

# POST MATCH SUMMARY REPORT



## Ulsan HD 0 - 1 Mamelodi Sundowns FC

Group F - Match 11  
17 June 2025  
19:05 Kick Off  
Inter&Co Stadium

Match Summary - Teams



Ulsan HD

0 — 1

Mamelodi Sundowns FC

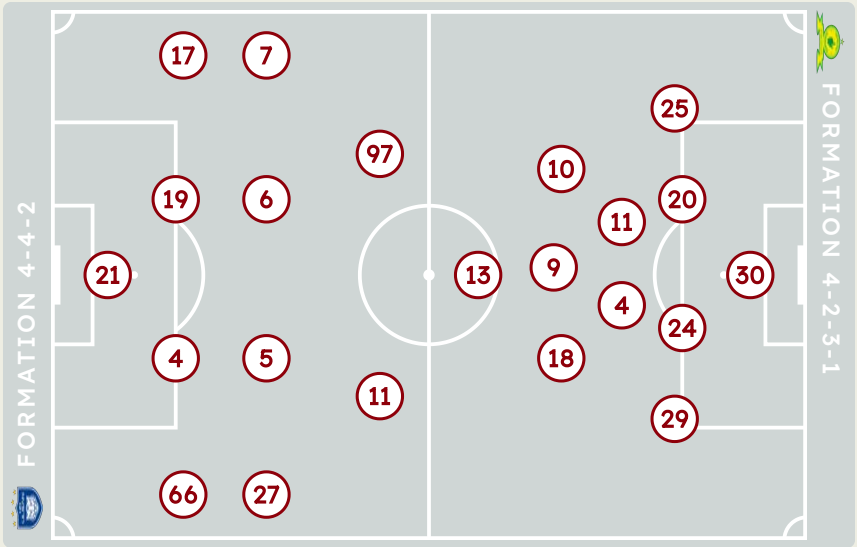


STARTING

- 21 GK JO Hyeonwoo
- 4 DF SEO Myungguan ↓ 80'
- 5 MF JUNG Wooyoung ↓ 73'
- 6 MF Darijan BOJANIC 55' ↓ 73'
- 7 MF KO Seungbeom
- 11 MF UM Wonsang
- 17 MF Gustav LUDWIGSON
- 19 DF KIM Younggwon
- 27 MF LEE Chungyong ↓ 64'
- 66 DF Milosz TROJAK
- 97 MF ERICK FARIAS

SUBSTITUTES

- 23 GK MOON Jungin
- 3 DF KANG Minwoo
- 10 MF KIM Minwoo
- 13 DF KANG Sangwoo ↑ 80'
- 14 MF LEE Jinhyun ↑ 73'
- 16 MF LEE Huigyun ↑ 73'
- 18 FW HEO Yool
- 22 MF KIM Minhyeok
- 26 DF PARK Minseo
- 28 DF LEE Jaeik
- 30 MF YOON Jaeseok
- 36 MF Matias LACAVA ↑ 64'
- 72 MF BACK Inwoo
- 96 DF CHOI Seokhyun
- 99 FW YAGO CARIELLO



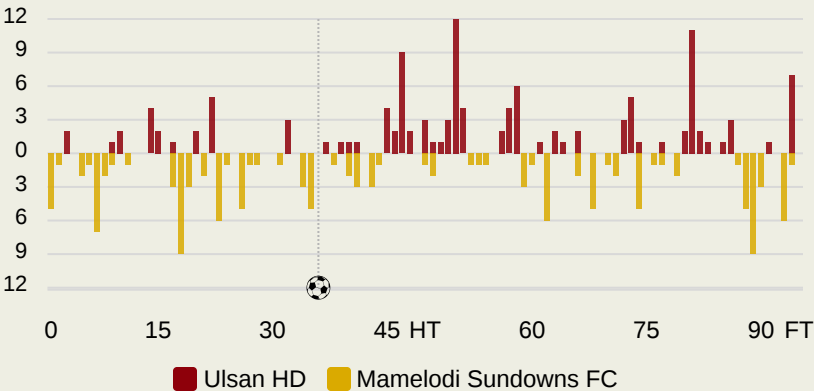
STARTING

- Ronwen WILLIAMS GK 30
- 86' Teboho MOKOENA MF 4
- ↓ 65' ARTHUR SALES FW 9
- ↓ 84' LUCAS RIBEIRO FW 10
- Marcelo ALLENDE MF 11
- ↓ 77' 36' Iqraam RAYNERS FW 13
- ↓ 76' Themba ZWANE MF 18
- Grant KEKANA DF 20
- ↓ 85' Keanu CUPIDO DF 24
- Khuliso MUDAU DF 25
- Divine LUNGA DF 29

SUBSTITUTES

- Denis ONYANGO GK 1
- Reyaad PIETERSE GK 26
- Malibongwe KHOZA DF 2
- Mosa LEBUSA DF 5
- Aubrey MODIBA MF 6
- ↑ 84' Jayden ADAMS MF 8
- Neo MAEMA MF 12
- ↑ 76' Bathusi AUBAAS MF 15
- Kutlwano LETLHAKU FW 16
- ↑ 65' Tashreeq MATTHEWS FW 17
- Sphelele MKHULISE MF 21
- Zuko MDUNYELWA DF 28
- ↑ 85' Mothobi MVALA DF 34
- ↑ 77' Lebo MOTHIBA FW 35
- Peter SHALULILE FW 38

Distribution in the Final Third



Match Summary - Key Statistics



Ulsan HD

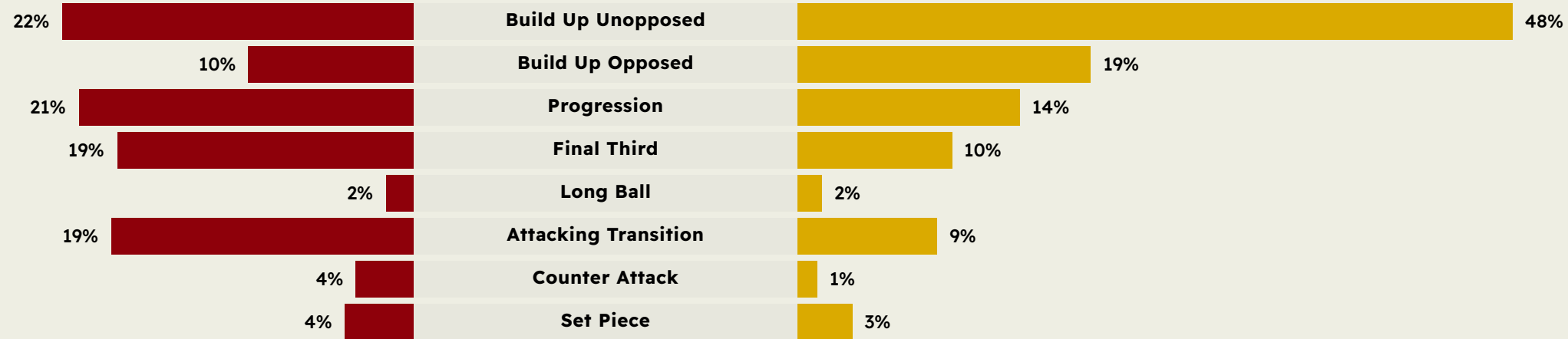
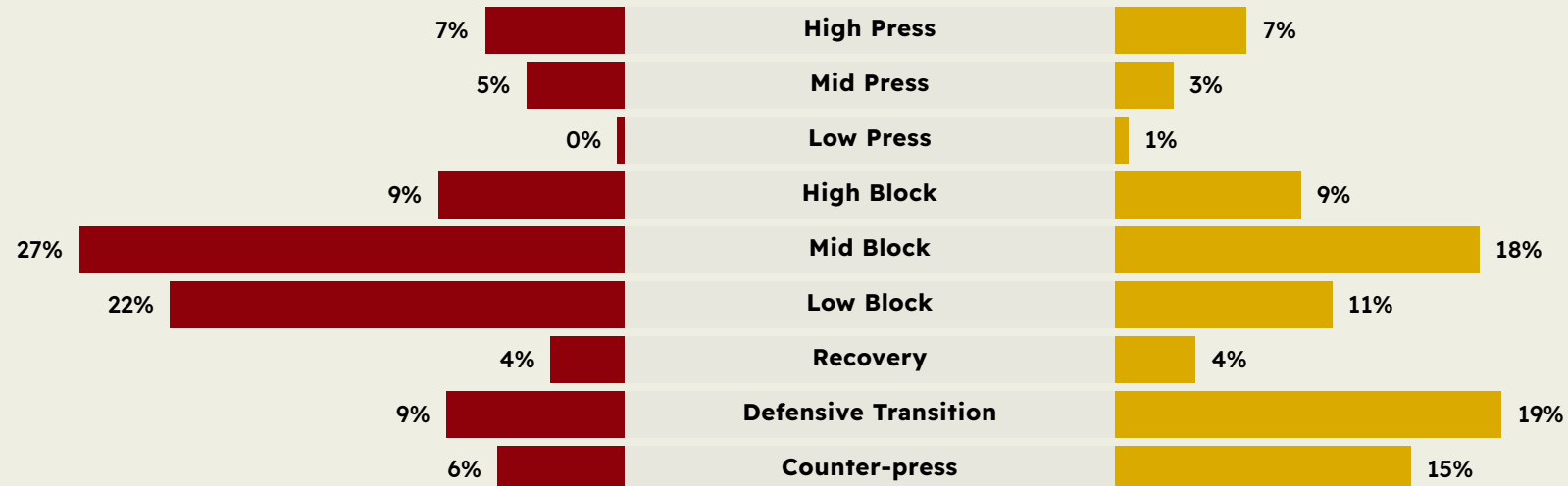


Mamelodi Sundowns FC



Possession

Total	<div><div>30.3%</div><div>7.4%</div><div>62.3%</div></div>	Total
0	Goals	1
8 (3)	Attempts at Goal (On Target)	14 (2)
328 (282)	Total Passes (Complete)	742 (682)
86 %	Pass Completion %	92 %
84	Completed Line Breaks	119
14	Defensive Line Breaks	11
96	Receptions in the Final Third	107
23	Crosses	8
16	Ball Progressions	20
311 (48)	Defensive Pressures Applied (Direct Pressures)	200 (37)
40	Forced Turnovers	44
57	Second Balls	62
110.9 km	Total Distance Covered	107.7 km
5.4 km	Zone 4 – Low Speed Sprinting: 20-25 km/h	5.4 km

**Ulsan HD****Phases of Play****Mamelodi Sundowns FC****IN POSSESSION****OUT OF POSSESSION**



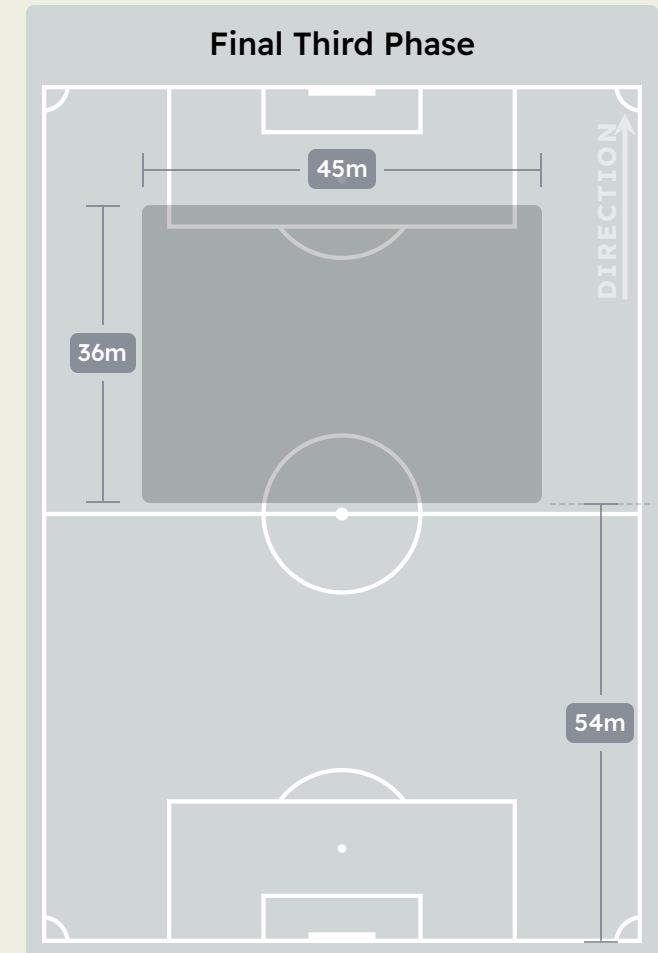
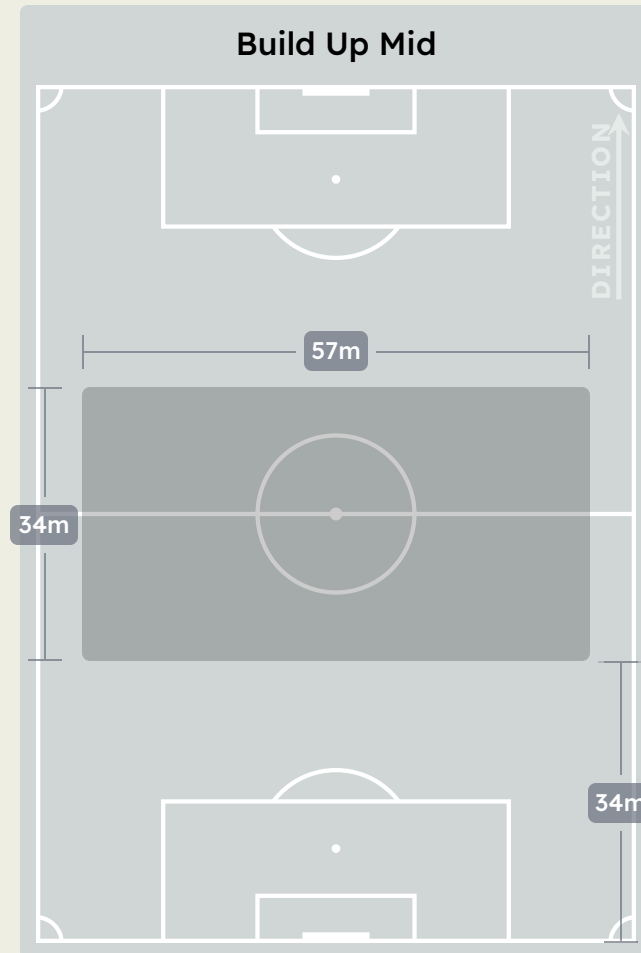
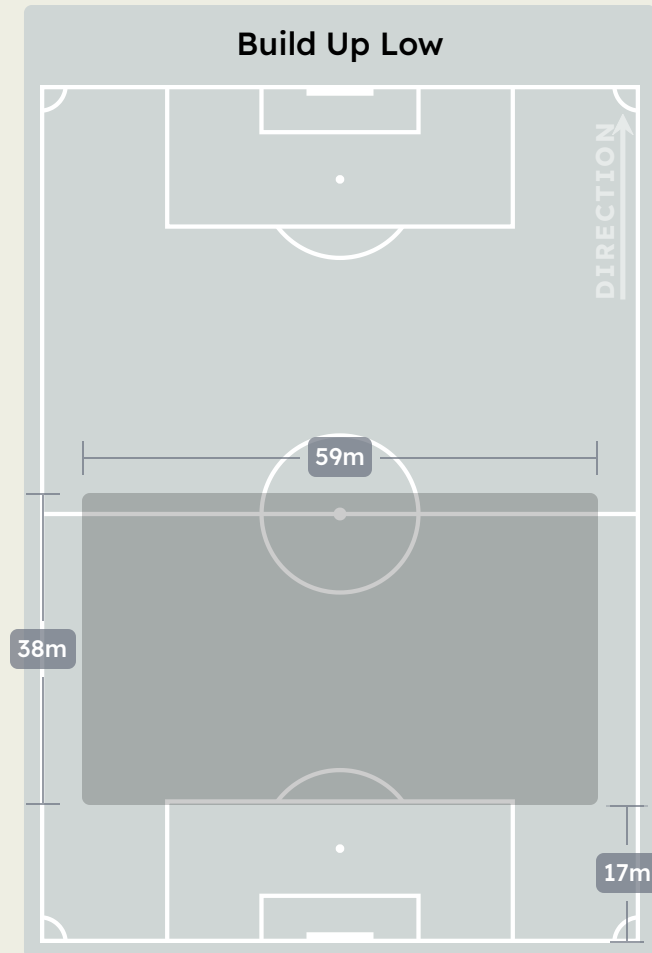
# IN POSSESSION



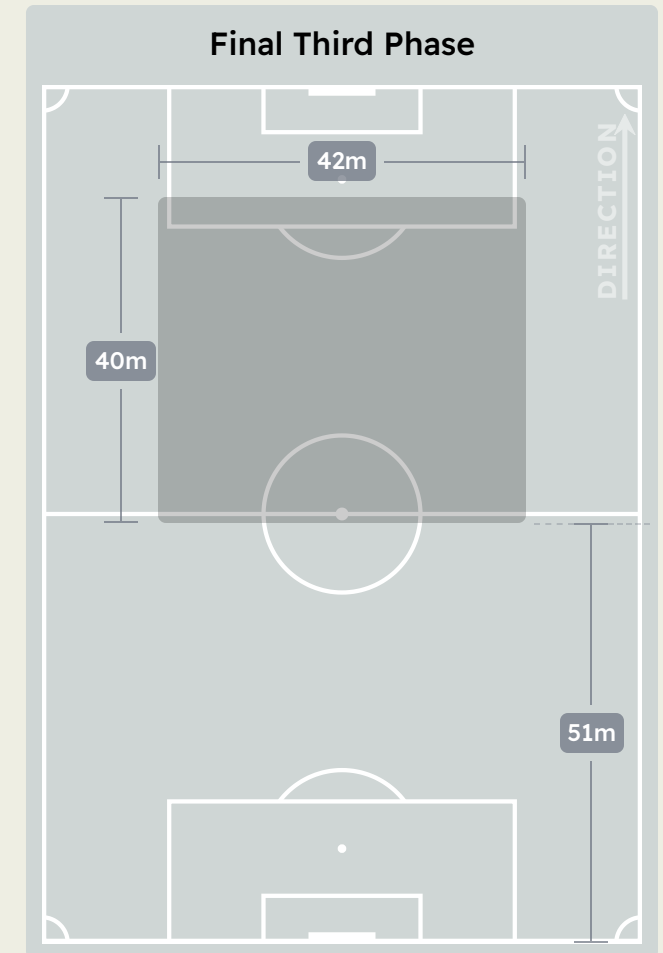
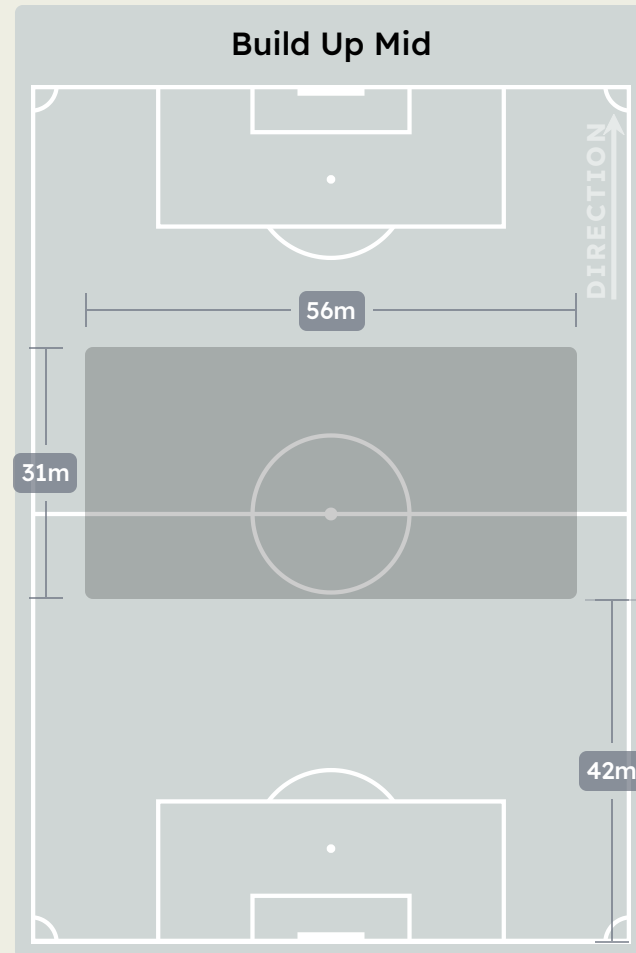
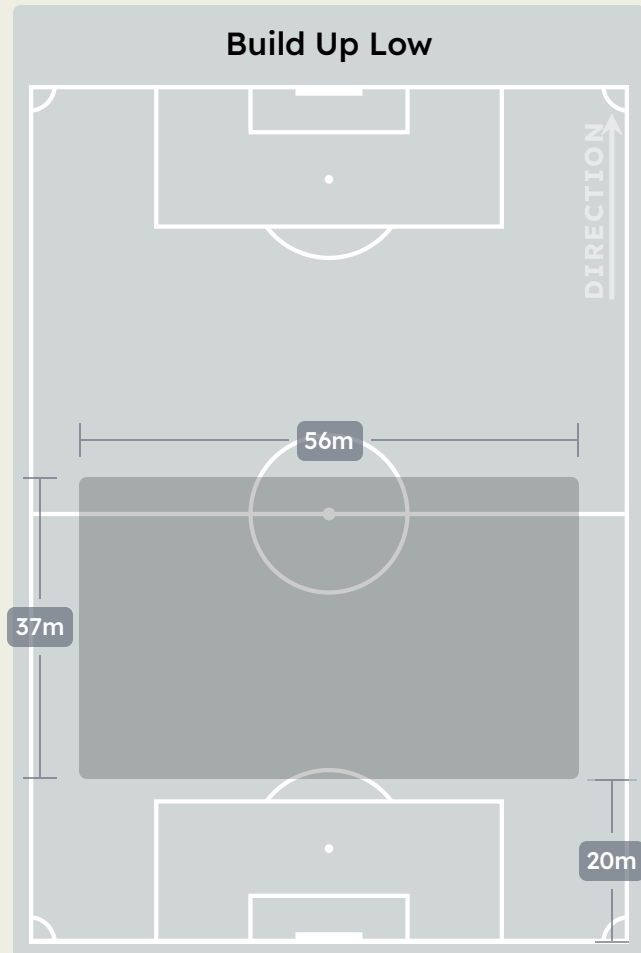
**Ulsan HD v Mamelodi Sundowns FC**

# In Possession Line Height & Team Length

**Ulsan HD**



## In Possession Line Height & Team Length



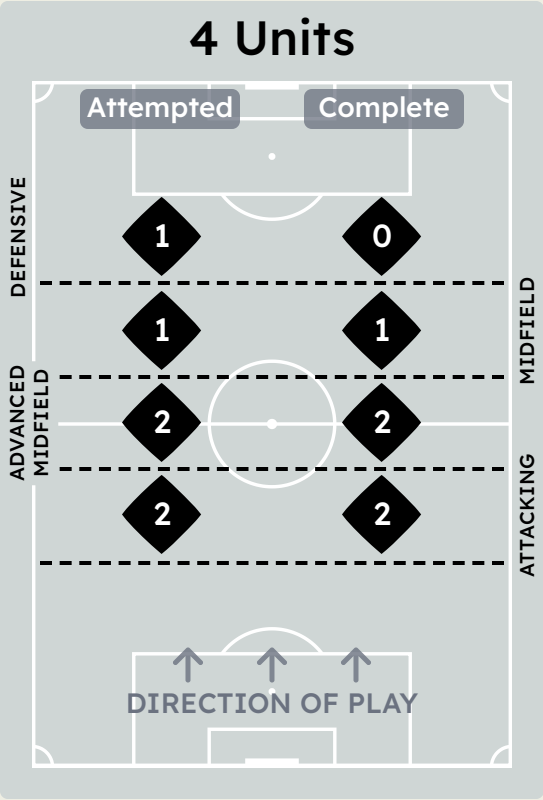
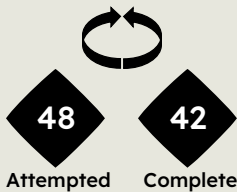
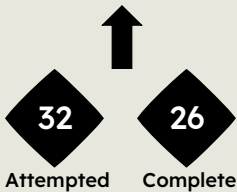
Line Breaks



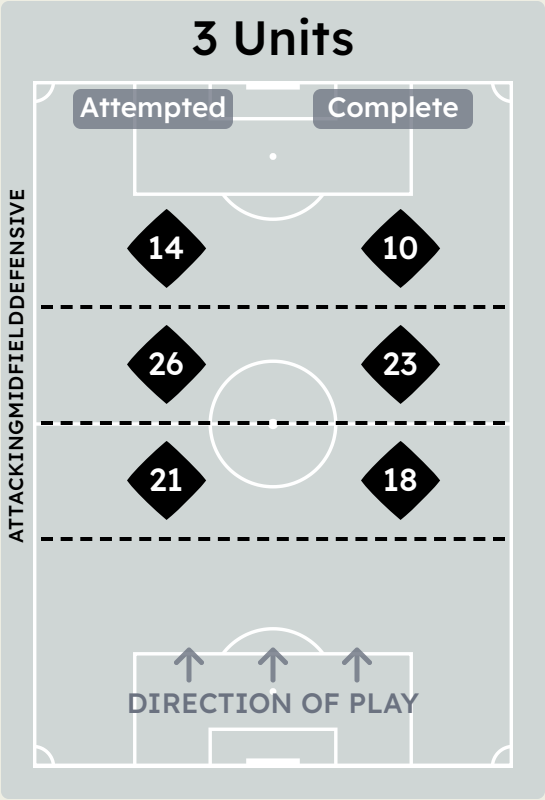
Ulsan HD

Attempted Line Breaks

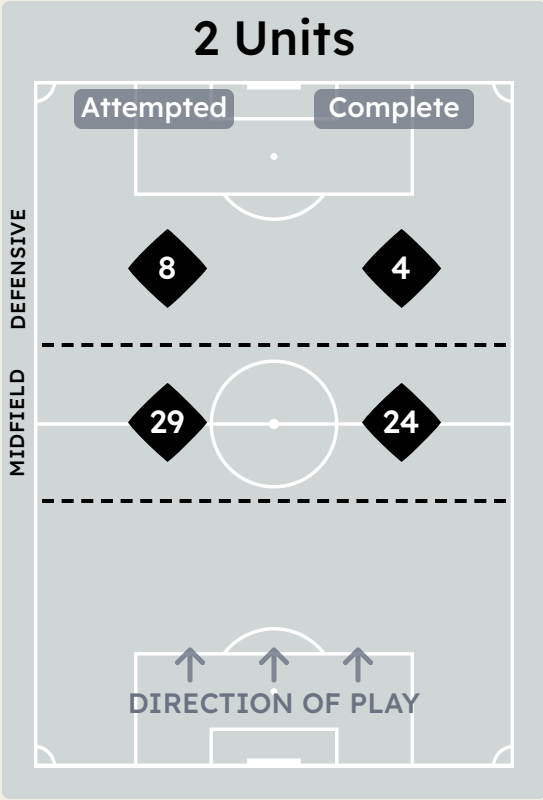
104



Attempted Line Breaks	6
Inside Shape	2
Outside Shape	4



Attempted Line Breaks	61
Inside Shape	29
Outside Shape	32



Attempted Line Breaks	37
Inside Shape	21
Outside Shape	16

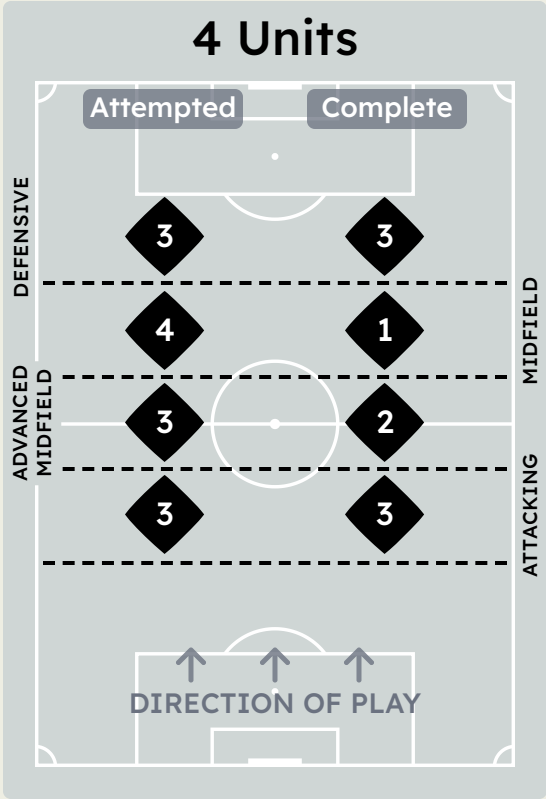
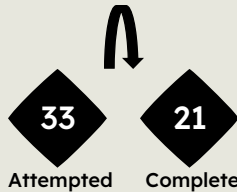
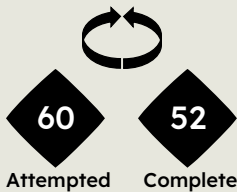
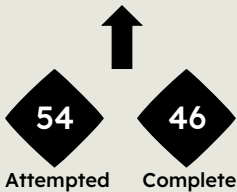
Line Breaks



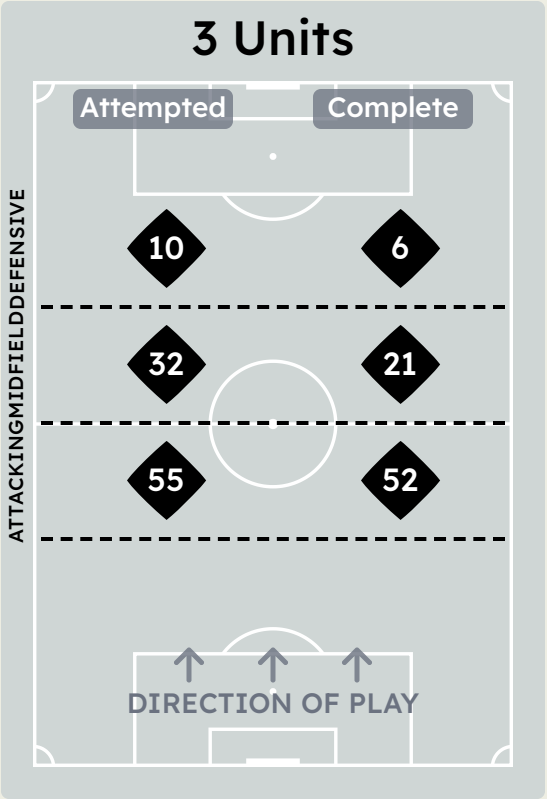
Mamelodi Sundowns FC

Attempted Line Breaks

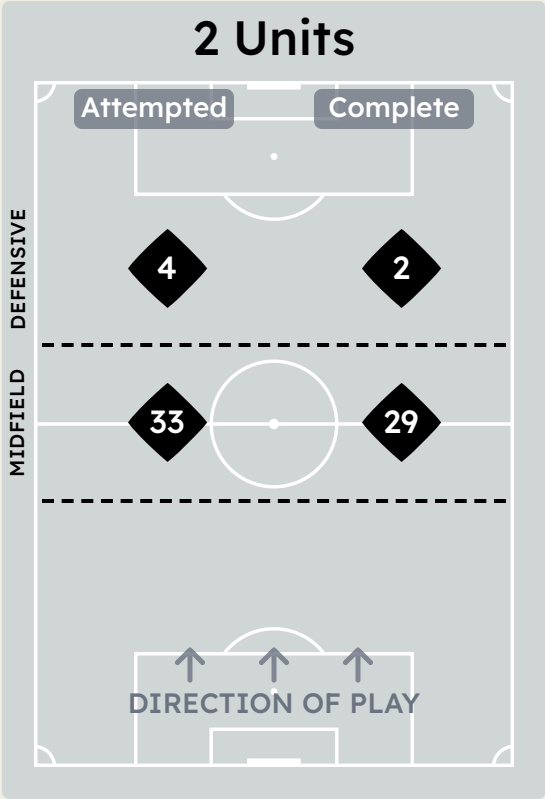
147



Attempted Line Breaks	13
Inside Shape	6
Outside Shape	7



Attempted Line Breaks	97
Inside Shape	59
Outside Shape	38



Attempted Line Breaks	37
Inside Shape	27
Outside Shape	10

Line Breaks



					4 Units				3 Units			2 Units		Direction			Distribution Type		
#	Player	Line Breaks Attempted	Line Breaks Completed	Line Break Completion %	Attacking Line	Attacking Midfield Line	Midfield Line	Defensive Line	Attacking Line	Midfield Line	Defensive Line	Midfield Line	Defensive Line	Through	Around	Over	Pass	Cross	Ball Progression
21	JO Hyeonwoo	4	4	100%	1	0	0	0	2	1	0	0	0	1	2	1	4	0	0
4	SEO Myungguan	10	8	80%	1	0	0	0	5	2	1	1	0	3	7	0	10	0	0
5	JUNG Wooyoung	11	10	91%	0	0	0	0	2	4	0	5	0	2	6	3	11	0	0
6	Darijan BOJANIC	9	8	89%	0	0	1	0	0	0	2	4	2	7	1	1	9	0	0
7	KO Seungbeom	10	8	80%	0	0	0	0	0	3	4	1	2	2	4	4	10	0	0
11	UM Wonsang	6	5	83%	0	1	0	1	0	3	1	0	0	2	3	1	3	0	3
17	Gustav LUDWIGSON	9	6	67%	0	0	0	0	2	1	1	5	0	2	3	4	9	0	0
19	KIM Younggwon	15	14	93%	0	1	0	0	2	3	1	8	0	4	9	2	15	0	0
27	LEE Chungyong	2	2	100%	0	0	0	0	0	1	0	1	0	1	1	0	2	0	0
66	Milosz TROJAK	12	10	83%	0	0	0	0	5	3	2	1	1	2	4	6	12	0	0
97	ERICK FARIAS	1	1	100%	0	0	0	0	0	0	1	0	0	0	1	0	0	0	1
13	KANG Sangwoo	4	1	25%	0	0	0	0	2	1	0	1	0	0	3	1	4	0	0
14	LEE Jinhyun	2	2	100%	0	0	0	0	0	2	0	0	0	2	0	0	2	0	0
16	LEE Huigyun	6	4	67%	0	0	0	0	1	1	1	1	2	3	2	1	5	0	1
36	Matias LACAVAL	3	1	33%	0	0	0	0	0	1	0	1	1	1	2	0	3	0	0

Line Breaks



					4 Units				3 Units			2 Units		Direction			Distribution Type		
#	Player	Line Breaks Attempted	Line Breaks Completed	Line Break Completion %	Attacking Line	Attacking Midfield Line	Midfield Line	Defensive Line	Attacking Line	Midfield Line	Defensive Line	Midfield Line	Defensive Line	Through	Around	Over	Pass	Cross	Ball Progression
30	Ronwen WILLIAMS	20	16	80%	2	2	2	0	7	5	0	2	0	5	1	14	20	0	0
4	Teboho MOKOENA	26	22	85%	0	0	1	1	5	4	2	13	0	16	7	3	26	0	0
9	ARTHUR SALES	4	3	75%	0	0	0	0	1	2	0	1	0	3	0	1	4	0	0
10	LUCAS RIBEIRO	13	11	85%	0	0	0	1	2	2	2	3	3	6	5	2	10	2	1
11	Marcelo ALLENDE	12	10	83%	0	0	0	0	2	5	1	4	0	6	3	3	12	0	0
13	Iqraam RAYNERS	4	2	50%	0	0	0	0	0	3	0	0	1	2	2	0	3	0	1
18	Themba ZWANE	12	11	92%	0	0	0	0	4	3	1	4	0	4	7	1	11	0	1
20	Grant KEKANA	11	9	82%	0	0	1	0	8	1	0	1	0	1	6	4	11	0	0
24	Keanu CUPIDO	9	7	78%	1	0	0	0	7	1	0	0	0	3	5	1	9	0	0
25	Khuliso MUDAU	11	8	73%	0	0	0	0	7	1	1	2	0	1	9	1	11	0	0
29	Divine LUNGA	19	15	79%	0	1	0	0	11	3	1	3	0	3	13	3	19	0	0
8	Jayden ADAMS	2	1	50%	0	0	0	0	0	1	1	0	0	2	0	0	2	0	0
15	Bathusi AUBAAS	2	2	100%	0	0	0	0	1	1	0	0	0	2	0	0	2	0	0
17	Tashreeq MATTHEWS	1	1	100%	0	0	0	1	0	0	0	0	0	0	1	0	1	0	0
34	Mothobi MVALA	0	0	0%	0	0	0	0	0	0	0	0	0	0	0	0	0	0	0
35	Lebo MOTHIBA	1	1	100%	0	0	0	0	0	0	1	0	0	0	1	0	1	0	0

Passing Networks



#	Passes From ↓ to →	JO Hyeonwoo	SEO Myungguan	JUNG Wooyoung	Darijan BOJANIC	KO Seungbeom	UM Wonsang	Gustav LUDWIGSON	KIM Younggwon	LEE Chungyong	Milosz TROJAK	ERICK FARIAS	KANG Sangwoo	LEE Jinhyun	LEE Huigyun	Matias LACAVA
21	JO Hyeonwoo		1	2	↷	2	1	1	4	↷	5	↷	↷	↷	↷	↷
4	SEO Myungguan	1		6	1	5	5	↷	↷	↷	3	1	↷	↷	↷	↷
5	JUNG Wooyoung	2	2		3	5	2	2	7	2	3	3	↷	↷	↷	↷
6	Darijan BOJANIC	1	2	3		3	3	5	2	1	1	1	↷	↷	↷	↷
7	KO Seungbeom	↷	3	2	2		11	2	↷	1	4	3	↷	2	↷	3
11	UM Wonsang	↷	4	2	2	5		↷	1	↷	↷	1	↷	↷	1	↷
17	Gustav LUDWIGSON	↷	↷	2	4	1	↷		8	3	↷	1	↷	1	2	3
19	KIM Younggwon	3	↷	3	1	4	↷	7		4	6	1	1	↷	1	↷
27	LEE Chungyong	↷	↷	↷	6	↷	↷	2	2		↷	2	↷	↷	↷	↷
66	Milosz TROJAK	4	3	6	1	4	↷	4	3	1		↷	1	↷	1	2
97	ERICK FARIAS	↷	1	3	1	2	3	↷	↷	1	↷		↷	1	↷	↷
13	KANG Sangwoo	↷	↷	↷	↷	↷	↷	1	1	↷	1	↷		↷	↷	↷
14	LEE Jinhyun	↷	↷	↷	↷	↷	↷	↷	2	↷	↷	1	↷		3	↷
16	LEE Huigyun	↷	↷	↷	↷	2	↷	2	↷	↷	1	1	1	1		1
36	Matias LACAVA	↷	1	↷	↷	↷	↷	1	↷	↷	↷	↷	↷	↷	2	

Top 5 Player to Player Passers		
Player	Passed To	% of Total Team Passes
KO Seungbeom	UM Wonsang	4%
Gustav LUDWIGSON	KIM Younggwon	2.9%
JUNG Wooyoung	KIM Younggwon	2.6%
KIM Younggwon	Gustav LUDWIGSON	2.6%
SEO Myungguan	JUNG Wooyoung	2.2%

Passing Networks

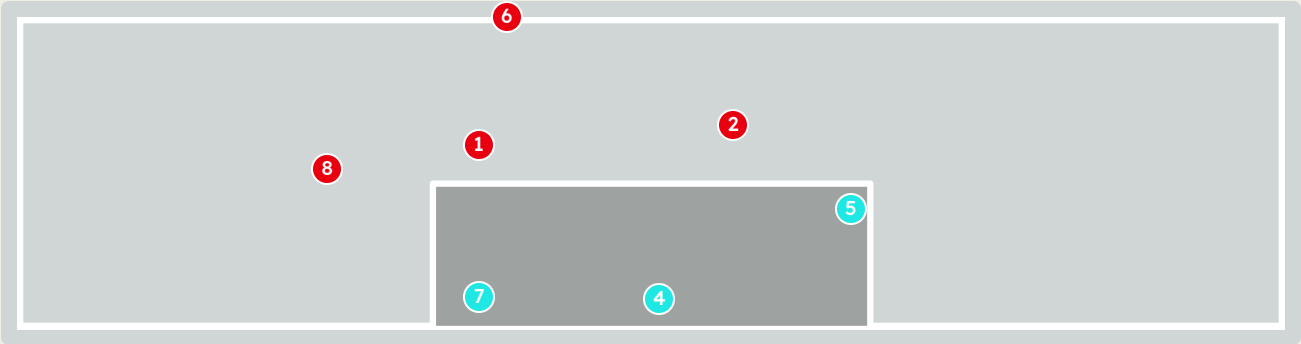
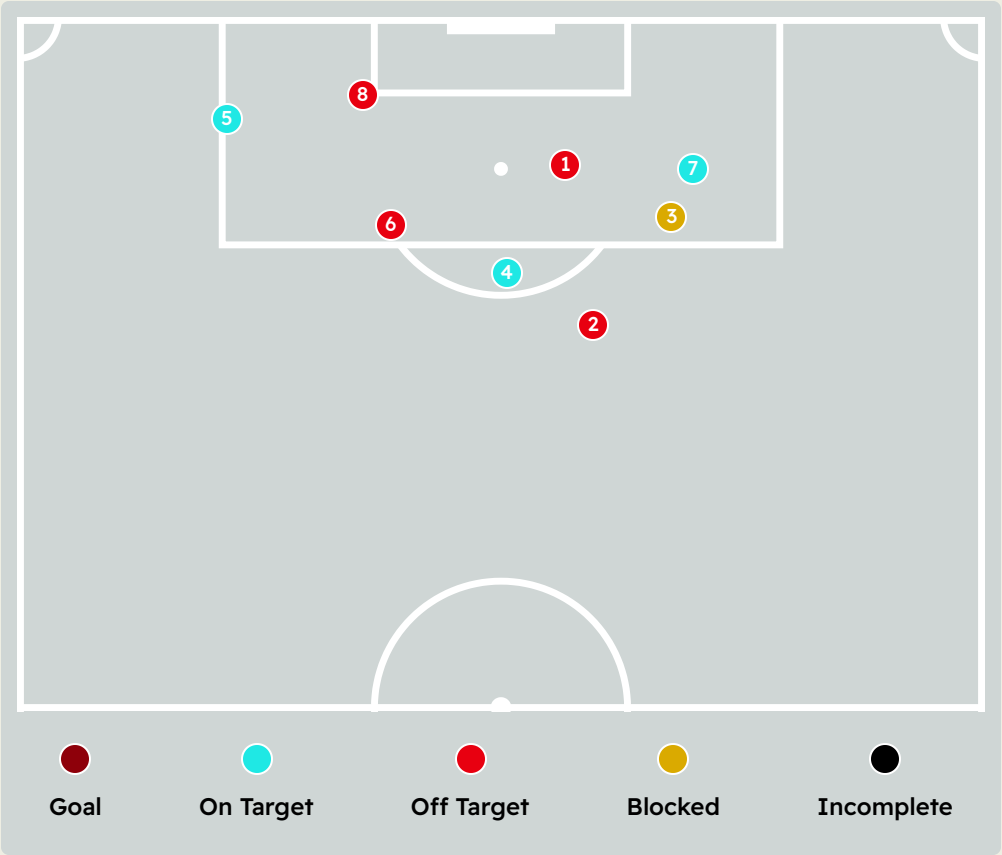


#	Passes From ↓ to →	Ronwen WILLIAMS	Teboho MOKOENA	ARTHUR SALES	LUCAS RIBEIRO	Marcelo ALLENDE	Iqraam RAYNERS	Themba ZWANE	Grant KEKANA	Keanu CUPIDO	Khuliso MUDAU	Divine LUNGA	Jayden ADAMS	Bathusi AUBAAS	Tashreeq MATTHEWS	Mothobi MVALA	Lebo MOTHIBA
30	Ronwen WILLIAMS		12	1	↵	3	1	3	10	15	1	1	↵	↵	↵	↵	4
4	Teboho MOKOENA	2		3	10	12	2	12	15	12	11	7	1	1	1	1	↵
9	ARTHUR SALES	↵	4		1	4	3	2	1	1	1	3	↵	↵	↵	↵	↵
10	LUCAS RIBEIRO	1	9	2		4	2	6	↵	5	9	3	↵	↵	↵	↵	↵
11	Marcelo ALLENDE	1	11	3	9		2	12	7	5	2	11	3	2	3	↵	1
13	Iqraam RAYNERS	↵	↵	↵	3	3		2	1	1	1	1	↵	↵	↵	↵	↵
18	Themba ZWANE	↵	12	4	8	11	4		4	3	16	8	↵	↵	↵	↵	↵
20	Grant KEKANA	13	16	4	↵	5	↵	4		11	1	18	↵	↵	↵	↵	↵
24	Keanu CUPIDO	21	15	1	3	4	↵	5	11		21	↵	↵	↵	↵	↵	↵
25	Khuliso MUDAU	2	3	1	14	2	2	17	2	21		1	↵	↵	↵	1	↵
29	Divine LUNGA	4	6	8	↵	9	3	9	10	↵	1		2	↵	2	↵	1
8	Jayden ADAMS	↵	2	↵	↵	2	↵	↵	1	↵	↵	↵		4	2	↵	↵
15	Bathusi AUBAAS	1	1	↵	↵	4	↵	↵	↵	↵	2	↵	2		↵	↵	↵
17	Tashreeq MATTHEWS	↵	1	↵	↵	1	↵	↵	↵	↵	↵	1	1	↵		↵	1
34	Mothobi MVALA	2	1	↵	↵	↵	↵	↵	↵	↵	↵	↵	↵	↵	↵		↵
35	Lebo MOTHIBA	↵	↵	↵	1	1	↵	↵	↵	↵	↵	1	1	2	1	↵	

Top 5 Player to Player Passers		
Player	Passed To	% of Total Team Passes
Keanu CUPIDO	Ronwen WILLIAMS	3.2%
Keanu CUPIDO	Khuliso MUDAU	3.2%
Khuliso MUDAU	Keanu CUPIDO	3.2%
Grant KEKANA	Divine LUNGA	2.7%

Khuliso MUDAU	Themba ZWANE	2.6%
---------------	--------------	------

# Attempts at Goal




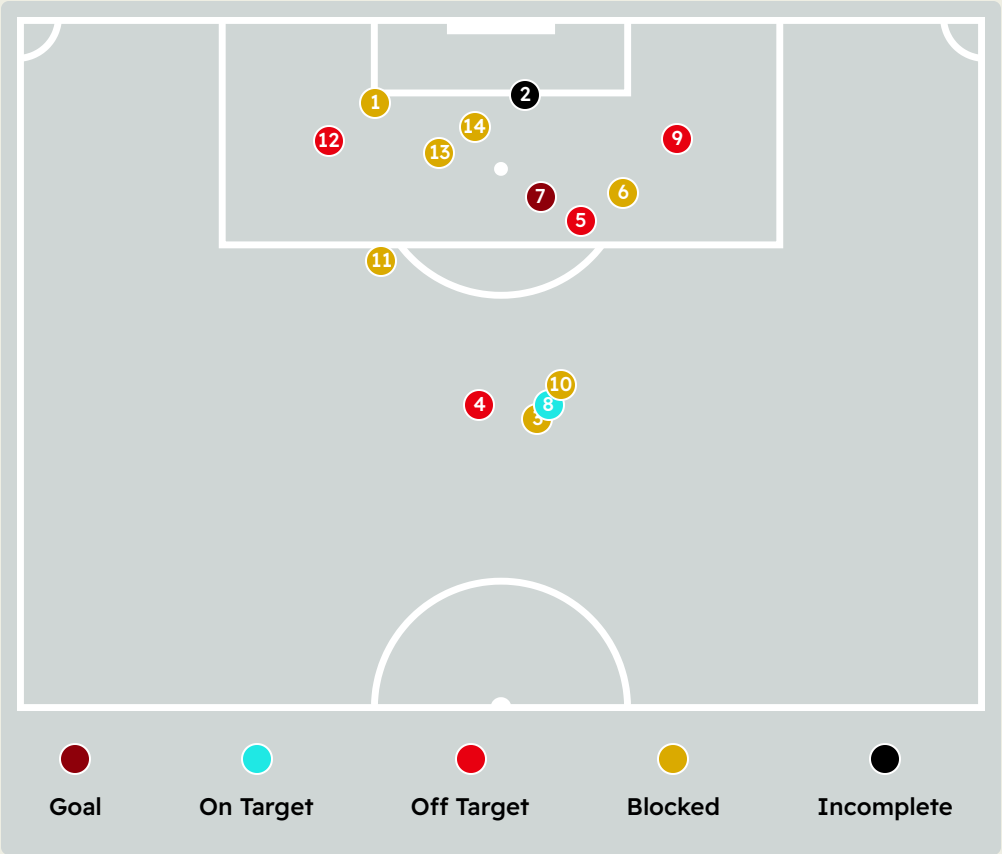
Key	Outcome	Shots
●	Goals	0
●	On Target	3
●	Off Target	4
●	Blocked	1
●	Incomplete	0

# Attempts at Goal



Time	Player	Outcome	Body Part	Delivery Type
3	⤵, ERICK FARIAS	Off Target	Left Foot	Cross
16	⤵ Darijan BOJANIC	Off Target	Right Foot	Freekick
17	⤵, ERICK FARIAS	Incomplete - Blocked	Right Foot	Pass
22	⤵ Darijan BOJANIC	On Target - Saved	Right Foot	Pass
45	⤵ KO Seungbeom	On Target - Goal Prevented	Right Foot	Pass
64	⤵ JUNG Wooyoung	Off Target	Right Foot	Corner
80	⤵⤵ Matias LACAVA	On Target - Saved	Left Foot	Pass
83	⤵⤵ Matias LACAVA	Off Target	Head	Corner

Attempts at Goal



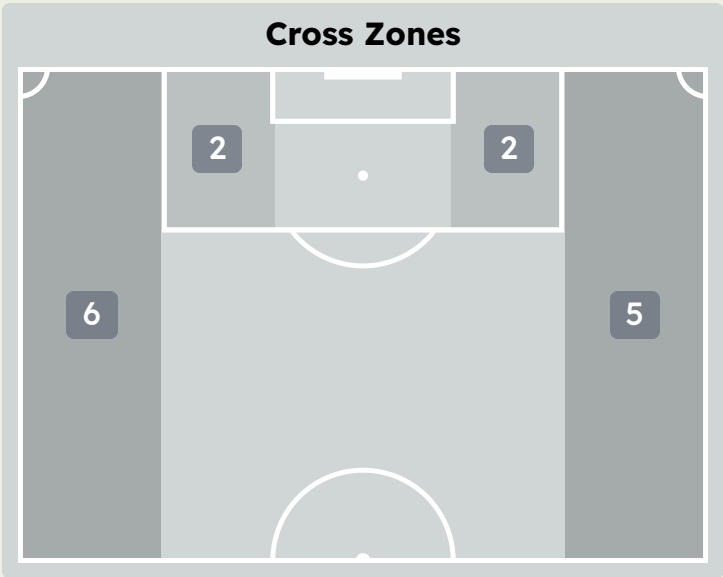
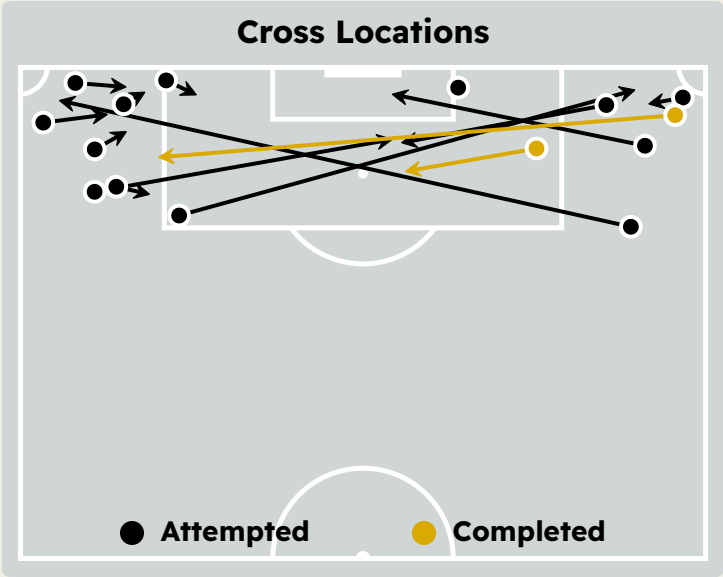
Key	Outcome	Shots
●	Goals	1
●	On Target	1
●	Off Target	4
●	Blocked	7
●	Incomplete	1

Attempts at Goal

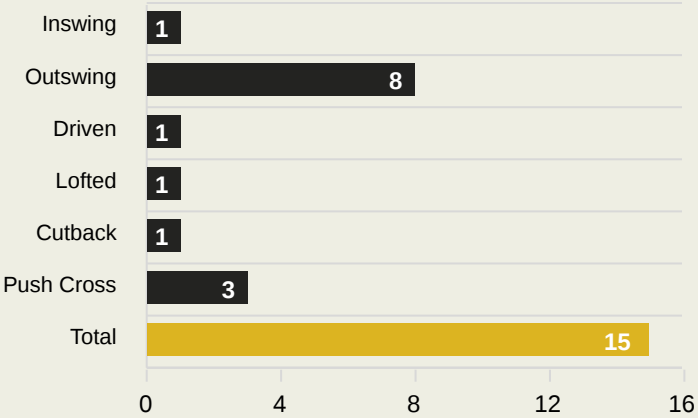


Time	Player	Outcome	Body Part	Delivery Type
0	⤵ ARTHUR SALES	Incomplete - Blocked	Left Foot	Loose Ball
1	⤵⤵ Divine LUNGA	Incomplete - Player On Ball Error	Head	Other
7	⤵ LUCAS RIBEIRO	Incomplete - Blocked	Left Foot	Pass
24	➡ Teboho MOKOENA	Off Target	Right Foot	Pass
27	⤵ Iqraam RAYNERS	Deflected Off Target - Defensive Event	Right Foot	Pass
31	⤵⤵ Marcelo ALLENDE	Incomplete - Blocked	Right Foot	Cross
35	⤵ Iqraam RAYNERS	On Target - Goal	Right Foot	Pass
43	➡ Teboho MOKOENA	On Target - Saved	Right Foot	Freekick
52	⤵ LUCAS RIBEIRO	Deflected Off Target - Defensive Event	Left Foot	Pass
59	➡ Teboho MOKOENA	Incomplete - Blocked	Right Foot	Loose Ball
70	➡ Teboho MOKOENA	Incomplete - Blocked	Right Foot	Freekick
87	⤵⤵ Tashreeq MATTHEWS	Off Target	Left Foot	Pass
89	⤵⤵ Lebo MOTHIBA	Incomplete - Blocked	Right Foot	Cross
90	⤵⤵ Tashreeq MATTHEWS	Incomplete - Blocked	Right Foot	Pass

Crosses (Open Play)



Delivery Type



Attempted

15

Completed

2

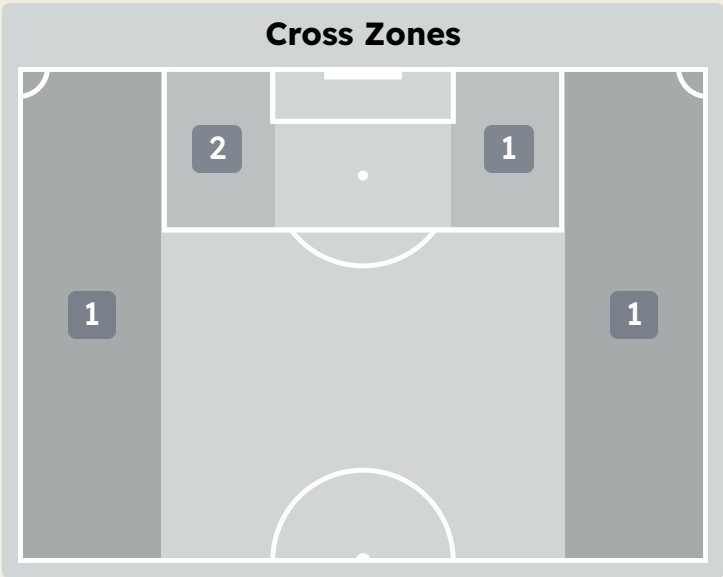
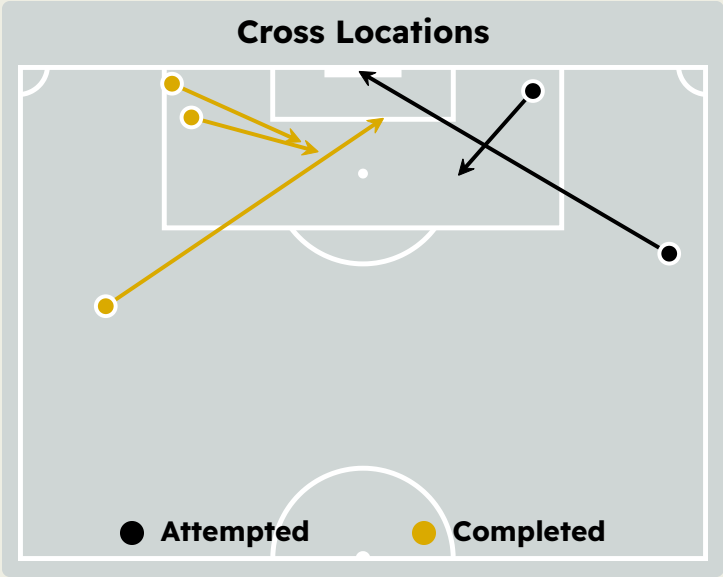
Most Crosses Attempted

6

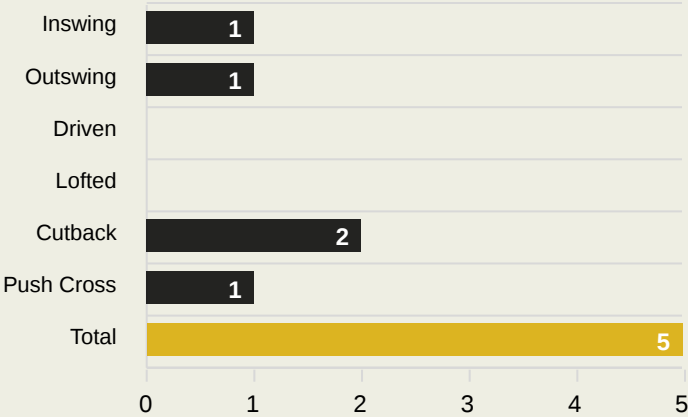
UM Wonsang  
CENTRE FORWARD RIGHT

#	Player	Inswing	Outswing	Driven	Lofted	Cutback	Push Cross	Total Attempted
21	JO Hyeonwoo	✓	✓	✓	✓	✓	✓	✓
4	SEO Myungguan	✓	✓	✓	✓	✓	✓	✓
5	JUNG Wooyoung	✓	✓	✓	✓	✓	✓	✓
6	Darijan BOJANIC	✓	✓	✓	✓	✓	✓	✓
7	KO Seungbeom	✓	✓	✓	✓	✓	✓	✓
11	UM Wonsang	✓	3	✓	✓	✓	3	6
17	Gustav LUDWIGSON	1	2	✓	✓	1	✓	4
19	KIM Younggwon	✓	✓	✓	✓	✓	✓	✓
27	LEE Chungyong	✓	1	✓	✓	✓	✓	1
66	Milosz TROJAK	✓	✓	✓	✓	✓	✓	✓
97	ERICK FARIAS	✓	✓	✓	1	✓	✓	1
13	KANG Sangwoo	✓	✓	✓	✓	✓	✓	✓
14	LEE Jinhyun	✓	1	✓	✓	✓	✓	1
16	LEE Huigyun	✓	✓	✓	✓	✓	✓	✓
36	Matias LACAVA	✓	1	1	✓	✓	✓	2

Crosses (Open Play)



Delivery Type



Attempted

5

Completed

4

Most Crosses Attempted

2

LUCAS RIBEIRO  
ATTACKING MIDFIELD RIGHT

Mamelodi Sundowns FC



#	Player	Inswing	Outswing	Driven	Lofted	Cutback	Push Cross	Total Attempted
30	Ronwen WILLIAMS	✓	✓	✓	✓	✓	✓	✓
4	Teboho MOKOENA	✓	✓	✓	✓	✓	✓	✓
9	ARTHUR SALES	✓	✓	✓	✓	✓	✓	✓
10	LUCAS RIBEIRO	1	1	✓	✓	✓	✓	2
11	Marcelo ALLENDE	✓	✓	✓	✓	✓	✓	✓
13	Iqraam RAYNERS	✓	✓	✓	✓	✓	✓	✓
18	Themba ZWANE	✓	✓	✓	✓	1	✓	1
20	Grant KEKANA	✓	✓	✓	✓	✓	✓	✓
24	Keanu CUPIDO	✓	✓	✓	✓	✓	✓	✓
25	Khuliso MUDAU	✓	✓	✓	✓	✓	✓	✓
29	Divine LUNGA	✓	✓	✓	✓	1	✓	1
8	Jayden ADAMS	✓	✓	✓	✓	✓	✓	✓
15	Bathusi AUBAAS	✓	✓	✓	✓	✓	✓	✓
17	Tashreeq MATTHEWS	✓	✓	✓	✓	✓	1	1
34	Mothobi MVALA	✓	✓	✓	✓	✓	✓	✓
35	Lebo MOTHIBA	✓	✓	✓	✓	✓	✓	✓

Offering to Receive



226

Total Offers Made

101

Total Offers Received

Most Offers

31

KO Seungbeom

LEFT MIDFIELD

102

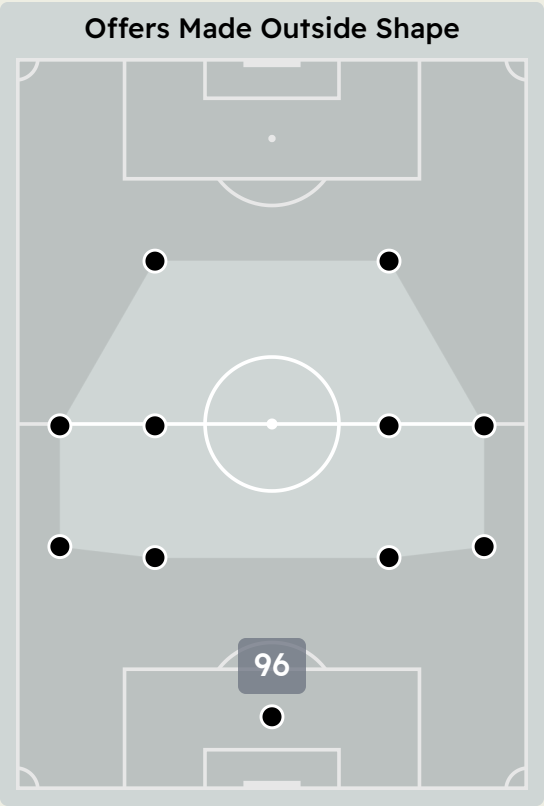
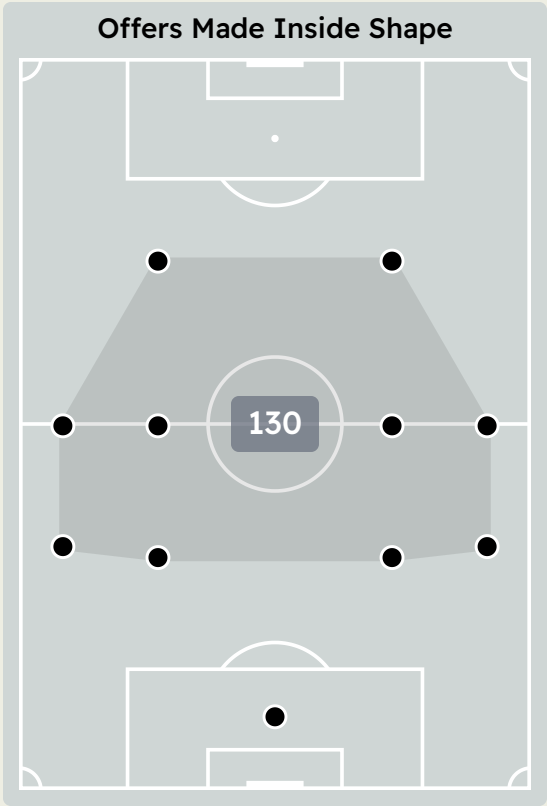
Offers Made in Final Third

74

Offers Made in Middle Third

50

Offers Made in Defensive Third



#	Player	Offers Made	Offers Received	% Made & Received
21	JO Hyeonwoo	14	3	21.4%
4	SEO Myungguan	10	5	50%
5	JUNG Wooyoung	25	15	60%
6	Darijan BOJANIC	25	13	52%
7	KO Seungbeom	31	17	54.8%
11	UM Wonsang	16	6	37.5%
17	Gustav LUDWIGSON	10	5	50%
19	KIM Younggwon	4	4	100%
27	LEE Chungyong	15	5	33.3%
66	Milosz TROJAK	8	6	75%
97	ERICK FARIAS	24	7	29.2%
13	KANG Sangwoo	1	1	100%
14	LEE Jinhyun	11	2	18.2%
16	LEE Huigyun	16	7	43.8%
36	Matias LACAVA	16	5	31.2%

Offering to Receive

477

Total Offers Made

195

Total Offers Received

Most Offers

86

Themba ZWANE

ATTACKING MIDFIELD LEFT

139

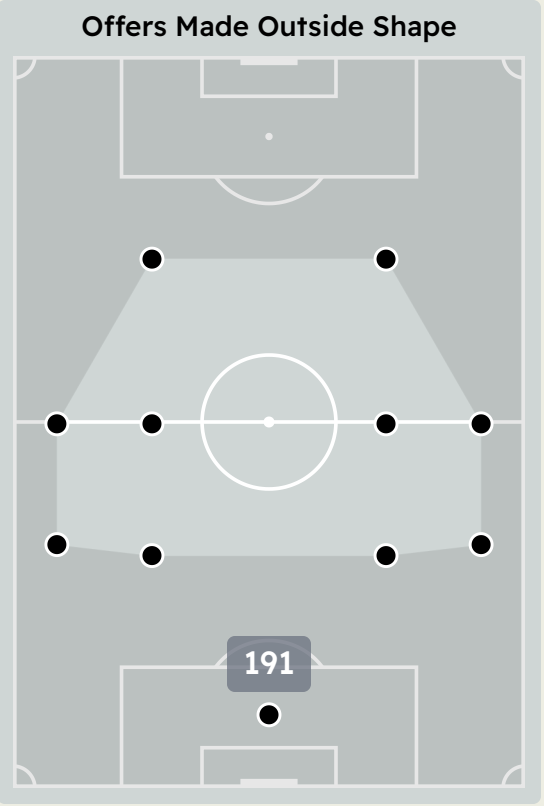
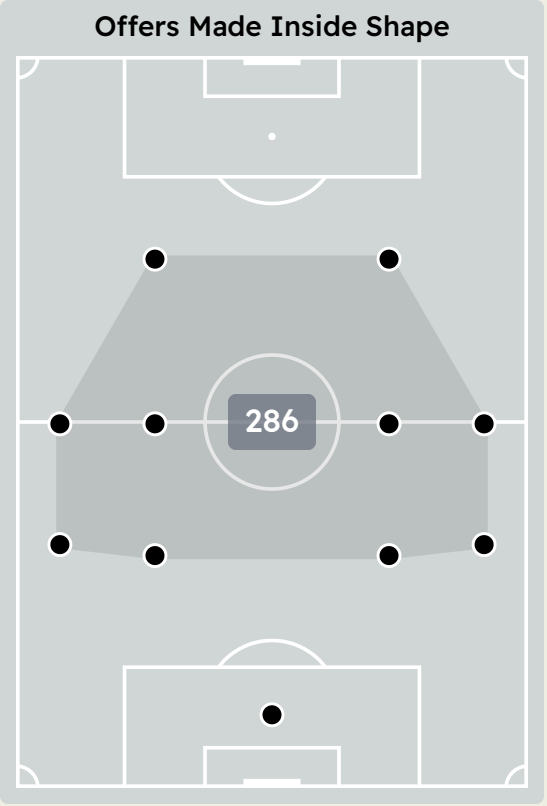
Offers Made in Final Third

247

Offers Made in Middle Third

91

Offers Made in Defensive Third



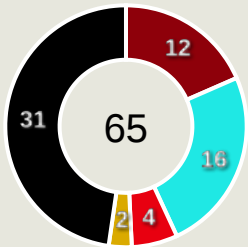
#	Player	Offers Made	Offers Received	% Made & Received
30	Ronwen WILLIAMS	25	16	64%
4	Teboho MOKOENA	30	15	50%
9	ARTHUR SALES	58	19	32.8%
10	LUCAS RIBEIRO	46	19	41.3%
11	Marcelo ALLENDE	59	19	32.2%
13	Iqraam RAYNERS	48	11	22.9%
18	Themba ZWANE	86	42	48.8%
20	Grant KEKANA	11	6	54.5%
24	Keanu CUPIDO	20	10	50%
25	Khuliso MUDAU	20	10	50%
29	Divine LUNGA	28	15	53.6%
8	Jayden ADAMS	1	1	100%
15	Bathusi AUBAAS	14	2	14.3%
17	Tashreeq MATTHEWS	22	7	31.8%
34	Mothobi MVALA	3	1	33.3%
35	Lebo MOTHIBA	6	2	33.3%

# Movement to Receive

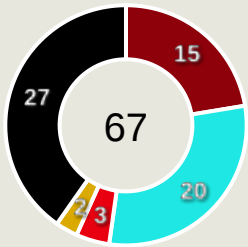


Movement Types by Phase

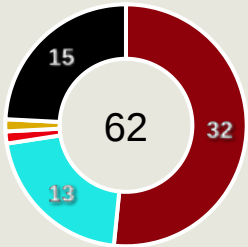
Final Third Phase



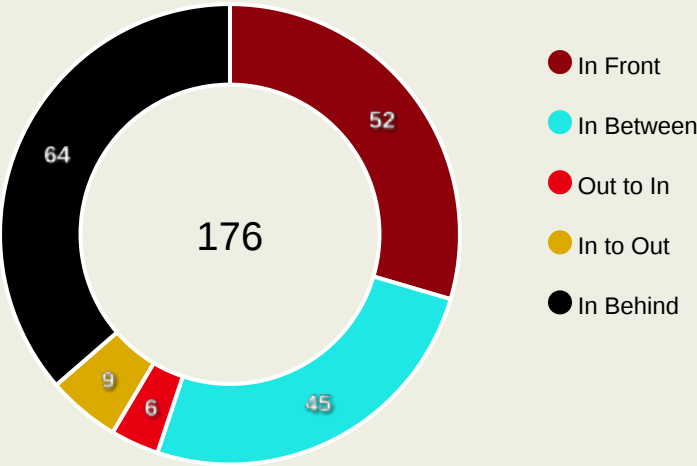
Progression Phase



Build Up Phase



All Movement Types

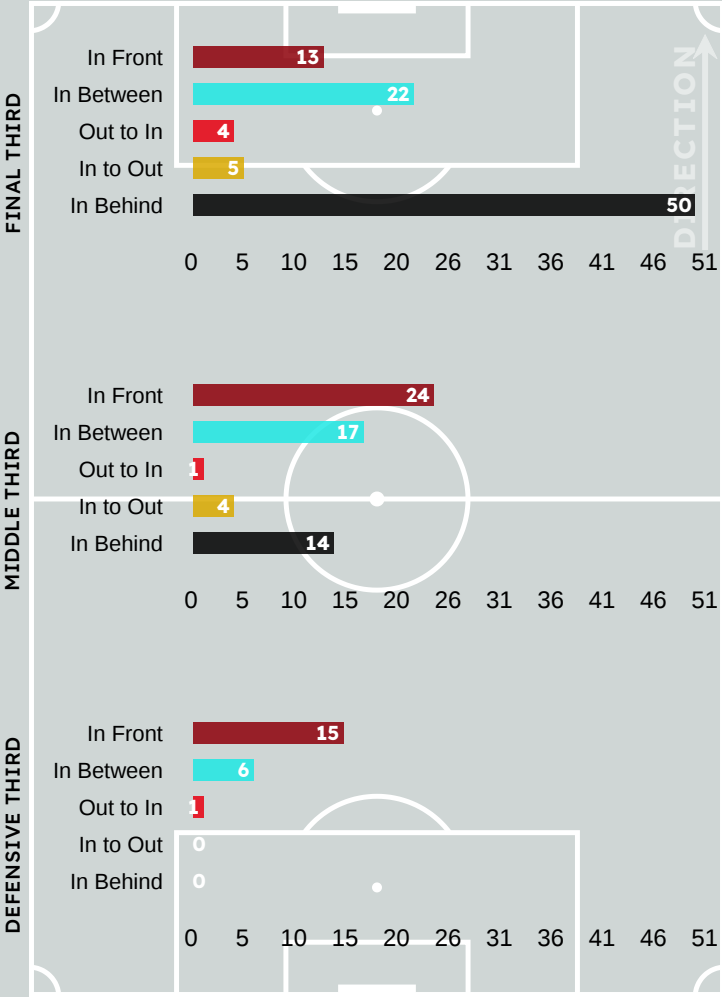


- In Front
- In Between
- Out to In
- In to Out
- In Behind

Top Ranked Players

Type	Player	Movements
In Front	JUNG Wooyoung	16
In Between	ERICK FARIAS	11
Out to In	Darijan BOJANIC	2
In to Out	KO Seungbeom	3
In Behind	UM Wonsang	14

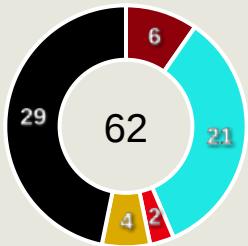
Movement Types Pitch Third



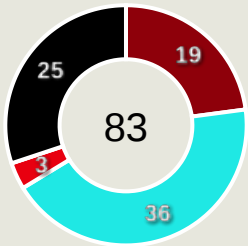
# Movement to Receive

Movement Types by Phase

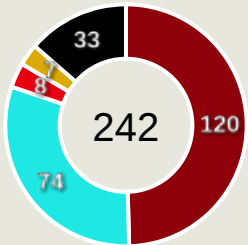
Final Third Phase



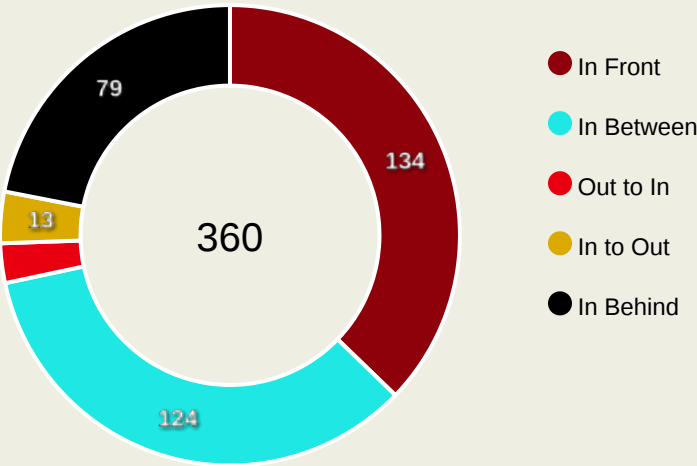
Progression Phase



Build Up Phase



All Movement Types

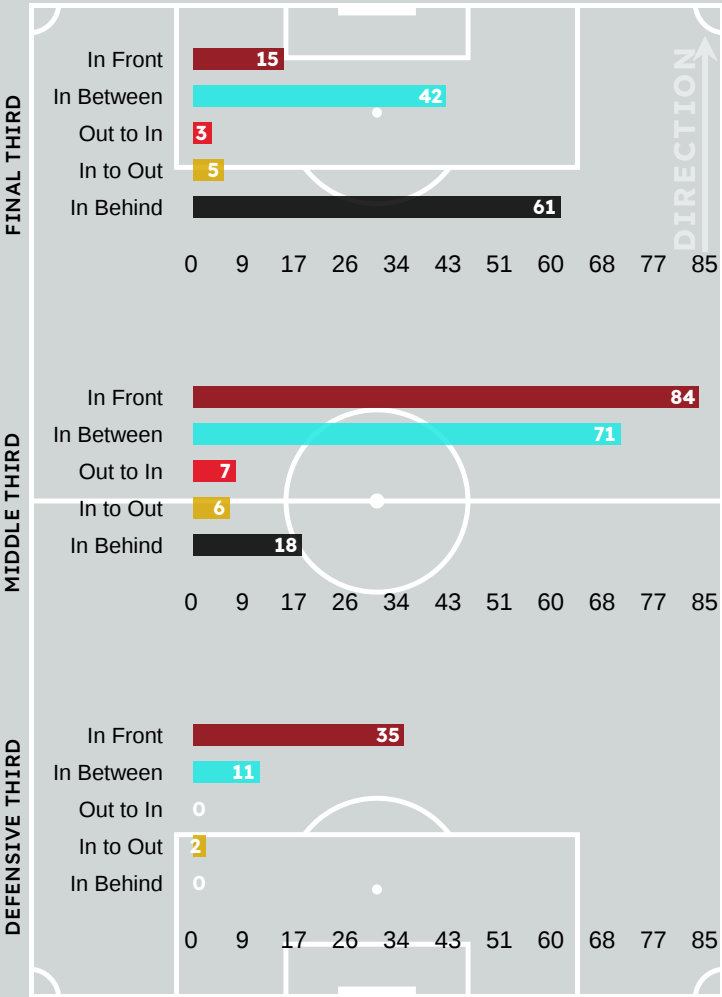


- In Front
- In Between
- Out to In
- In to Out
- In Behind

Top Ranked Players

Type	Player	Movements
In Front	Themba ZWANE	34
In Between	Themba ZWANE	34
Out to In	ARTHUR SALES	4
In to Out	ARTHUR SALES	3
In Behind	Iqraam RAYNERS	27

Movement Types Pitch Third





# OUT OF POSSESSION



**Ulsan HD v Mamelodi Sundowns FC**

Defensive Actions

40

Forced Turnovers

41

Possession Regained

9

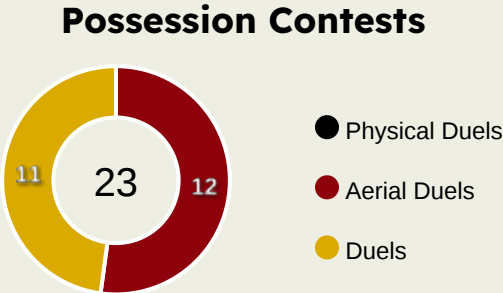
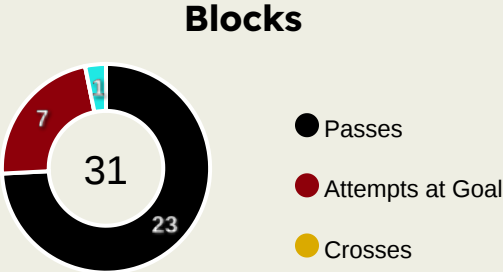
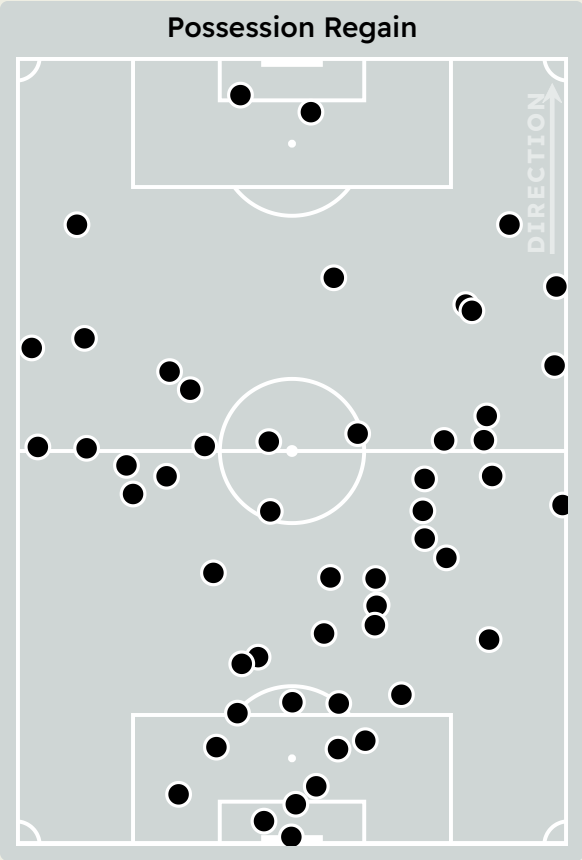
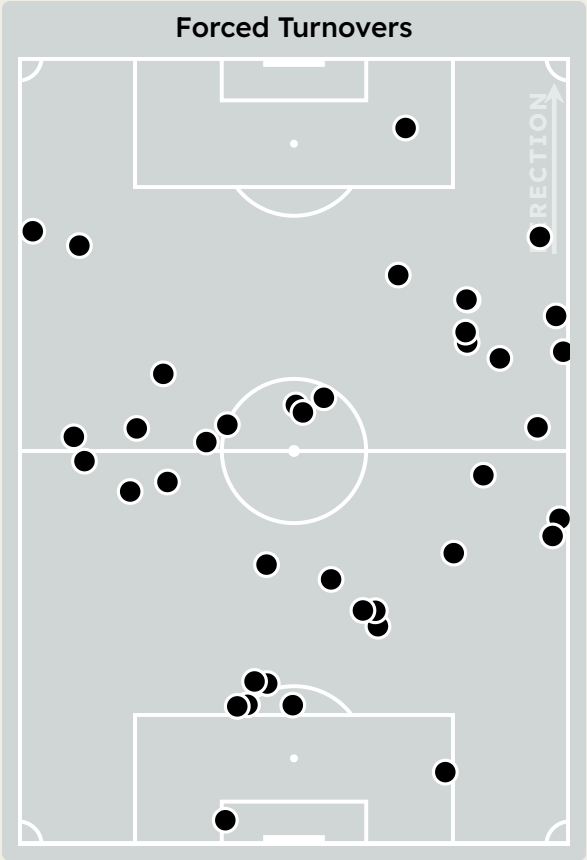
Interceptions

38

Tackles

2.85

Possession Actions / Defensive Action



Most Possession Regains

8

Milosz TROJAK  
RIGHT BACK



#	Player	Total Possession Regains
21	JO Hyeonwoo	2
4	SEO Myungguan	6
5	JUNG Wooyoung	4
6	Darijan BOJANIC	2
7	KO Seungbeom	4
11	UM Wonsang	2
17	Gustav LUDWIGSON	2
19	KIM Younggwon	4
27	LEE Chungyong	2
66	Milosz TROJAK	8
97	ERICK FARIAS	0
13	KANG Sangwoo	2
14	LEE Jinhyun	1
16	LEE Huigyun	0
36	Matias LACAVA	2

# Defensive Actions

44

Forced Turnovers

37

Possession Regained

6

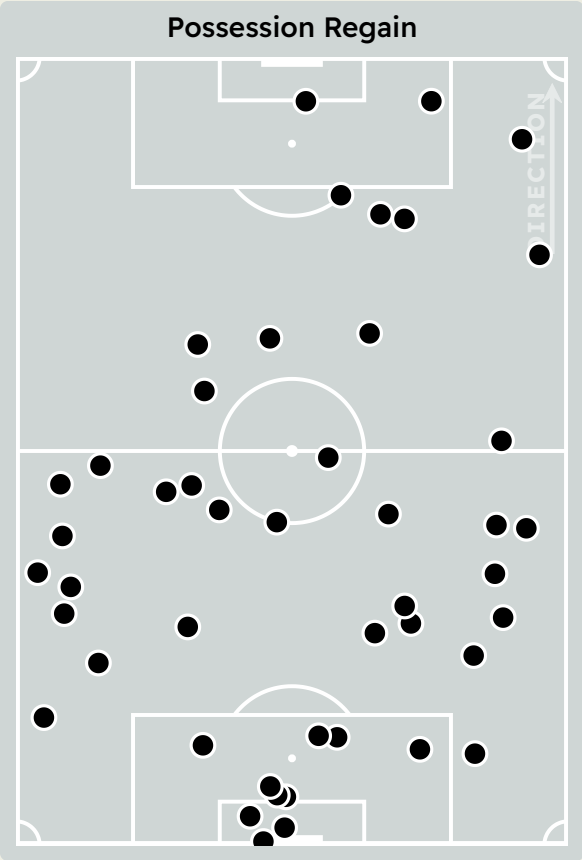
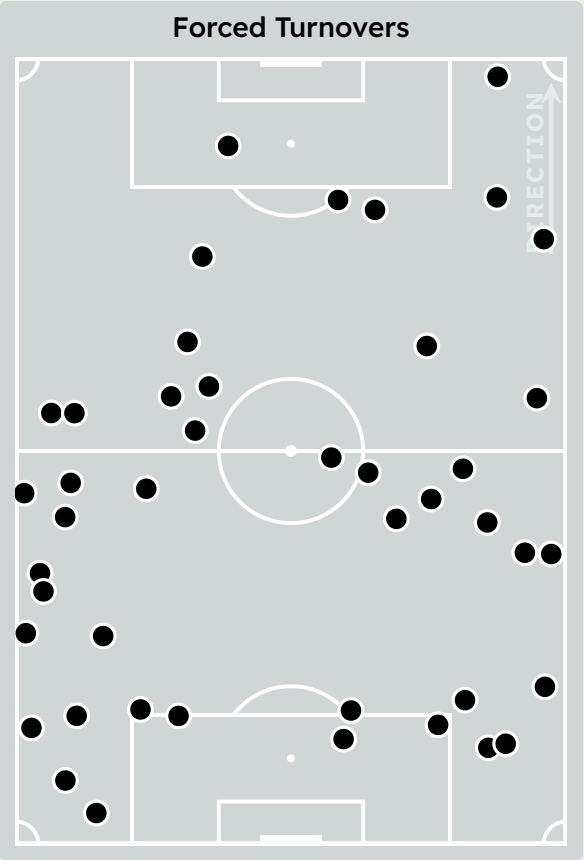
Interceptions

24

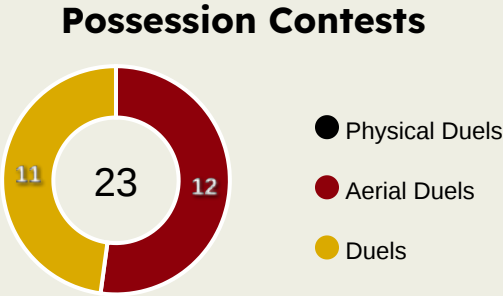
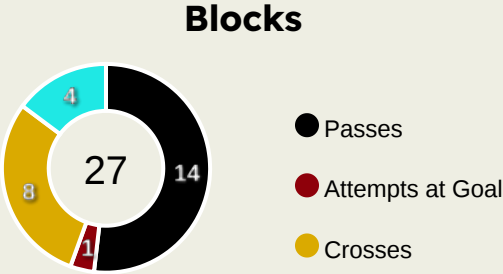
Tackles

8.53

Possession Actions / Defensive Action



# Mamelodi Sundowns FC



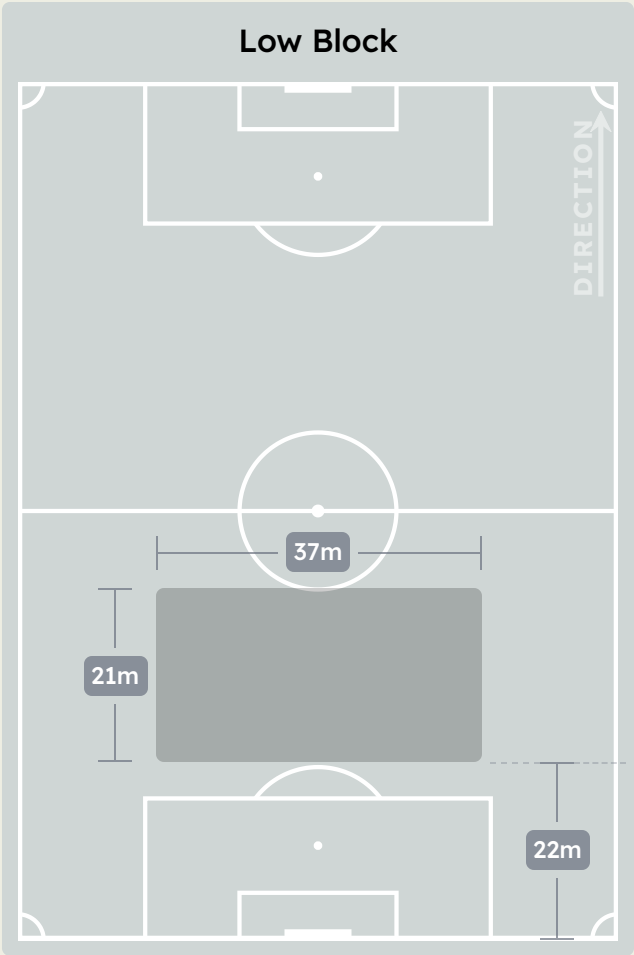
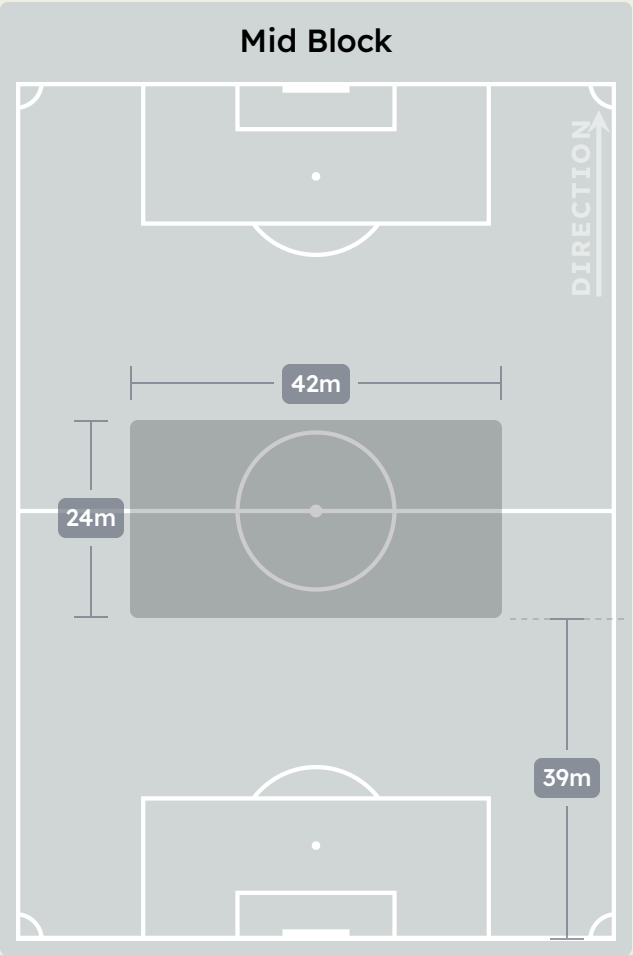
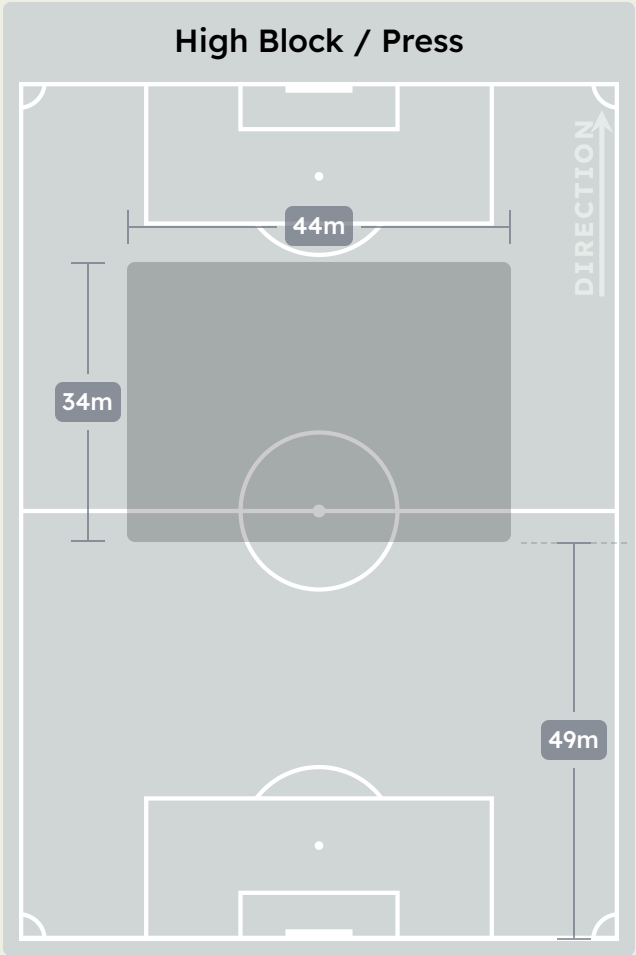
Most Possession Regains

6

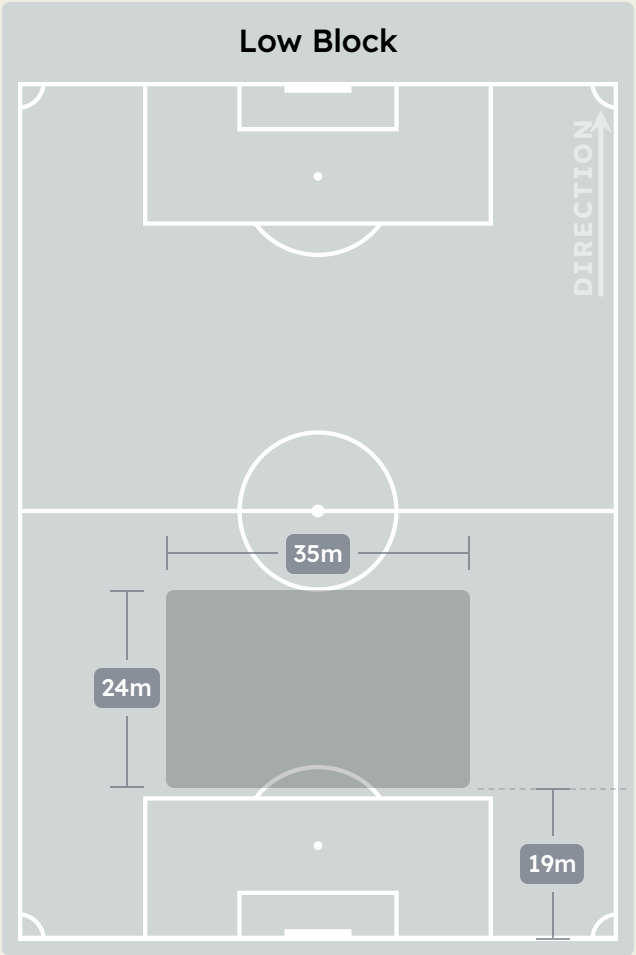
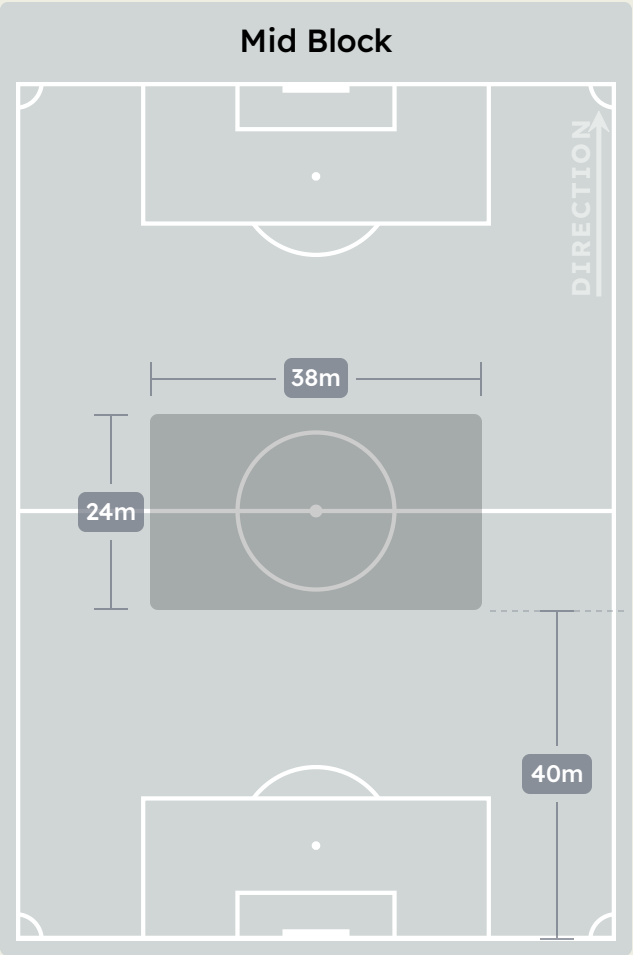
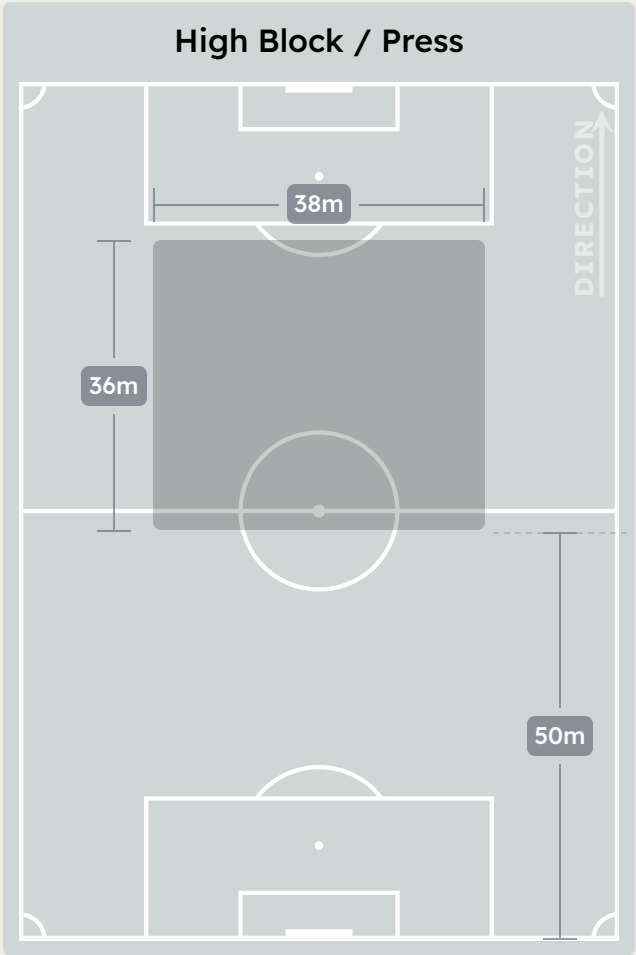
Divine LUNGA  
LEFT BACK

#	Player	Total Possession Regains
30	Ronwen WILLIAMS	5
4	Teboho MOKOENA	5
9	ARTHUR SALES	1
10	LUCAS RIBEIRO	1
11	Marcelo ALLENDE	4
13	Iqraam RAYNERS	2
18	Themba ZWANE	2
20	Grant KEKANA	2
24	Keanu CUPIDO	1
25	Khuliso MUDAU	4
29	Divine LUNGA	6
8	Jayden ADAMS	0
15	Bathusi AUBAAS	1
17	Tashreeq MATTHEWS	3
34	Mothobi MVALA	0
35	Lebo MOTHIBA	0

# Defensive Line Height & Team Length



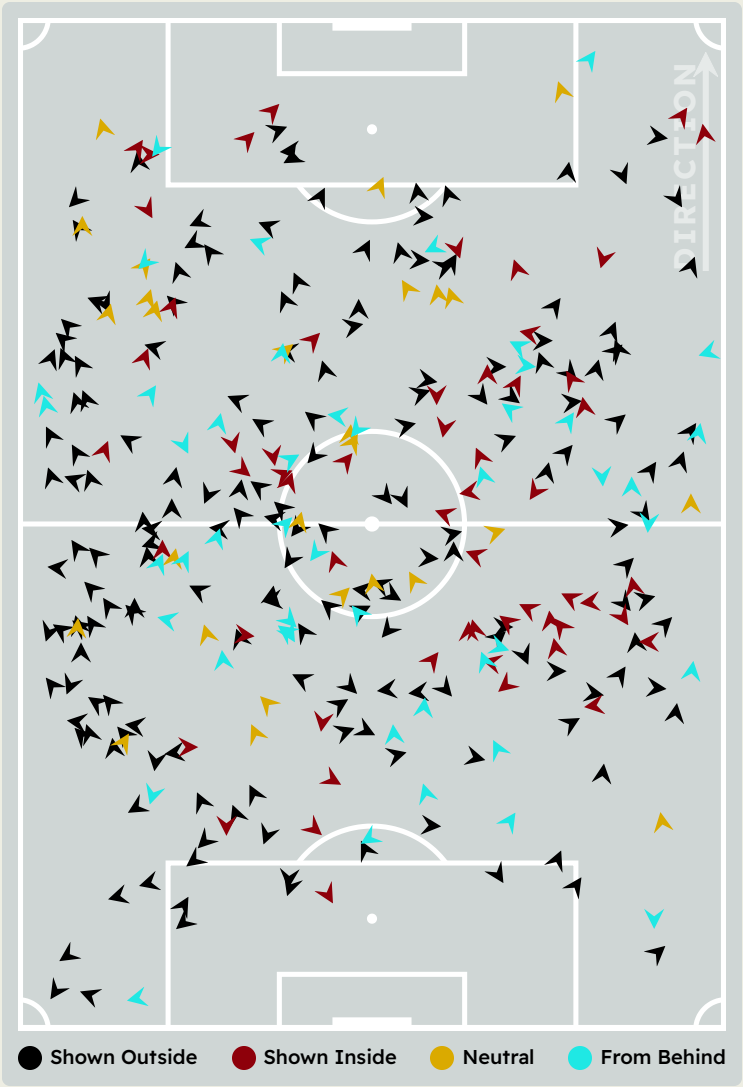
Defensive Line Height & Team Length



Defensive Pressure



Ulsan HD



311	Total Pressures	200
48	Direct Pressures	37
1.34s	Avg Pressure Duration	1.6s
40	Forced Turnovers	44
26.79s	Ball Recovery Time	13.93s
141	Pushing on into Pressing	80
348	Pushing on	148
57	Pressing Direction Inside	33
180	Pressing Direction Outside	119

Most Direct Pressures

9

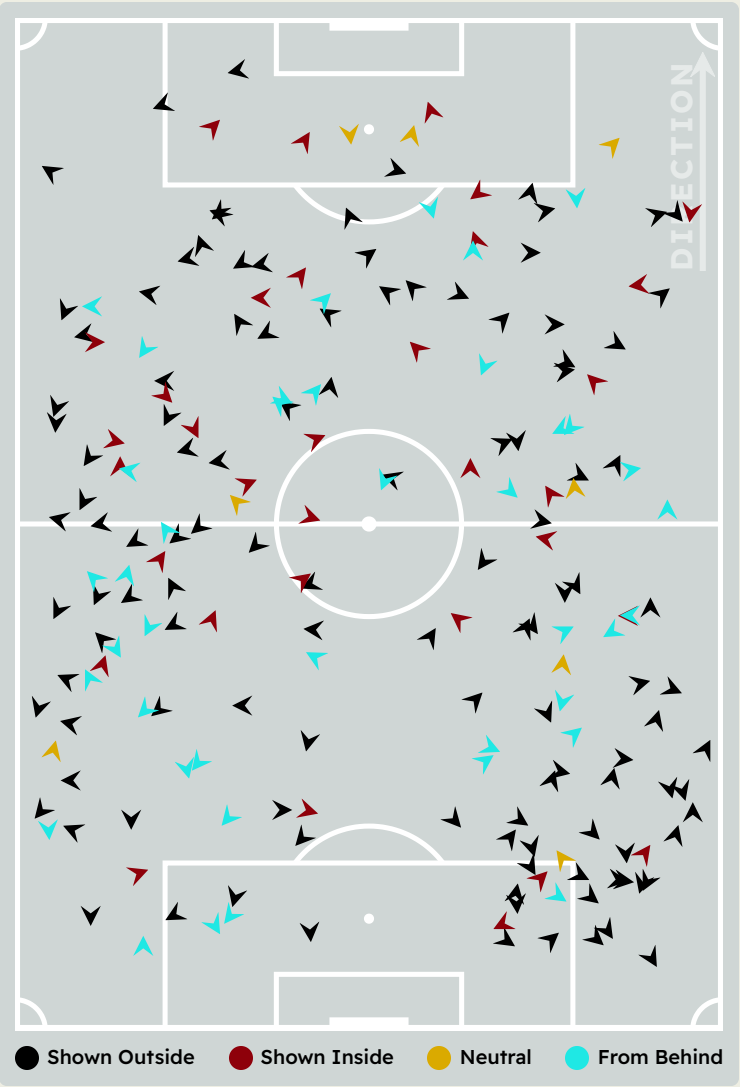
KO Seungbeom  
LEFT MIDFIELD

Most Direct Pressures

7

Divine LUNGA  
LEFT BACK

Mamelodi Sundowns FC





# GOALKEEPING



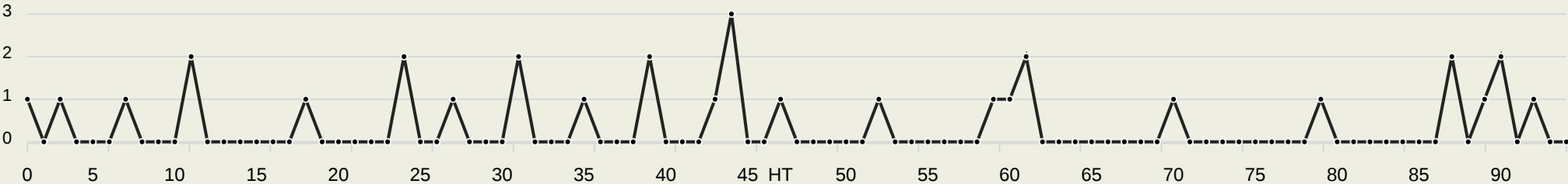
**Ulsan HD v Mamelodi Sundowns FC**

# Goalkeeping Involvement



Ulsan HD

Ulsan HD GK Involvement Timeline



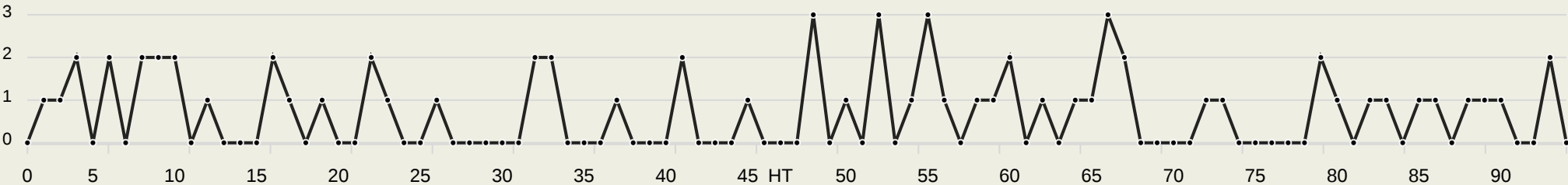
33

Total Involvements



Mamelodi Sundowns FC

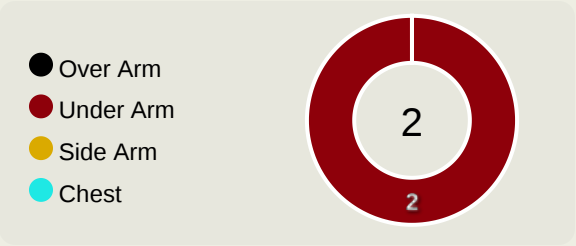
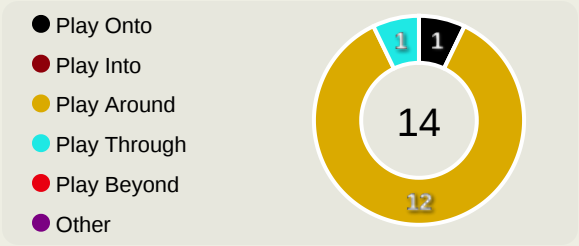
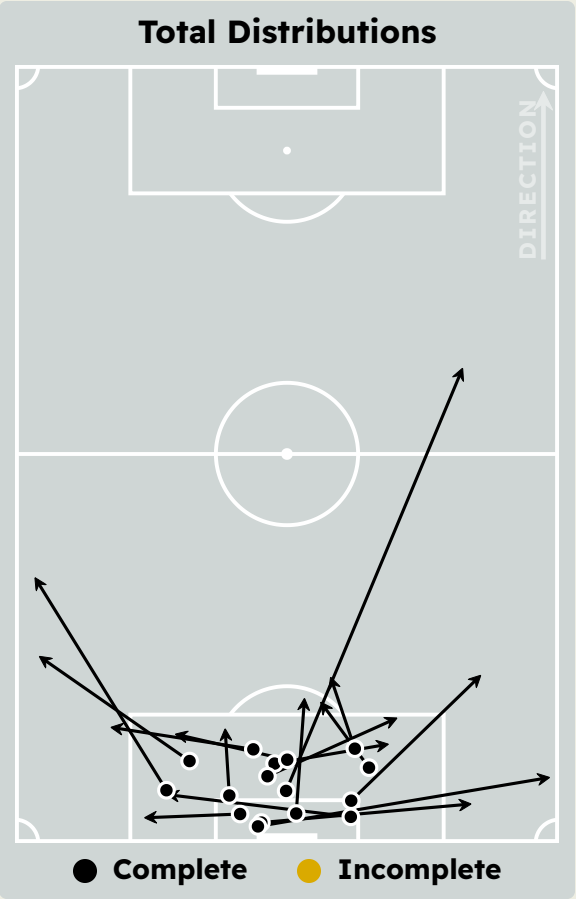
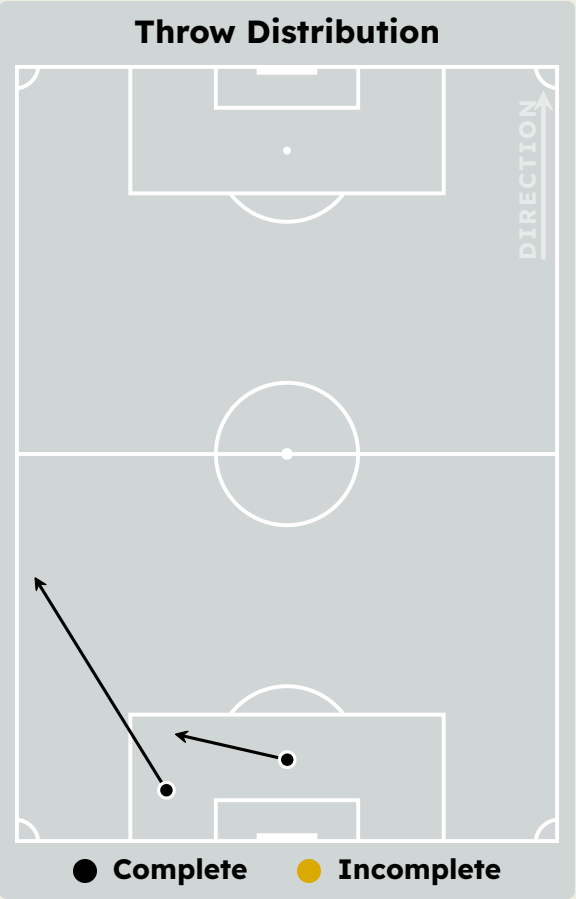
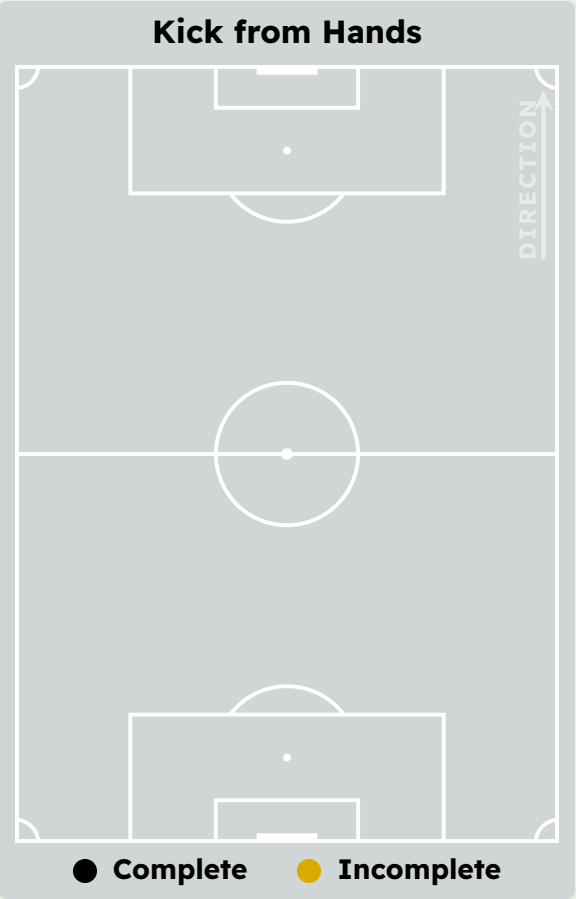
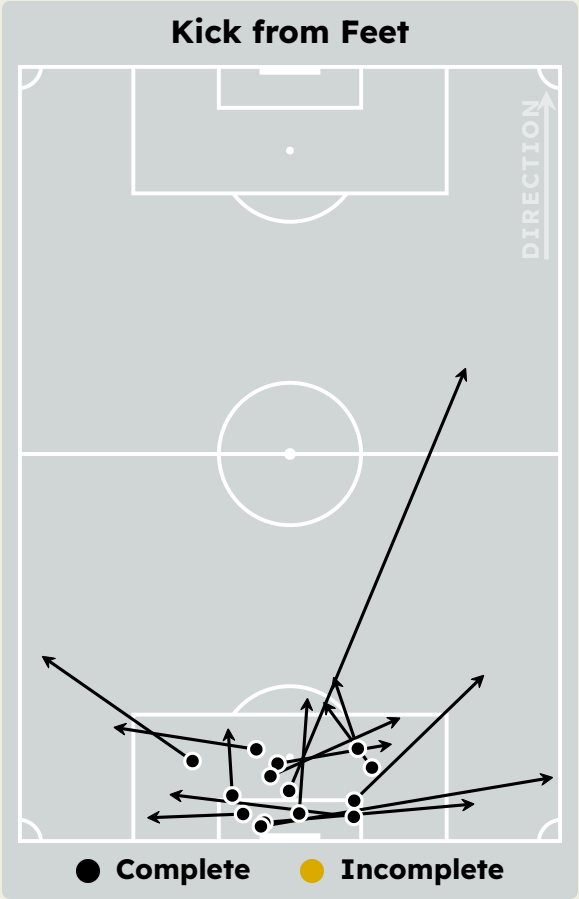
Mamelodi Sundowns FC GK Involvement Timeline



67

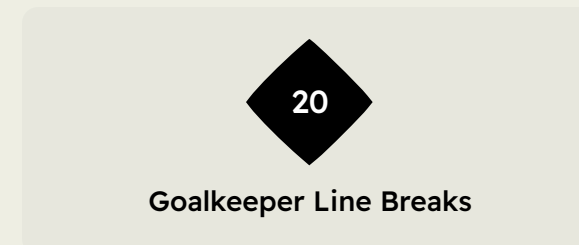
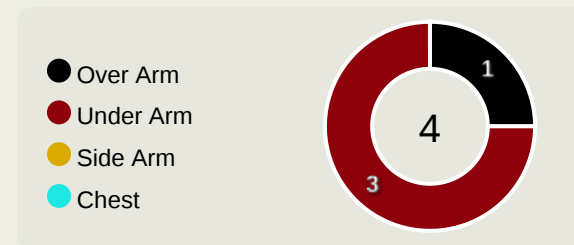
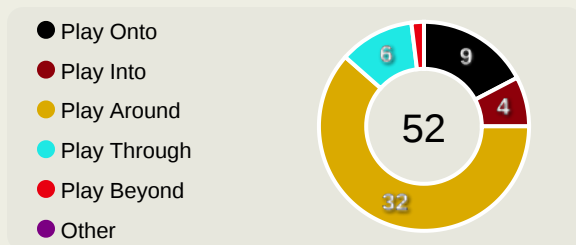
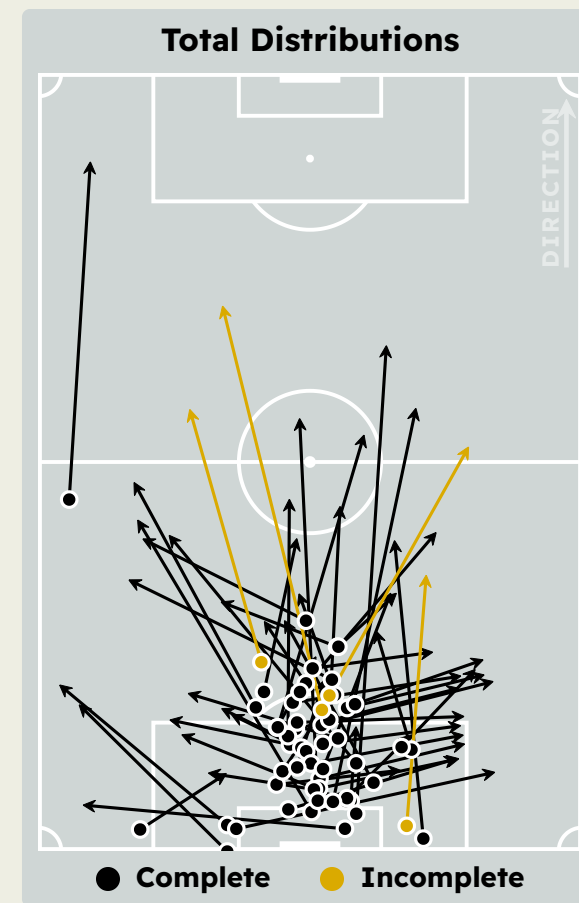
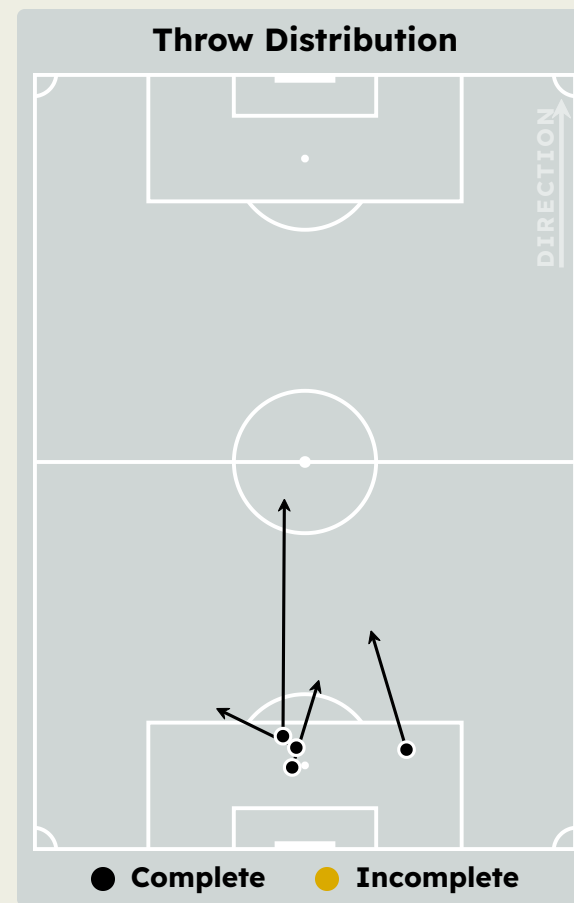
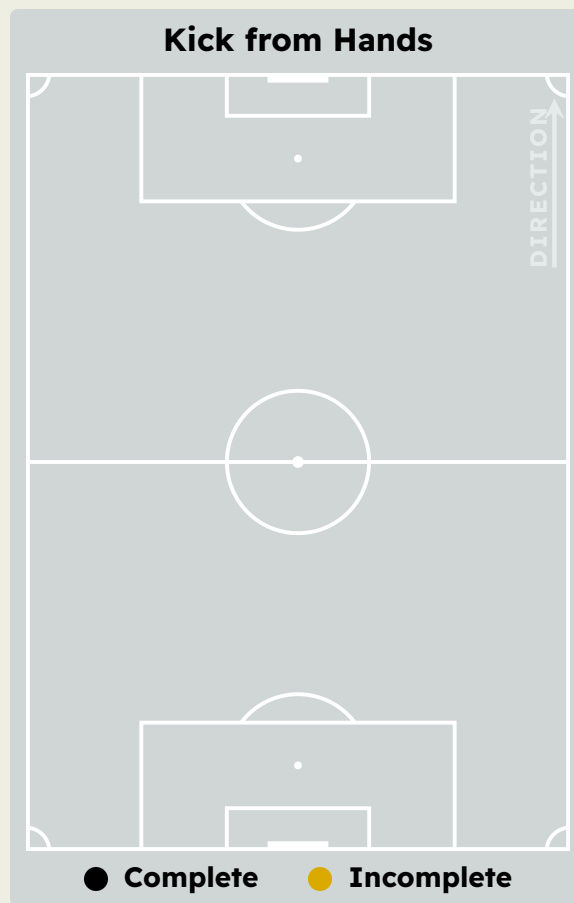
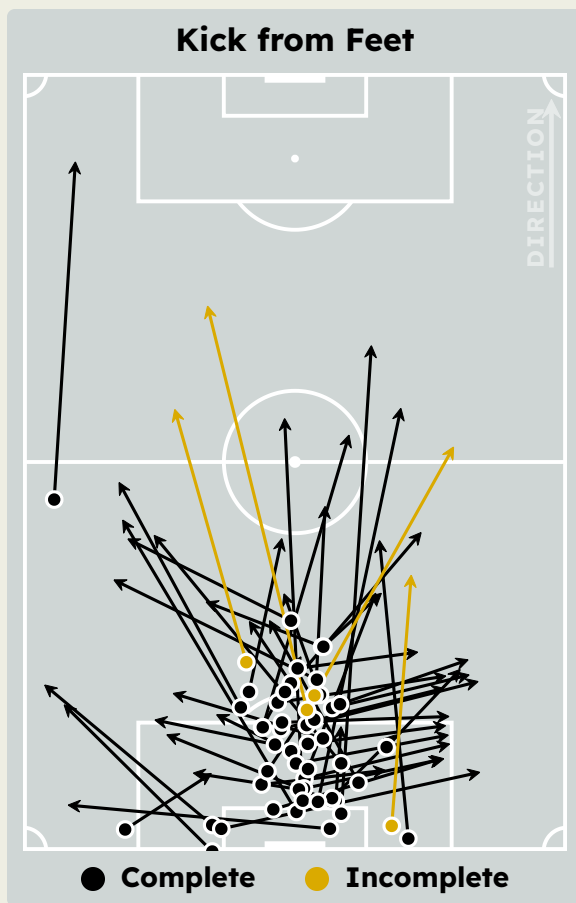
Total Involvements

# Goalkeeping Distribution

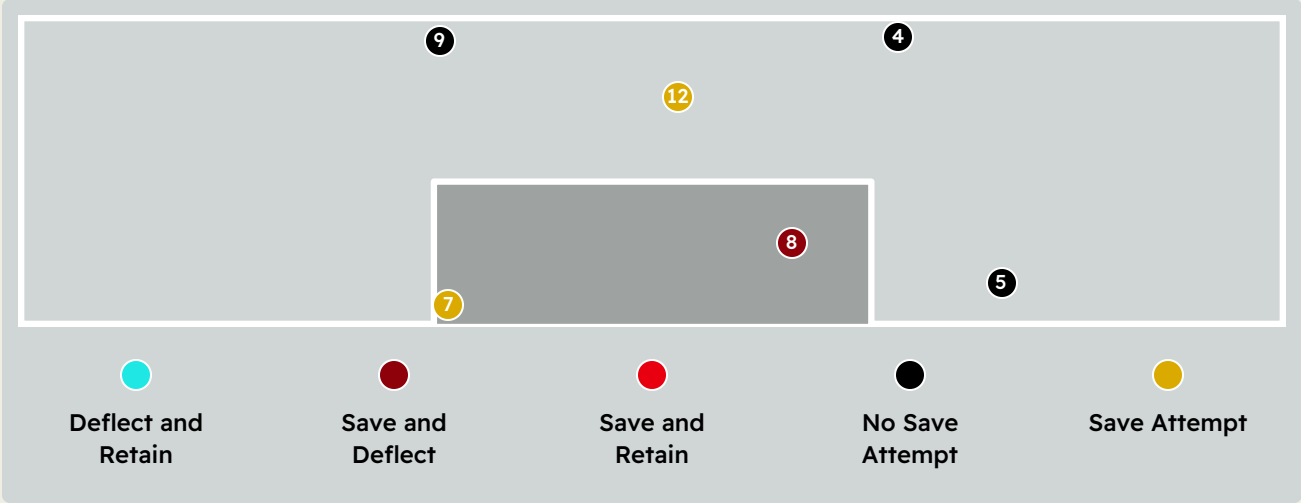
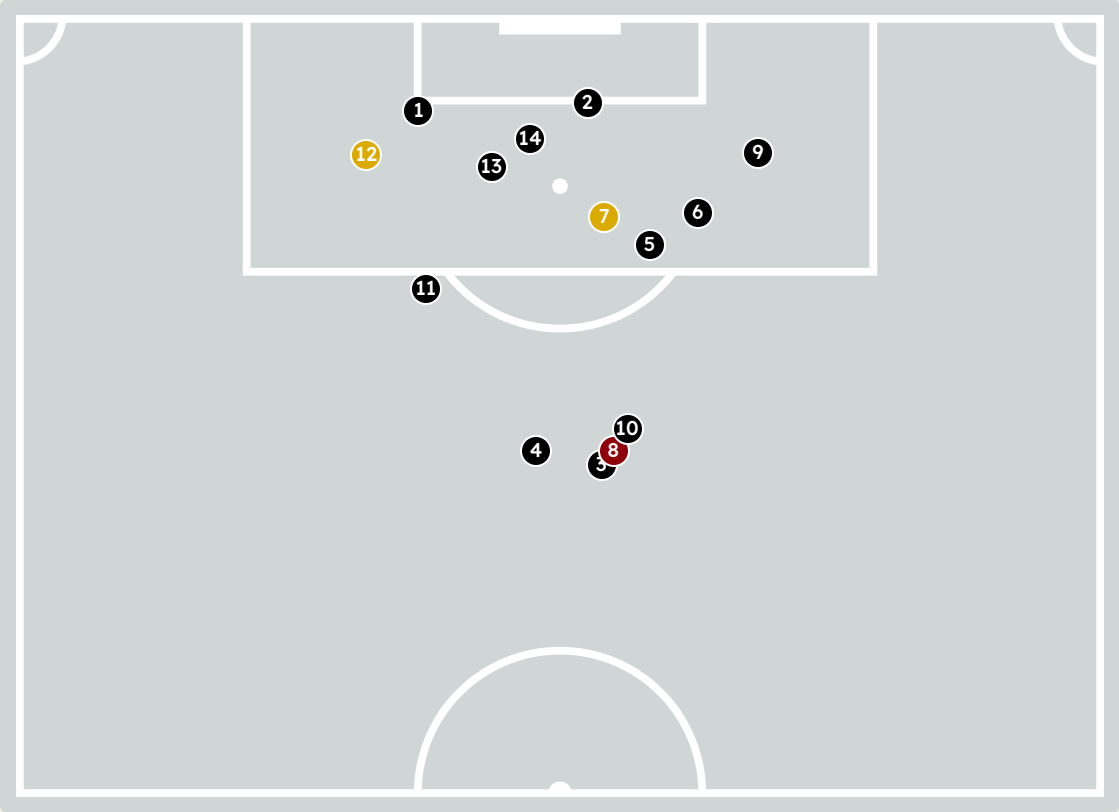


# Goalkeeping Distribution

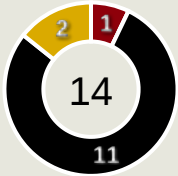
## Mamelodi Sundowns FC



Goal Prevention



Intervention Type



- Deflect & Retain    ● Save & Deflect  
● Save & Retain    ● No Save Attempt  
● Save Attempt

Intervention Body Type



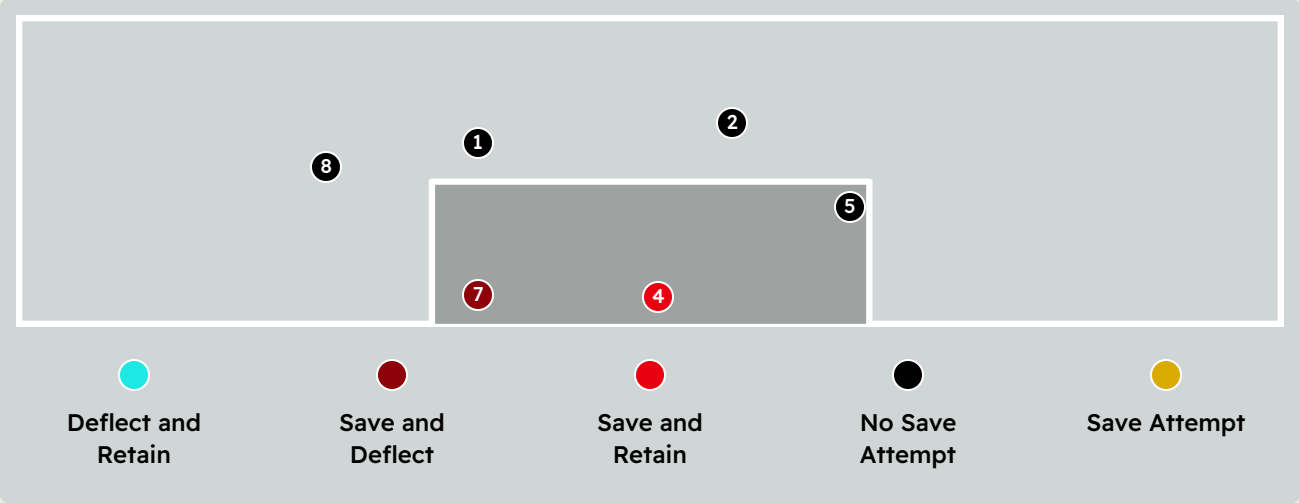
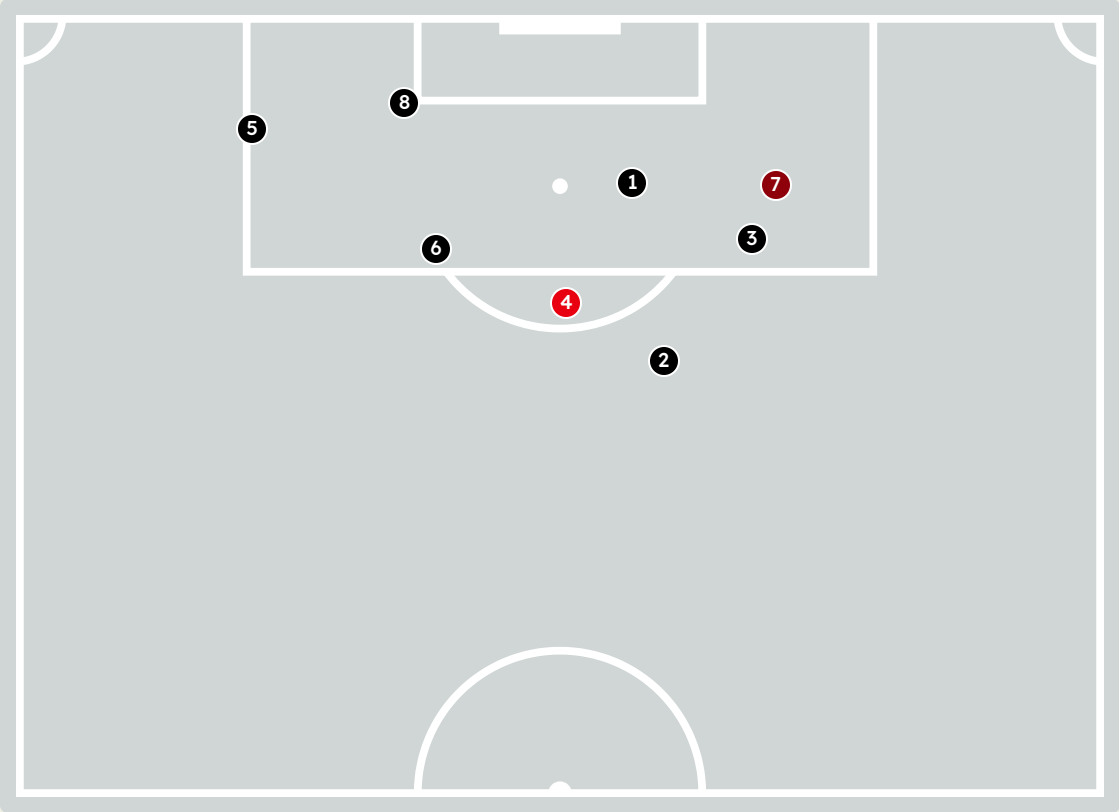
- Head    ● Hands    ● Upper Body  
● Lower Body    ● Feet

Total Attempts on Goal Faced

Save %

Total Attempts on Goal Faced	Total Goal Interventions	Save & Retain	Deflect & Retain	Save & Deflect	Save Attempt	No Save Attempt
14	1	0	0	1	2	11

Goal Prevention

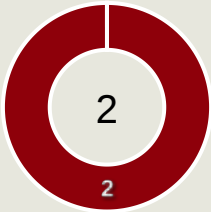


Intervention Type



- Deflect & Retain
- Save & Deflect
- Save & Retain
- No Save Attempt
- Save Attempt

Intervention Body Type



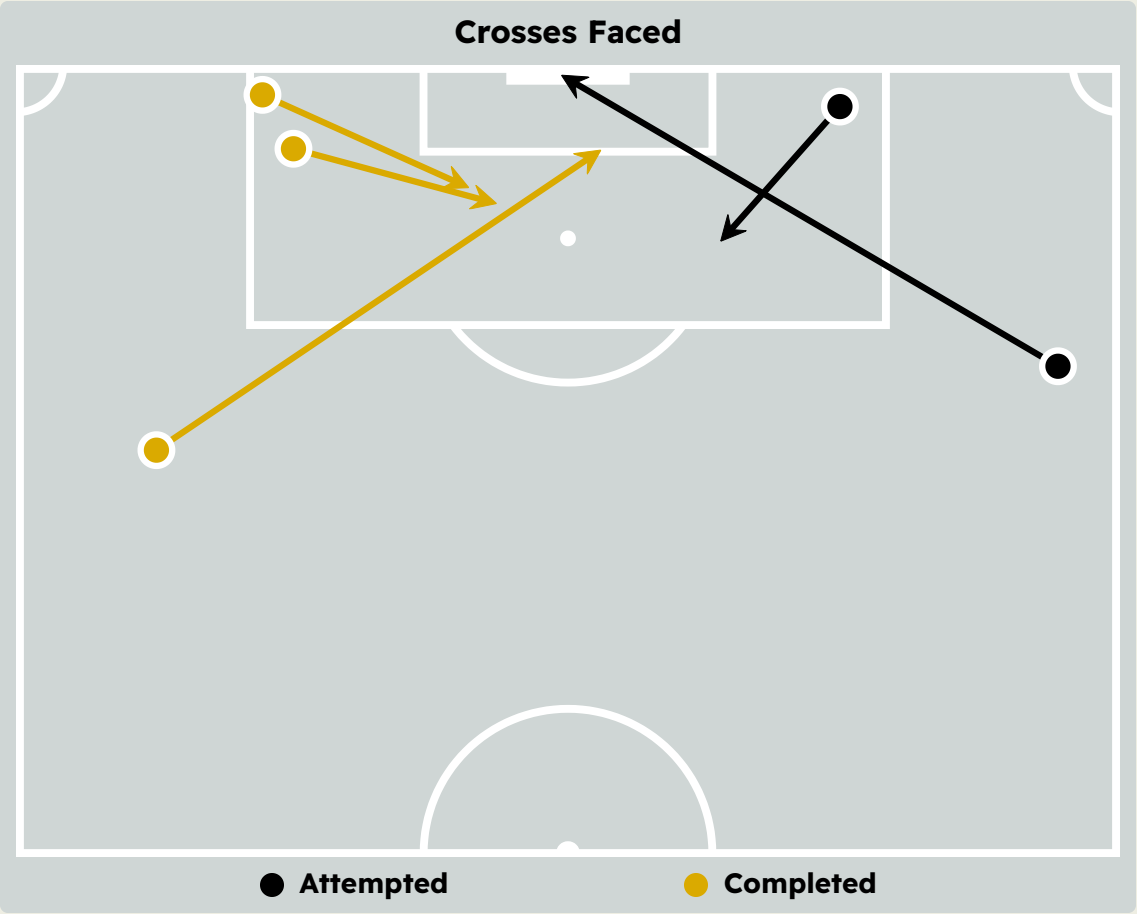

- Head
- Hands
- Upper Body
- Lower Body
- Feet

Total Attempts on Goal Faced

Save %

Total Attempts on Goal Faced	Total Goal Interventions	Save & Retain	Deflect & Retain	Save & Deflect	Save Attempt	No Save Attempt
8	2	1	0	1	0	6

# Aerial Control



**Delivery Types Faced**

Total	In Swing	Out Swing	Driven	Lofted	Cutback	Push
8	4	1	~	~	2	1

Aerial Control

0

Total Interventions

0

Complete

0

Punches

0

Incomplete

0

Complete

0

Claims

0

Incomplete

0

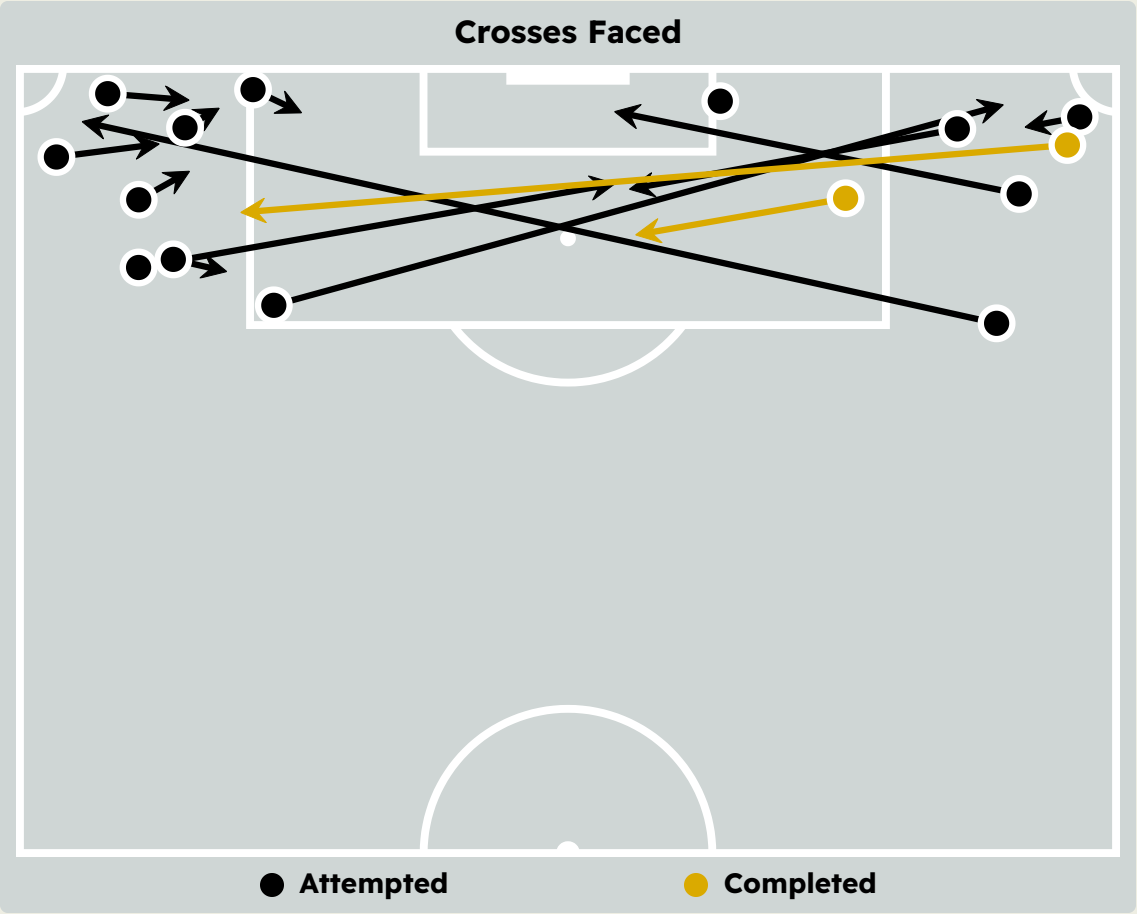
Complete

0

Tipped/Palmed

0

Incomplete



Delivery Types Faced

Total	In Swing	Out Swing	Driven	Lofted	Cutback	Push
23	2	13	1	3	1	3




# SET PLAYS



**Ulsan HD v Mamelodi Sundowns FC**

# Set Plays



Free Kicks	
Type	Total
Direct	2
Direct (on target)	0
Direct (off target)	1

Indirect	2
----------	---

Corners			
Delivery Type	From Left Side	From Right Side	Total
Direct to Area	6	1	7
Short	1	0	1
Edge of Penalty Area	0	1	1

Corners	
Delivery Style	Total
Inswing	1
Outswing	5
Driven	0
Lofted	2

Set Plays



Free Kicks	
Type	Total
Direct	7
Direct (on target)	1
Direct (off target)	0
Indirect	4

Corners			
Delivery Type	From Left Side	From Right Side	Total
Direct to Area	2	1	3
Short	1	1	2
Edge of Penalty Area	0	0	0

Corners	
Delivery Style	Total
Inswing	3
Outswing	0
Driven	0
Lofted	0



# INDIVIDUAL DATA IN POSSESSION



**Ulsan HD v Mamelodi Sundowns FC**

In Possession - Distributions



#	Player	Passes Attempted	Passes Completed	Pass Completion %	Switches of Play	Crosses Attempted	Crosses Completed	Line Breaks Attempted	Line Breaks Completed	Line Break Completion %	Ball Progressions	Take Ons	Step Ins	Attempts at Goal	Goals
21	JO Hyeonwoo	16	16	100%	⌵	⌵	⌵	4	4	100%	⌵	⌵	⌵	⌵	⌵
4	SEO Myungguan	25	23	92%	⌵	⌵	⌵	10	8	80%	⌵	⌵	⌵	⌵	⌵
5	JUNG Wooyoung	33	32	97%	2	⌵	⌵	11	10	91%	1	1	⌵	1	⌵
6	Darijan BOJANIC	27	22	81%	⌵	4	1	9	8	89%	1	⌵	1	2	⌵
7	KO Seungbeom	41	35	85%	2	⌵	⌵	10	8	80%	⌵	⌵	⌵	1	⌵
11	UM Wonsang	25	19	76%	⌵	6	2	6	5	83%	6	3	3	⌵	⌵
17	Gustav LUDWIGSON	33	26	79%	1	4	⌵	9	6	67%	4	2	2	⌵	⌵
19	KIM Younggwon	36	31	86%	⌵	⌵	⌵	15	14	93%	⌵	⌵	⌵	⌵	⌵
27	LEE Chungyong	13	13	100%	1	1	⌵	2	2	100%	1	1	⌵	⌵	⌵
66	Milosz TROJAK	34	30	88%	1	⌵	⌵	12	10	83%	⌵	⌵	⌵	⌵	⌵
97	ERICK FARIAS	13	12	92%	⌵	1	⌵	1	1	100%	1	⌵	1	2	⌵
13	KANG Sangwoo	8	4	50%	⌵	⌵	⌵	4	1	25%	⌵	⌵	⌵	⌵	⌵
14	LEE Jinhyun	7	6	86%	⌵	5	2	2	2	100%	⌵	⌵	⌵	⌵	⌵
16	LEE Huigyun	11	9	82%	⌵	⌵	⌵	6	4	67%	1	⌵	1	⌵	⌵
36	Matias LACAVA	6	4	67%	⌵	2	⌵	3	1	33%	1	⌵	1	2	⌵

In Possession - Offers & Receptions



			Offer movement types						
#	Player	Total Offers	In Front	In Between	Out to In	In to Out	In Behind	No Movement	Offers Received
21	JO Hyeonwoo	14	↵	↵	↵	↵	↵	14	3
4	SEO Myungguan	10	2	1	↵	↵	1	6	5
5	JUNG Wooyoung	25	16	3	↵	↵	1	5	15
6	Darijan BOJANIC	25	14	8	2	1	↵	↵	13
7	KO Seungbeom	31	6	7	1	3	13	1	17
11	UM Wonsang	16	↵	↵	↵	↵	14	2	6
17	Gustav LUDWIGSON	10	1	↵	↵	↵	7	2	5
19	KIM Younggwon	4	1	↵	↵	1	↵	2	4
27	LEE Chungyong	15	1	3	2	↵	5	4	5
66	Milosz TROJAK	8	↵	↵	↵	↵	↵	8	6
97	ERICK FARIAS	24	2	11	1	1	8	1	7
13	KANG Sangwoo	1	↵	↵	↵	↵	↵	1	1
14	LEE Jinhyun	11	4	2	↵	1	4	↵	2
16	LEE Huigyun	16	3	9	↵	1	1	2	7
36	Matias LACAVA	16	2	1	↵	1	10	2	5

In Possession - Distributions



#	Player	Passes Attempted	Passes Completed	Pass Completion %	Switches of Play	Crosses Attempted	Crosses Completed	Line Breaks Attempted	Line Breaks Completed	Line Break Completion %	Ball Progressions	Take Ons	Step Ins	Attempts at Goal	Goals
30	Ronwen WILLIAMS	56	52	93%	↵	↵	↵	20	16	80%	↵	↵	↵	↵	↵
4	Teboho MOKOENA	97	91	94%	1	1	↵	26	22	85%	↵	↵	↵	4	↵
9	ARTHUR SALES	27	21	78%	↵	↵	↵	4	3	75%	3	2	1	1	↵
10	LUCAS RIBEIRO	49	42	86%	3	3	2	13	11	85%	8	2	6	2	↵
11	Marcelo ALLENDE	76	72	95%	1	1	↵	12	10	83%	↵	↵	↵	1	↵
13	Iqraam RAYNERS	19	12	63%	↵	↵	↵	4	2	50%	2	↵	2	2	1
18	Themba ZWANE	75	70	93%	1	1	1	12	11	92%	4	1	3	↵	↵
20	Grant KEKANA	76	73	96%	↵	↵	↵	11	9	82%	1	↵	1	↵	↵
24	Keanu CUPIDO	83	81	98%	4	↵	↵	9	7	78%	↵	↵	↵	↵	↵
25	Khuliso MUDAU	73	68	93%	↵	↵	↵	11	8	73%	↵	↵	↵	↵	↵
29	Divine LUNGA	73	64	88%	↵	1	1	19	15	79%	2	2	↵	1	↵
8	Jayden ADAMS	12	11	92%	1	↵	↵	2	1	50%	↵	↵	↵	↵	↵
15	Bathusi AUBAAS	10	10	100%	1	↵	↵	2	2	100%	↵	↵	↵	↵	↵
17	Tashreeq MATTHEWS	6	5	83%	↵	1	1	1	1	100%	↵	↵	↵	2	↵
34	Mothobi MVALA	3	3	100%	↵	↵	↵	↵	↵	↵ /	↵	↵	↵	↵	↵
35	Lebo MOTHIBA	7	7	100%	↵	↵	↵	1	1	100%	↵	↵	↵	1	↵

In Possession - Offers & Receptions



			Offer movement types						
#	Player	Total Offers	In Front	In Between	Out to In	In to Out	In Behind	No Movement	Offers Received
30	Ronwen WILLIAMS	25	⌵	⌵	⌵	⌵	⌵	25	16
4	Teboho MOKOENA	30	15	8	⌵	⌵	3	4	15
9	ARTHUR SALES	58	10	25	4	3	13	3	19
10	LUCAS RIBEIRO	46	13	13	1	2	11	6	19
11	Marcelo ALLENDE	59	32	17	1	1	4	4	19
13	Iqraam RAYNERS	48	1	14	2	⌵	27	4	11
18	Themba ZWANE	86	34	34	2	2	2	12	42
20	Grant KEKANA	11	⌵	⌵	⌵	⌵	⌵	11	6
24	Keanu CUPIDO	20	4	⌵	⌵	⌵	⌵	16	10
25	Khuliso MUDAU	20	3	1	⌵	⌵	4	12	10
29	Divine LUNGA	28	10	1	⌵	1	4	12	15
8	Jayden ADAMS	1	⌵	⌵	⌵	1	⌵	⌵	1
15	Bathusi AUBAAS	14	9	3	⌵	1	⌵	1	2
17	Tashreeq MATTHEWS	22	3	6	⌵	2	7	4	7
34	Mothobi MVALA	3	⌵	⌵	⌵	⌵	⌵	3	1
35	Lebo MOTHIBA	6	⌵	2	⌵	⌵	4	⌵	2



# INDIVIDUAL DATA OUT OF POSSESSION



**Ulsan HD v Mamelodi Sundowns FC**

Out of Possession



#	Player	Tackles Made / Won	Blocks	Interceptions	Pressing Direct	Pressing Indirect	Duels Won - Aerial	Duels Won - Physical	Possession Contests won	Clearances	Loose Ball Receptions	Pushing On	Pushing On into Pressing	Possession Regains	Possession Interrupted
21	JO Hyeonwoo	0 / 0	0	0	0	0	0	0	0	0	3	0	0	2	0
4	SEO Myungguan	2 / 1	5	3	2	2	1	0	1	5	3	36	4	6	5
5	JUNG Wooyoung	5 / 2	2	0	6	12	1	0	2	5	1	41	8	4	6
6	Darijan BOJANIC	3 / 0	2	1	6	26	0	0	0	0	6	34	11	2	1
7	KO Seungbeom	7 / 3	5	0	9	64	0	0	1	1	8	40	25	4	5
11	UM Wonsang	1 / 0	2	0	1	8	1	0	2	2	4	12	7	2	2
17	Gustav LUDWIGSON	2 / 0	1	2	3	39	0	0	1	2	7	45	29	2	3
19	KIM Younggwon	9 / 1	4	2	7	4	0	0	0	2	3	28	6	4	7
27	LEE Chungyong	0 / 0	2	0	1	39	0	0	0	0	1	49	27	2	1
66	Milosz TROJAK	4 / 3	4	0	5	4	1	0	1	9	4	17	7	8	6
97	ERICK FARIAS	1 / 0	3	0	0	44	3	0	3	1	0	22	9	0	4
13	KANG Sangwoo	0 / 0	0	1	3	0	0	0	0	1	3	4	1	2	1
14	LEE Jinhyun	0 / 0	1	0	0	4	0	0	0	0	1	4	1	1	0
16	LEE Huigyun	1 / 0	1	0	3	9	0	0	1	0	3	7	1	0	2
36	Matias LACAVA	3 / 1	1	0	2	8	0	0	0	0	1	9	5	2	1

Out of Possession



#	Player	Tackles Made / Won	Blocks	Interceptions	Pressing Direct	Pressing Indirect	Duels Won - Aerial	Duels Won - Physical	Possession Contests won	Clearances	Loose Ball Receptions	Pushing On	Pushing On into Pressing	Possession Regains	Possession Interrupted
30	Ronwen WILLIAMS	⌵ / ⌵	⌵	⌵	⌵	⌵	⌵	⌵	⌵	⌵	3	⌵	⌵	5	⌵
4	Teboho MOKOENA	6 / 4	1	⌵	5	13	2	⌵	3	1	3	17	7	5	4
9	ARTHUR SALES	3 / 1	2	⌵	2	19	⌵	⌵	⌵	⌵	1	3	2	1	2
10	LUCAS RIBEIRO	1 / 0	2	⌵	2	8	⌵	⌵	⌵	1	5	3	2	1	3
11	Marcelo ALLENDE	2 / 1	3	1	2	26	1	⌵	1	2	8	25	13	4	4
13	Iqraam RAYNERS	1 / 1	1	1	2	22	⌵	⌵	⌵	1	⌵	22	18	2	1
18	Themba ZWANE	2 / 0	4	1	4	19	⌵	⌵	1	2	7	20	5	2	3
20	Grant KEKANA	⌵ / ⌵	⌵	1	1	4	⌵	⌵	⌵	1	5	2	⌵	2	⌵
24	Keanu CUPIDO	1 / 0	1	⌵	5	7	⌵	⌵	2	2	3	8	6	1	1
25	Khuliso MUDAU	3 / 2	8	⌵	4	13	⌵	⌵	⌵	2	4	21	11	4	3
29	Divine LUNGA	5 / 3	2	1	7	10	1	⌵	3	4	8	11	5	6	2
8	Jayden ADAMS	⌵ / ⌵	⌵	⌵	⌵	4	⌵	⌵	⌵	⌵	1	1	1	⌵	⌵
15	Bathusi AUBAAS	⌵ / ⌵	1	⌵	1	6	⌵	⌵	⌵	⌵	2	7	4	1	⌵
17	Tashreeq MATTHEWS	⌵ / ⌵	2	1	2	7	⌵	⌵	⌵	1	3	4	4	3	1
34	Mothobi MVALA	⌵ / ⌵	⌵	⌵	⌵	⌵	⌵	⌵	⌵	⌵	⌵	1	⌵	⌵	⌵
35	Lebo MOTHIBA	⌵ / ⌵	⌵	⌵	⌵	5	1	⌵	1	⌵	1	3	2	⌵	⌵



# INDIVIDUAL DATA PHYSICAL



**Ulsan HD v Mamelodi Sundowns FC**

Physical Data



#	Player	Total Distance (m)	Zone 1: 0-7 km/h (m)	Zone 2: 7-15 km/h (m)	Zone 3: 15-20 km/h (m)	Zone 4: 20-25 km/h (m)	Zone 5: 25+ km/h (m)	High Speed Runs (Zone 4)	Sprints (Zone 5)	Top Speed (km/h)
21	JO Hyeonwoo	5779.2	4871.2	817.1	73.7	17.2	0.0	8.0	2.0	23.9
4	SEO Myungguan	8216.0	3131.6	3525.2	924.8	426.0	208.3	85.0	34.0	31.2
5	JUNG Wooyoung	8696.6	3151.9	3765.9	1282.7	420.6	75.6	116.0	31.0	28.6
6	Darijan BOJANIC	8711.0	2619.9	4549.6	1190.5	298.6	52.4	105.0	20.0	28.8
7	KO Seungbeom	11990.3	3587.5	5319.2	2037.7	835.0	210.9	190.0	69.0	30.0
11	UM Wonsang	9693.8	3927.1	3931.7	1136.5	460.7	237.8	100.0	44.0	33.6
17	Gustav LUDWIGSON	10329.2	4191.4	3782.1	1263.0	706.9	385.8	102.0	60.0	33.2
19	KIM Younggwon	8729.7	4646.2	3023.8	699.7	291.7	68.4	70.0	22.0	29.2
27	LEE Chungyong	7822.8	2715.9	3604.3	1132.7	314.4	55.6	107.0	28.0	30.6
66	Milosz TROJAK	9304.8	4256.9	3843.5	822.2	296.3	85.9	74.0	23.0	30.6
97	ERICK FARIAS	10181.1	4025.6	4435.0	1133.5	447.4	139.7	99.0	35.0	28.5
13	KANG Sangwoo	1930.4	672.8	819.1	261.5	153.4	23.5	21.0	12.0	27.9
14	LEE Jinhyun	3002.7	690.5	1296.3	690.0	259.1	66.8	58.0	16.0	29.5
16	LEE Huigyun	2851.5	755.8	1202.5	647.4	231.7	14.2	50.0	17.0	26.7
36	Matias LACAVAL	3656.1	1456.8	1252.3	549.9	242.9	154.3	50.0	19.0	34.0

Physical Data



#	Player	Total Distance (m)	Zone 1: 0-7 km/h (m)	Zone 2: 7-15 km/h (m)	Zone 3: 15-20 km/h (m)	Zone 4: 20-25 km/h (m)	Zone 5: 25+ km/h (m)	High Speed Runs (Zone 4)	Sprints (Zone 5)	Top Speed (km/h)
30	Ronwen WILLIAMS	5447.5	4400.4	934.7	99.1	13.3	0.0	8.0	1.0	21.2
4	Teboho MOKOENA	9962.2	3284.2	4912.0	1264.6	393.5	107.9	107.0	31.0	29.6
9	ARTHUR SALES	7892.3	2871.9	3176.2	1122.7	559.7	161.8	102.0	43.0	32.0
10	LUCAS RIBEIRO	8331.2	4087.3	2950.0	788.8	317.5	187.8	79.0	27.0	29.9
11	Marcelo ALLENDE	12003.8	3743.9	5994.4	1713.9	484.6	67.0	141.0	34.0	28.0
13	Iqraam RAYNERS	7639.6	3743.9	2310.5	861.3	473.7	250.2	83.0	43.0	31.2
18	Themba ZWANE	8976.6	3188.5	3824.9	1504.6	423.8	34.8	124.0	29.0	27.1
20	Grant KEKANA	9036.7	3680.8	4059.1	943.5	297.6	55.7	92.0	23.0	29.9
24	Keanu CUPIDO	8688.2	3436.2	3992.2	854.7	317.9	87.3	72.0	25.0	30.0
25	Khuliso MUDAU	9215.4	3815.6	3498.0	1054.1	525.5	322.2	90.0	55.0	35.2
29	Divine LUNGA	9570.7	4037.7	3656.0	1163.9	521.4	191.7	104.0	43.0	31.9
8	Jayden ADAMS	1469.4	406.0	611.6	253.0	108.9	89.9	21.0	8.0	31.1
15	Bathusi AUBAAS	2275.2	484.9	1004.4	580.3	148.6	56.9	51.0	11.0	29.7
17	Tashreeq MATTHEWS	3725.9	993.6	1464.2	620.0	512.3	135.7	46.0	35.0	30.8
34	Mothobi MVALA	1211.2	347.0	518.9	223.7	113.9	7.8	19.0	8.0	25.7
35	Lebo MOTHIBA	2216.3	780.0	795.0	404.4	155.9	81.0	29.0	11.0	29.4



CLUB WORLD CUP

FIFA

CLUB WORLD CUP

FIFA

CLUB WORLD CUP

FIFA

CLUB WORLD CUP

FIFA

CLUB WORLD CUP

FIFA

CLUB WORLD CUP

FIFA

CLUB WORLD CUP

FIFA

CLUB WORLD CUP

FIFA

CLUB WORLD CUP

FIFA