

POST MATCH SUMMARY REPORT



CR Flamengo 2 - 0 Espérance de Tunisie

Group D - Match 8

16 June 2025

21:00 Kick Off

Lincoln Financial Field

Match Summary - Teams



CR Flamengo

2 — 0

Espérance de Tunisie

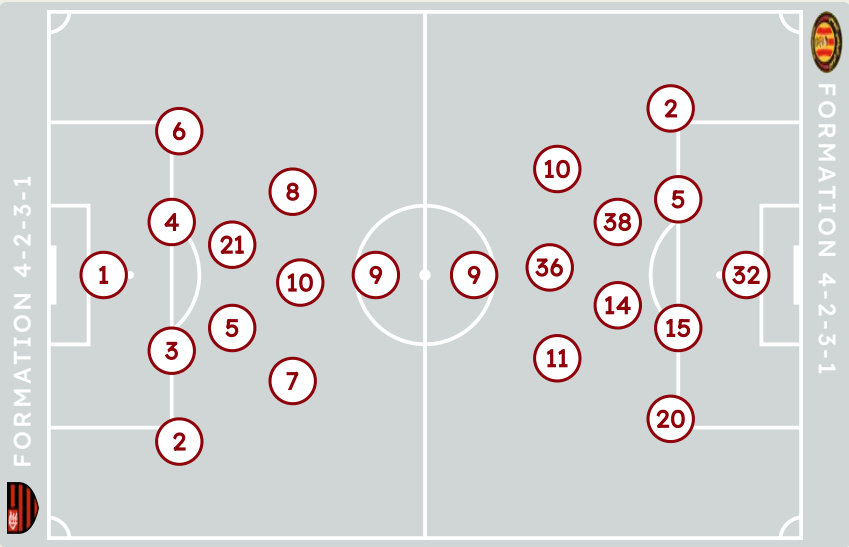


STARTING

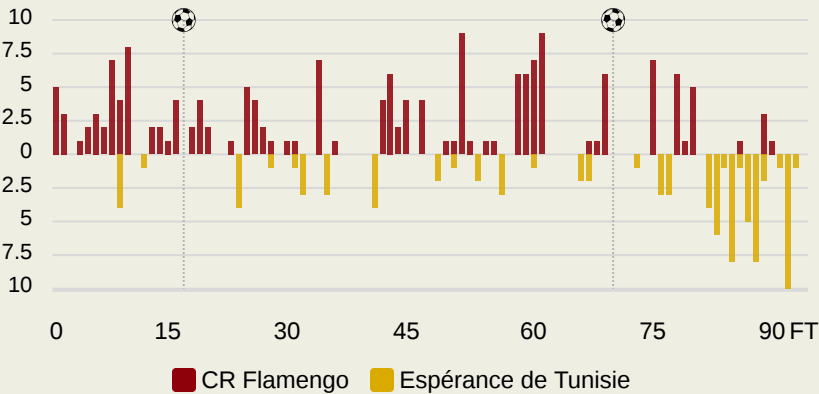
- 1 GK Agustin ROSSI
- 2 DF Guillermo VARELA
- 3 DF LEO ORTIZ
- 4 DF LEO PEREIRA
- 5 MF Erick PULGAR
- 6 DF AYRTON LUCAS
- 7 FW LUIZ ARAUJO ⚽ 70' ↓ 90+1'
- 8 MF GERSON ↓ 65'
- 9 FW PEDRO ↓ 64'
- 10 MF Giorgian DE ARRASCAETA ⚽ 17' ↓ 73'
- 21 MF JORGINHO ↓ 74'

SUBSTITUTES

- 25 GK MATHEUS CUNHA
- 11 FW EVERTON ↑ 90+1'
- 13 DF DANILO
- 17 DF Matias VINA
- 20 MF MATHEUS GONCALVES
- 23 FW JUNINHO
- 27 FW BRUNO HENRIQUE ↑ 64' ⚡ 84'
- 29 MF ALLAN ↑ 74'
- 30 FW MICHAEL ↑ 73'
- 33 DF CLEITON
- 43 DF WESLEY
- 50 FW Gonzalo PLATA ↑ 65'
- 52 MF EVERTTON ARAUJO
- 61 DF JOAO VICTOR
- 64 FW WALLACE YAN



Distribution in the Final Third



STARTING

- Bechir BEN SAID GK 32
- ↓ 84' ⚡ 25' Mohamed BEN ALI MF 2
- Yassine MERIAH DF 5
- ↓ 75' RODRIGO RODRIGUES FW 9
- ↓ 45' YAN SASSE MF 10
- ⚡ 38' Youcef BELAILI MF 11
- Onuche OGBELU MF 14
- ⚡ 69' Mohamed Amine TOUGAI DF 15
- Mohamed Amine BEN HMIDA DF 20
- ↓ 45' Chiheb JBELI FW 36
- ↓ 75' ⚡ 63' Khalil GUENICHI MF 38

SUBSTITUTES

- Amenallah MEMICHE GK 1
- Mohamed Sedki DEBCHI GK 26
- ↑ 75' Mohamed Wael DERBALI MF 4
- Hamza JELASSI DF 6
- Housseem TKA MF 8
- Haitthem DHAOU FW 12
- ↑ 84' Raed BOUCHNIBA DF 13
- ↑ 75' Achraf JABRI FW 19
- ↑ 45' Abdramane KONATE MF 21
- Ayman BEN MOHAMED DF 22
- ↑ 45' Elias MOKWANA FW 24
- Aziz KOUDHAI DF 35
- Mohamed Rayen HAMROUNI FW 39

Match Summary - Key Statistics



CR Flamengo

2 — 0

Espérance de Tunisie



Possession			
Total	<div><div>63.6%</div><div>6.7%</div><div>29.8%</div></div>	Total	
2	Goals	0	
12 (3)	Attempts at Goal (On Target)	6 (2)	
710 (654)	Total Passes (Complete)	325 (261)	
92 %	Pass Completion %	80 %	
134	Completed Line Breaks	61	
19	Defensive Line Breaks	5	
126	Receptions in the Final Third	70	
16	Crosses	9	
19	Ball Progressions	17	
173 (52)	Defensive Pressures Applied (Direct Pressures)	330 (54)	
41	Forced Turnovers	39	
54	Second Balls	62	
109.4 km	Total Distance Covered	107.4 km	
5.8 km	Zone 4 – Low Speed Sprinting: 20-25 km/h	5.9 km	



CR Flamengo

Phases of Play

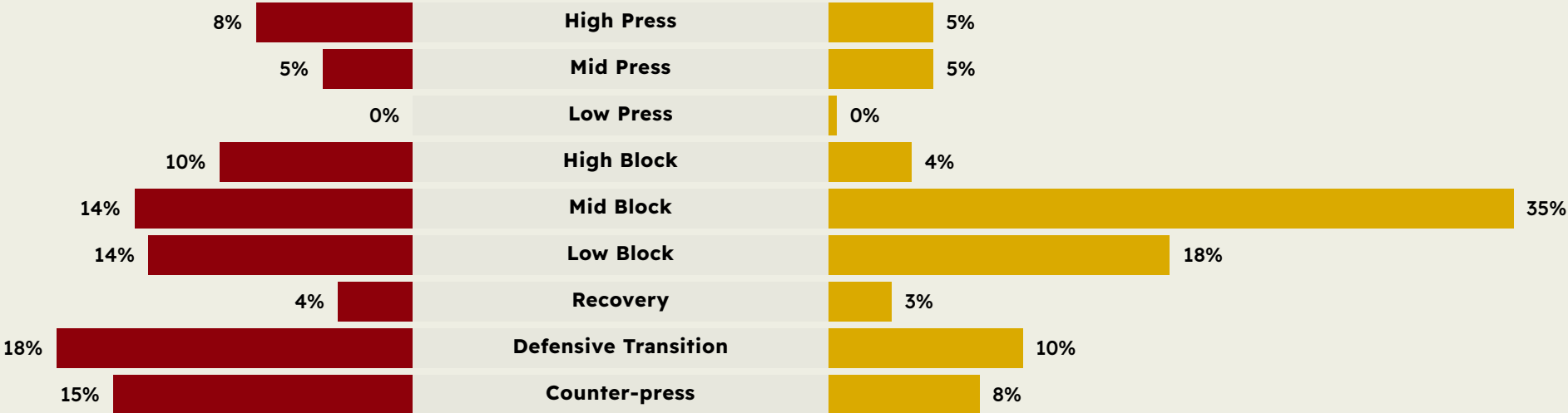
Espérance de Tunisie



IN POSSESSION



OUT OF POSSESSION



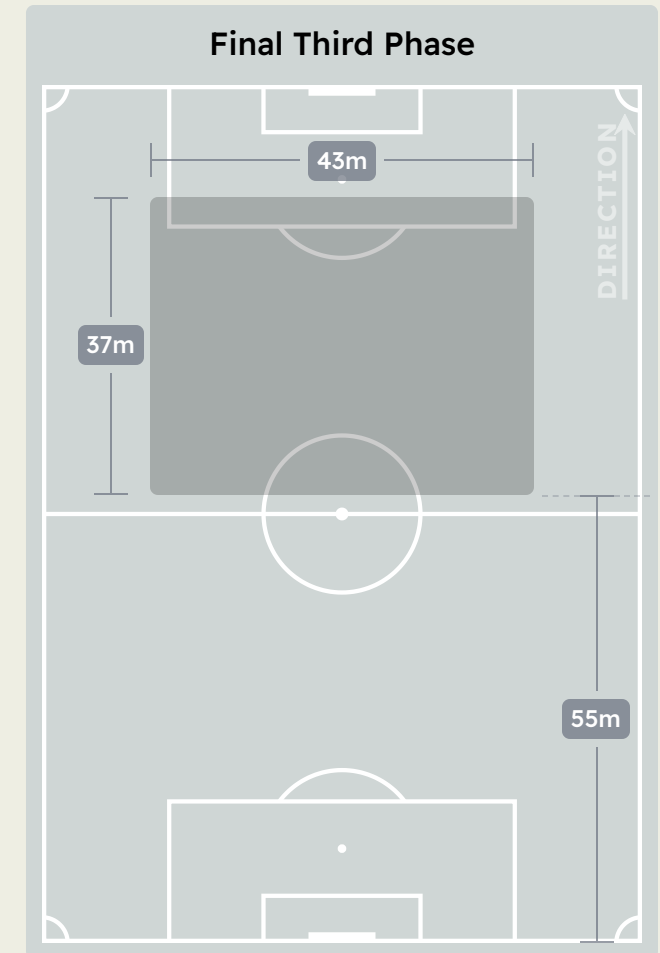
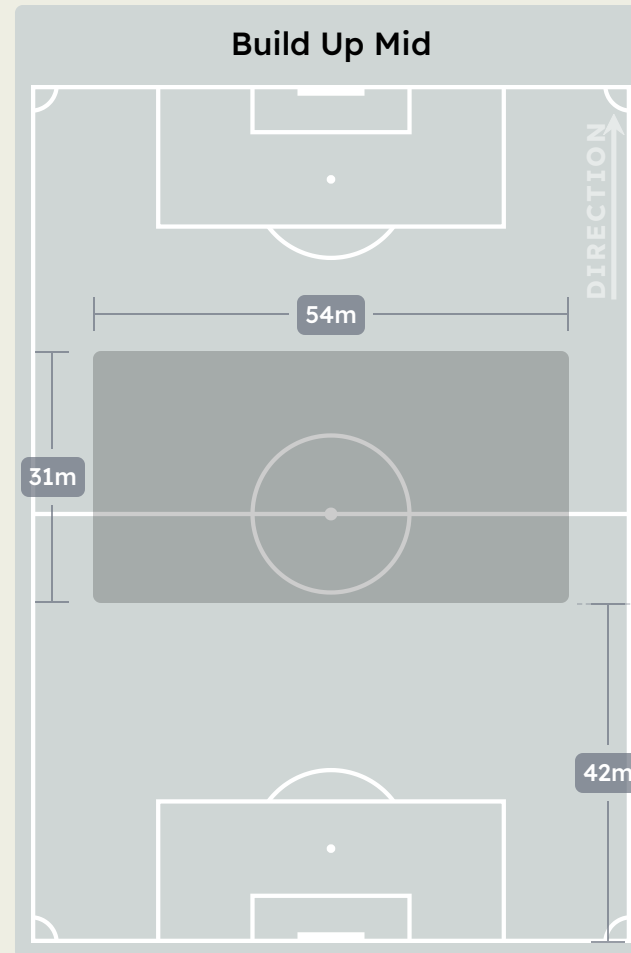
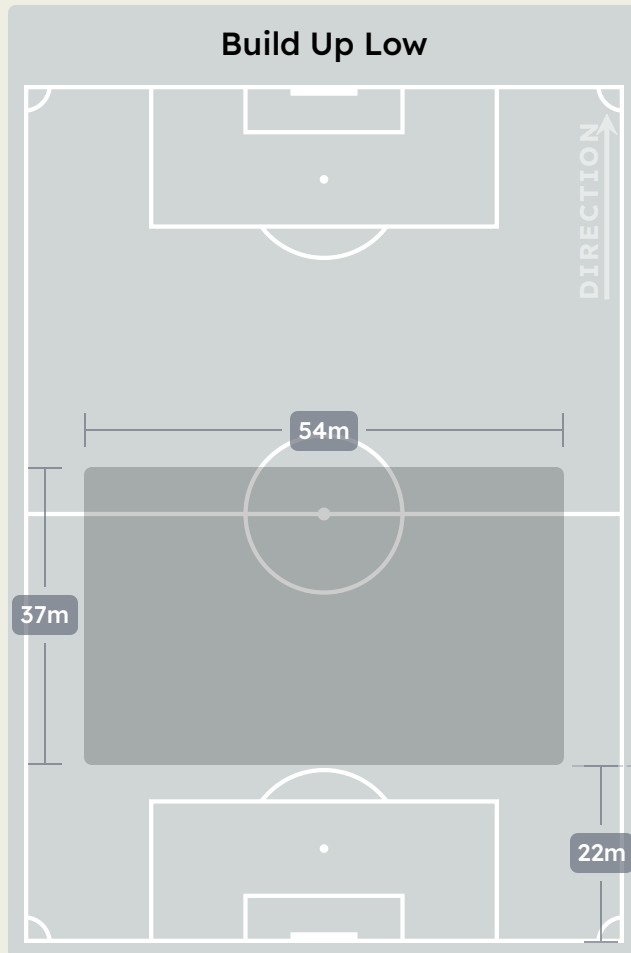


IN POSSESSION



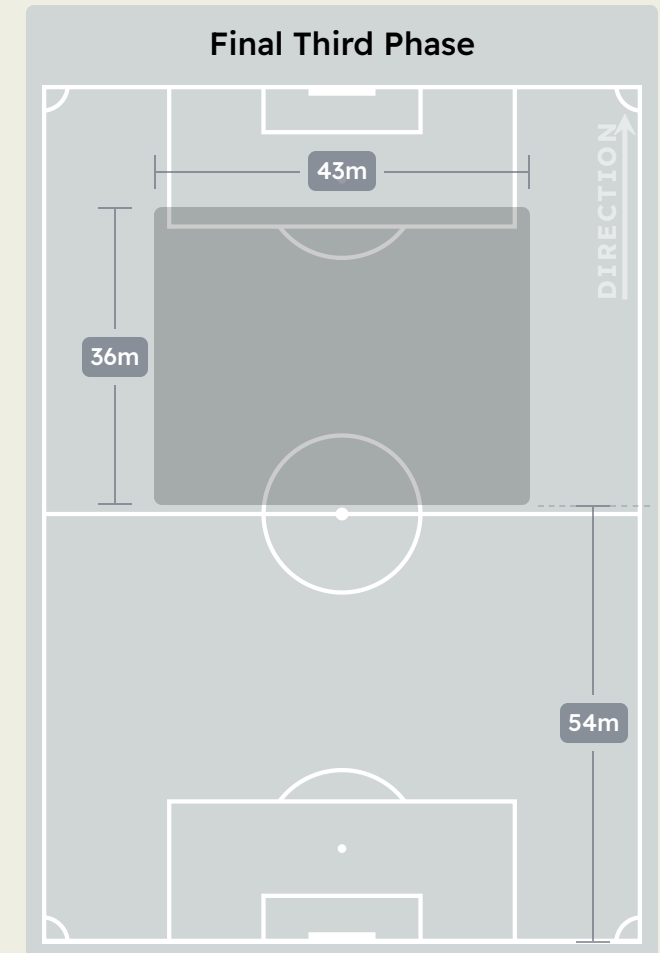
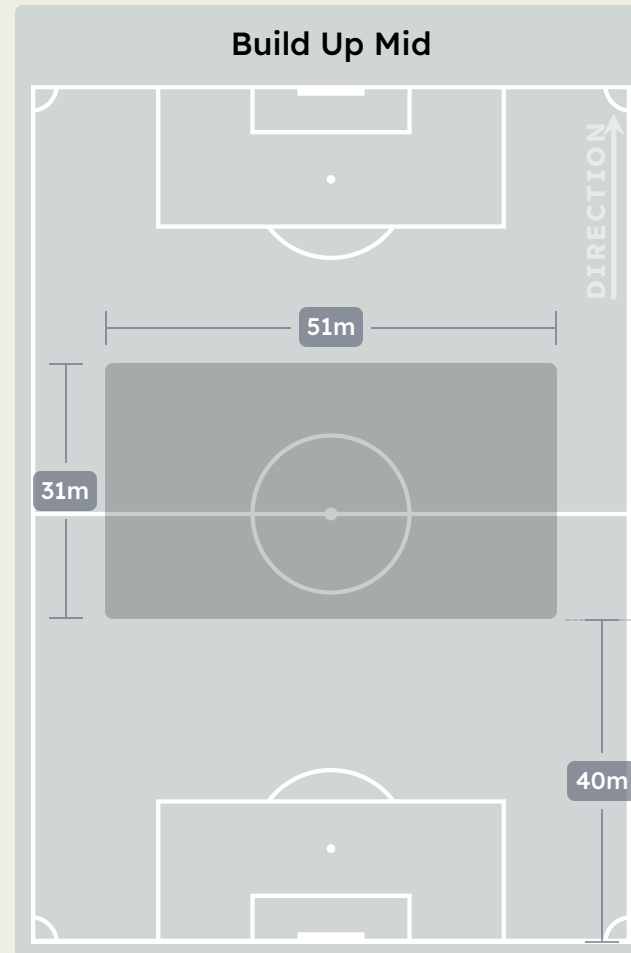
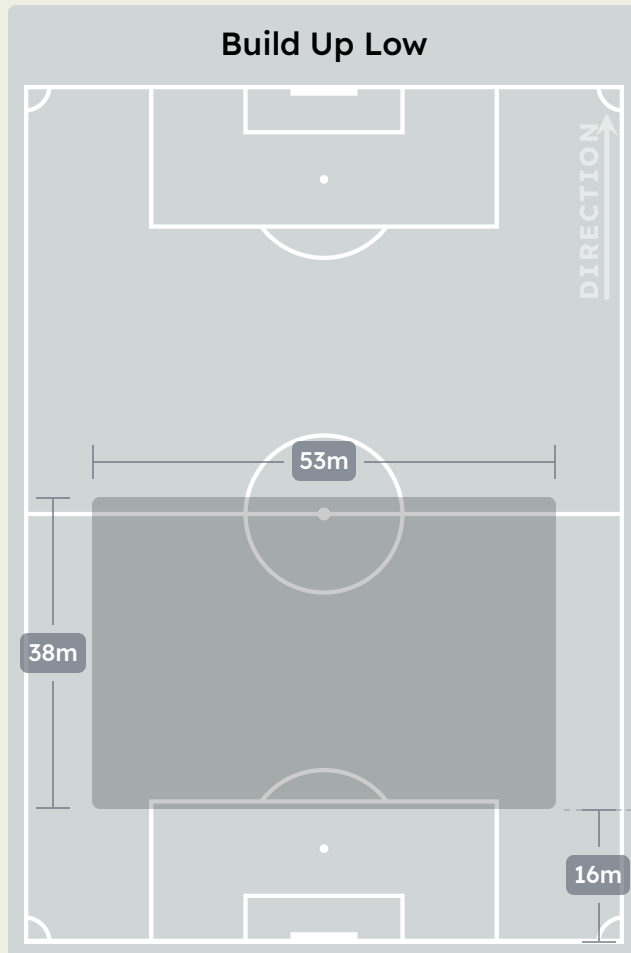
CR Flamengo v Espérance de Tunisie

In Possession Line Height & Team Length



In Possession Line Height & Team Length

Espérance de Tunisie



Line Breaks



Attempted Line Breaks

165

52 43

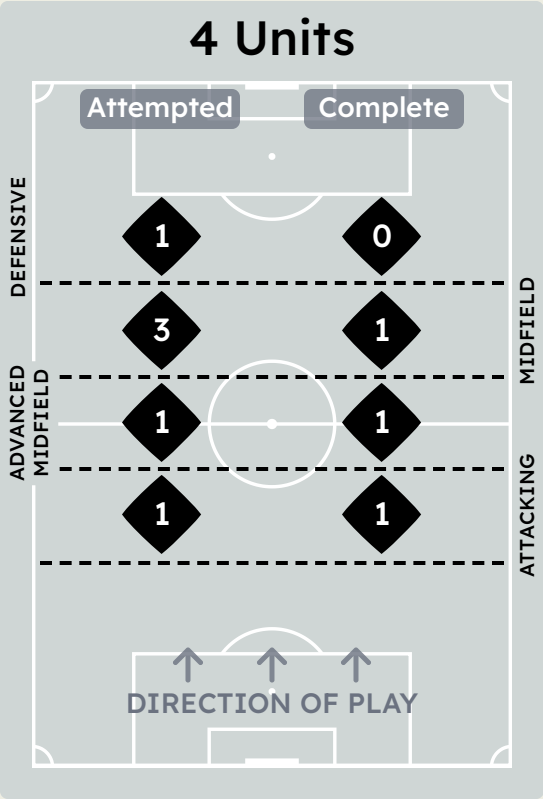
Attempted Complete

75 70

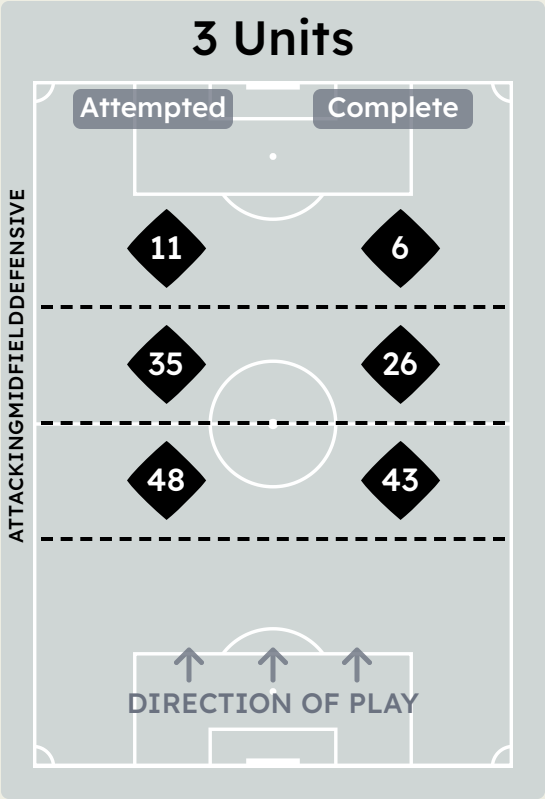
Attempted Complete

38 21

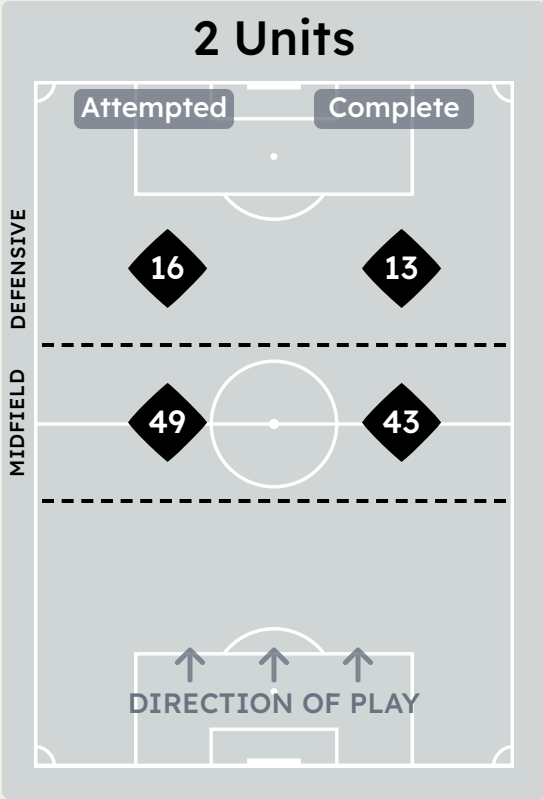
Attempted Complete



Attempted Line Breaks	6
Inside Shape	3
Outside Shape	3



Attempted Line Breaks	94
Inside Shape	54
Outside Shape	40



Attempted Line Breaks	65
Inside Shape	37
Outside Shape	28

Line Breaks



Attempted Line Breaks

94

15

Attempted

12

Complete

35

Attempted

32

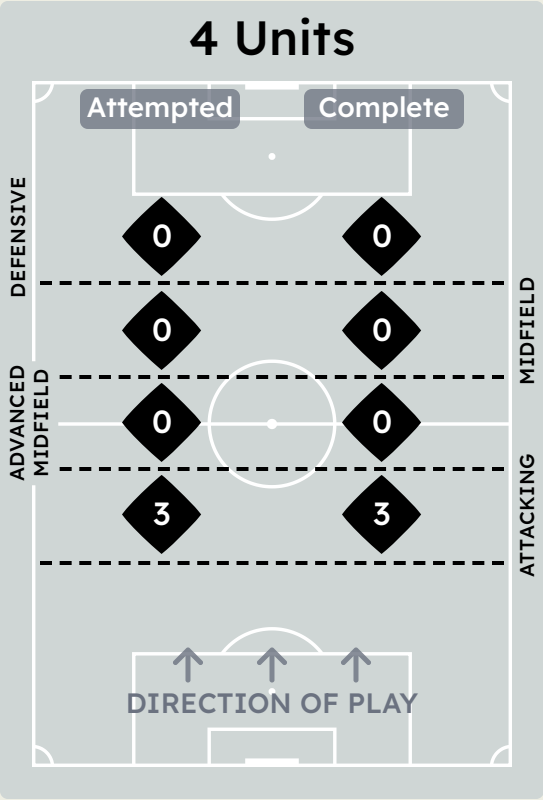
Complete

44

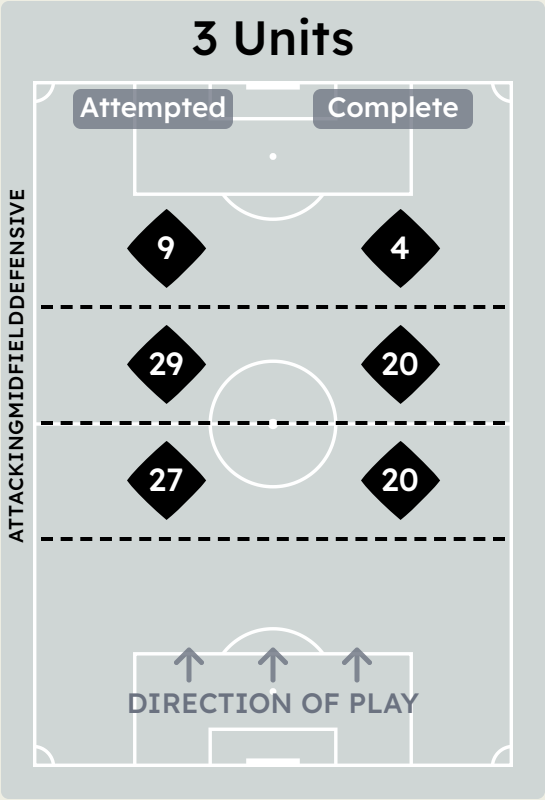
Attempted

17

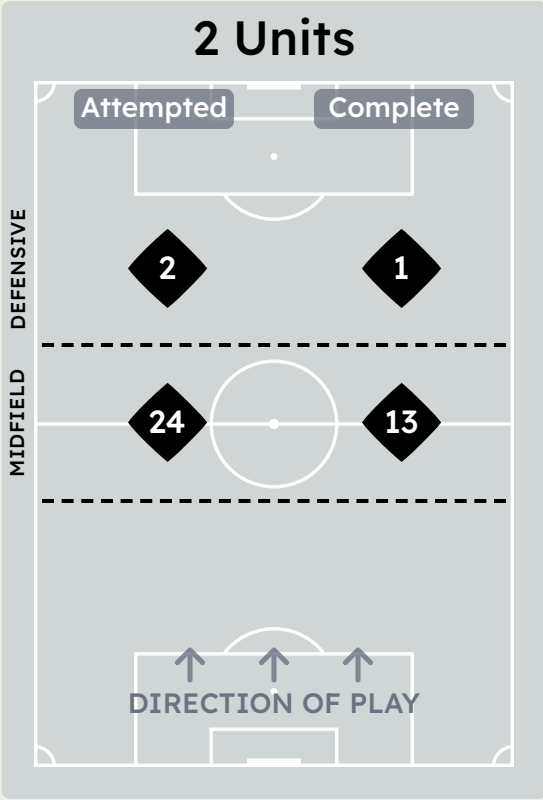
Complete



Attempted Line Breaks	3
Inside Shape	1
Outside Shape	2



Attempted Line Breaks	65
Inside Shape	35
Outside Shape	30



Attempted Line Breaks	26
Inside Shape	19
Outside Shape	7

Line Breaks



					4 Units				3 Units			2 Units		Direction			Distribution Type		
#	Player	Line Breaks Attempted	Line Breaks Completed	Line Break Completion %	Attacking Line	Attacking Midfield Line	Midfield Line	Defensive Line	Attacking Line	Midfield Line	Defensive Line	Midfield Line	Defensive Line	Through	Around	Over	Pass	Cross	Ball Progression
1	Agustin ROSSI	8	4	50%	0	0	1	0	2	3	0	2	0	1	0	7	8	0	0
2	Guillermo VARELA	3	3	100%	0	0	0	0	1	0	0	0	2	0	3	0	3	0	0
3	LEO ORTIZ	27	22	81%	0	0	0	0	13	5	2	6	1	3	19	5	26	1	0
4	LEO PEREIRA	26	23	88%	1	0	0	0	15	4	1	4	1	4	15	7	26	0	0
5	Erick PULGAR	17	15	88%	0	0	0	0	6	6	0	5	0	9	6	2	17	0	0
6	AYRTON LUCAS	10	10	100%	0	0	0	0	2	1	3	2	2	3	5	2	7	0	3
7	LUIZ ARAUJO	8	2	25%	0	0	0	1	1	1	1	3	1	3	4	1	6	0	2
8	GERSON	13	10	77%	0	0	1	0	0	3	1	6	2	5	4	4	11	1	1
9	PEDRO	1	1	100%	0	0	0	0	1	0	0	0	0	1	0	0	1	0	0
10	Giorgian DE ARRASCAETA	8	6	75%	0	0	0	0	0	3	0	2	3	4	3	1	6	1	1
21	JORGINHO	35	31	89%	0	1	0	0	5	8	1	18	2	14	14	7	35	0	0
11	EVERTON	0	0	0%	0	0	0	0	0	0	0	0	0	0	0	0	0	0	0
27	BRUNO HENRIQUE	1	1	100%	0	0	0	0	0	0	0	0	1	0	1	0	1	0	0
29	ALLAN	4	4	100%	0	0	0	0	2	1	1	0	0	3	0	1	3	0	1
30	MICHAEL	1	0	0%	0	0	0	0	0	0	0	1	0	1	0	0	1	0	0
50	Gonzalo PLATA	3	2	67%	0	0	1	0	0	0	1	0	1	1	1	1	2	0	1

					4 Units				3 Units			2 Units		Direction			Distribution Type		
#	Player	Line Breaks Attempted	Line Breaks Completed	Line Break Completion %	Attacking Line	Attacking Midfield Line	Midfield Line	Defensive Line	Attacking Line	Midfield Line	Defensive Line	Midfield Line	Defensive Line	Through	Around	Over	Pass	Cross	Ball Progression
32	Bechir BEN SAID	9	3	33%	1	0	0	0	5	2	0	1	0	0	1	8	9	0	0
2	Mohamed BEN ALI	9	3	33%	0	0	0	0	0	4	2	3	0	2	0	7	8	1	0
5	Yassine MERIAH	17	12	71%	1	0	0	0	5	5	1	5	0	3	6	8	17	0	0
9	RODRIGO RODRIGUES	0	0	0%	0	0	0	0	0	0	0	0	0	0	0	0	0	0	0
10	YAN SASSE	1	1	100%	0	0	0	0	0	0	1	0	0	1	0	0	1	0	0
11	Youssef BELAILI	8	4	50%	0	0	0	0	1	2	1	4	0	2	3	3	5	1	2
14	Onuche OGBELU	9	7	78%	0	0	0	0	3	4	0	1	1	2	4	3	9	0	0
15	Mohamed Amine TOUGAI	7	5	71%	0	0	0	0	5	1	1	0	0	0	4	3	7	0	0
20	Mohamed Amine BEN HMIDA	21	16	76%	0	0	0	0	7	8	1	4	1	2	11	8	18	1	2
36	Chiheb JBELI	2	2	100%	1	0	0	0	0	0	0	1	0	2	0	0	2	0	0
38	Khalil GUENICHI	3	2	67%	0	0	0	0	1	0	0	2	0	1	1	1	3	0	0
4	Mohamed Wael DERBALI	1	0	0%	0	0	0	0	0	0	1	0	0	0	1	0	1	0	0
13	Raed BOUCHNIBA	2	1	50%	0	0	0	0	0	1	0	1	0	0	0	2	2	0	0
19	Achraf JABRI	1	1	100%	0	0	0	0	0	1	0	0	0	0	1	0	1	0	0
21	Abdramane KONATE	3	3	100%	0	0	0	0	0	0	1	2	0	0	3	0	3	0	0
24	Elias MOKWANA	1	1	100%	0	0	0	0	0	1	0	0	0	0	0	1	1	0	0

Passing Networks



#	Passes From ↓ to →	Agustin ROSSI	Guillermo VARELA	LEO ORTIZ	LEO PEREIRA	Erick PULGAR	AYRTON LUCAS	LUIZ ARAUJO	GERSON	PEDRO	Giorgian DE ARRASCAETA	JORGINHO	EVERTON	BRUNO HENRIQUE	ALLAN	MICHAEL	Gonzalo PLATA
1	Agustin ROSSI		1	7	10	3	1	1	1	1	⌋	5	⌋	⌋	⌋	⌋	⌋
2	Guillermo VARELA	1		8	3	8	⌋	1	11	⌋	3	1	⌋	⌋	⌋	⌋	⌋
3	LEO ORTIZ	10	11		18	16	⌋	⌋	6	⌋	2	8	⌋	⌋	⌋	⌋	1
4	LEO PEREIRA	8	2	26		14	26	4	⌋	⌋	1	23	⌋	1	5	1	2
5	Erick PULGAR	3	5	13	20		8	5	12	2	3	18	⌋	2	8	⌋	1
6	AYRTON LUCAS	4	⌋	1	24	6		2	1	1	2	12	1	⌋	1	3	⌋
7	LUIZ ARAUJO	⌋	3	1	2	7	8		2	⌋	1	13	⌋	⌋	⌋	⌋	1
8	GERSON	⌋	5	4	⌋	3	3	6		6	2	4	⌋	⌋	⌋	⌋	⌋
9	PEDRO	⌋	⌋	⌋	⌋	⌋	1	3	2		⌋	3	⌋	⌋	⌋	⌋	⌋
10	Giorgian DE ARRASCAETA	1	8	⌋	⌋	1	1	1	⌋	⌋		7	⌋	⌋	⌋	⌋	⌋
21	JORGINHO	1	6	7	14	22	9	18	6	2	7		⌋	1	⌋	⌋	⌋
11	EVERTON	⌋	⌋	⌋	⌋	⌋	⌋	⌋	⌋	⌋	⌋	⌋		⌋	⌋	⌋	⌋
27	BRUNO HENRIQUE	⌋	1	⌋	⌋	1	1	⌋	⌋	⌋	⌋	⌋	⌋		2	⌋	1
29	ALLAN	⌋	1	⌋	5	5	3	1	⌋	⌋	⌋	⌋	⌋	⌋		1	2
30	MICHAEL	⌋	⌋	⌋	1	⌋	1	1	⌋	⌋	⌋	⌋	⌋	1	⌋		⌋
50	Gonzalo PLATA	⌋	⌋	⌋	⌋	2	⌋	2	⌋	⌋	⌋	⌋	⌋	1	1	1	

Top 5 Player to Player Passers		
Player	Passed To	% of Total Team Passes
LEO PEREIRA	LEO ORTIZ	4.1%
LEO PEREIRA	AYRTON LUCAS	4.1%
AYRTON LUCAS	LEO PEREIRA	3.8%
LEO PEREIRA	JORGINHO	3.6%
JORGINHO	Erick PULGAR	3.5%

Passing Networks

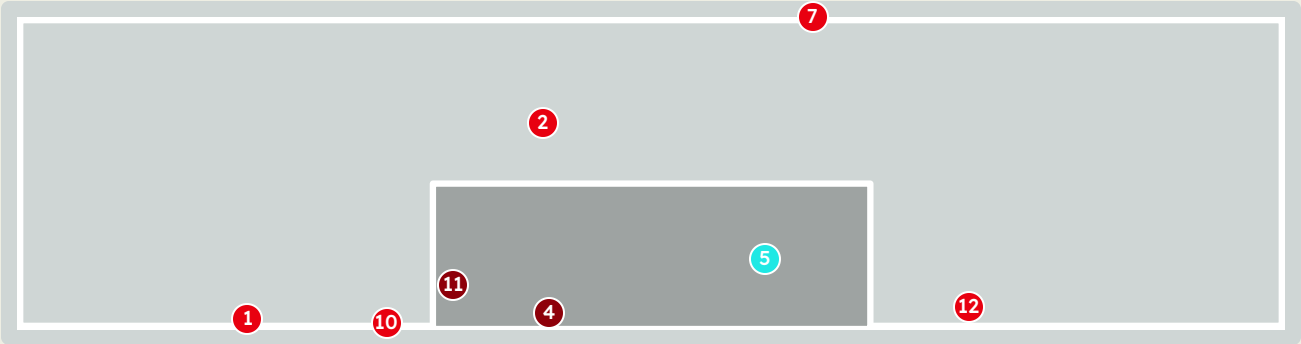
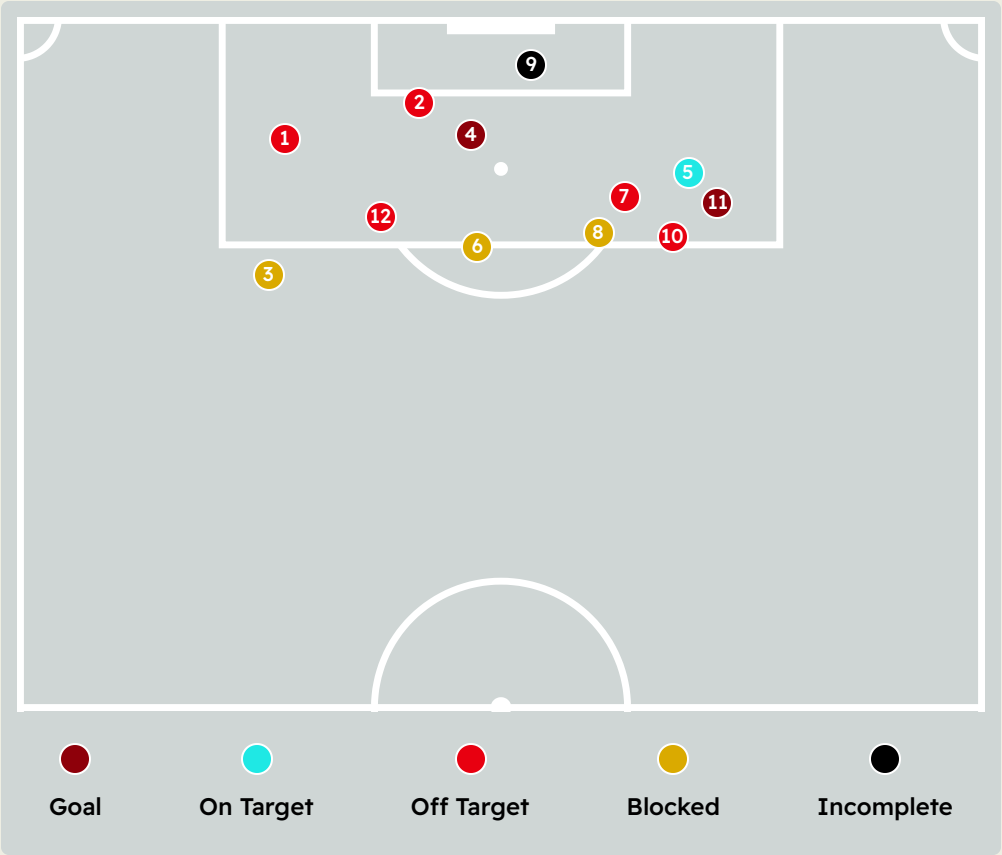
Espérance de Tunisie



#	Passes From ↓ to →	Bechir BEN SAID	Mohamed BEN ALI	Yassine MERIAH	RODRIGO RODRIGUES	YAN SASSE	Youssef BELAILI	Onuche OGBELU	Mohamed Amine TOUGAI	Mohamed Amine BEN HMIDA	Chiheb JBELI	Khalil GUENICHI	Mohamed Wael DERBALI	Raed BOUCHNIBA	Achraf JABRI	Abdramane KONATE	Elias MOKWANA
32	Bechir BEN SAID		1	5	1	↵	↵	1	6	1	↵	↵	1	↵	↵	↵	↵
2	Mohamed BEN ALI	↵		6	2	1	1	2	1	↵	1	↵	↵	↵	1	↵	1
5	Yassine MERIAH	7	9		↵	3	1	3	7	1	2	2	↵	1	2	↵	1
9	RODRIGO RODRIGUES	↵	2	↵		↵	2	1	↵	↵	2	1	↵	↵	↵	↵	1
10	YAN SASSE	↵	1	4	1		2	1	↵	↵	↵	↵	↵	↵	↵	↵	↵
11	Youssef BELAILI	↵	↵	1	↵	1		2	1	6	1	3	2	↵	↵	7	↵
14	Onuche OGBELU	1	↵	3	1	3	4		1	7	1	1	2	1	↵	1	↵
15	Mohamed Amine TOUGAI	7	1	7	↵	↵	2	2		5	↵	↵	1	1	↵	2	↵
20	Mohamed Amine BEN HMIDA	↵	↵	↵	↵	↵	10	2	4		↵	2	1	↵	1	3	↵
36	Chiheb JBELI	↵	1	1	1	1	↵	3	↵	2		↵	↵	↵	↵	↵	↵
38	Khalil GUENICHI	↵	3	1	↵	↵	1	↵	↵	1	1		↵	↵	↵	↵	↵
4	Mohamed Wael DERBALI	↵	↵	2	↵	↵	↵	1	2	2	↵	↵		2	↵	1	↵
13	Raed BOUCHNIBA	↵	↵	1	↵	↵	↵	1	↵	↵	↵	↵	2		2	↵	1
19	Achraf JABRI	↵	↵	↵	↵	↵	↵	↵	↵	↵	↵	↵	2	2		1	↵
21	Abdramane KONATE	↵	↵	↵	↵	↵	7	2	2	4	↵	↵	↵	↵	↵		↵
24	Elias MOKWANA	↵	1	↵	1	↵	1	1	↵	↵	↵	↵	1	↵	↵	1	

Top 5 Player to Player Passers		
Player	Passed To	% of Total Team Passes
Mohamed Amine BEN HMIDA	Youssef BELAILI	4%
Yassine MERIAH	Mohamed BEN ALI	3.6%
Yassine MERIAH	Bechir BEN SAID	2.8%
Yassine MERIAH	Mohamed Amine TOUGAI	2.8%
Youssef BELAILI	Abdramane KONATE	2.8%

Attempts at Goal




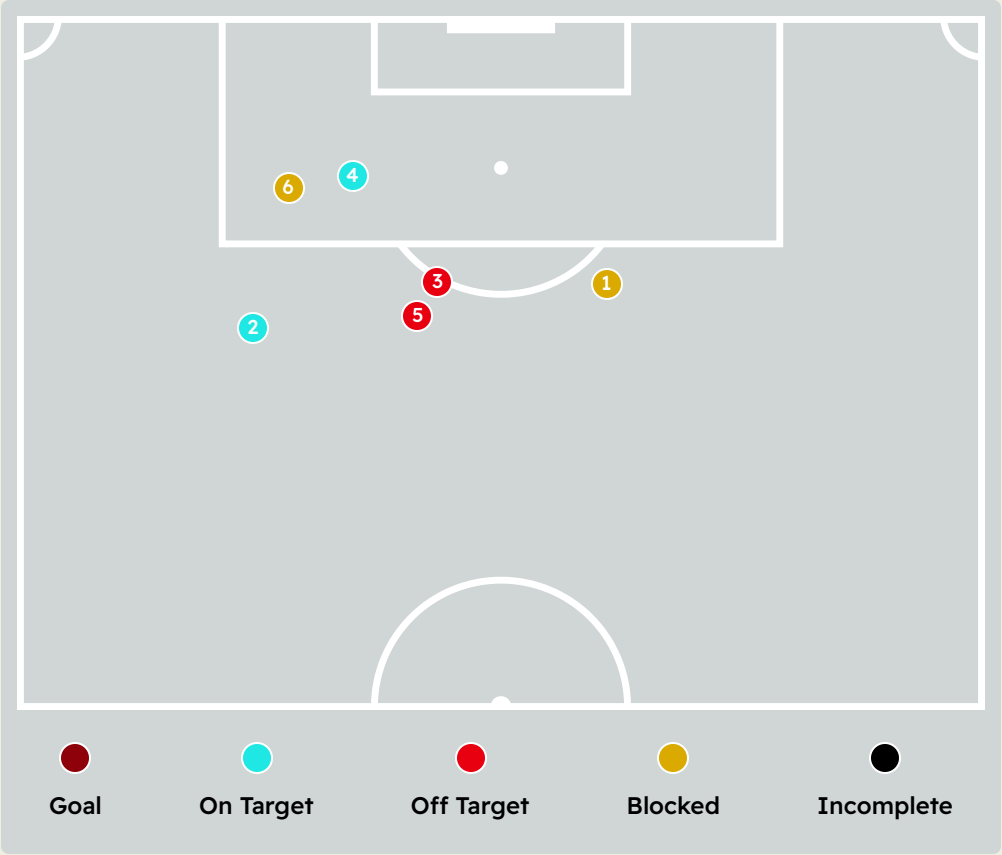
Key	Outcome	Shots
●	Goals	2
●	On Target	1
●	Off Target	5
●	Blocked	3
●	Incomplete	1

Attempts at Goal



Time	Player	Outcome	Body Part	Delivery Type
6	↺ AYRTON LUCAS	Deflected Off Target - Defensive Event	Left Foot	Ball Progression
14	↺ LEO ORTIZ	Off Target	Head	Corner
15	↻ LUIZ ARAUJO	Incomplete - Blocked	Left Foot	Pass
16	↺ Giorgian DE ARRASCAETA	Deflected On Target - Goal	Right Foot	Pass
18	↺ GERSON	On Target - Saved	Left Foot	Loose Ball
43	↺ Giorgian DE ARRASCAETA	Incomplete - Blocked	Left Foot	Loose Ball
44	↺ PEDRO	Deflected Off Target - Defensive Event	Right Foot	Ball Progression
45	↻ JORGINHO	Incomplete - Blocked	Right Foot	Pass
51	↺ PEDRO	Incomplete - Player On Ball Error	Left Foot	Pass
52	↺ PEDRO	Off Target	Right Foot	Pass
69	↻ LUIZ ARAUJO	On Target - Goal	Left Foot	Pass
75	↺ AYRTON LUCAS	Off Target	Left Foot	Cross

Attempts at Goal



Key	Outcome	Shots
	Goals	0
	On Target	2
	Off Target	2
	Blocked	2
	Incomplete	0

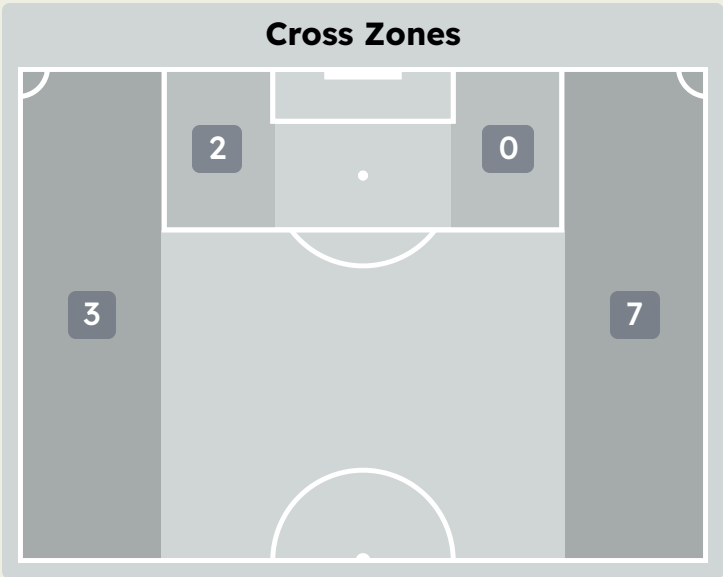
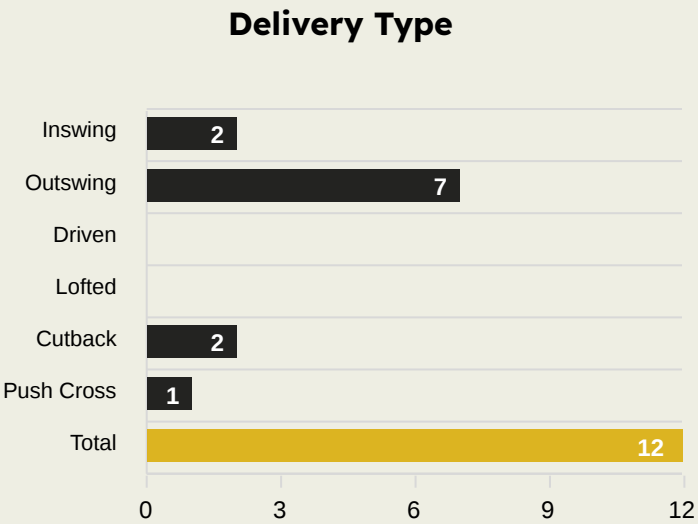
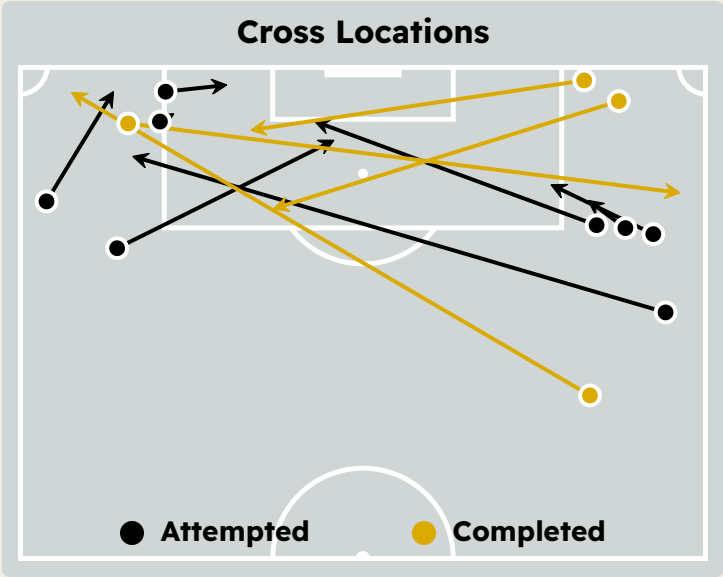
Attempts at Goal

Espérance de Tunisie



Time	Player	Outcome	Body Part	Delivery Type
24	⤵ RODRIGO RODRIGUES	Incomplete - Blocked	Right Foot	Loose Ball
48	⤵ Mohamed Amine BEN HMIDA	On Target - Saved	Left Foot	Pass
62	⤵ Youcef BELAILI	Off Target	Right Foot	Pass
66	⤵ Youcef BELAILI	On Target - Saved	Left Foot	Pass
84	⤵ Youcef BELAILI	Off Target	Right Foot	Ball Progression
92	⤵ Youcef BELAILI	Incomplete - Blocked	Right Foot	Pass

Crosses (Open Play)



Attempted

12

Completed

4

Most Crosses Attempted

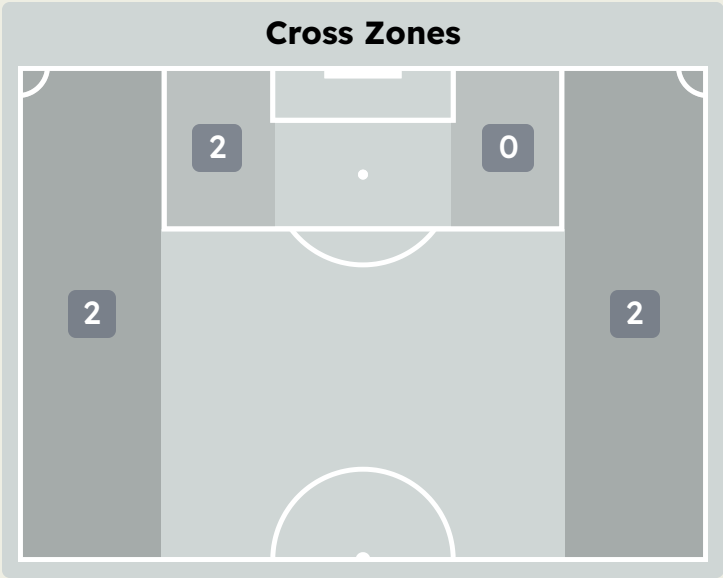
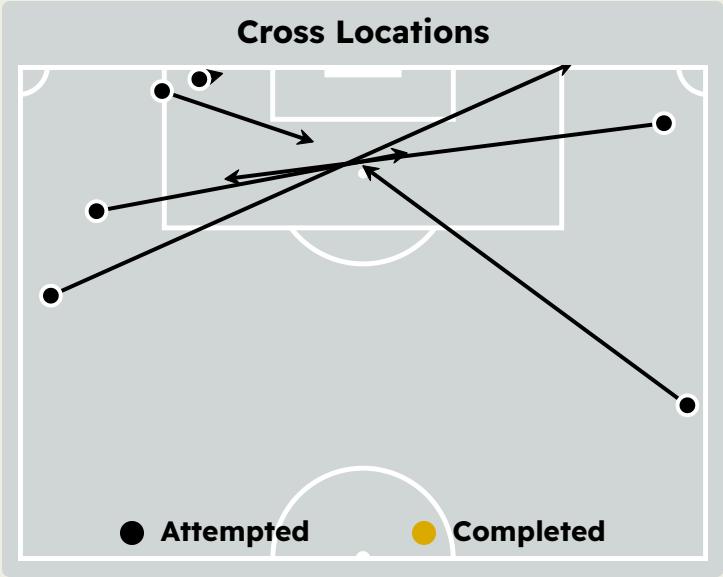
4

Guillermo VARELA

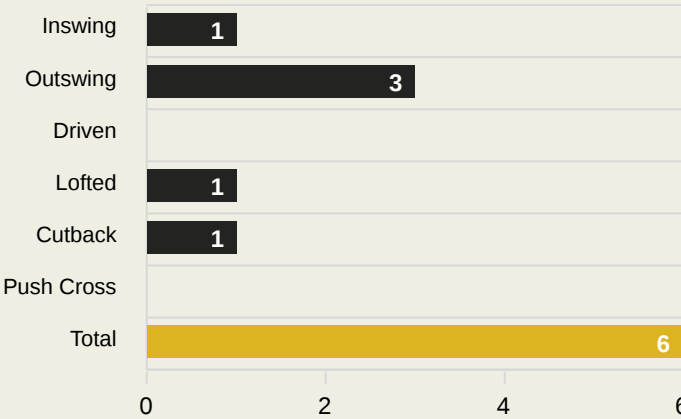
RIGHT BACK

#	Player	Inswing	Outswing	Driven	Lofted	Cutback	Push Cross	Total Attempted
1	Agustin ROSSI	✓	✓	✓	✓	✓	✓	✓
2	Guillermo VARELA	✓	4	✓	✓	✓	✓	4
3	LEO ORTIZ	✓	1	✓	✓	✓	✓	1
4	LEO PEREIRA	✓	✓	✓	✓	✓	✓	✓
5	Erick PULGAR	✓	✓	✓	✓	✓	✓	✓
6	AYRTON LUCAS	✓	1	✓	✓	✓	1	2
7	LUIZ ARAUJO	1	1	✓	✓	2	✓	4
8	GERSON	1	✓	✓	✓	✓	✓	1
9	PEDRO	✓	✓	✓	✓	✓	✓	✓
10	Giorgian DE ARRASCAETA	✓	✓	✓	✓	✓	✓	✓
21	JORGINHO	✓	✓	✓	✓	✓	✓	✓
11	EVERTON	✓	✓	✓	✓	✓	✓	✓
27	BRUNO HENRIQUE	✓	✓	✓	✓	✓	✓	✓
29	ALLAN	✓	✓	✓	✓	✓	✓	✓
30	MICHAEL	✓	✓	✓	✓	✓	✓	✓
50	Gonzalo PLATA	✓	✓	✓	✓	✓	✓	✓

Crosses (Open Play)



Delivery Type



Attempted

6

Completed

0

Most Crosses Attempted

2

Mohamed Amine BEN HMIDA
LEFT BACK

Espérance de Tunisie



#	Player	Inswing	Outswing	Driven	Lofted	Cutback	Push Cross	Total Attempted
32	Bechir BEN SAID	✓	✓	✓	✓	✓	✓	✓
2	Mohamed BEN ALI	✓	1	✓	✓	✓	✓	1
5	Yassine MERIAH	✓	✓	✓	✓	✓	✓	✓
9	RODRIGO RODRIGUES	✓	1	✓	✓	✓	✓	1
10	YAN SASSE	✓	✓	✓	✓	✓	✓	✓
11	Youcef BELAILI	✓	✓	✓	✓	✓	✓	✓
14	Onuche OGBELU	✓	✓	✓	✓	✓	✓	✓
15	Mohamed Amine TOUGAI	✓	✓	✓	✓	✓	✓	✓
20	Mohamed Amine BEN HMIDA	✓	1	✓	✓	1	✓	2
36	Chiheb JBELI	✓	✓	✓	✓	✓	✓	✓
38	Khalil GUENICHI	1	✓	✓	✓	✓	✓	1
4	Mohamed Wael DERBALI	✓	✓	✓	✓	✓	✓	✓
13	Raed BOUCHNIBA	✓	✓	✓	✓	✓	✓	✓
19	Achraf JABRI	✓	✓	✓	✓	✓	✓	✓
21	Abdramane KONATE	✓	✓	✓	1	✓	✓	1
24	Elias MOKWANA	✓	✓	✓	✓	✓	✓	✓

Offering to Receive



348

Total Offers Made

145

Total Offers Received

Most Offers

51

AYRTON LUCAS

LEFT BACK

107

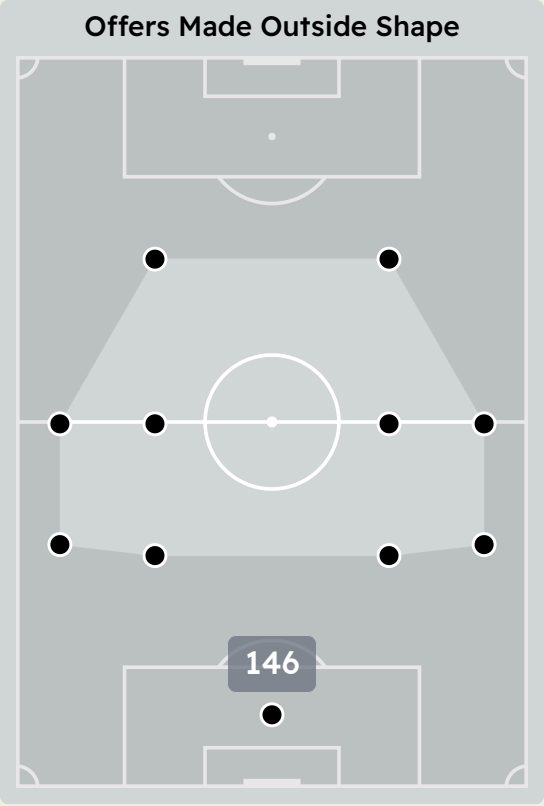
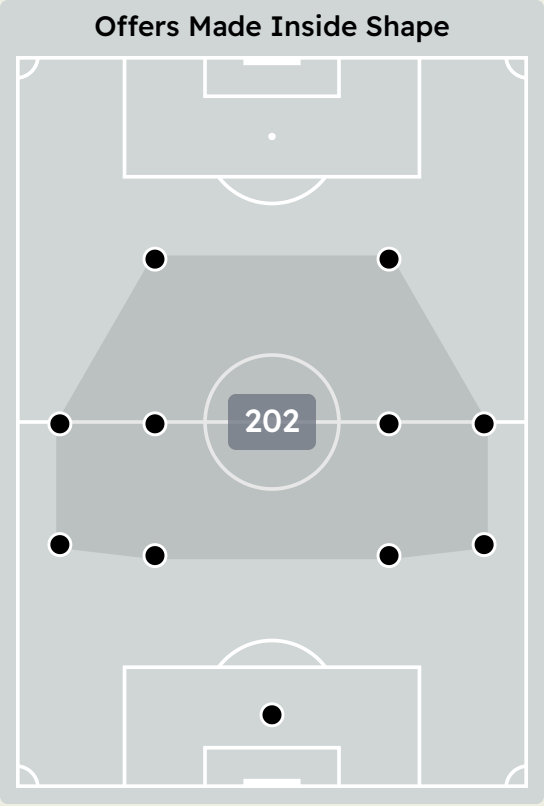
Offers Made in Final Third

171

Offers Made in Middle Third

70

Offers Made in Defensive Third



#	Player	Offers Made	Offers Received	% Made & Received
1	Agustin ROSSI	11	7	63.6%
2	Guillermo VARELA	31	7	22.6%
3	LEO ORTIZ	13	6	46.2%
4	LEO PEREIRA	33	15	45.5%
5	Erick PULGAR	42	24	57.1%
6	AYRTON LUCAS	51	19	37.3%
7	LUIZ ARAUJO	33	13	39.4%
8	GERSON	28	8	28.6%
9	PEDRO	32	4	12.5%
10	Giorgian DE ARRASCAETA	23	12	52.2%
21	JORGINHO	23	20	87%
11	EVERTON	1	1	100%
27	BRUNO HENRIQUE	8	2	25%
29	ALLAN	2	0	0%
30	MICHAEL	6	2	33.3%
50	Gonzalo PLATA	11	5	45.5%

Offering to Receive

263

Total Offers Made

94

Total Offers Received

Most Offers

34

Onuche OGBELU

DEFENSIVE MIDFIELD CENTRE LEFT

82

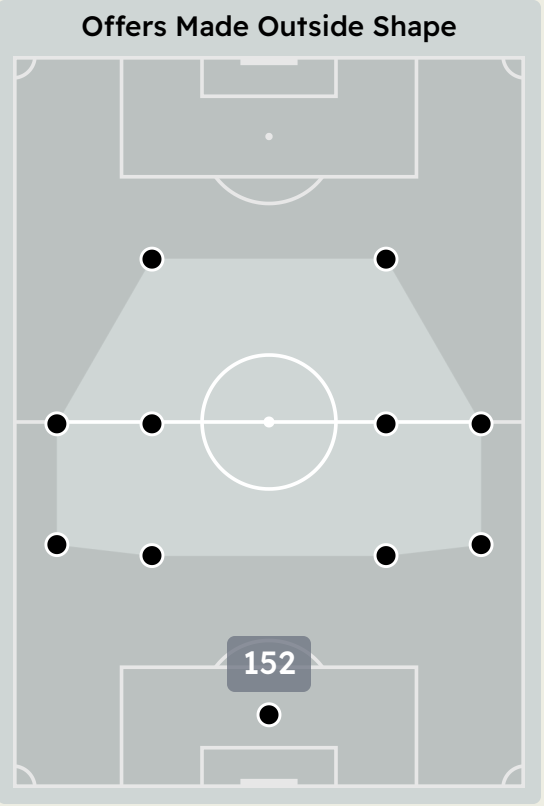
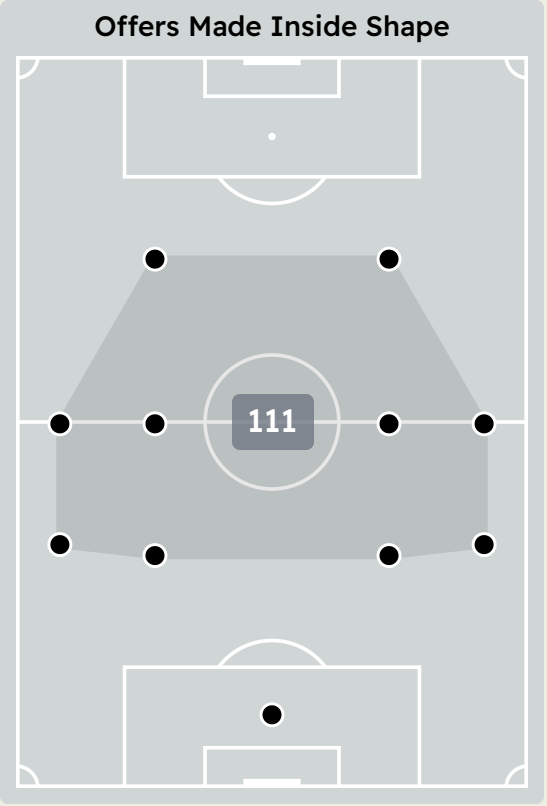
Offers Made in Final Third

120

Offers Made in Middle Third

61

Offers Made in Defensive Third



Espérance de Tunisie

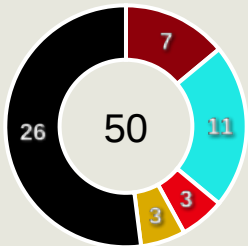
#	Player	Offers Made	Offers Received	% Made & Received
32	Bechir BEN SAID	8	5	62.5%
2	Mohamed BEN ALI	12	6	50%
5	Yassine MERIAH	22	11	50%
9	RODRIGO RODRIGUES	13	2	15.4%
10	YAN SASSE	6	2	33.3%
11	Youssef BELAILI	29	15	51.7%
14	Onuche OGBELU	34	10	29.4%
15	Mohamed Amine TOUGAI	10	7	70%
20	Mohamed Amine BEN HMIDA	33	16	48.5%
36	Chiheb JBELI	29	5	17.2%
38	Khalil GUENICHI	5	1	20%
4	Mohamed Wael DERBALI	10	3	30%
13	Raed BOUCHNIBA	11	2	18.2%
19	Achraf JABRI	16	4	25%
21	Abdramane KONATE	22	5	22.7%
24	Elias MOKWANA	3	0	0%

Movement to Receive

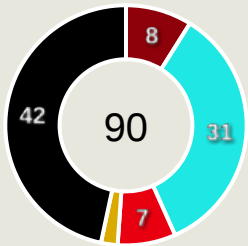


Movement Types by Phase

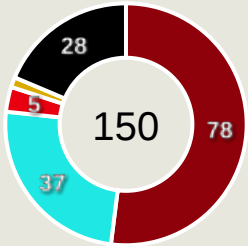
Final Third Phase



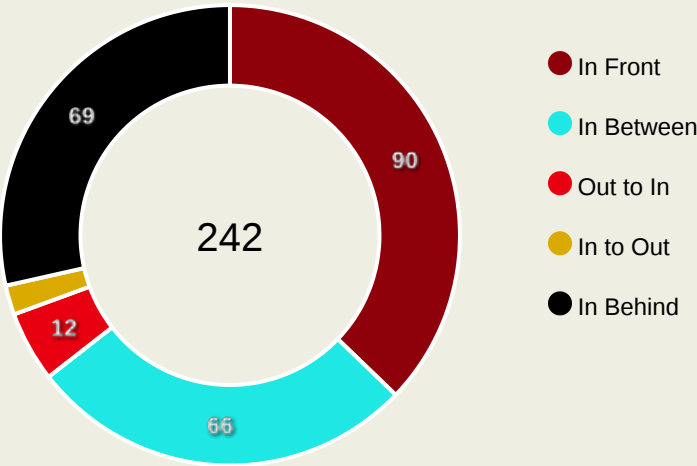
Progression Phase



Build Up Phase



All Movement Types

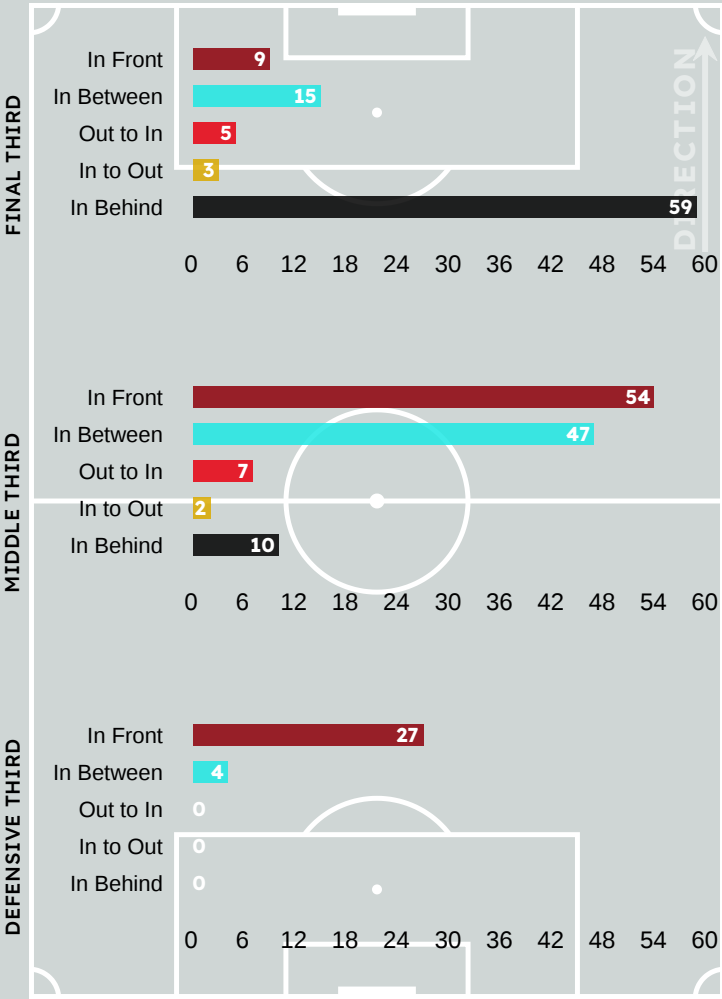


- In Front
- In Between
- Out to In
- In to Out
- In Behind

Top Ranked Players

Type	Player	Movements
In Front	↳ Erick PULGAR	22
In Between	↳ PEDRO	13
Out to In	↳ AYRTON LUCAS	2
In to Out	↳ Gonzalo PLATA	2
In Behind	↳ Guillermo VARELA	17

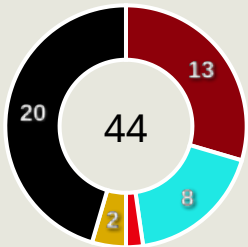
Movement Types Pitch Third



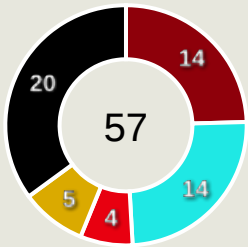
Movement to Receive

Movement Types by Phase

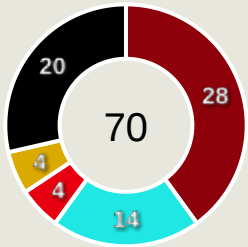
Final Third Phase



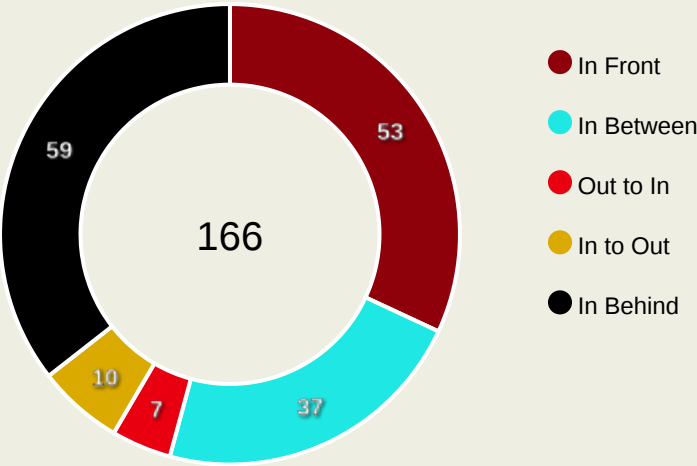
Progression Phase



Build Up Phase



All Movement Types

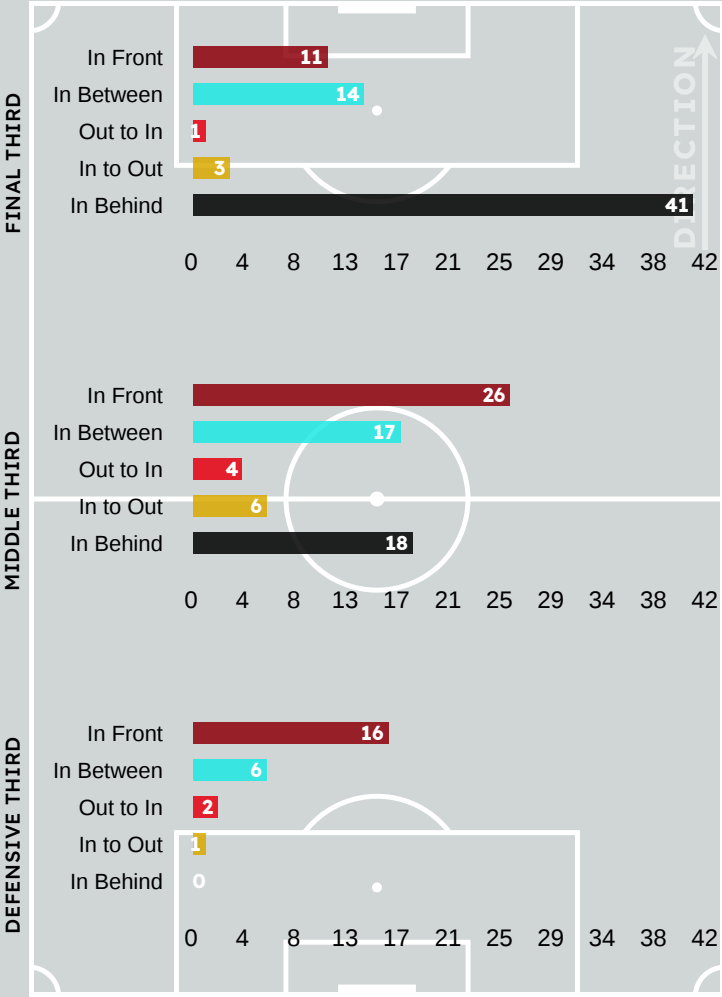


- In Front
- In Between
- Out to In
- In to Out
- In Behind

Top Ranked Players

Type	Player	Movements
In Front	Onuche OGBELU	17
In Between	Chiheb JBELI	9
Out to In	Youcef BELAILI	2
In to Out	Abdramane KONATE	4
In Behind	Youcef BELAILI	14

Movement Types Pitch Third





OUT OF POSSESSION



CR Flamengo v Espérance de Tunisie

Defensive Actions

41

Forced Turnovers

45

Possession Regained

15

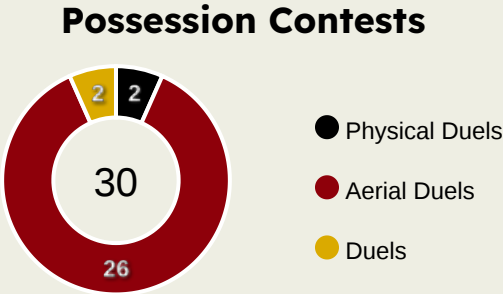
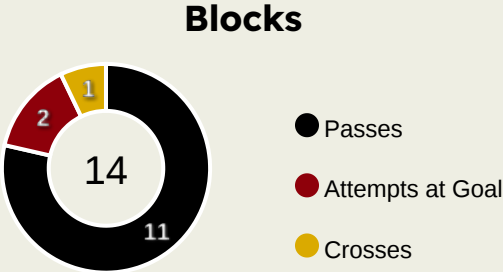
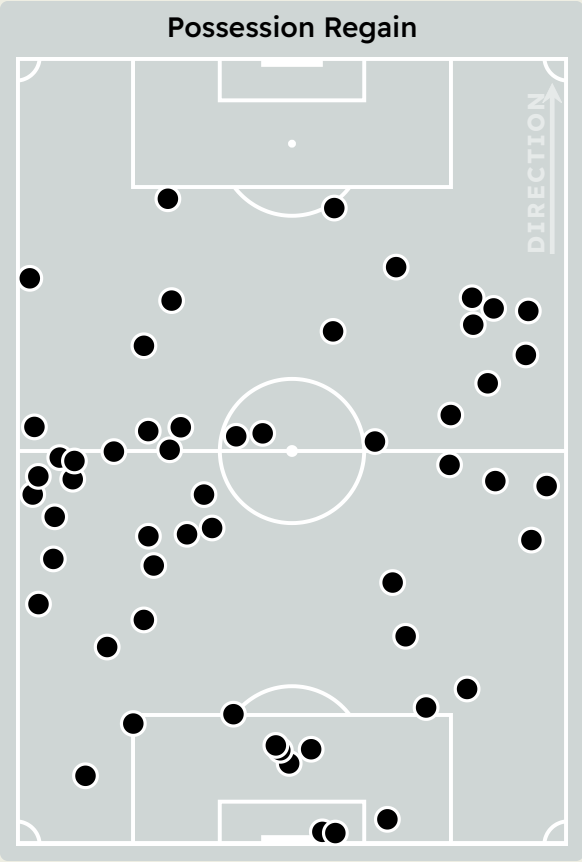
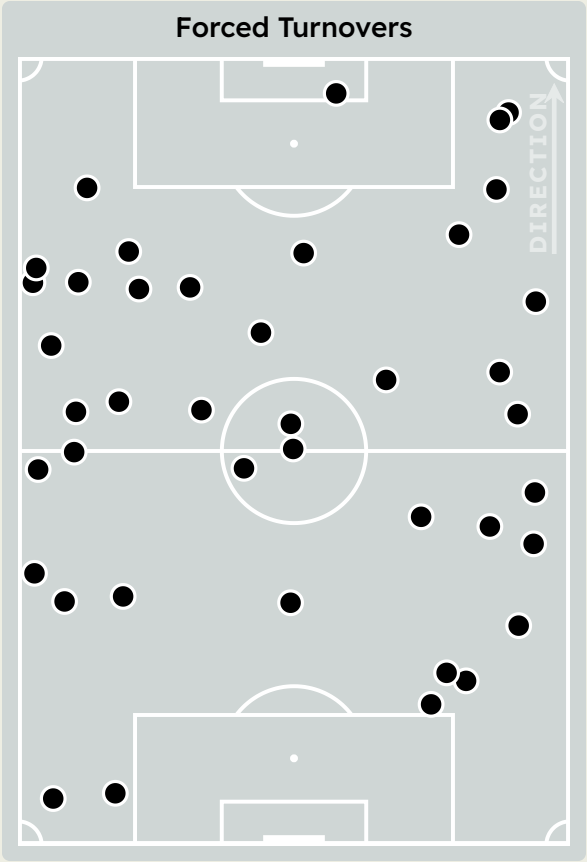
Interceptions

34

Tackles

7.76

Possession Actions / Defensive Action



Most Possession Regains

9

LEO PEREIRA
LEFT CENTRE BACK



#	Player	Total Possession Regains
1	Agustin ROSSI	3
2	Guillermo VARELA	5
3	LEO ORTIZ	6
4	LEO PEREIRA	9
5	Erick PULGAR	5
6	AYRTON LUCAS	4
7	LUIZ ARAUJO	3
8	GERSON	1
9	PEDRO	↕
10	Giorgian DE ARRASCAETA	3
21	JORGINHO	3
11	EVERTON	↕
27	BRUNO HENRIQUE	↕
29	ALLAN	2
30	MICHAEL	1
50	Gonzalo PLATA	↕

Defensive Actions

39

Forced Turnovers

44

Possession Regained

12

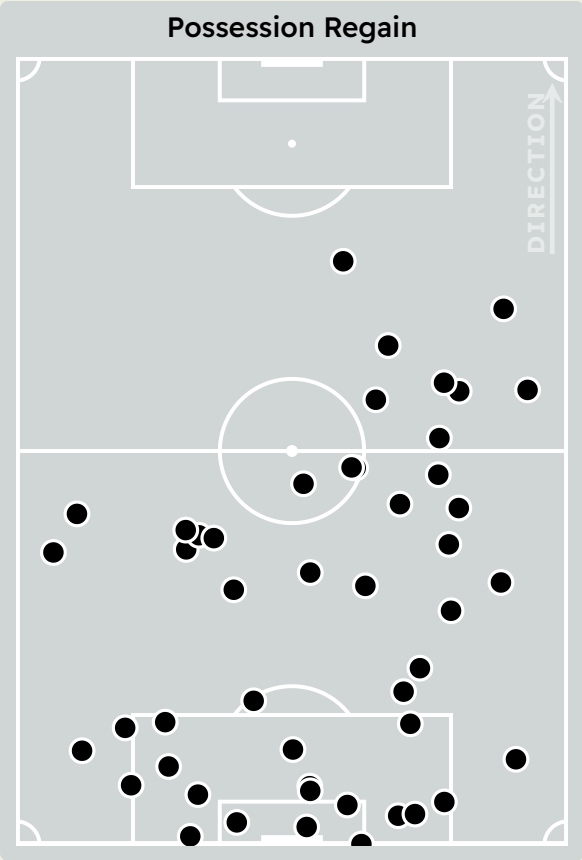
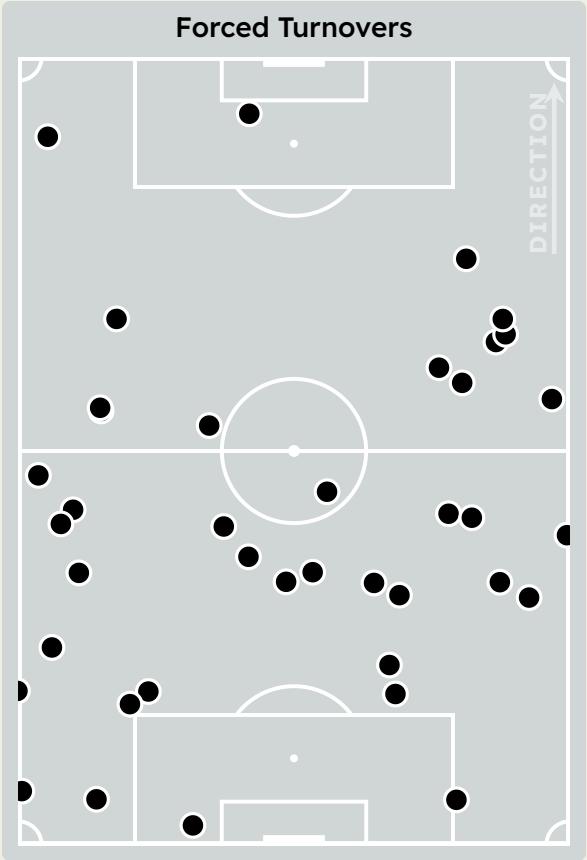
Interceptions

35

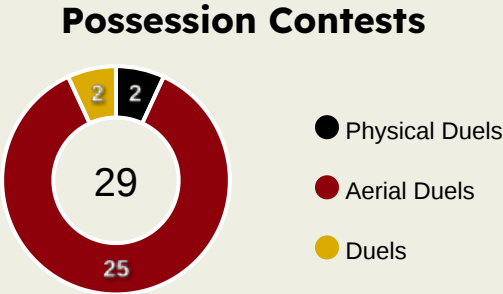
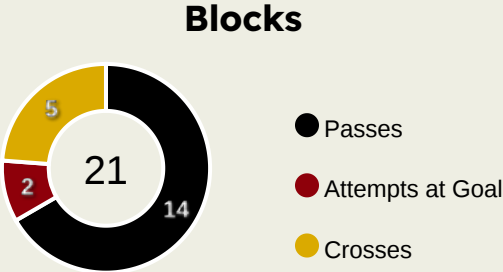
Tackles

3.21

Possession Actions / Defensive Action



Espérance de Tunisie



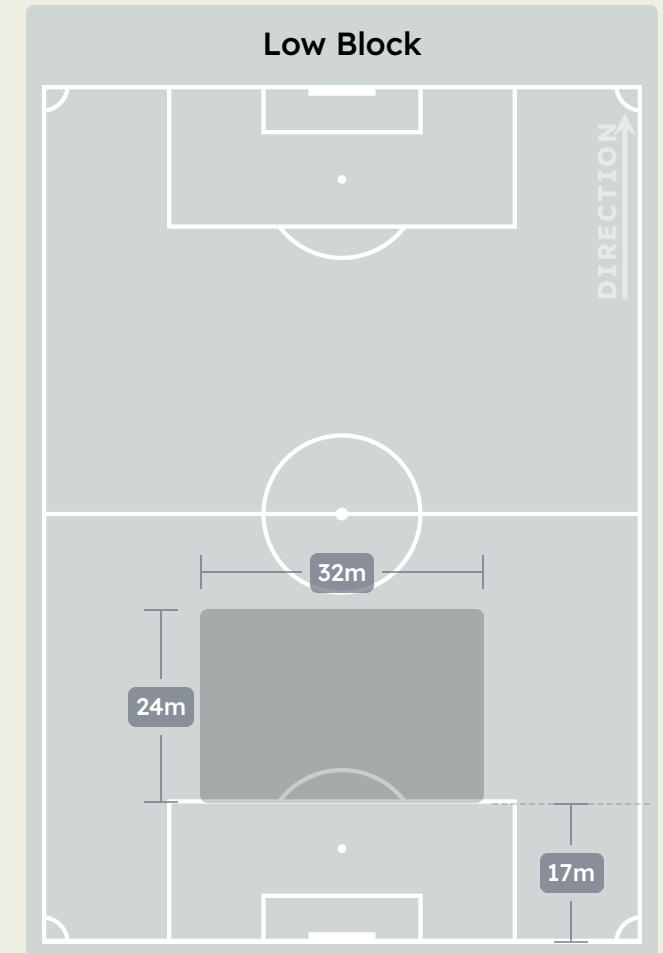
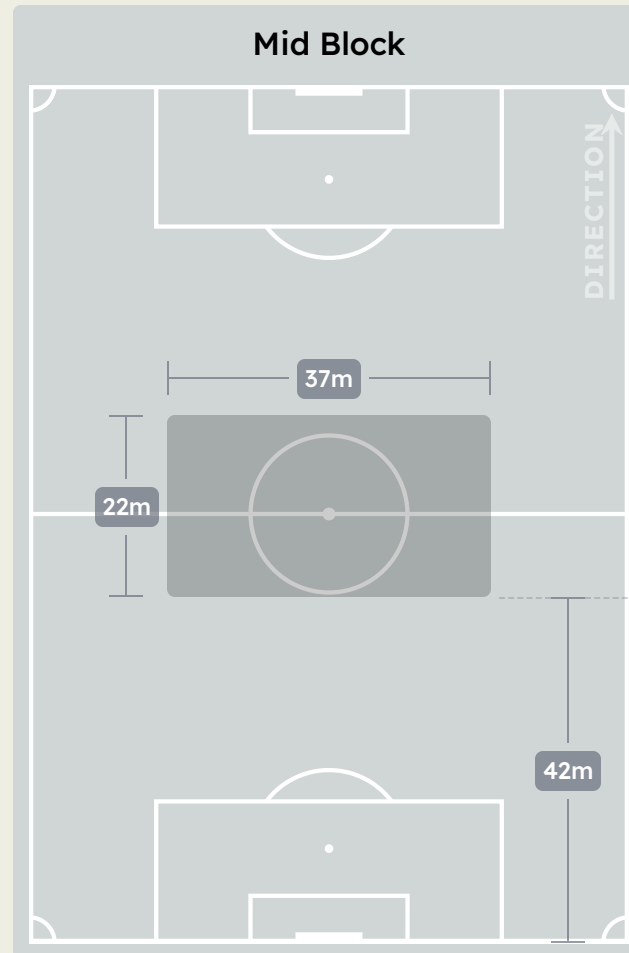
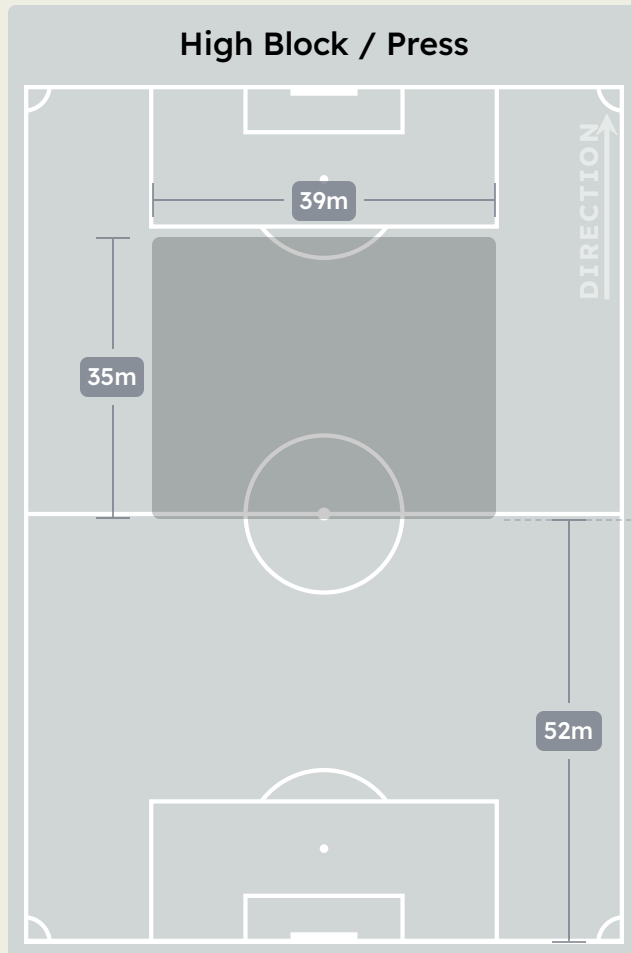
Most Possession Regains

12

Yassine MERIAH
RIGHT CENTRE BACK

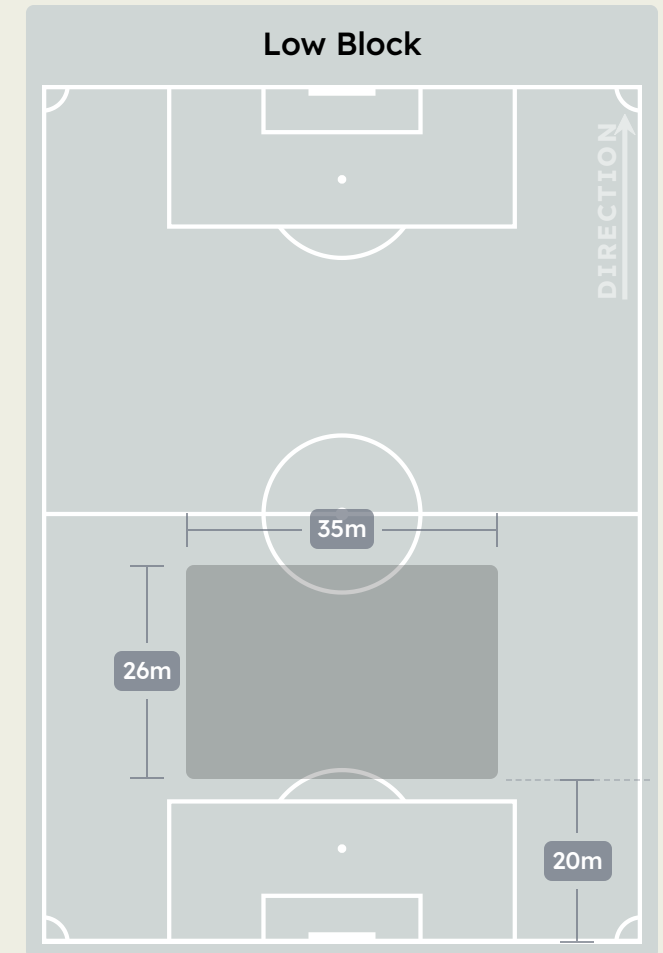
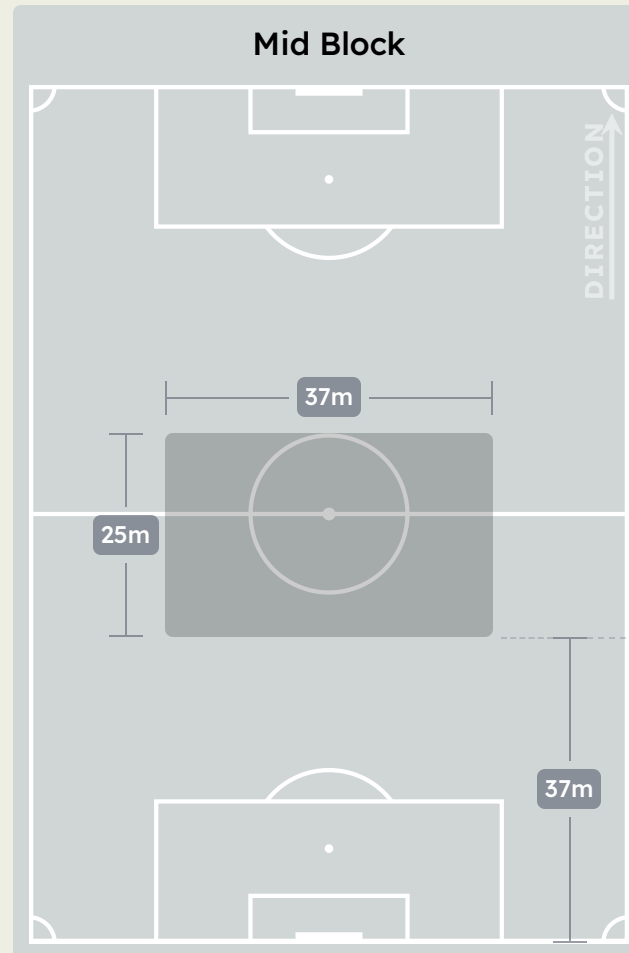
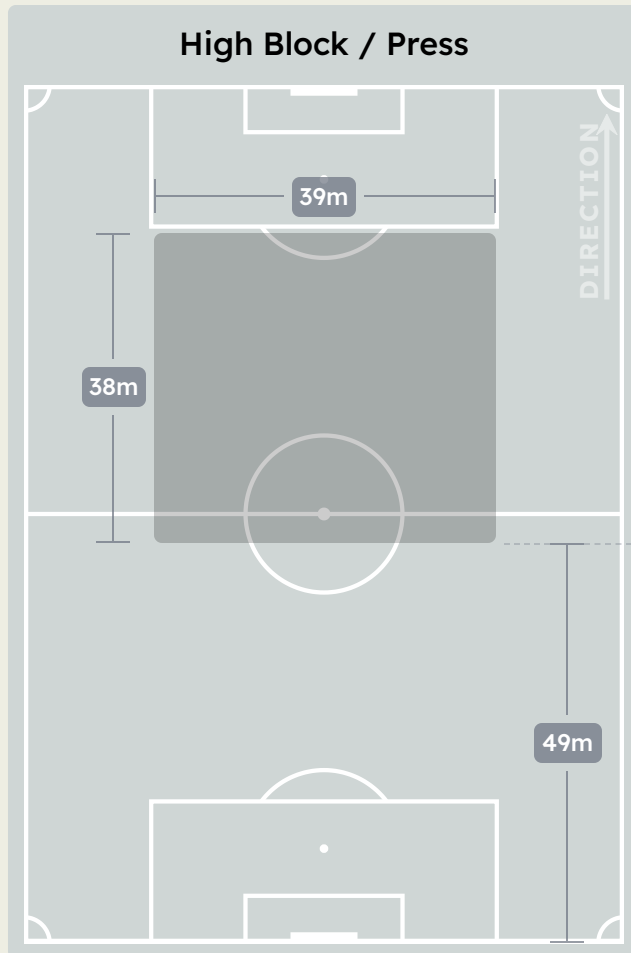
#	Player	Total Possession Regains
32	Bechir BEN SAID	6
2	Mohamed BEN ALI	5
5	Yassine MERIAH	12
9	RODRIGO RODRIGUES	1
10	YAN SASSE	1
11	Youssef BELAILI	0
14	Onuche OGBELU	1
15	Mohamed Amine TOUGAI	4
20	Mohamed Amine BEN HMIDA	4
36	Chiheb JBELI	0
38	Khalil GUENICHI	4
4	Mohamed Wael DERBALI	1
13	Raed BOUCHNIBA	0
19	Achraf JABRI	1
21	Abdramane KONATE	2
24	Elias MOKWANA	2

Defensive Line Height & Team Length



Defensive Line Height & Team Length

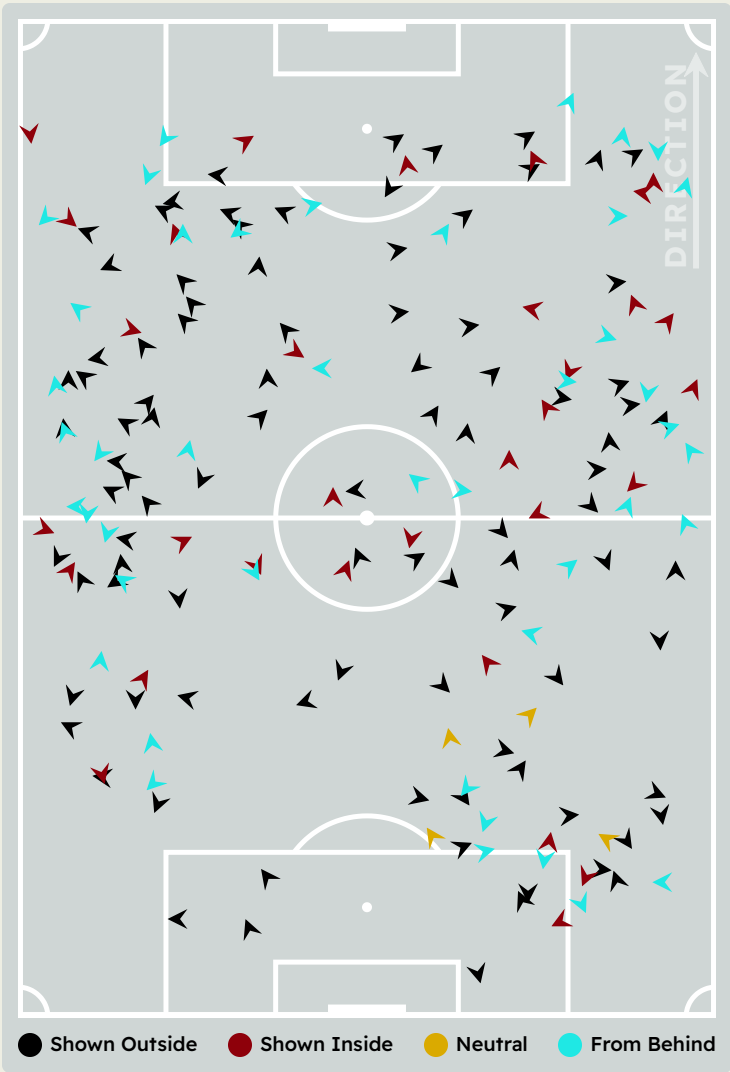
Espérance de Tunisie



Defensive Pressure



CR Flamengo



173	Total Pressures	330
52	Direct Pressures	54
1.41s	Avg Pressure Duration	1.37s
41	Forced Turnovers	39
10.77s	Ball Recovery Time	22.2s
76	Pushing on into Pressing	129
142	Pushing on	272
32	Pressing Direction Inside	63
94	Pressing Direction Outside	169

Most Direct Pressures

11


Guillermo VARELA
RIGHT BACK

Most Direct Pressures

10

Onuche OGBELU
DEFENSIVE MIDFIELD CENTRE
LEFT

Espérance de Tunisie





GOALKEEPING



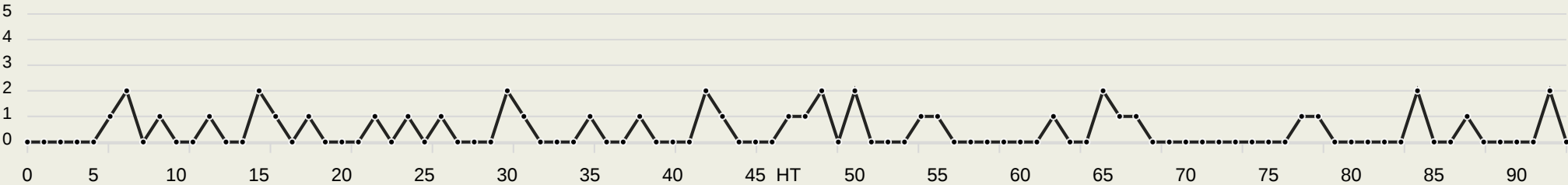
CR Flamengo v Espérance de Tunisie

Goalkeeping Involvement



CR Flamengo

CR Flamengo GK Involvement Timeline



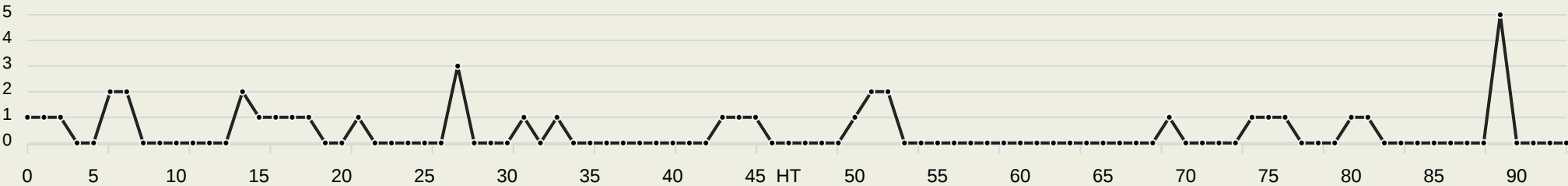
41

Total Involvements



Espérance de Tunisie

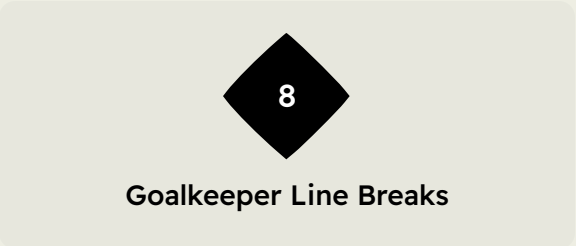
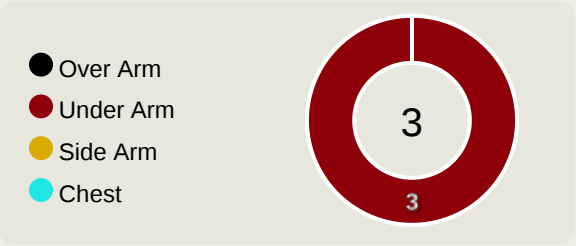
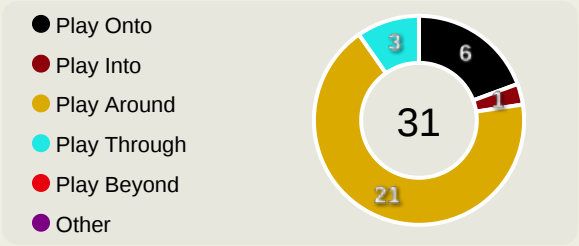
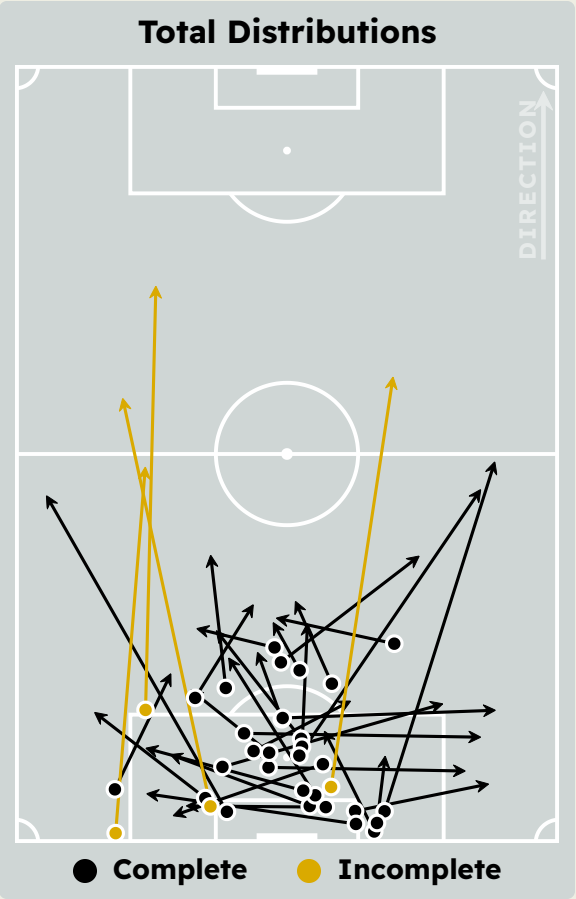
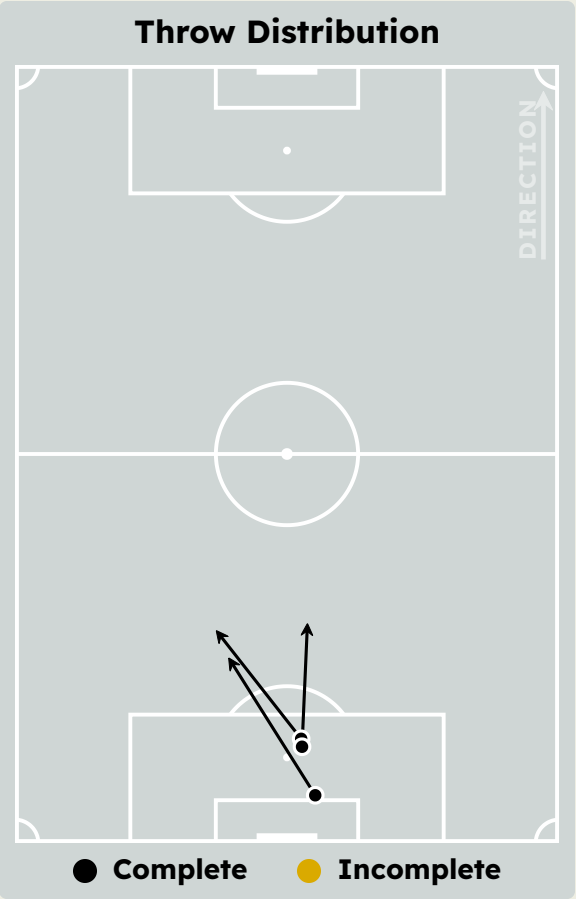
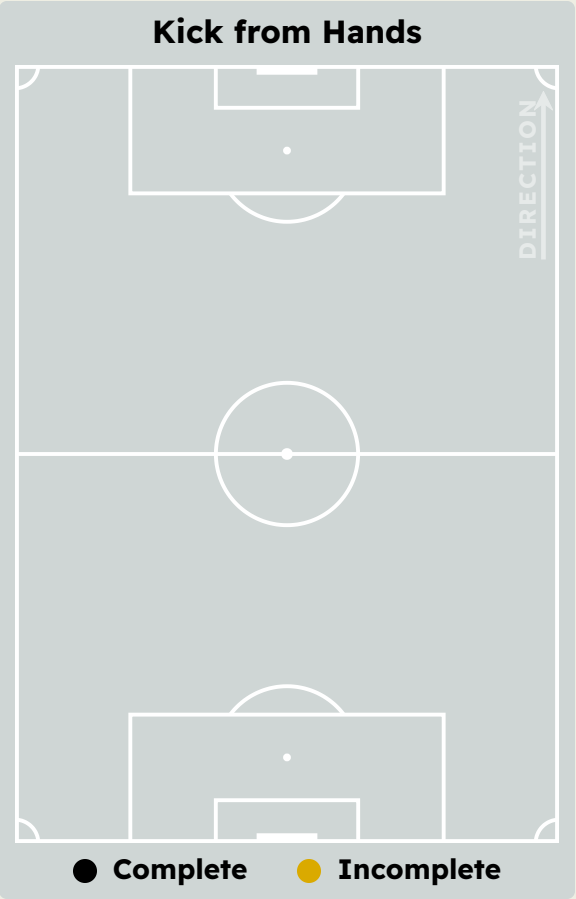
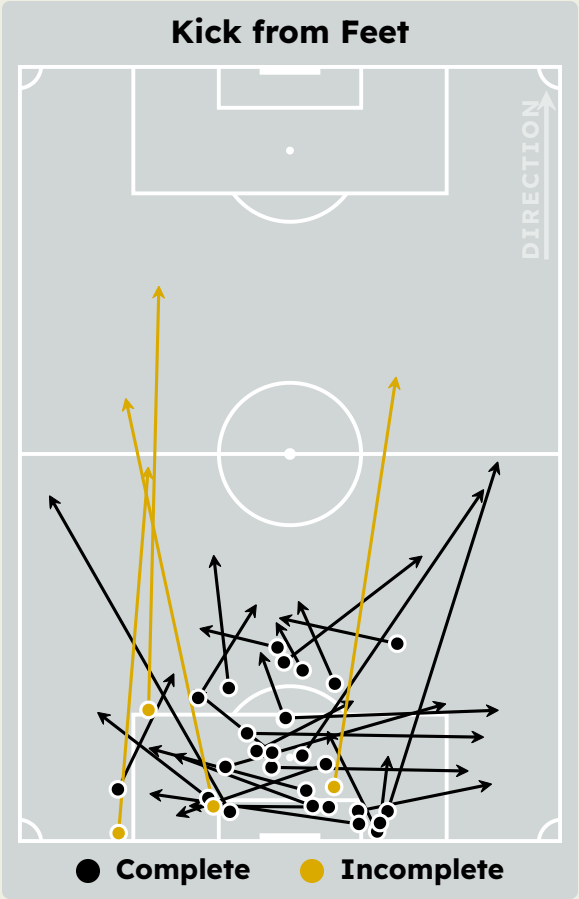
Espérance de Tunisie GK Involvement Timeline



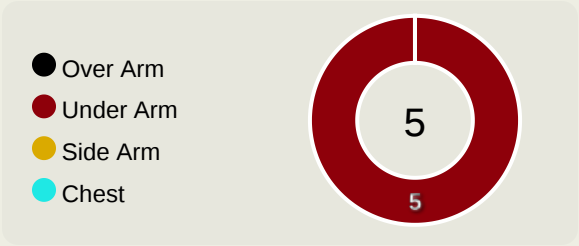
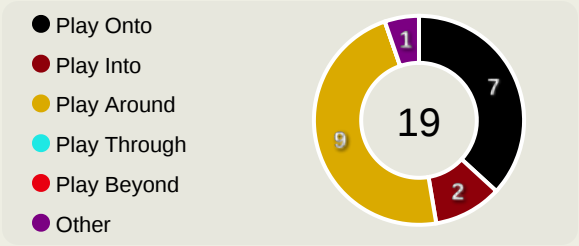
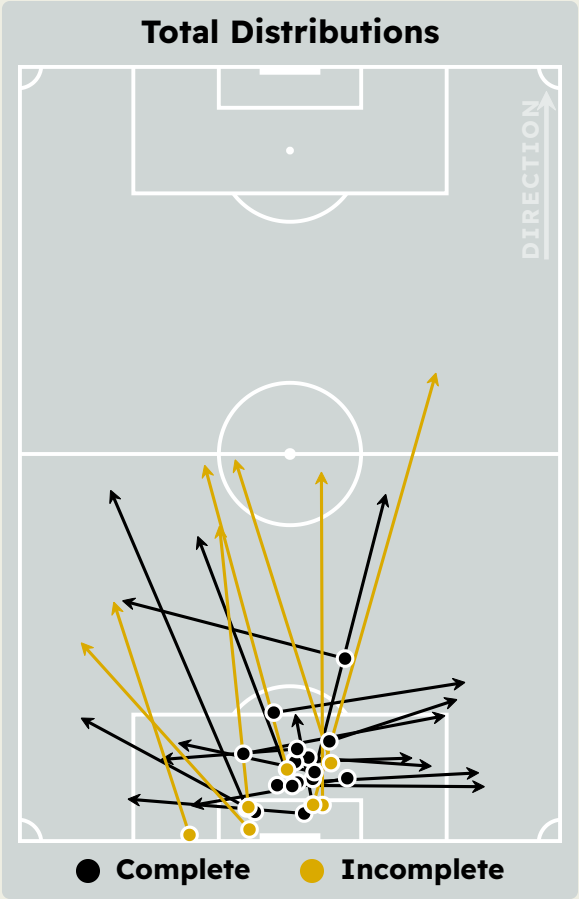
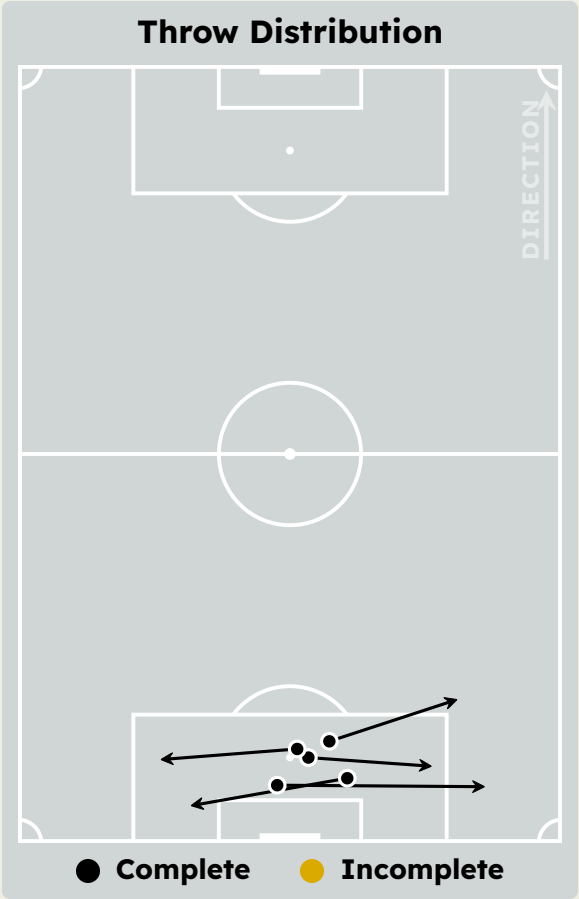
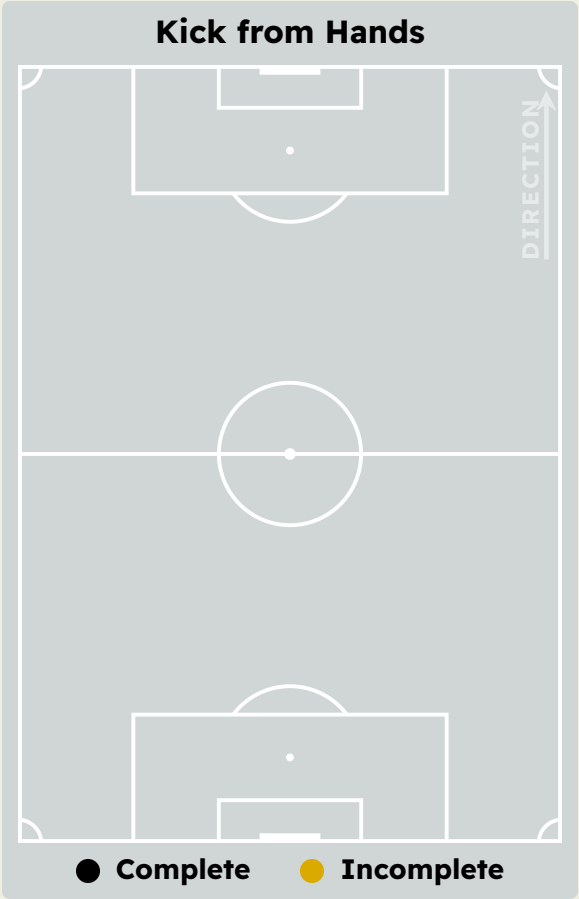
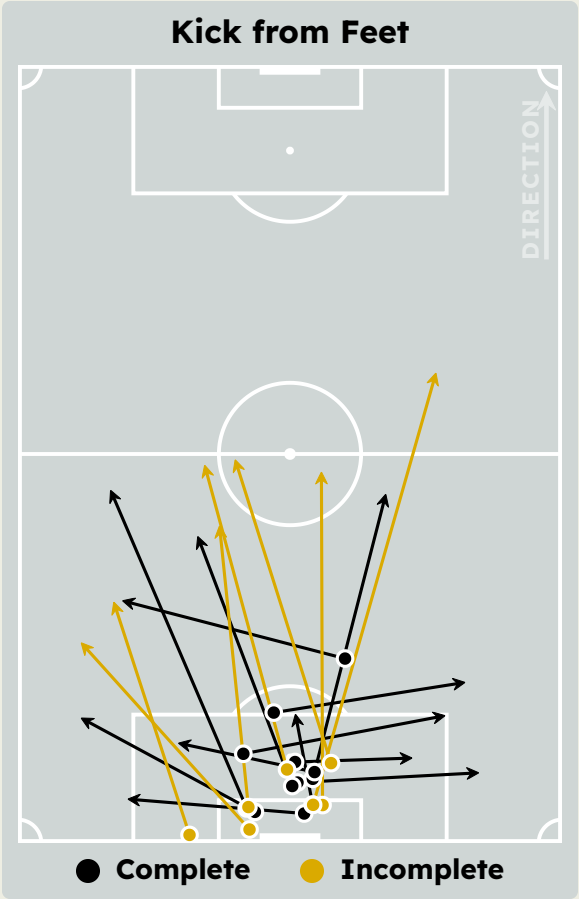
38

Total Involvements

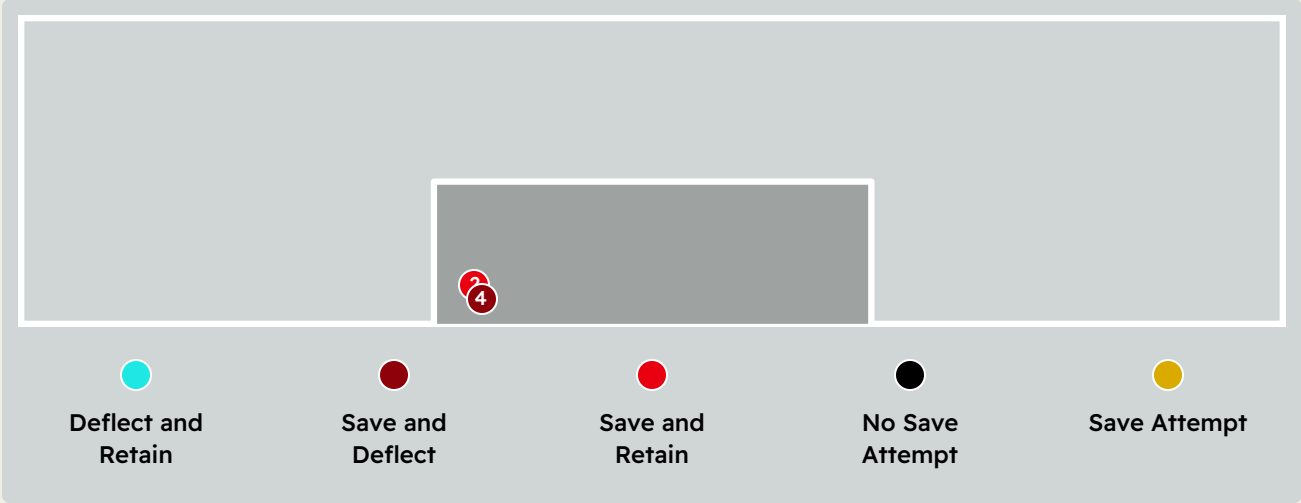
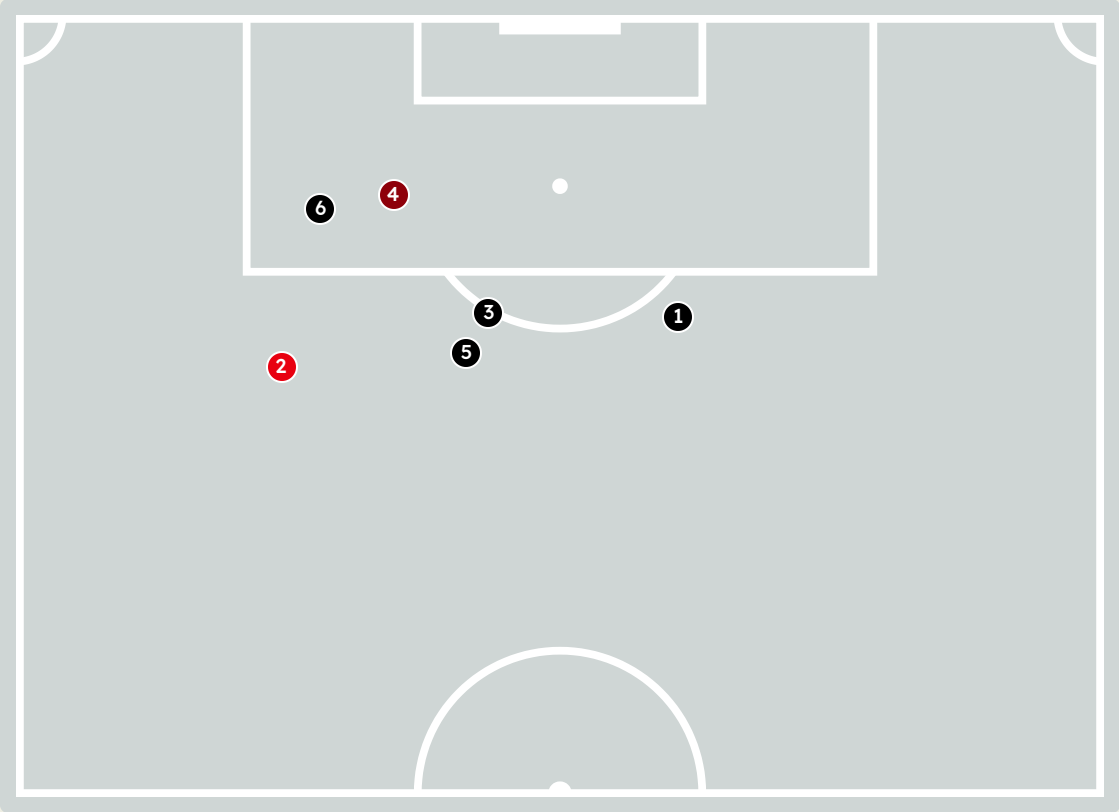
Goalkeeping Distribution



Goalkeeping Distribution



Goal Prevention



Intervention Type



- Deflect & Retain (Cyan circle)
- Save & Deflect (Dark red circle)
- Save & Retain (Red circle)
- No Save Attempt (Black circle)
- Save Attempt (Yellow circle)

Intervention Body Type



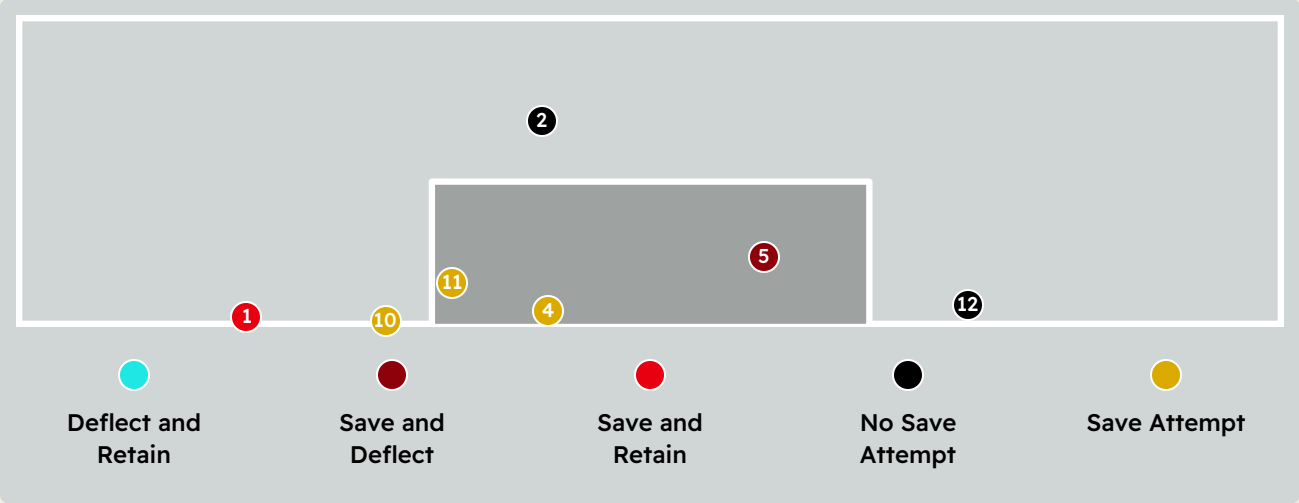
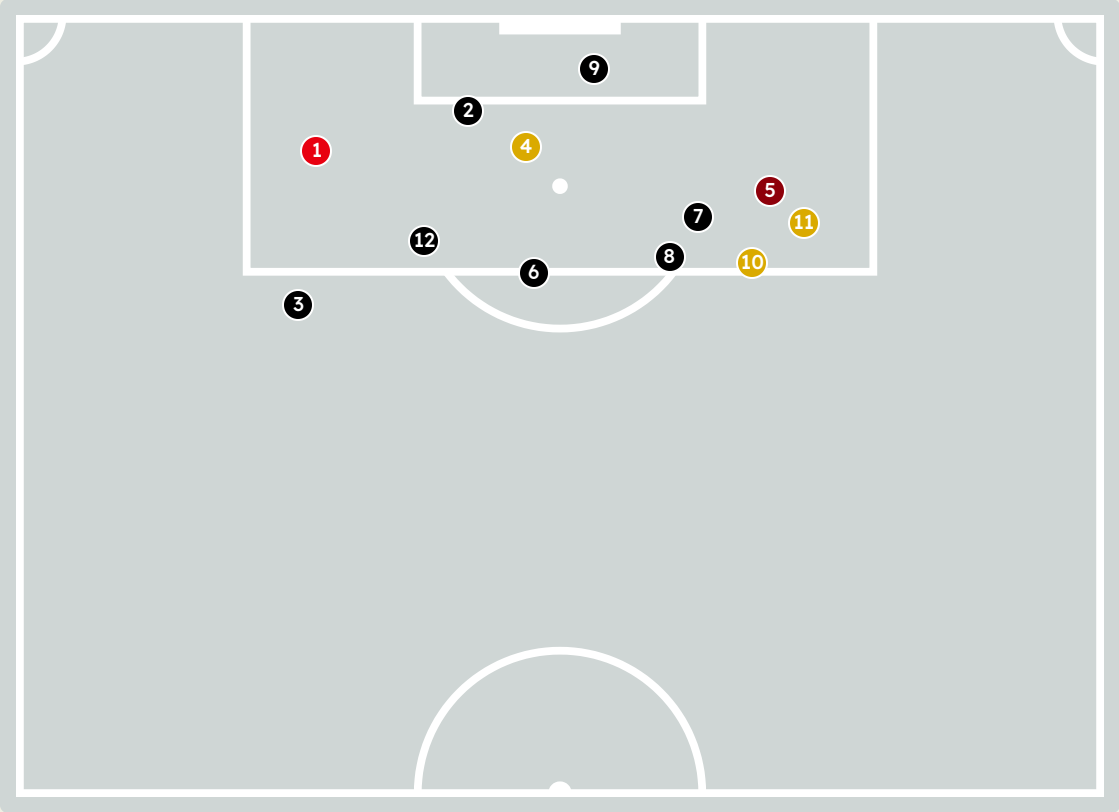
- Head (Black circle)
- Hands (Dark red circle)
- Upper Body (Yellow circle)
- Lower Body (Cyan circle)
- Feet (Red circle)

6
Total Attempts on Goal Faced

100
Save %

Total Attempts on Goal Faced	Total Goal Interventions	Save & Retain	Deflect & Retain	Save & Deflect	Save Attempt	No Save Attempt
6	2	1	0	1	0	4

Goal Prevention

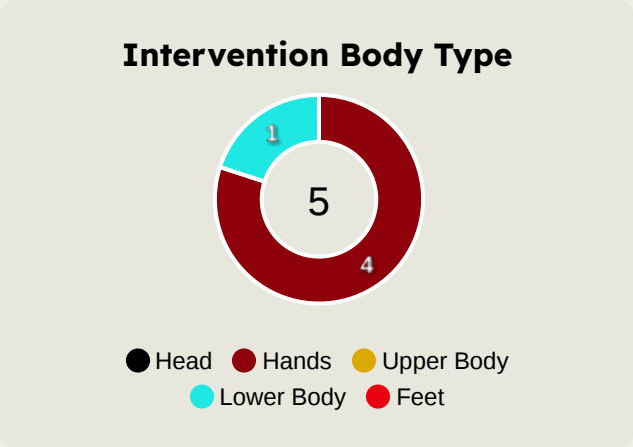
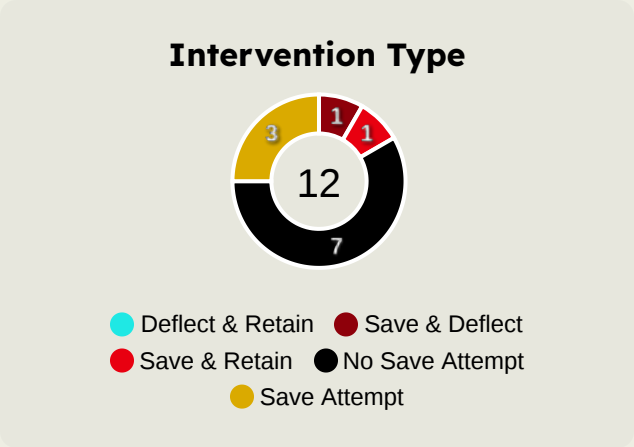


12

Total Attempts on Goal Faced

33

Save %



Total Attempts on Goal Faced	Total Goal Interventions	Save & Retain	Deflect & Retain	Save & Deflect	Save Attempt	No Save Attempt
12	2	1	0	1	3	7

Aerial Control



0

Total Interventions

0

Complete

0

Punches

0

Incomplete

0

Complete

0

Claims

0

Incomplete

0

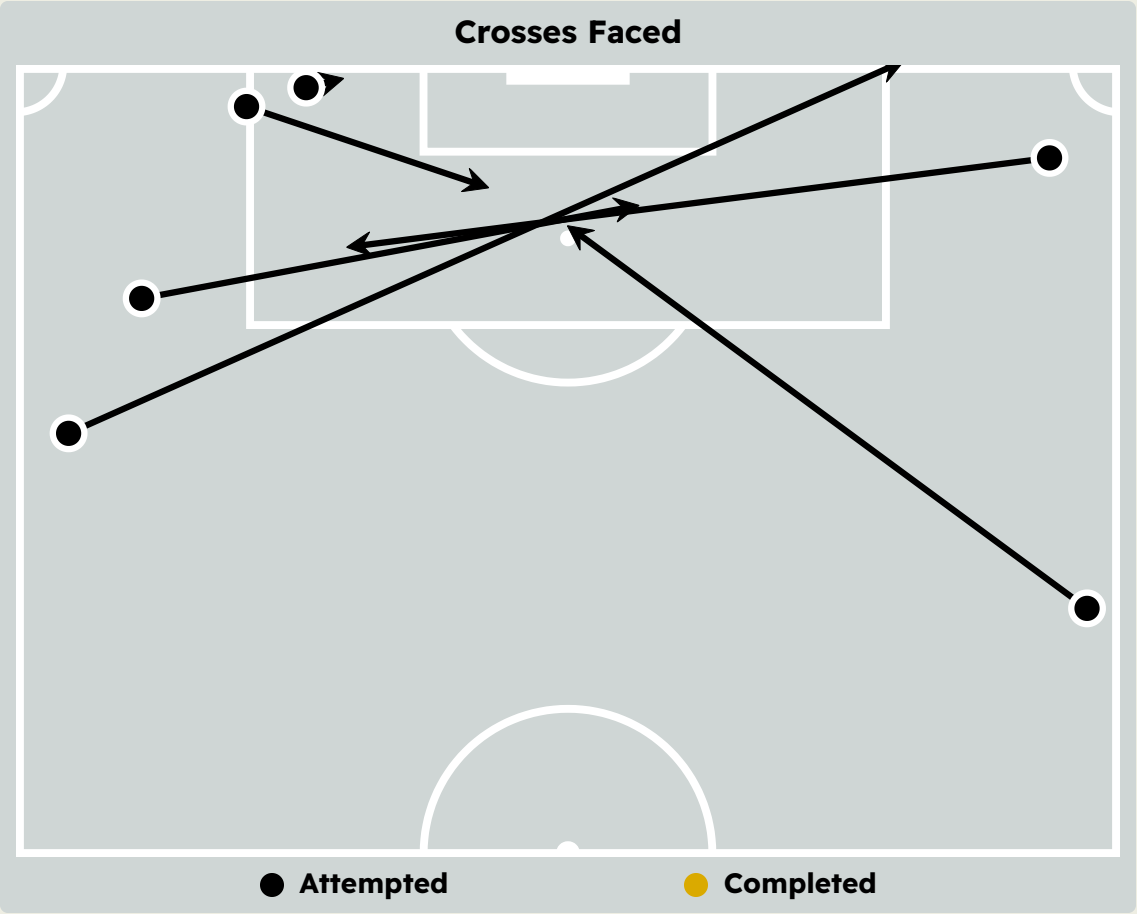
Complete

0

Tipped/Palmed

0

Incomplete



Delivery Types Faced

Total	In Swing	Out Swing	Driven	Lofted	Cutback	Push
9	1	4	1	2	1	0

Aerial Control

1

Total Interventions

1

Complete

1

Punches

0

Incomplete

0

Complete

0

Claims

0

Incomplete

0

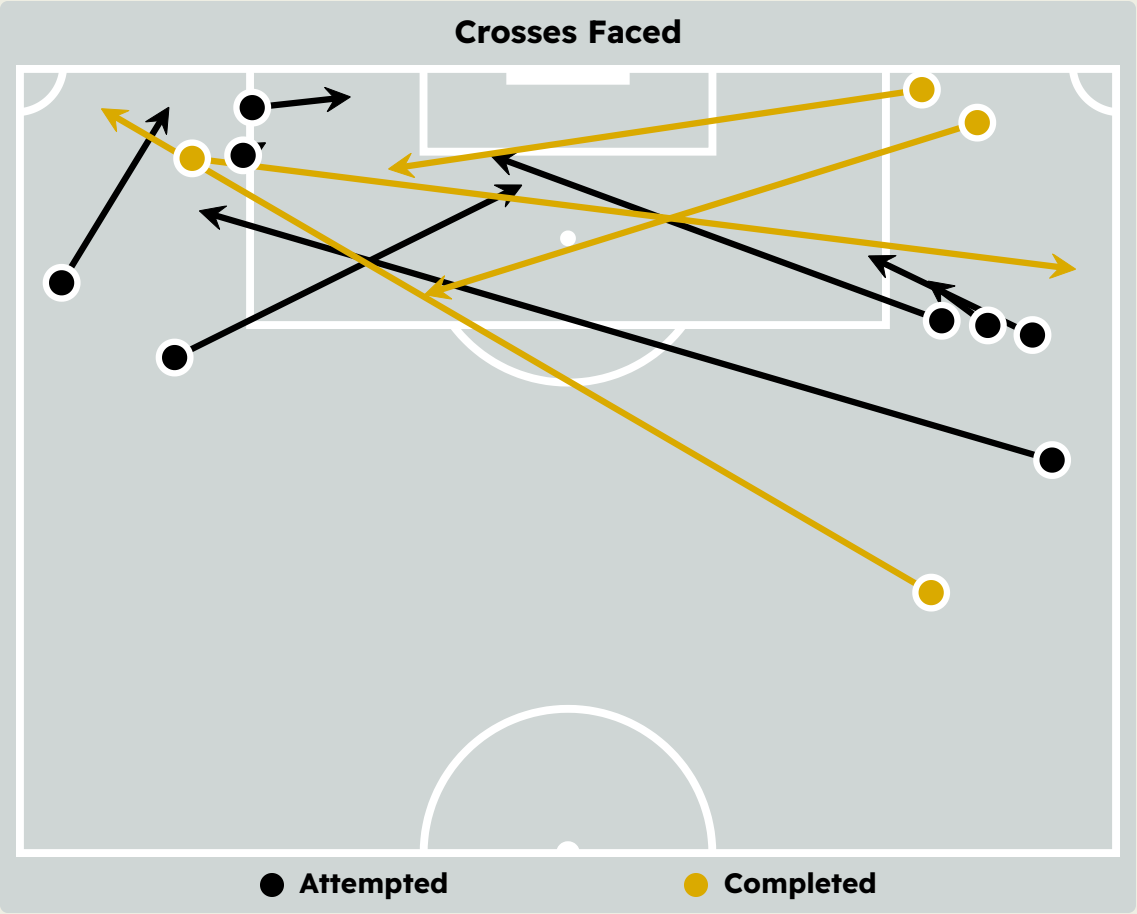
Complete

0

Tipped/Palmed

0

Incomplete



Delivery Types Faced

Total	In Swing	Out Swing	Driven	Lofted	Cutback	Push
16	3	10	~	~	2	1



SET PLAYS



CR Flamengo v Espérance de Tunisie

Set Plays



Free Kicks	
Type	Total
Direct	18
Direct (on target)	⌵
Direct (off target)	⌵
Indirect	4

Corners			
Delivery Type	From Left Side	From Right Side	Total
Direct to Area	2	1	3
Short	⌵	⌵	⌵

Edge of Penalty Area	⌵	⌵	⌵
----------------------	---	---	---

Corners	
Delivery Style	Total
Inswing	1
Outswing	2
Driven	⌵
Lofted	⌵

Set Plays

33

Total Set Plays

19

Total Free Kicks

0

Total Penalties

3

Total Corners

11

Total Throw Ins

Free Kicks	
Type	Total
Direct	19
Direct (on target)	0
Direct (off target)	0
Indirect	0

Espérance de Tunisie



Corners			
Delivery Type	From Left Side	From Right Side	Total
Direct to Area	2	0	2
Short	1	0	1
Edge of Penalty Area	0	0	0

Corners	
Delivery Style	Total
Inswing	0
Outswing	0
Driven	1
Lofted	1



INDIVIDUAL DATA IN POSSESSION



CR Flamengo v Espérance de Tunisie

In Possession - Distributions



#	Player	Passes Attempted	Passes Completed	Pass Completion %	Switches of Play	Crosses Attempted	Crosses Completed	Line Breaks Attempted	Line Breaks Completed	Line Break Completion %	Ball Progressions	Take Ons	Step Ins	Attempts at Goal	Goals
1	Agustin ROSSI	34	30	88%	↵	↵	↵	8	4	50%	↵	↵	↵	↵	↵
2	Guillermo VARELA	48	44	92%	↵	4	1	3	3	100%	1	1	↵	↵	↵
3	LEO ORTIZ	80	72	90%	↵	1	1	27	22	81%	↵	↵	↵	1	↵
4	LEO PEREIRA	119	113	95%	↵	↵	↵	26	23	88%	1	↵	1	↵	↵
5	Erick PULGAR	104	100	96%	↵	↵	↵	17	15	88%	↵	↵	↵	↵	↵
6	AYRTON LUCAS	65	62	95%	1	2	1	10	10	100%	4	1	3	2	↵
7	LUIZ ARAUJO	43	39	91%	↵	7	3	8	2	25%	2	2	↵	2	1
8	GERSON	40	34	85%	↵	1	↵	13	10	77%	3	2	1	1	↵
9	PEDRO	10	9	90%	↵	↵	↵	1	1	100%	1	1	↵	3	↵
10	Giorgian DE ARRASCAETA	24	19	79%	↵	1	1	8	6	75%	1	1	↵	2	1
21	JORGINHO	101	96	95%	↵	↵	↵	35	31	89%	1	↵	1	1	↵
11	EVERTON	1	↵	↵ /	↵	↵	↵	↵	↵	↵ /	↵	↵	↵	↵	↵
27	BRUNO HENRIQUE	8	7	88%	↵	↵	↵	1	1	100%	1	1	↵	↵	↵
29	ALLAN	19	18	95%	↵	↵	↵	4	4	100%	2	↵	2	↵	↵
30	MICHAEL	6	4	67%	↵	↵	↵	1	↵	↵ /	↵	↵	↵	↵	↵
50	Gonzalo PLATA	8	7	88%	↵	↵	↵	3	2	67%	2	2	↵	↵	↵

In Possession - Offers & Receptions



			Offer movement types						
#	Player	Total Offers	In Front	In Between	Out to In	In to Out	In Behind	No Movement	Offers Received
1	Agustin ROSSI	11	⌵	⌵	⌵	⌵	⌵	11	7
2	Guillermo VARELA	31	5	1	1	⌵	17	7	7
3	LEO ORTIZ	13	3	⌵	1	⌵	⌵	9	6
4	LEO PEREIRA	33	8	⌵	⌵	⌵	⌵	25	15
5	Erick PULGAR	42	22	7	⌵	⌵	1	12	24
6	AYRTON LUCAS	51	14	2	2	⌵	10	23	19
7	LUIZ ARAUJO	33	13	9	2	⌵	3	6	13
8	GERSON	28	1	11	1	1	9	5	8
9	PEDRO	32	⌵	13	2	1	15	1	4
10	Giorgian DE ARRASCAETA	23	6	12	1	⌵	3	1	12
21	JORGINHO	23	17	4	⌵	1	⌵	1	20
11	EVERTON	1	⌵	⌵	⌵	⌵	⌵	1	1
27	BRUNO HENRIQUE	8	⌵	2	1	⌵	3	2	2
29	ALLAN	2	1	1	⌵	⌵	⌵	⌵	⌵
30	MICHAEL	6	⌵	⌵	⌵	⌵	4	2	2
50	Gonzalo PLATA	11	⌵	4	1	2	4	⌵	5

In Possession - Distributions



#	Player	Passes Attempted	Passes Completed	Pass Completion %	Switches of Play	Crosses Attempted	Crosses Completed	Line Breaks Attempted	Line Breaks Completed	Line Break Completion %	Ball Progressions	Take Ons	Step Ins	Attempts at Goal	Goals
32	Bechir BEN SAID	24	17	71%	⌵	⌵	⌵	9	3	33%	⌵	⌵	⌵	⌵	⌵
2	Mohamed BEN ALI	29	18	62%	⌵	1	⌵	9	3	33%	⌵	⌵	⌵	⌵	⌵
5	Yassine MERIAH	47	39	83%	1	⌵	⌵	17	12	71%	1	1	⌵	⌵	⌵
9	RODRIGO RODRIGUES	11	9	82%	⌵	1	⌵	⌵	⌵	⌵ / ⌵	⌵	⌵	⌵	1	⌵
10	YAN SASSE	9	9	100%	⌵	⌵	⌵	1	1	100%	1	1	⌵	⌵	⌵
11	Youssef BELAILI	32	24	75%	1	3	⌵	8	4	50%	7	5	2	4	⌵
14	Onuche OGBELU	33	26	79%	2	⌵	⌵	9	7	78%	⌵	⌵	⌵	⌵	⌵
15	Mohamed Amine TOUGAI	31	28	90%	⌵	⌵	⌵	7	5	71%	⌵	⌵	⌵	⌵	⌵
20	Mohamed Amine BEN HMIDA	39	30	77%	⌵	2	⌵	21	16	76%	2	⌵	2	1	⌵
36	Chiheb JBELI	11	10	91%	⌵	⌵	⌵	2	2	100%	2	2	⌵	⌵	⌵
38	Khalil GUENICHI	9	7	78%	⌵	1	⌵	3	2	67%	2	1	1	⌵	⌵
4	Mohamed Wael DERBALI	12	10	83%	1	⌵	⌵	1	⌵	⌵ / ⌵	⌵	⌵	⌵	⌵	⌵
13	Raed BOUCHNIBA	8	7	88%	⌵	⌵	⌵	2	1	50%	⌵	⌵	⌵	⌵	⌵
19	Achraf JABRI	6	5	83%	⌵	⌵	⌵	1	1	100%	⌵	⌵	⌵	⌵	⌵
21	Abdramane KONATE	17	16	94%	⌵	1	⌵	3	3	100%	1	⌵	1	⌵	⌵
24	Elias MOKWANA	7	6	86%	⌵	⌵	⌵	1	1	100%	1	1	⌵	⌵	⌵

In Possession - Offers & Receptions



			Offer movement types						
#	Player	Total Offers	In Front	In Between	Out to In	In to Out	In Behind	No Movement	Offers Received
32	Bechir BEN SAID	8	⌵	⌵	⌵	⌵	⌵	8	5
2	Mohamed BEN ALI	12	5	⌵	⌵	⌵	3	4	6
5	Yassine MERIAH	22	⌵	⌵	⌵	⌵	2	20	11
9	RODRIGO RODRIGUES	13	⌵	1	⌵	1	10	1	2
10	YAN SASSE	6	1	⌵	⌵	⌵	1	4	2
11	Youcef BELAILI	29	4	4	2	⌵	14	5	15
14	Onuche OGBELU	34	17	5	2	1	⌵	9	10
15	Mohamed Amine TOUGAI	10	⌵	⌵	⌵	⌵	⌵	10	7
20	Mohamed Amine BEN HMIDA	33	13	2	⌵	1	3	14	16
36	Chiheb JBELI	29	6	9	1	2	4	7	5
38	Khalil GUENICHI	5	⌵	2	⌵	⌵	⌵	3	1
4	Mohamed Wael DERBALI	10	2	4	⌵	1	2	1	3
13	Raed BOUCHNIBA	11	1	2	1	⌵	2	5	2
19	Achraf JABRI	16	⌵	3	⌵	⌵	13	⌵	4
21	Abdramane KONATE	22	4	5	⌵	4	4	5	5
24	Elias MOKWANA	3	⌵	⌵	1	⌵	1	1	⌵



INDIVIDUAL DATA OUT OF POSSESSION



CR Flamengo v Espérance de Tunisie

Out of Possession



#	Player	Tackles Made / Won	Blocks	Interceptions	Pressing Direct	Pressing Indirect	Duels Won - Aerial	Duels Won - Physical	Possession Contests won	Clearances	Loose Ball Receptions	Pushing On	Pushing On into Pressing	Possession Regains	Possession Interrupted
1	Agustin ROSSI	⌵ / ⌵	⌵	⌵	⌵	⌵	⌵	⌵	⌵	⌵	1	⌵	⌵	3	⌵
2	Guillermo VARELA	10 / 3	2	⌵	11	7	1	⌵	1	2	3	5	2	5	7
3	LEO ORTIZ	1 / 0	1	4	3	4	1	⌵	1	1	3	3	1	6	1
4	LEO PEREIRA	1 / 1	2	3	⌵	⌵	4	⌵	4	3	6	3	⌵	9	1
5	Erick PULGAR	6 / 2	3	1	5	7	1	⌵	1	2	8	11	2	5	2
6	AYRTON LUCAS	3 / 0	1	2	8	5	3	⌵	3	3	3	22	7	4	6
7	LUIZ ARAUJO	5 / 1	1	1	6	20	1	⌵	1	⌵	6	13	10	3	2
8	GERSON	⌵ / ⌵	⌵	⌵	3	10	2	1	3	⌵	4	10	8	1	⌵
9	PEDRO	2 / 0	1	⌵	4	10	1	⌵	1	⌵	2	17	8	⌵	2
10	Giorgian DE ARRASCAETA	2 / 1	1	⌵	2	18	⌵	1	1	⌵	3	18	10	3	⌵
21	JORGINHO	1 / 1	1	2	3	11	⌵	⌵	⌵	⌵	4	9	8	3	1
11	EVERTON	⌵ / ⌵	⌵	⌵	⌵	1	⌵	⌵	⌵	⌵	⌵	1	1	⌵	⌵
27	BRUNO HENRIQUE	⌵ / ⌵	1	⌵	2	10	2	⌵	2	1	1	8	6	⌵	1
29	ALLAN	⌵ / ⌵	⌵	1	⌵	4	⌵	⌵	⌵	1	⌵	2	1	2	⌵
30	MICHAEL	⌵ / ⌵	⌵	1	2	10	⌵	⌵	⌵	1	1	10	7	1	1
50	Gonzalo PLATA	3 / 0	⌵	⌵	3	4	1	⌵	1	2	1	10	5	⌵	4

Out of Possession



#	Player	Tackles Made / Won	Blocks	Interceptions	Pressing Direct	Pressing Indirect	Duels Won - Aerial	Duels Won - Physical	Possession Contests won	Clearances	Loose Ball Receptions	Pushing On	Pushing On into Pressing	Possession Regains	Possession Interrupted
32	Bechir BEN SAID	⌵ / ⌵	⌵	⌵	⌵	⌵	⌵	⌵	⌵	⌵	3	⌵	⌵	6	⌵
2	Mohamed BEN ALI	6 / 2	4	1	9	18	⌵	⌵	⌵	2	6	38	18	5	3
5	Yassine MERIAH	3 / 1	2	3	3	3	3	⌵	3	7	6	21	3	12	5
9	RODRIGO RODRIGUES	⌵ / ⌵	⌵	⌵	2	49	1	⌵	1	1	3	25	18	1	⌵
10	YAN SASSE	2 / 0	1	1	1	9	1	⌵	1	1	2	9	6	1	⌵
11	Youssef BELAILI	4 / 0	3	⌵	5	31	1	⌵	2	⌵	5	12	10	⌵	2
14	Onuche OGBELU	10 / 0	2	1	10	34	⌵	⌵	⌵	3	11	44	17	1	7
15	Mohamed Amine TOUGAI	2 / 0	1	2	1	7	⌵	⌵	1	1	2	7	3	4	2
20	Mohamed Amine BEN HMIDA	2 / 1	4	2	3	19	⌵	⌵	⌵	1	4	28	11	4	2
36	Chiheb JBELI	⌵ / ⌵	⌵	1	5	41	1	⌵	1	⌵	2	16	6	⌵	1
38	Khalil GUENICHI	2 / 2	3	⌵	5	15	1	⌵	1	⌵	4	22	11	4	⌵
4	Mohamed Wael DERBALI	⌵ / ⌵	⌵	⌵	2	4	⌵	⌵	⌵	⌵	2	8	3	1	⌵
13	Raed BOUCHNIBA	1 / 0	⌵	⌵	⌵	⌵	⌵	⌵	⌵	⌵	⌵	1	⌵	⌵	⌵
19	Achraf JABRI	⌵ / ⌵	2	⌵	⌵	13	⌵	⌵	⌵	⌵	1	10	4	1	⌵
21	Abdramane KONATE	1 / 0	1	1	4	14	⌵	⌵	⌵	⌵	2	10	6	2	1
24	Elias MOKWANA	2 / 0	⌵	⌵	4	19	⌵	⌵	⌵	1	4	21	13	2	1



INDIVIDUAL DATA PHYSICAL



CR Flamengo v Espérance de Tunisie

#	Player	Total Distance (m)	Zone 1: 0-7 km/h (m)	Zone 2: 7-15 km/h (m)	Zone 3: 15-20 km/h (m)	Zone 4: 20-25 km/h (m)	Zone 5: 25+ km/h (m)	High Speed Runs (Zone 4)	Sprints (Zone 5)	Top Speed (km/h)
1	Agustin ROSSI	4700.6	3708.6	889.8	73.8	28.4	0	6.0	4.0	22.8
2	Guillermo VARELA	10408.7	3797.9	4106.6	1360.3	829.4	314.5	127.0	69.0	32.1
3	LEO ORTIZ	8864.1	3830.5	3504.3	936.0	440.3	153.0	74.0	34.0	31.2
4	LEO PEREIRA	9701.2	3740.7	4097.2	1181.8	438.7	242.7	97.0	36.0	31.2
5	Erick PULGAR	11108.5	3088.2	5699.9	1733.0	452.0	135.3	159.0	36.0	30.4
6	AYRTON LUCAS	10383.0	3839.0	4260.9	1268.9	708.8	305.4	111.0	59.0	34.8
7	LUIZ ARAUJO	10714.3	4196.2	4002.7	1607.4	590.4	317.5	129.0	51.0	33.7
8	GERSON	7184.9	2823.4	2750.7	1010.5	439.9	160.4	87.0	42.0	31.7
9	PEDRO	7180.2	3113.8	2772.6	858.8	362.4	72.5	88.0	28.0	28.1
10	Giorgian DE ARRASCAETA	8726.9	3011.1	4075.3	1140.4	417.8	82.3	103.0	34.0	32.0
21	JORGINHO	9280.3	2514.0	4738.6	1744.6	272.4	10.6	145.0	22.0	26.3
11	EVERTON	328.3	98.8	103.2	89.2	37.1	0	10.0	3.0	22.9
27	BRUNO HENRIQUE	2859.8	1138.4	1014.9	337.7	224.6	144.2	31.0	21.0	35.2
29	ALLAN	2408.4	563.3	1093.4	563.0	188.6	0	53.0	13.0	24.8
30	MICHAEL	2349.2	797.5	879.1	318.1	188.8	165.7	28.0	15.0	30.4
50	Gonzalo PLATA	3178.1	1049.5	1433.1	442.1	209.0	44.4	40.0	16.0	29.2

Physical Data



#	Player	Total Distance (m)	Zone 1: 0-7 km/h (m)	Zone 2: 7-15 km/h (m)	Zone 3: 15-20 km/h (m)	Zone 4: 20-25 km/h (m)	Zone 5: 25+ km/h (m)	High Speed Runs (Zone 4)	Sprints (Zone 5)	Top Speed (km/h)
32	Bechir BEN SAID	4843.1	4070.9	695.6	53.3	23.2	0.0	6.0	2.0	22.7
2	Mohamed BEN ALI	8712.6	3431.5	3522.6	1016.7	505.9	235.9	89.0	41.0	31.9
5	Yassine MERIAH	9289.1	3583.5	4497.4	791.5	334.0	82.6	74.0	24.0	29.4
9	RODRIGO RODRIGUES	8708.3	2814.8	3904.8	1359.3	515.8	113.6	117.0	37.0	30.6
10	YAN SASSE	5305.8	2197.0	1618.1	926.1	438.7	125.9	81.0	37.0	30.5
11	Youcef BELAILI	8352.0	3772.1	2568.3	1095.7	573.8	342.0	89.0	54.0	32.6
14	Onuche OGBELU	10107.7	3739.3	4411.4	1322.0	528.8	106.2	117.0	41.0	31.0
15	Mohamed Amine TOUGAI	9200.8	3724.1	4120.9	988.3	317.6	50.0	83.0	25.0	30.8
20	Mohamed Amine BEN HMIDA	10242.1	4113.2	4113.3	1218.6	546.2	250.7	110.0	46.0	31.5
36	Chiheb JBELI	6594.2	1425.4	3272.7	1361.3	463.2	71.5	118.0	30.0	27.8
38	Khalil GUENICHI	9893.1	2838.5	4790.9	1800.4	412.3	50.9	157.0	32.0	28.0
4	Mohamed Wael DERBALI	2562.5	638.7	1131.9	494.4	187.3	110.2	44.0	13.0	32.3
13	Raed BOUCHNIBA	1122.5	327.3	494.0	197.6	64.0	39.5	16.0	5.0	28.9
19	Achraf JABRI	2193.2	695.8	945.7	371.2	172.0	8.4	36.0	11.0	27.2
21	Abdramane KONATE	5011.4	1868.4	1806.5	781.5	344.7	210.3	74.0	30.0	31.5
24	Elias MOKWANA	5288.1	1669.1	2074.6	844.3	496.4	203.8	67.0	44.0	31.1

