



Morocco 1 – 0 Colombia

Group H – Match 48

03 August 2023

18:00 Kick Off

Perth Oval

POST MATCH SUMMARY REPORT

Match Summary - Teams



Morocco

1 — 0

Colombia

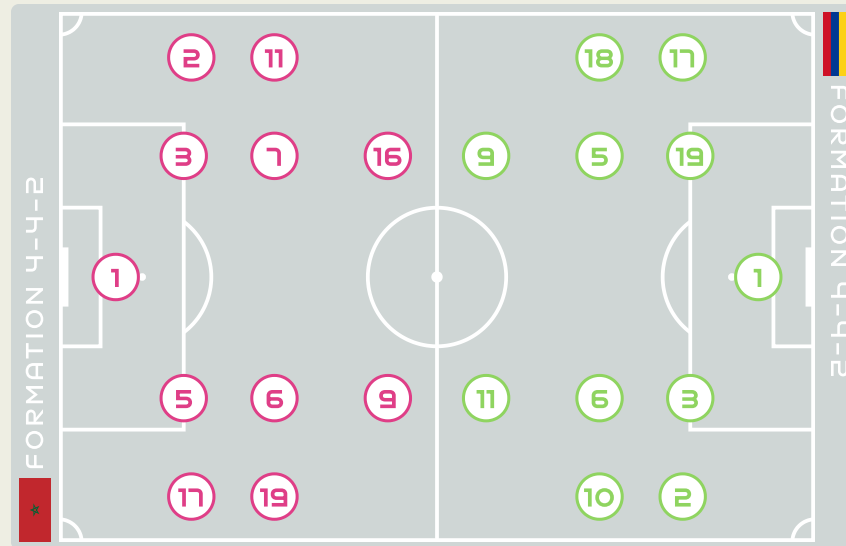


STARTING

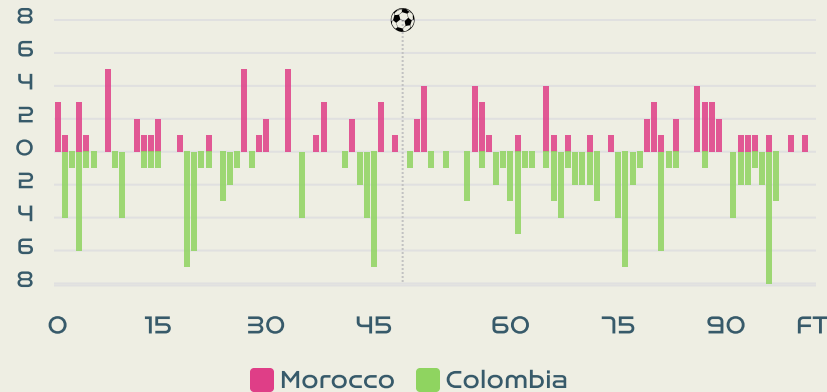
1	GK	ER-RMACHI Khadija	
2	DF	REDOUANI Zineb	
3	DF	BENZINA Nouhaila	
5	DF	EL CHAD Nesryne	
6	MF	NAKKACH Elodie	
7	FW	CHEBBAK Ghizlane (C)	101'
9	FW	JRAIDI Ibtissam	↓ 86'
11	FW	TAGNAOUT Fatima	
16	MF	LAHMARI Anissa	45+4' ↓ 71'
17	DF	AIT EL HAJ Hanane	
19	FW	OUZRAOUI Sakina	

SUBSTITUTES

12	GK	ZOUHAIR Assia	
22	GK	AROUISSA Ines	
4	MF	KASSI Sarah	
8	MF	AMANI Salma	↑ 71'
10	DF	BADRI Najat	
13	DF	SEGHIR Sabah	
14	DF	MAZROUAI Rkia	
15	FW	GHARBI Fatima	
18	MF	CHAPELLE Kenza	
20	MF	BOUFTINI Sofia	
21	DF	MRABET Yasmin	
23	FW	AYANE Rosella	↑ 86'



Distribution in the Final Third



STARTING

		PEREZ Catalina	GK	1	
50'		VANEGAS Manuela	DF	2	
		ARIAS Daniela	DF	3	
↓ 86'		BEDOYA DURANGO Lorena	MF	5	
↓ 60'		(C) MONTOYA Daniela	MF	6	
		RAMIREZ Mayra	FW	9	
		SANTOS Leicy	MF	10	
		USME Catalina	FW	11	
↓ 90+1'		ARIAS Carolina	DF	17	
		CAICEDO Linda	FW	18	
		CARABALI Jorelyn	DF	19	

SUBSTITUTES

		SEPULVEDA Sandra	GK	12	
		GIRALDO Natalia	GK	13	
↑ 60'		OSPINA GARCIA Diana	MF	4	
		REYES Maria Camila	MF	7	
↑ 90+1'		RESTREPO Marcela	MF	8	
		BARON Angela	DF	14	
		GUZMAN Ana	DF	15	
		ANDRADE Lady	MF	16	
		RAMOS Monica	DF	20	
↑ 86'		CHACON Ivonne	FW	21	
		CARACAS Daniela	DF	22	
		BAHR Elexa	FW	23	

Match Summary - Key Statistics



Morocco



Colombia



Possession

Total	31.5%	16.2%	52.4%	Total
1	Goals			0
9 (6)	Attempts at Goal (On Target)			11 (3)
304 (190)	Total Passes (Complete)			495 (401)
62 %	Pass Completion %			81 %
79	Completed Line Breaks			92
11	Defensive Line Breaks			8
69	Receptions in the Final Third			113
15	Crosses			17
20	Ball Progressions			16
247 (80)	Defensive Pressures Applied (Direct Pressures)			179 (50)
78	Forced Turnovers			108
83	Second Balls			95
114.8 km	Total Distance Covered			104.1 km
5.4 km	Zone 4 - Low Speed Sprinting: 19-23km/h			5.1 km



Morocco

Phases of Play

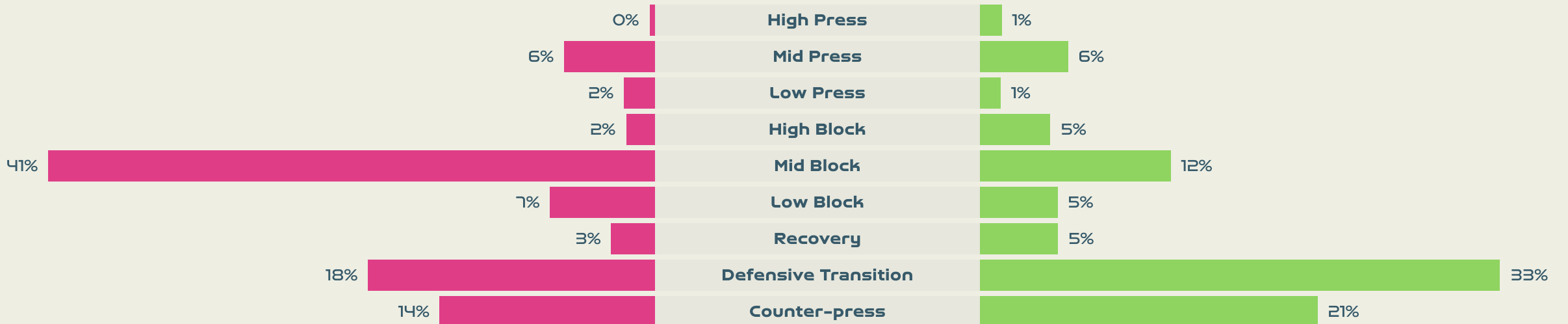
Colombia



IN POSSESSION



OUT OF POSSESSION





IN POSSESSION

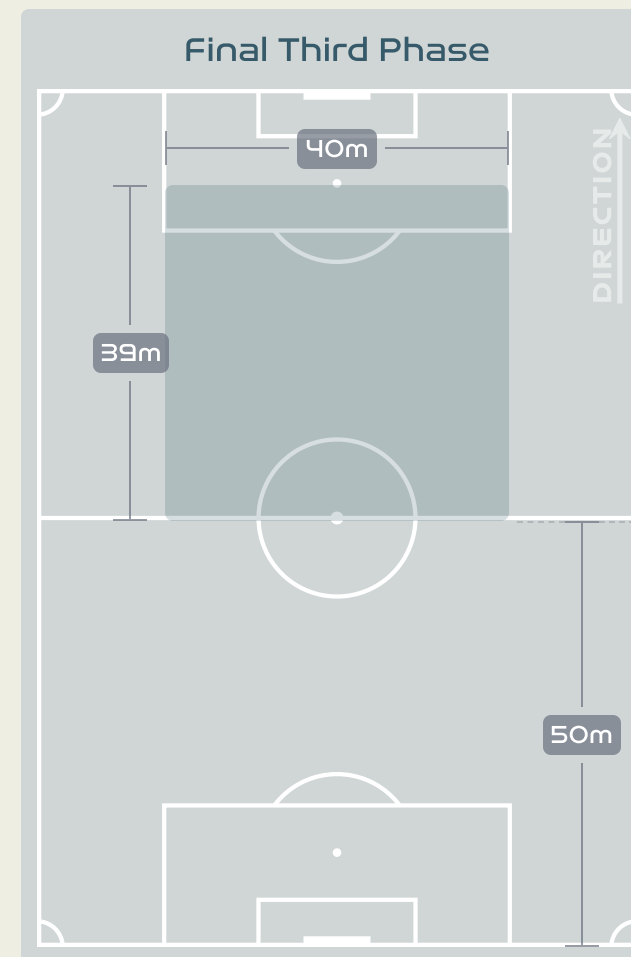
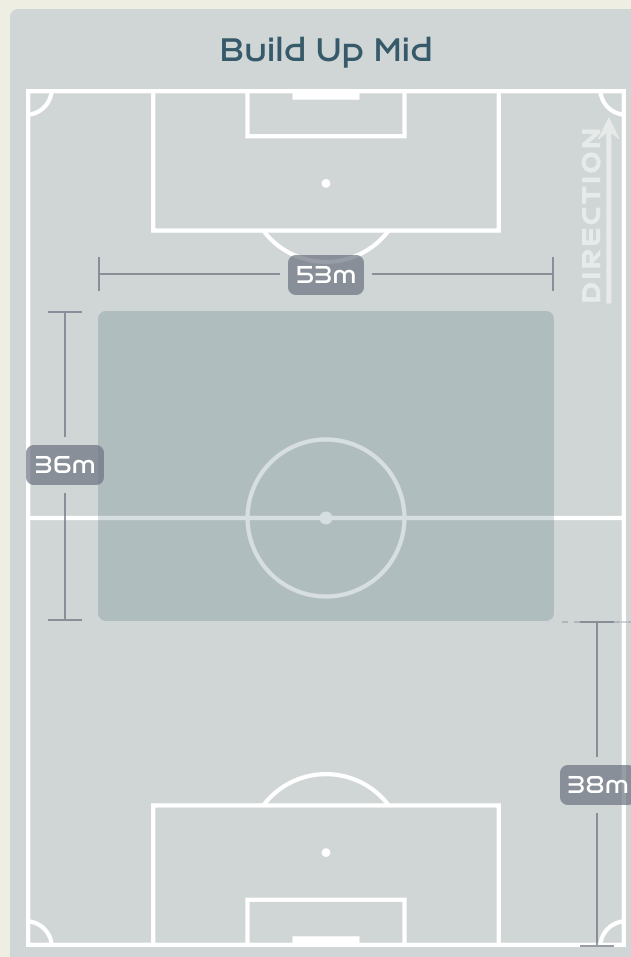
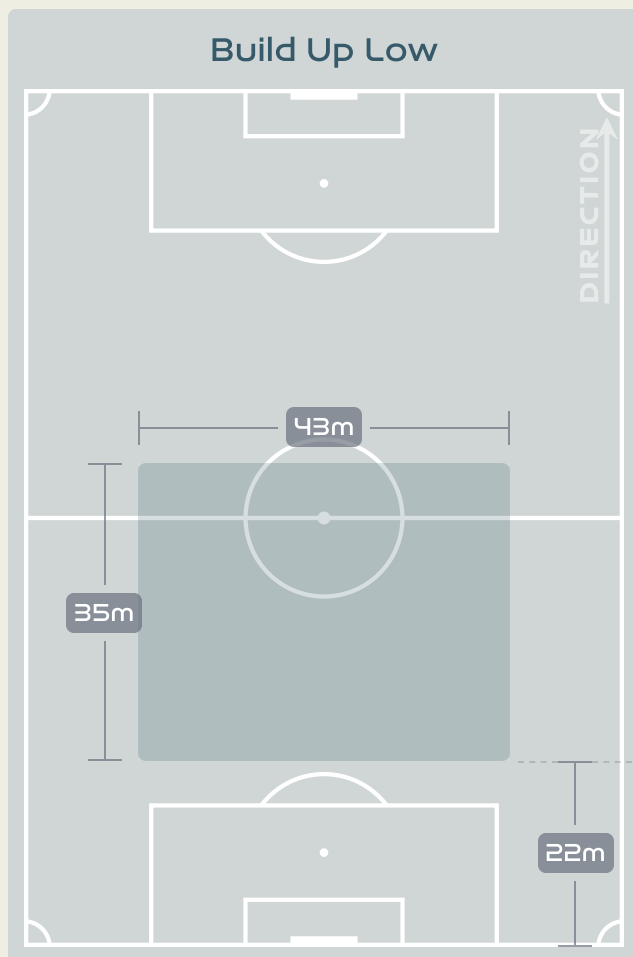


Morocco v Colombia

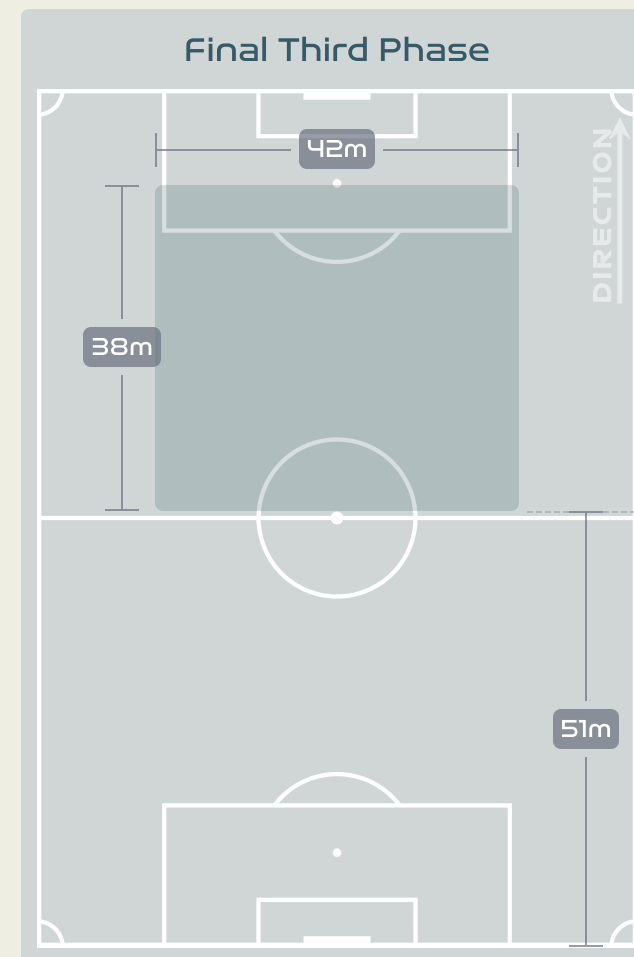
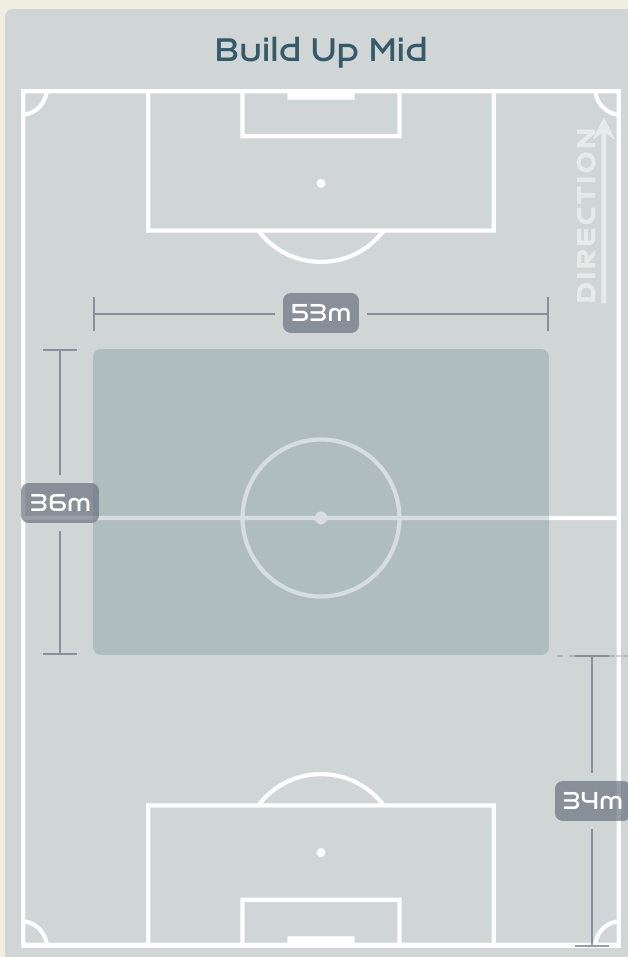
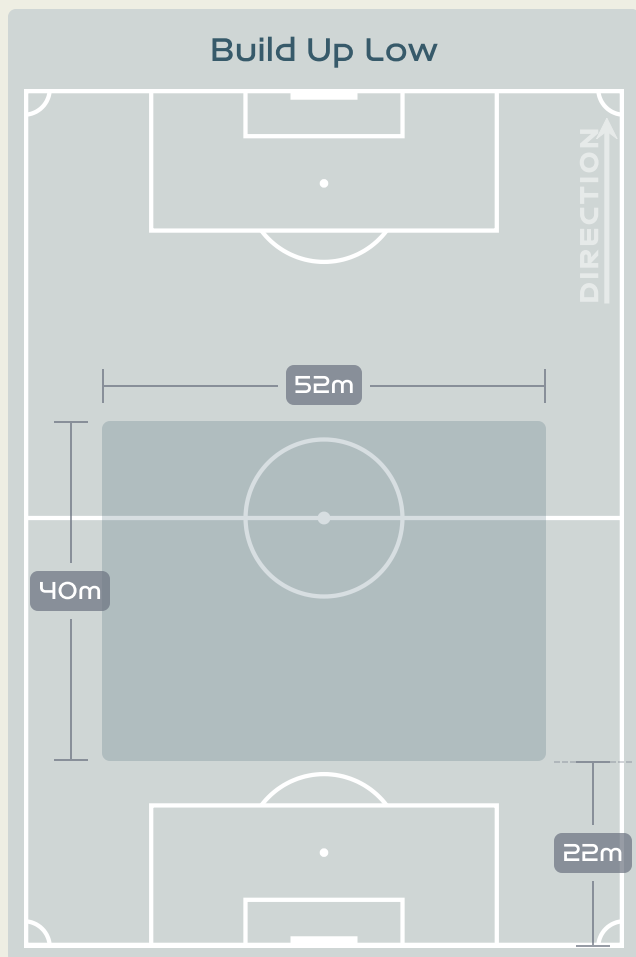


In Possession Line Height & Team Length

Morocco



In Possession Line Height & Team Length



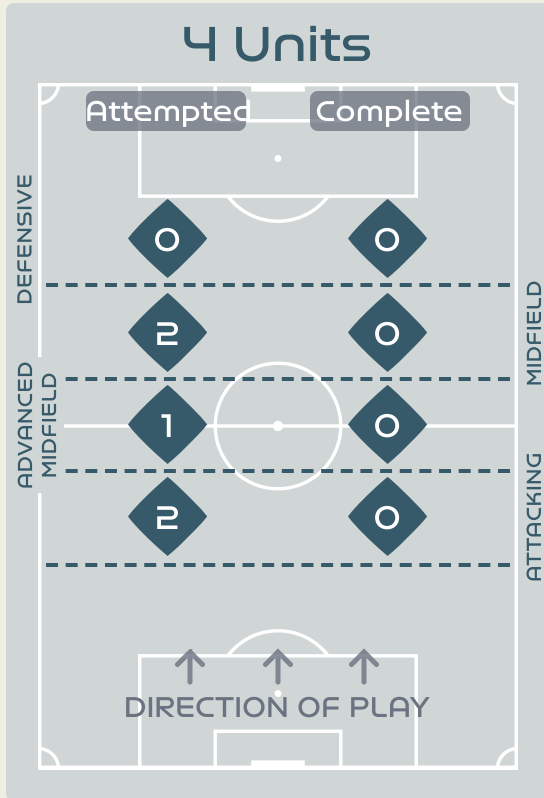
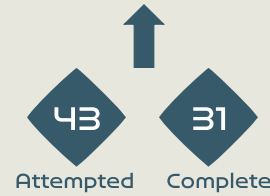
Line Breaks



MOROCCO

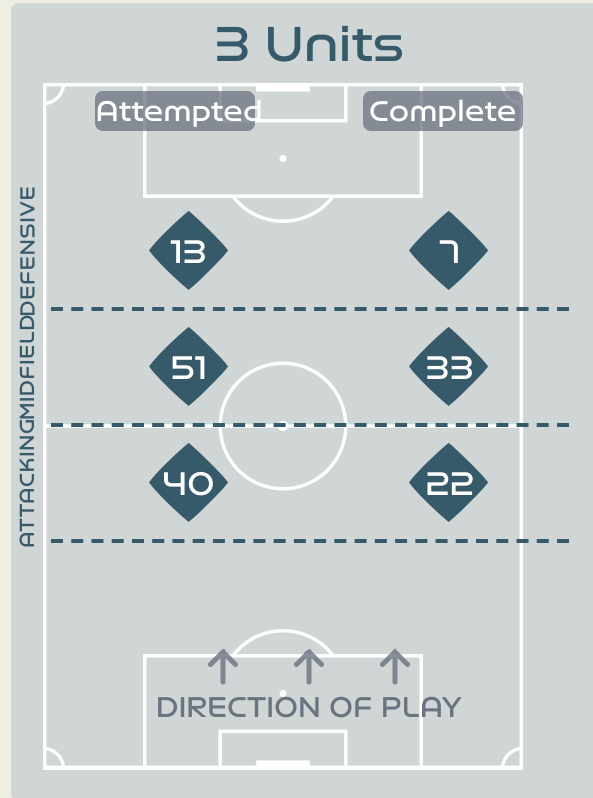
Attempted Line Breaks

137



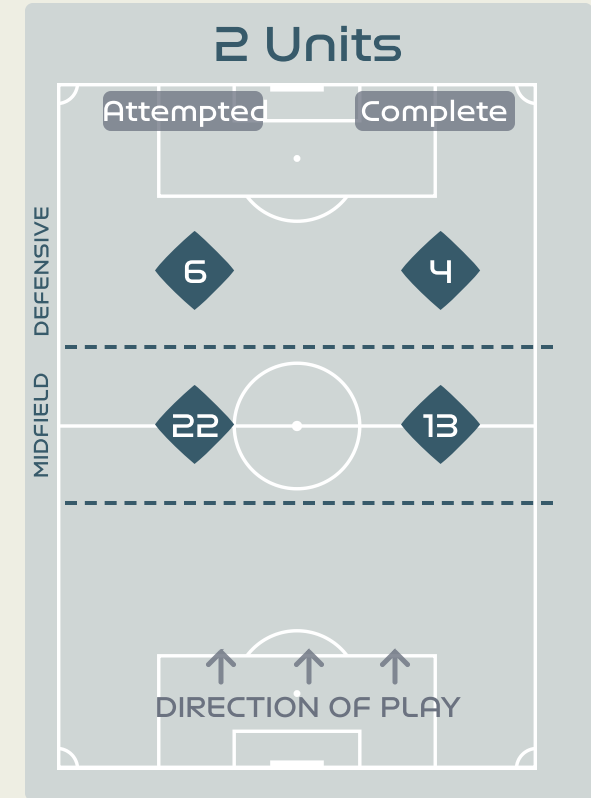
Attempted Line Breaks **5**

Inside Shape **4**
Outside Shape **1**



Attempted Line Breaks **104**

Inside Shape **67**
Outside Shape **37**



Attempted Line Breaks **28**

Inside Shape **21**
Outside Shape **7**

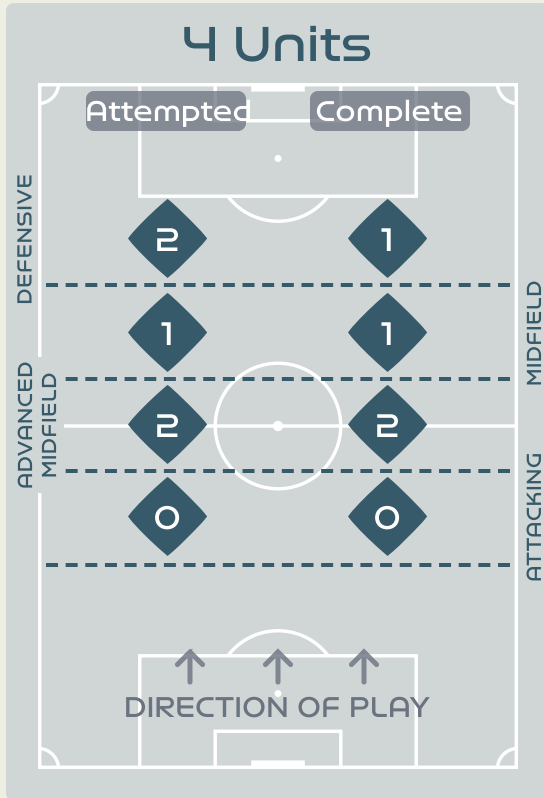
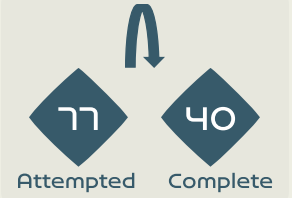
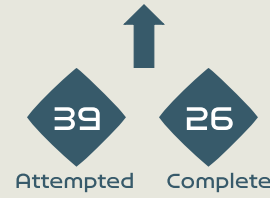
Line Breaks



Colombia

Attempted Line Breaks

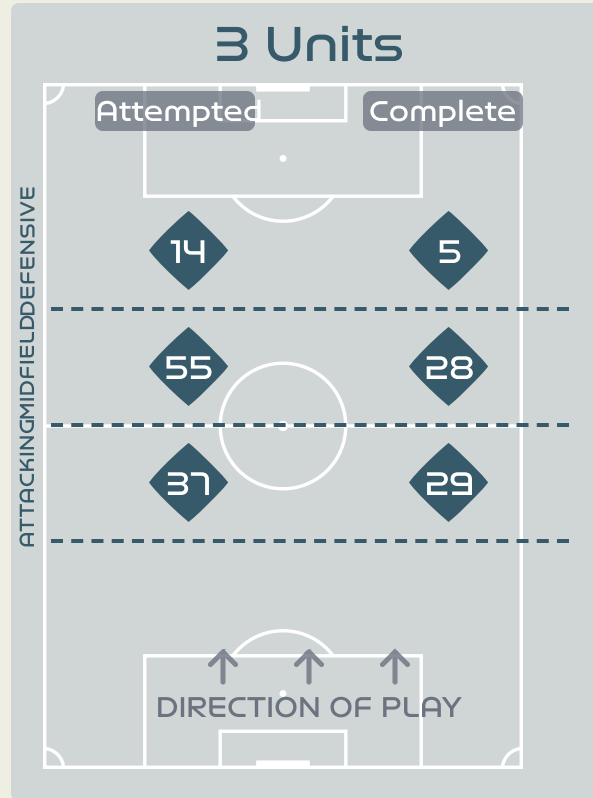
155



Attempted Line Breaks 5

Inside Shape 3

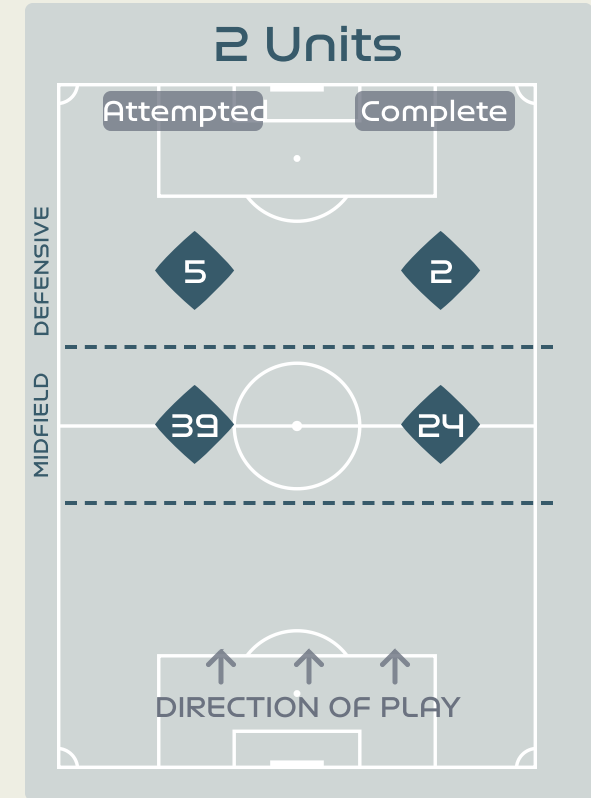
Outside Shape 2



Attempted Line Breaks 106

Inside Shape 75

Outside Shape 31



Attempted Line Breaks 44

Inside Shape 31

Outside Shape 13

Line Breaks

Morocco



					4 Units				3 Units			2 Units		Direction			Distribution Type		
#	Player	Line Breaks Attempted	Line Breaks Completed	Line Break Completion %	Attacking Line	Attacking Midfield Line	Midfield Line	Defensive Line	Attacking Line	Midfield Line	Defensive Line	Midfield Line	Defensive Line	Through	Around	Over	Pass	Cross	Ball Progression
1	ER-RMACHI Khadija	20	6	30%	0	0	0	0	11	2	0	6	1	0	0	20	20	0	0
2	REDOUANI Zineb	12	8	66%	0	0	0	0	6	3	0	2	1	4	3	5	11	1	0
3	BENZINA Nouhaila	8	5	62%	1	0	0	0	6	1	0	0	0	4	2	2	8	0	0
5	EL CHAD Nesryne	7	5	71%	0	0	0	0	4	2	1	0	0	0	2	5	7	0	0
6	NAKKACH Elodie	18	12	66%	0	0	0	0	2	10	2	3	1	8	2	8	18	0	0
7	CHEBBAK Ghizlane	16	12	75%	0	0	0	0	2	7	3	3	1	10	3	3	15	0	1
9	JRAIDI Ibtissam	1	1	100%	0	0	0	0	0	1	0	0	0	1	0	0	1	0	0
11	TAGNAOUT Fatima	10	7	70%	0	0	0	0	1	4	2	2	1	5	3	2	8	1	1
16	LAHMARI Anissa	8	4	50%	0	0	1	0	0	6	1	0	0	1	3	4	8	0	0
17	AIT EL HAJ Hanane	22	12	54%	1	0	0	0	7	9	0	5	0	3	4	15	21	0	1
19	OUZRAOUI Sakina	9	4	44%	0	0	1	0	1	4	2	0	1	5	4	0	8	0	1
8	AMANI Salma	5	2	40%	0	1	0	0	0	2	2	0	0	2	2	1	4	0	1
23	AYANE Rosella	1	1	100%	0	0	0	0	0	0	0	1	0	0	1	0	1	0	0

Line Breaks



					4 Units				3 Units			2 Units		Direction			Distribution Type		
#	Player	Line Breaks Attempted	Line Breaks Completed	Line Break Completion %	Attacking Line	Attacking Midfield Line	Midfield Line	Defensive Line	Attacking Line	Midfield Line	Defensive Line	Midfield Line	Defensive Line	Through	Around	Over	Pass	Cross	Ball Progression
1	PEREZ Catalina	3	2	66%	0	1	0	0	1	1	0	0	0	0	0	3	3	0	0
2	VANEGAS Manuela	39	26	66%	0	0	0	0	14	11	4	9	1	3	12	24	38	1	0
3	ARIAS Daniela	4	2	50%	0	0	0	0	2	1	0	1	0	2	2	0	4	0	0
5	BEDOYA DURANGO Lorena	13	7	53%	0	0	0	0	2	3	1	7	0	6	2	5	12	1	0
6	MONTOYA Daniela	6	3	50%	0	0	0	0	1	1	2	2	0	3	2	1	6	0	0
9	RAMIREZ Mayra	5	2	40%	0	0	0	0	0	1	1	1	2	3	2	0	2	2	1
10	SANTOS Leicy	13	8	61%	0	0	1	1	0	5	3	3	0	4	5	4	13	0	0
11	USME Catalina	15	8	53%	0	0	0	0	3	7	0	5	0	6	3	6	15	0	0
17	ARIAS Carolina	14	11	78%	0	0	0	0	7	3	0	4	0	1	5	8	14	0	0
18	CAICEDO Linda	9	6	66%	0	0	0	0	1	3	0	3	2	4	2	3	7	2	0
19	CARABALI Jorelyn	28	14	50%	0	1	0	0	5	16	3	3	0	5	3	20	27	0	1
4	OSPINA GARCIA Diana	4	2	50%	0	0	0	1	0	3	0	0	0	1	1	2	4	0	0
8	RESTREPO Marcela	1	1	100%	0	0	0	0	1	0	0	0	0	0	0	1	1	0	0
21	CHACON Ivonne	1	0	0%	0	0	0	0	0	0	0	1	0	1	0	0	0	0	1

Passing Networks

Morocco



#	Passes From ↓ to →	ER-RMICH Khadija	REDOUANI Zineb	BENZINA Nouhaila	EL CHAD Nesryne	NAKKACH Elodie	CHEBBAK Ghizlane	JRAIDI Ibtissam	TAGNAOUT Fatima	LAHMARI Anissa	AIT EL HAJ Hanane	OUZRAOUI Sakina	AMANI Salma	AYANE Rosella
1	ER-RMICH Khadija		0	2	0	0	0	0	1	1	0	0	1	0
2	REDOUANI Zineb	0		0	0	1	4	1	3	1	0	0	0	0
3	BENZINA Nouhaila	1	1		0	3	2	1	0	1	1	1	0	0
5	EL CHAD Nesryne	0	0	2		1	0	0	1	1	1	0	1	1
6	NAKKACH Elodie	1	1	1	3		3	3	2	2	0	4	1	0
7	CHEBBAK Ghizlane	0	5	1	2	2		3	7	5	0	2	1	0
9	JRAIDI Ibtissam	0	0	0	0	1	1		6	2	1	3	0	0
11	TAGNAOUT Fatima	0	4	0	0	2	10	1		1	0	1	3	2
16	LAHMARI Anissa	0	1	0	1	3	1	1	7		2	4	0	0
17	AIT EL HAJ Hanane	0	0	0	0	0	0	2	0	2		5	0	0
19	OUZRAOUI Sakina	0	0	0	0	2	0	3	0	3	2		1	1
8	AMANI Salma	0	0	0	0	1	1	0	2	0	0	1		0
23	AYANE Rosella	0	1	0	0	0	0	0	0	0	1	0	0	

Top 5 Player to Player Passers		
Player	Passed To	% of Total Team Passes
TAGNAOUT Fatima	CHEBBAK Ghizlane	5.9%
CHEBBAK Ghizlane	TAGNAOUT Fatima	4.1%
LAHMARI Anissa	TAGNAOUT Fatima	4.1%
JRAIDI Ibtissam	TAGNAOUT Fatima	3.6%
CHEBBAK Ghizlane	LAHMARI Anissa	3%

Passing Networks


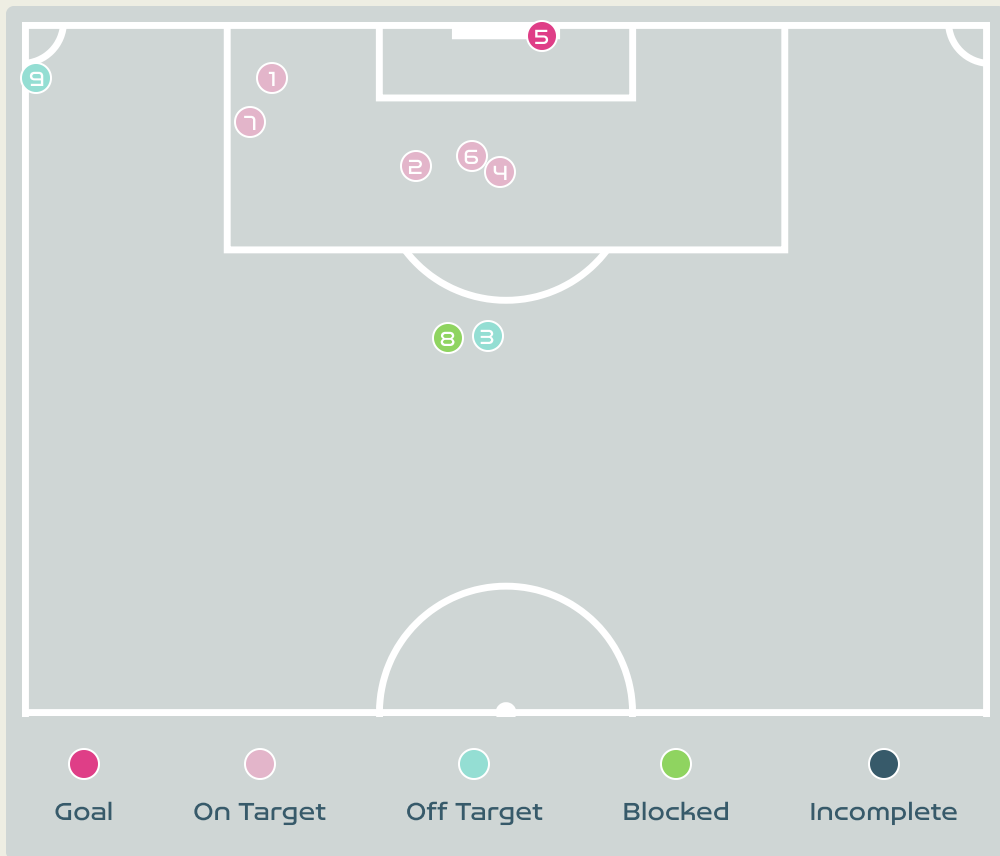


#	Passes From ↓ to →	PEREZ Catalina	VANEGAS Manuela	ARIAS Daniela	BEDOYA DURANGO Lorena	MONTOYA Daniela	RAMIREZ Mayra	SANTOS Leicy	USME Catalina	ARIAS Carolina	CAICEDO Linda	CARABALI Jorelyn	OSPINA GARCIA Diana	RESTREPO Marcela	CHACON Ivonne
1	PEREZ Catalina		5	4	1	0	2	1	0	0	0	6	0	1	0
2	VANEGAS Manuela	1		13	4	6	3	13	4	1	5	4	2	0	1
3	ARIAS Daniela	0	14		1	4	1	1	3	2	1	18	1	0	0
5	BEDOYA DURANGO Lorena	0	2	2		1	1	4	1	2	4	4	2	0	0
6	MONTOYA Daniela	0	4	4	1		1	2	6	2	2	2	0	0	0
9	RAMIREZ Mayra	0	2	1	1	0		5	2	3	1	0	1	0	1
10	SANTOS Leicy	0	12	1	1	1	7		8	3	2	2	1	0	0
11	USME Catalina	0	7	2	4	4	2	2		1	8	2	0	0	1
17	ARIAS Carolina	1	1	4	6	1	5	5	0		1	6	0	0	0
18	CAICEDO Linda	0	5	3	1	1	2	3	2	2		2	1	0	0
19	CARABALI Jorelyn	2	11	9	1	0	2	0	7	9	4		2	0	0
4	OSPINA GARCIA Diana	0	0	2	1	0	1	1	3	0	1	0		0	0
8	RESTREPO Marcela	0	0	0	0	0	0	1	0	0	0	0	0		0
21	CHACON Ivonne	0	0	0	0	0	0	1	0	0	0	0	0	0	

Top 5 Player to Player Passers		
Player	Passed To	% of Total Team Passes
ARIAS Daniela	CARABALI Jorelyn	4.9%
ARIAS Daniela	VANEGAS Manuela	3.8%
VANEGAS Manuela	SANTOS Leicy	3.5%
VANEGAS Manuela	ARIAS Daniela	3.5%
SANTOS Leicy	VANEGAS Manuela	3.3%



Attempts at Goal



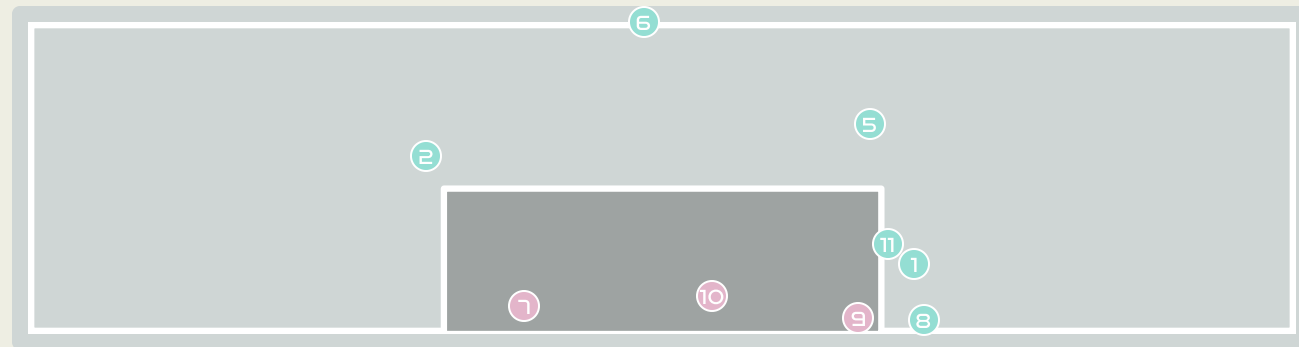
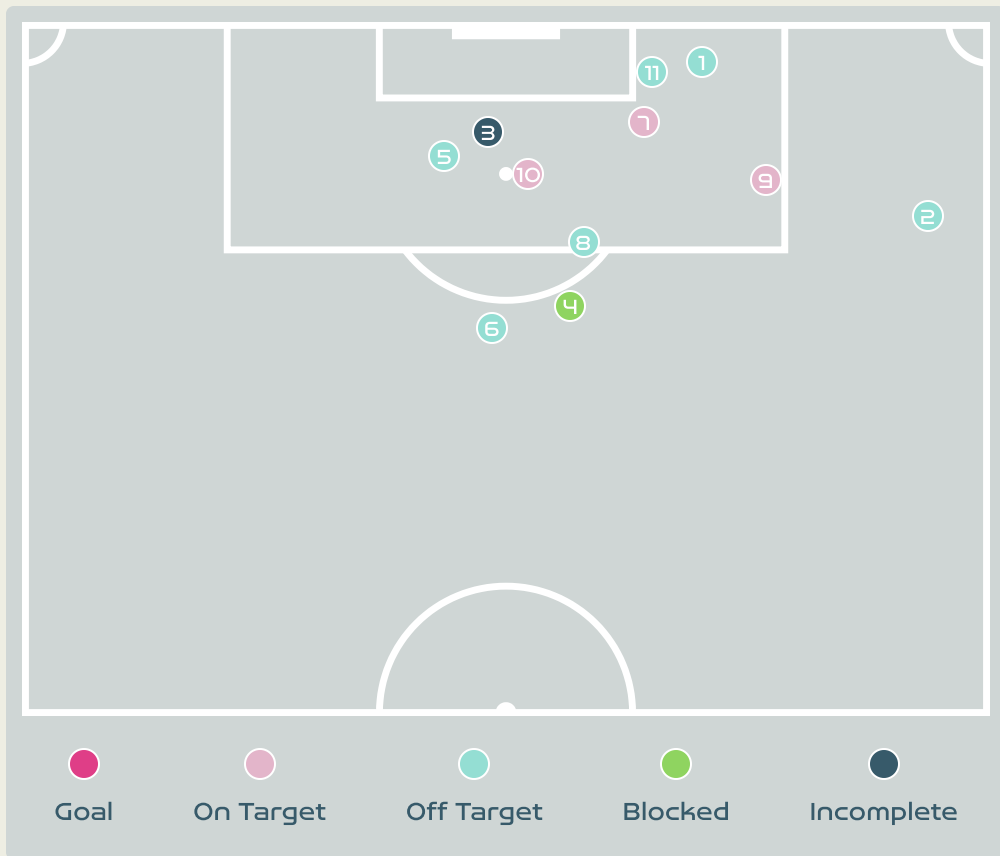
Key	Outcome	Shots
●	Goals	1
●	On Target	5
●	Off Target	2
●	Blocked	1
●	Incomplete	0






Attempts at Goal

Morocco

Time	Player	Outcome	Body Part	Delivery Type
0	9 JRAIDI Ibtissam	On Target - Saved	Right Foot	Pass
12	9 JRAIDI Ibtissam	On Target - Saved	Head	Cross
30	16 LAHMARI Anissa	Off Target	Right Foot	Pass
48	7 CHEBBAK Ghizlane	On Target - Saved	Right Foot	Penalty
48	16 LAHMARI Anissa	On Target - Goal	Right Foot	Pass
48	5 EL CHAD Nesryne	On Target - Saved	Head	Cross
81	11 TAGNAOUT Fatima	On Target - Saved	Left Foot	Pass
83	7 CHEBBAK Ghizlane	Incomplete - Blocked	Right Foot	Other
100	7 CHEBBAK Ghizlane	Off Target	Right Foot	Freekick

Attempts at Goal



Key	Outcome	Shots
	Goals	0
	On Target	3
	Off Target	6
	Blocked	1
	Incomplete	1

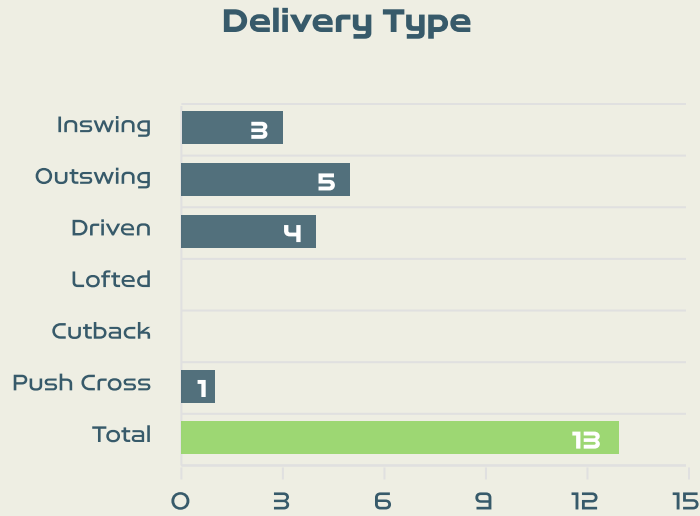
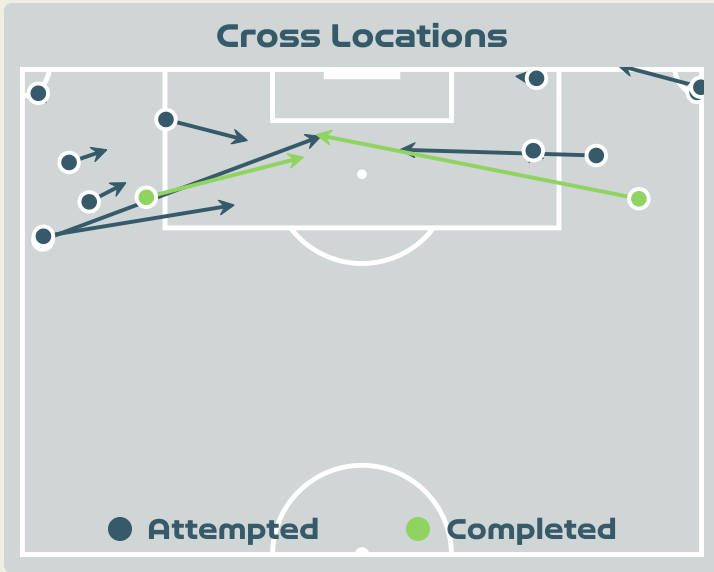
Attempts at Goal



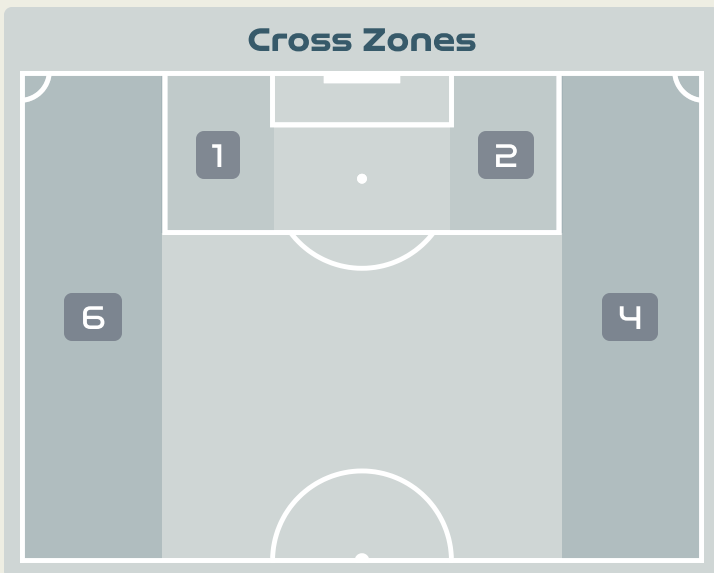
Time	Player	Outcome	Body Part	Delivery Type
10	9 RAMIREZ Mayra	Off Target	Right Foot	Pass
16	11 USME Catalina	Off Target	Left Foot	Freekick
19	6 MONTOYA Daniela	Incomplete - Player On Ball Error	Head	Cross
24	9 RAMIREZ Mayra	Incomplete - Blocked	Right Foot	Pass
43	10 SANTOS Leicy	Off Target	Head	Cross
45	10 SANTOS Leicy	Deflected Off Target - Defensive Event	Right Foot	Pass
58	6 MONTOYA Daniela	On Target - Saved	Right Foot	Cross
58	5 BEDOYA DURANGO Lorena	Off Target	Right Foot	Loose Ball
61	9 RAMIREZ Mayra	On Target - Saved	Right Foot	Ball Progression
71	3 ARIAS Daniela	On Target - Saved	Head	Freekick
77	9 RAMIREZ Mayra	Off Target	Right Foot	Pass



Crosses (Open Play)



#	Player	Inswing	Outswing	Driven	Lofted	Cutback	Push Cross	Total Attempted
1	ER-RMACHI Khadija	0	0	0	0	0	0	0
2	REDOUANI Zineb	1	0	0	0	0	0	1
3	BENZINA Nouhaila	0	0	0	0	0	0	0
5	EL CHAD Nesryne	0	0	0	0	0	0	0
6	NAKKACH Elodie	0	0	0	0	0	0	0
7	CHEBBAK Ghizlane	1	1	0	0	0	0	2
9	JRAIDI Ibtissam	0	0	0	0	0	1	1
11	TAGNAOUT Fatima	1	3	1	0	0	0	5
16	LAHMARI Anissa	0	1	0	0	0	0	1
17	AIT EL HAJ Hanane	0	0	2	0	0	0	2
19	OUZRAOUI Sakina	0	0	1	0	0	0	1
8	AMANI Salma	0	0	0	0	0	0	0
23	AYANE Rosella	0	0	0	0	0	0	0



Attempted

13

Completed

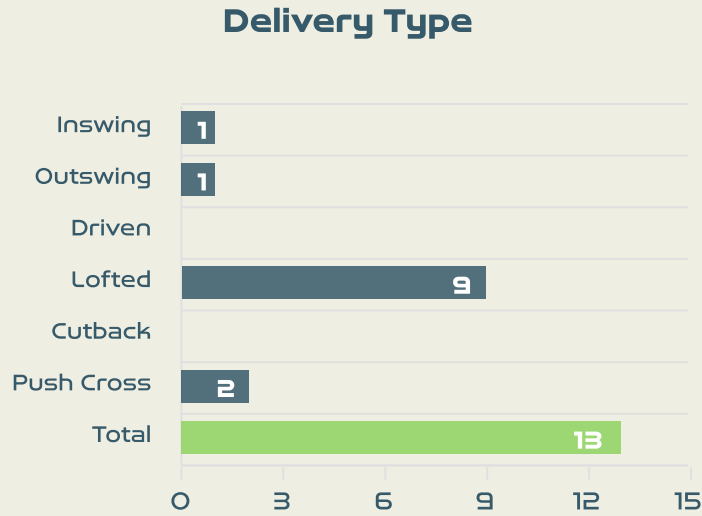
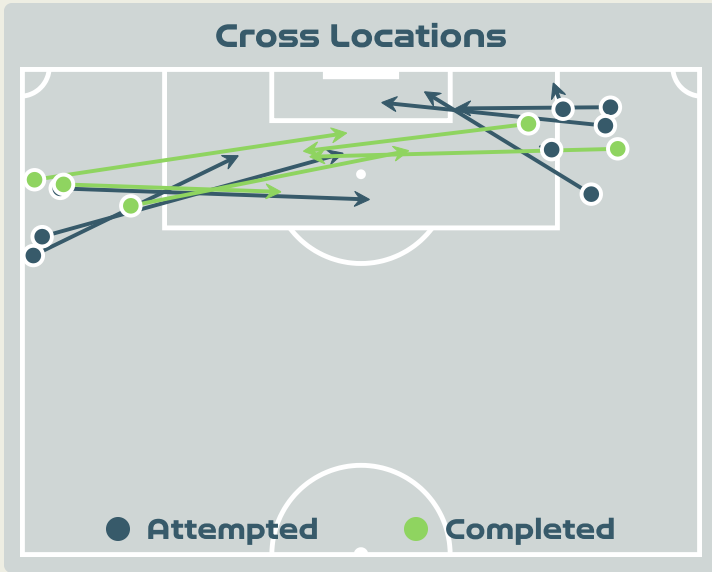
2

Most Crosses Attempted

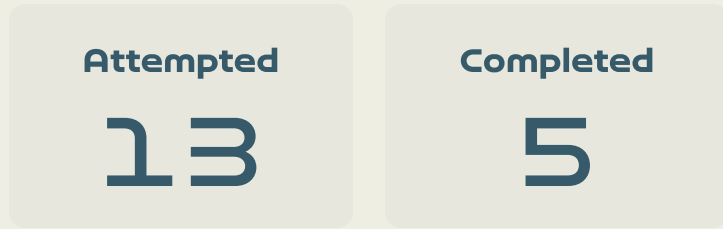
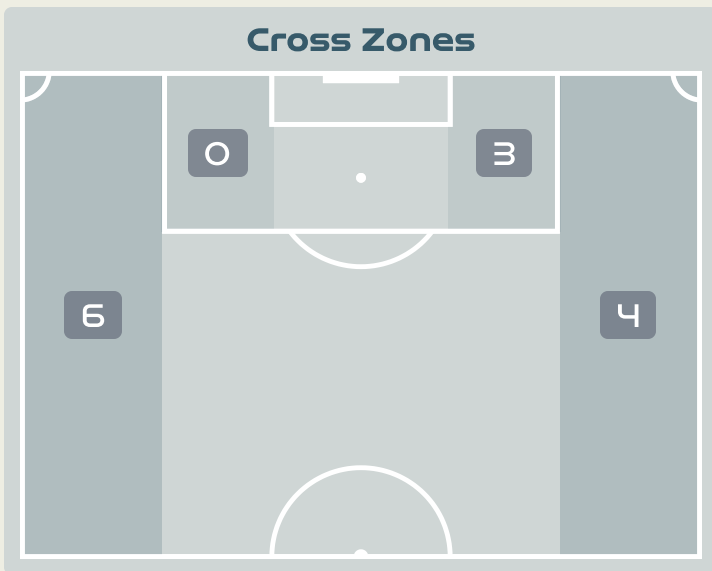
5

TAGNAOUT Fatima
LEFT MIDFIELD

Crosses (Open Play)

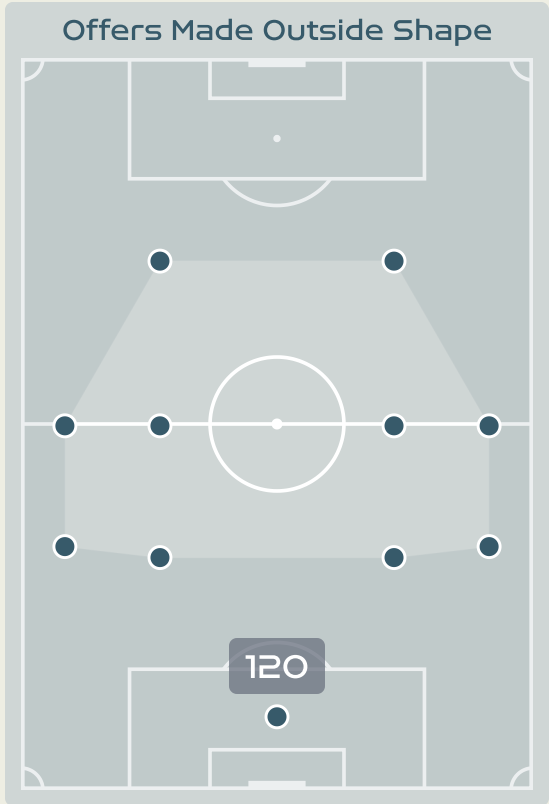
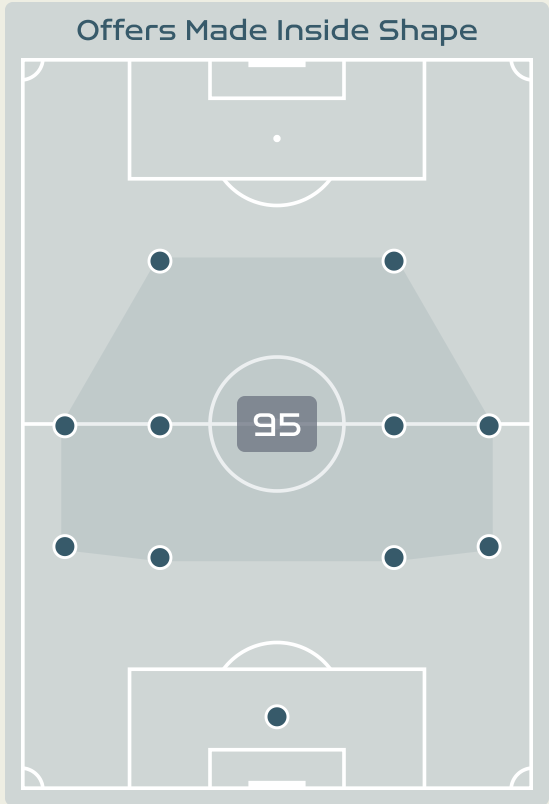


#	Player	Inswing	Outswing	Driven	Lofted	Cutback	Push Cross	Total Attempted
1	PEREZ Catalina	0	0	0	0	0	0	0
2	VANEGAS Manuela	0	1	0	3	0	0	4
3	ARIAS Daniela	0	0	0	0	0	0	0
5	BEDOYA DURANGO Lorena	0	0	0	0	0	0	0
6	MONTOYA Daniela	0	0	0	0	0	0	0
9	RAMIREZ Mayra	0	0	0	1	0	2	3
10	SANTOS Leicy	0	0	0	1	0	0	1
11	USME Catalina	0	0	0	0	0	0	0
17	ARIAS Carolina	0	0	0	0	0	0	0
18	CAICEDO Linda	1	0	0	4	0	0	5
19	CARABALI Jorelyn	0	0	0	0	0	0	0
4	OSPINA GARCIA Diana	0	0	0	0	0	0	0
8	RESTREPO Marcela	0	0	0	0	0	0	0
21	CHACON Ivonne	0	0	0	0	0	0	0





Offering to Receive



#	Player	Offers Made	Offers Received	% Made & Received
1	ER-RMICHI Khadija	2	1	50%
2	REDOUANI Zineb	15	5	33.3%
3	BENZINA Nouhaila	1	1	100%
5	EL CHAD Nesryne	1	1	100%
6	NAKKACH Elodie	6	3	50%
7	CHEBBAK Ghizlane	23	9	39.1%
9	JRAIDI Ibtissam	24	4	16.7%
11	TAGNAOUT Fatima	46	20	43.5%
16	LAHMARI Anissa	41	10	24.4%
17	AIT EL HAJ Hanane	15	2	13.3%
19	OUZRAOUI Sakina	19	6	31.6%
8	AMANI Salma	17	3	17.6%
23	AYANE Rosella	5	1	20%



Offering to Receive

429

Total Offers Made

126

Total Offers Received

Most Offers

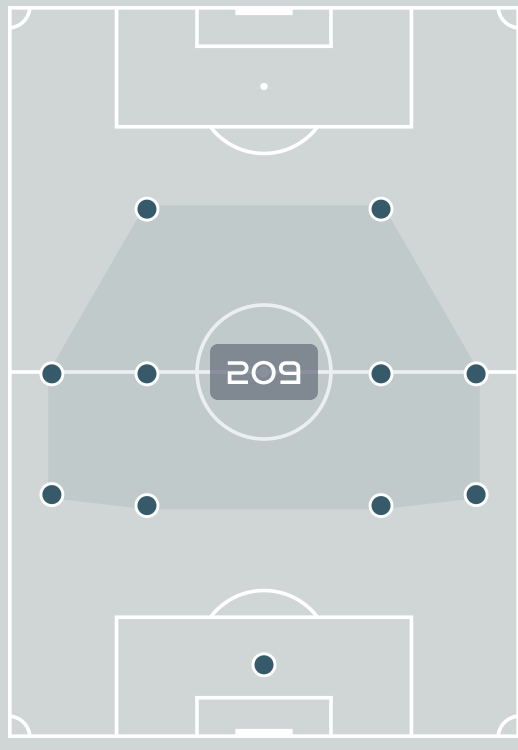
109

RAMIREZ Mayra
CENTRE FORWARD RIGHT

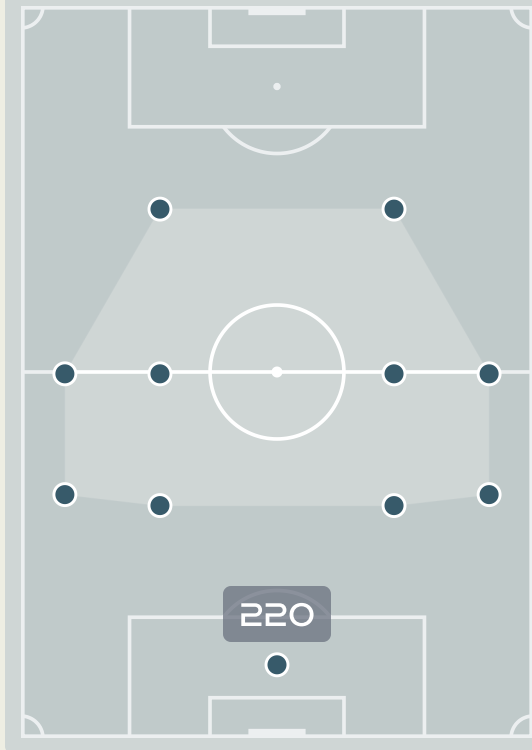
139

Offers Made in Final Third

Offers Made Inside Shape



Offers Made Outside Shape



254

Offers Made in Middle Third

36

Offers Made in Defensive Third

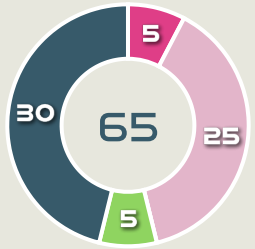
#	Player	Offers Made	Offers Received	% Made & Received
1	PEREZ Catalina	0	0	0%
2	VANEGAS Manuela	28	15	53.6%
3	ARIAS Daniela	11	7	63.6%
5	BEDOYA DURANGO Lorena	10	5	50%
6	MONTOYA Daniela	55	15	27.3%
9	RAMIREZ Mayra	109	18	16.5%
10	SANTOS Leicy	47	14	29.8%
11	USME Catalina	63	25	39.7%
17	ARIAS Carolina	16	3	18.8%
18	CAICEDO Linda	59	14	23.7%
19	CARABALI Jorelyn	1	1	100%
4	OSPINA GARCIA Diana	19	7	36.8%
8	RESTREPO Marcela	1	0	0%
21	CHACON Ivonne	10	2	20%



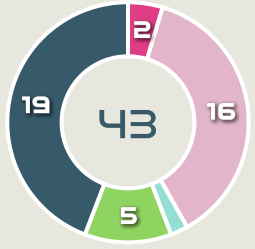
Movement to Receive

Movement Types by Phase

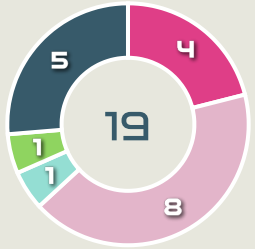
Final Third Phase



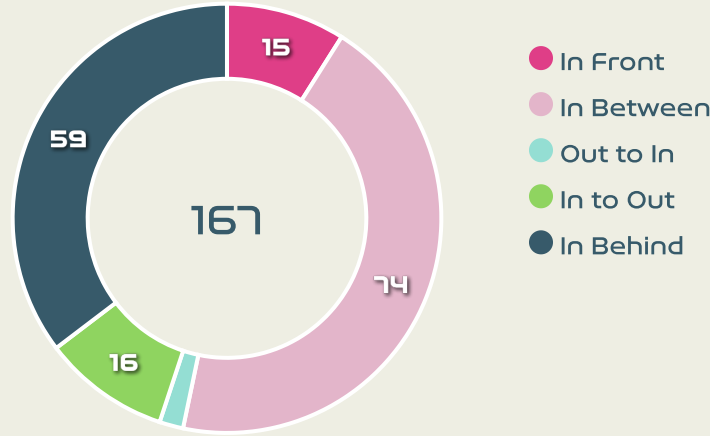
Progression Phase



Build Up Phase



All Movement Types

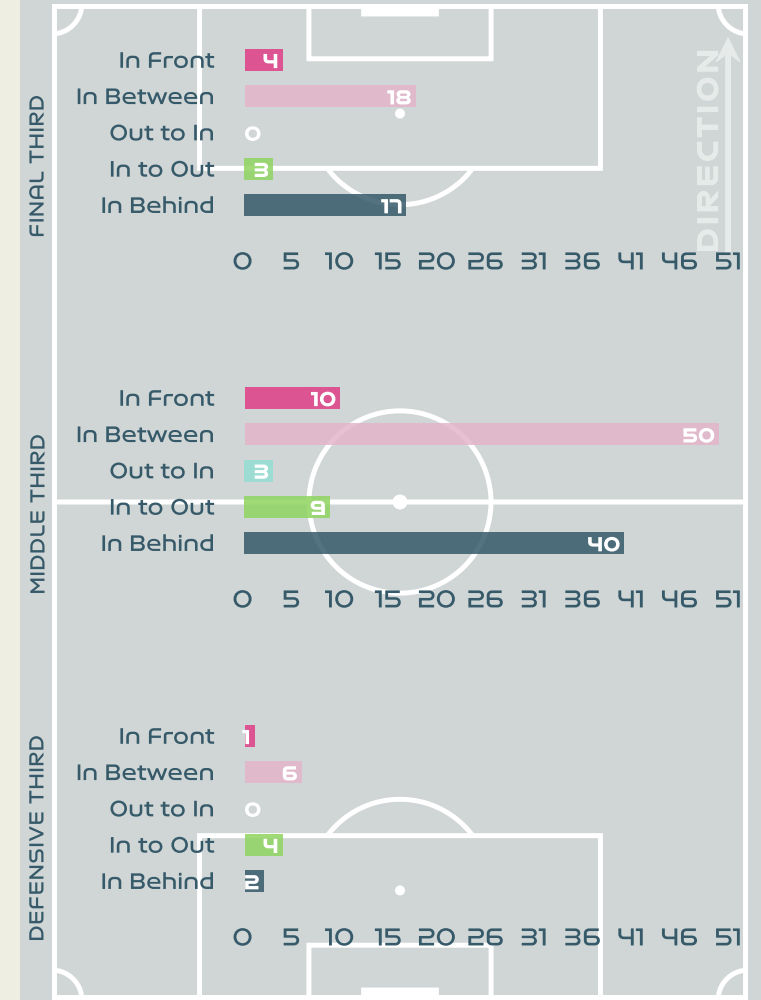


- In Front
- In Between
- Out to In
- In to Out
- In Behind

Top Ranked Players

Type	Player	Movements
In Front	7 CHEBBAK Ghizlane	5
In Between	16 LAHMARI Anissa	29
Out to In	2 REDOUANI Zineb	2
In to Out	11 TAGNAOUT Fatima	5
In Behind	11 TAGNAOUT Fatima	17

Movement Types Pitch Third

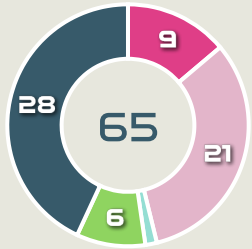




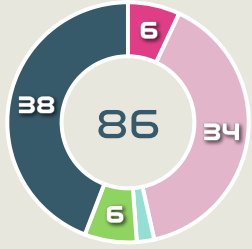
Movement to Receive

Movement Types by Phase

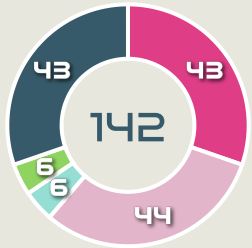
Final Third Phase



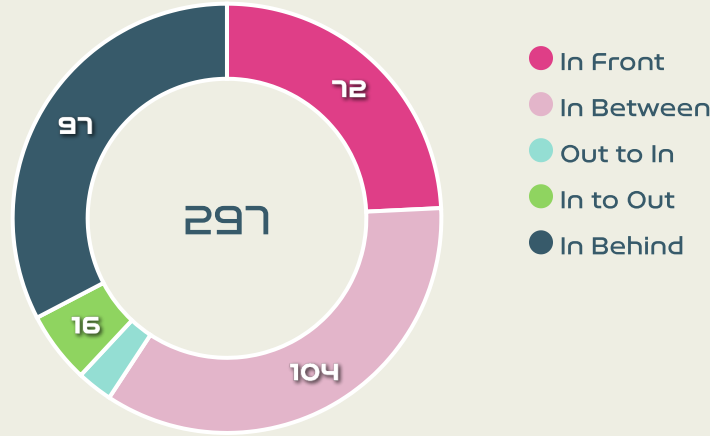
Progression Phase



Build Up Phase



All Movement Types

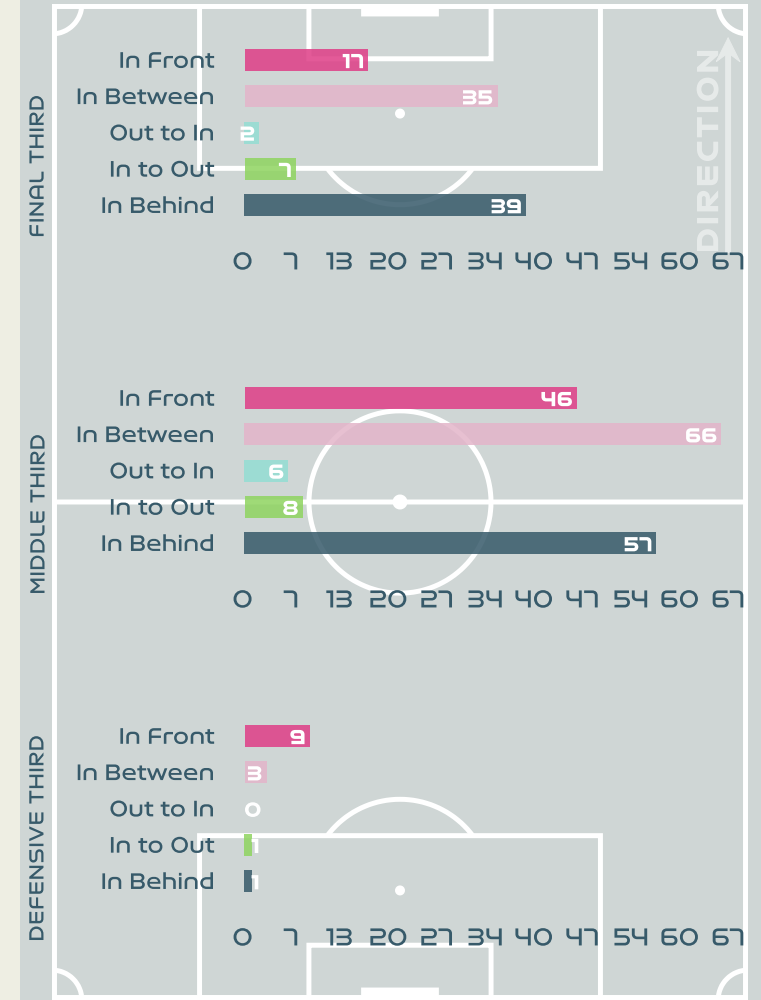


- In Front
- In Between
- Out to In
- In to Out
- In Behind

Top Ranked Players

Type	Player	Movements
In Front	11 USME Catalina	16
In Between	11 USME Catalina	29
Out to In	17 ARIAS Carolina	3
In to Out	9 RAMIREZ Mayra	6
In Behind	9 RAMIREZ Mayra	51

Movement Types Pitch Third





OUT OF POSSESSION

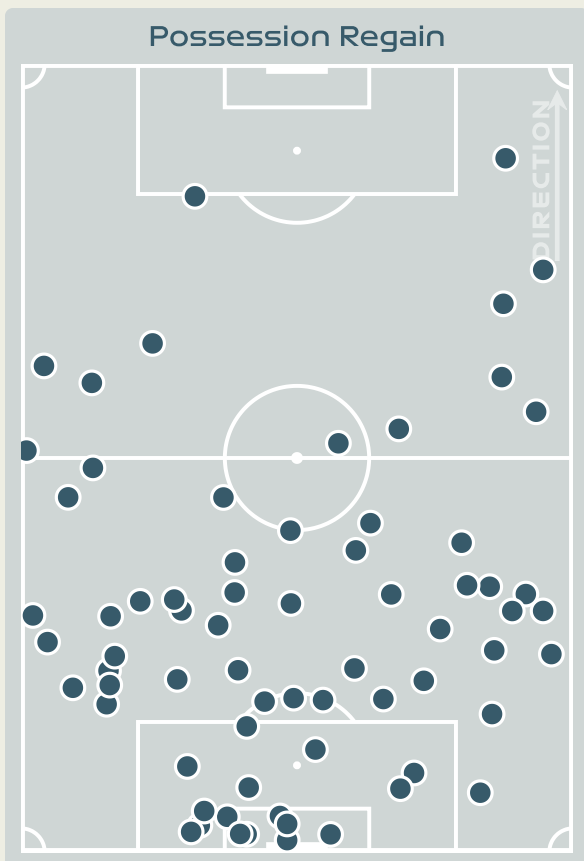
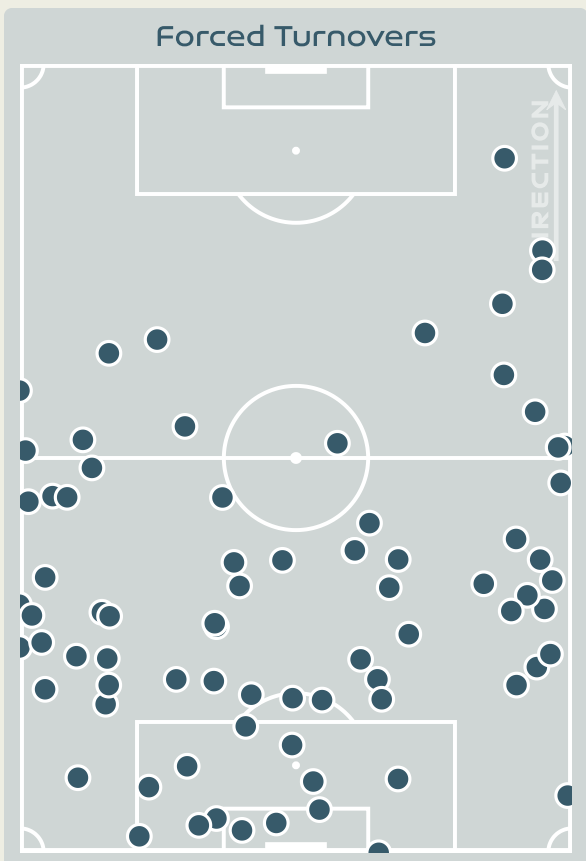


Morocco v Colombia





Defensive Actions



Blocks



Possession Contests



Most Possession Regains

13

NAKKACH Elodie
RIGHT CENTRE MIDFIELD

#	Player	Total Possession Regains
1	ER-RMICHY Khadija	10
2	REDOUANI Zineb	6
3	BENZINA Nouhaila	11
5	EL CHAD Nesryne	7
6	NAKKACH Elodie	13
7	CHEBBAK Ghizlane	2
9	JRAIDI Ibtissam	1
11	TAGNAOUT Fatima	4
16	LAHMARI Anissa	4
17	AIT EL HAJ Hanane	8
19	OUZRAOUI Sakina	3
8	AMANI Salma	1
23	AYANE Rosella	1



Defensive Actions

108

Forced Turnovers

67

Possession Regained

15

Interceptions

37

Tackles


3.62

Possession Actions / Defensive Action

Blocks



Possession Contests

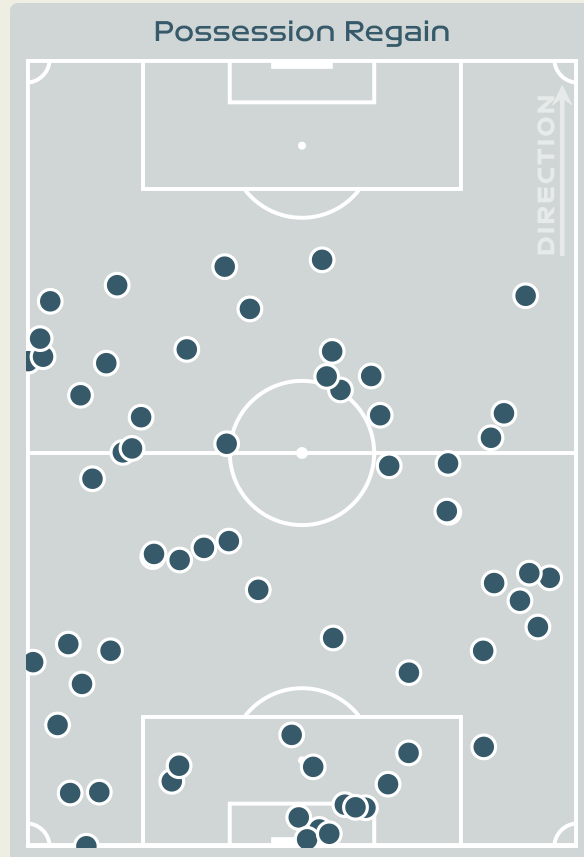
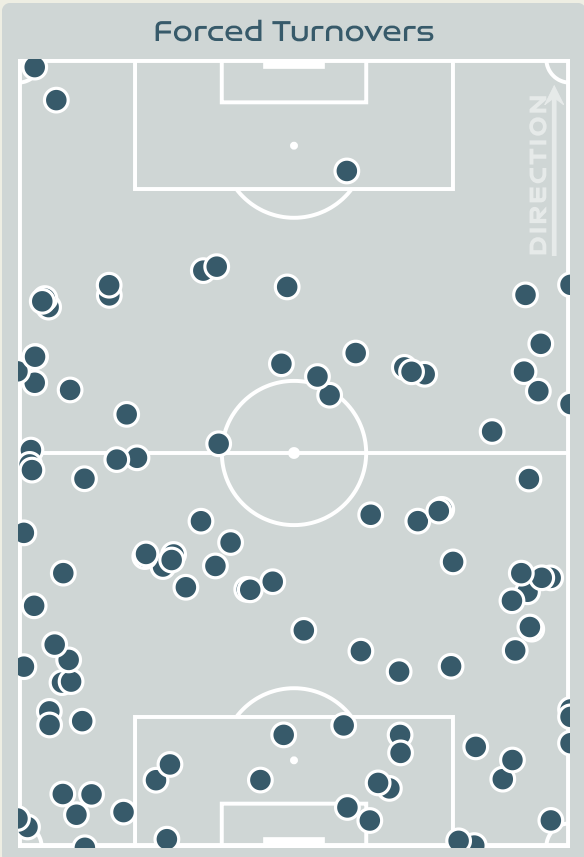


Most Possession Regains

13

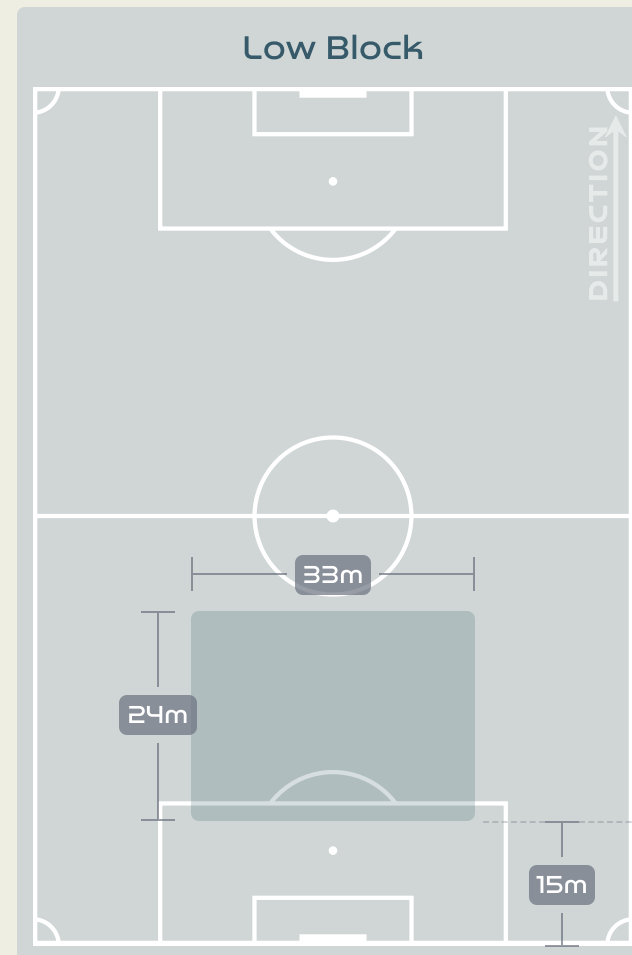
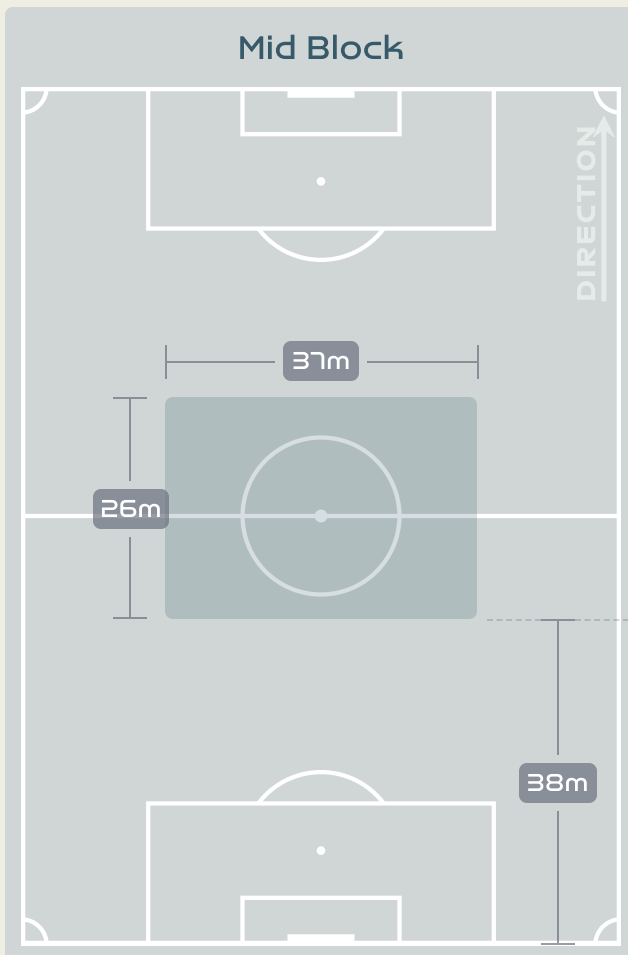
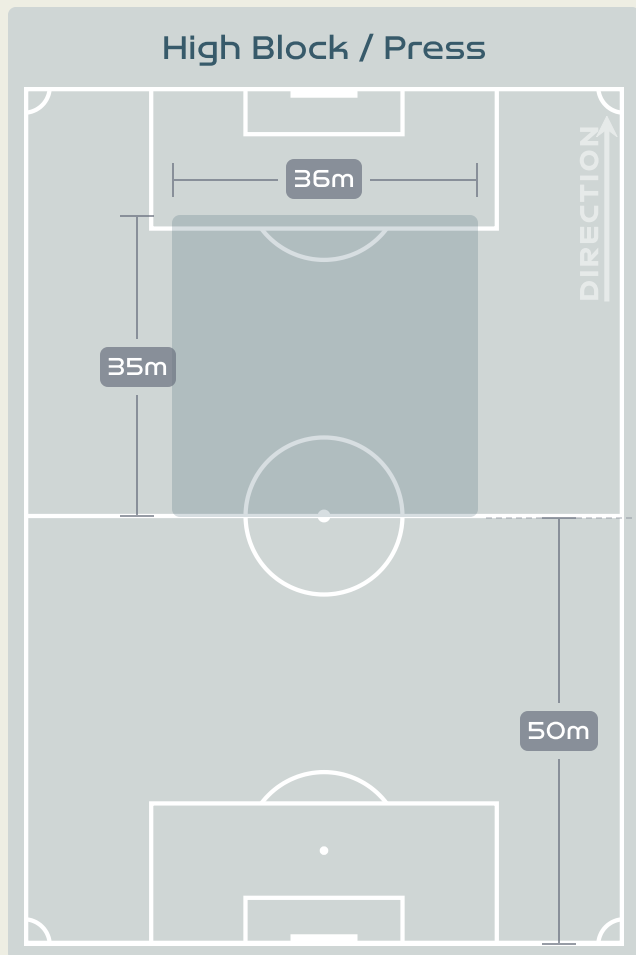
VANEGAS Manuela
LEFT BACK

#	Player	Total Possession Regains
1	PEREZ Catalina	7
2	VANEGAS Manuela	13
3	ARIAS Daniela	6
5	BEDOYA DURANGO Lorena	3
6	MONTOYA Daniela	3
9	RAMIREZ Mayra	4
10	SANTOS Leicy	6
11	USME Catalina	7
17	ARIAS Carolina	3
18	CAICEDO Linda	2
19	CARABALI Jorelyn	9
4	OSPINA GARCIA Diana	4
8	RESTREPO Marcela	0
21	CHACON Ivonne	0

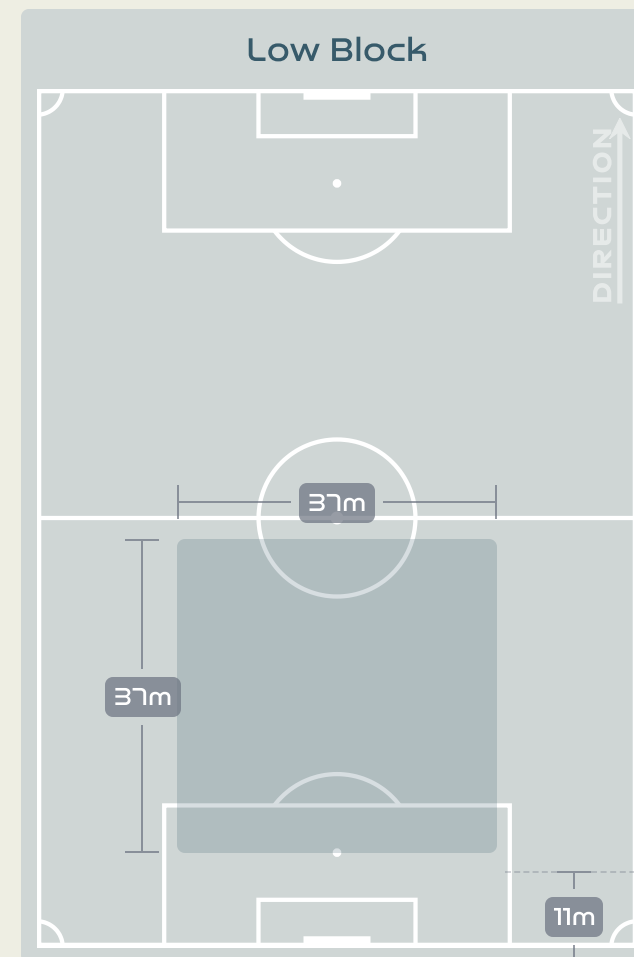
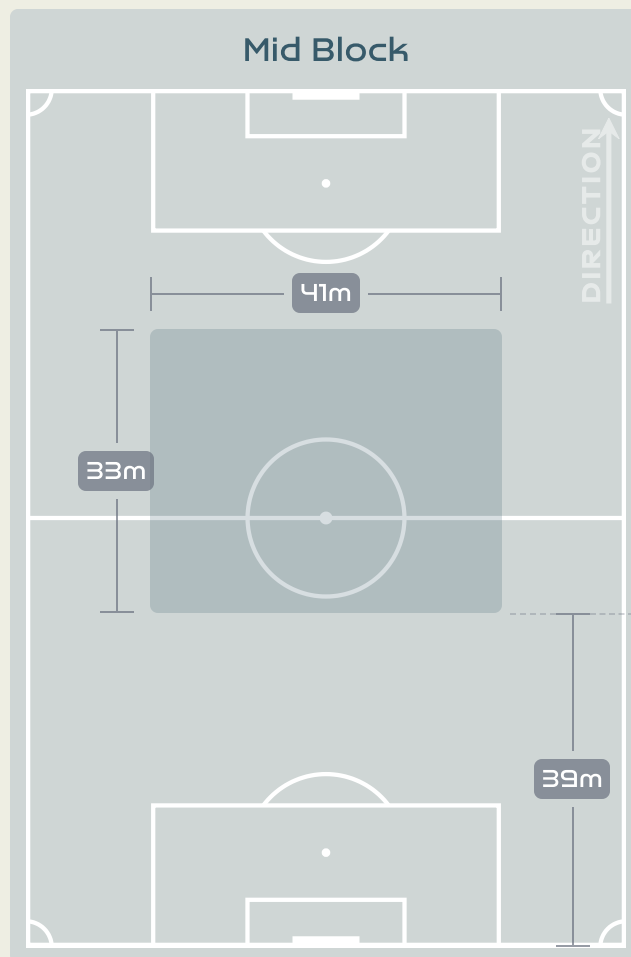
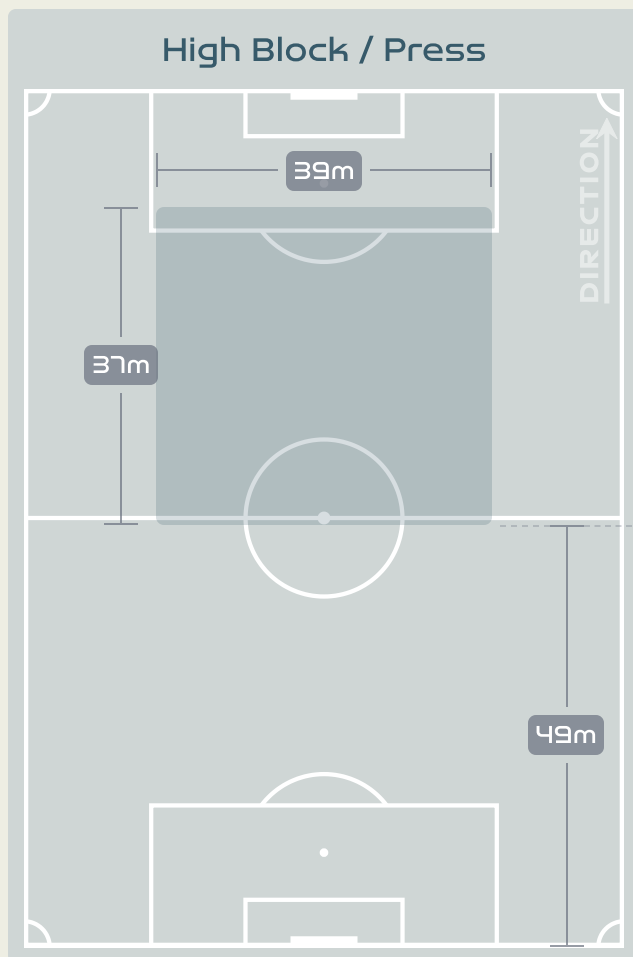




Defensive Line Height & Team Length



Defensive Line Height & Team Length



Defensive Pressure



Morocco



247	Total Pressures	179
80	Direct Pressures	50
1.44s	Avg Pressure Duration	1.47s
78	Forced Turnovers	108
11.88s	Ball Recovery Time	7.31s
76	Pushing on into Pressing	60
187	Pushing on	111
37	Pressing Direction Inside	31
136	Pressing Direction Outside	75

Most Direct Pressures

13


REDOUANI Zineb
LEFT BACK

Most Direct Pressures

11

VANEGAS Manuela
LEFT BACK

Colombia





GOALKEEPING



Morocco v Colombia

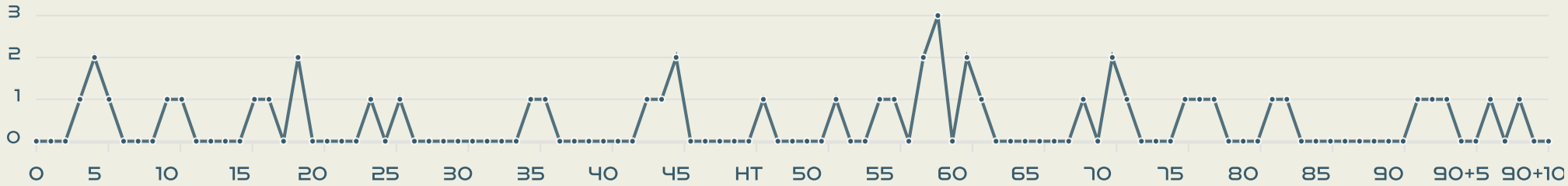


Goalkeeping Involvement



Morocco

Morocco GK Involvement Timeline



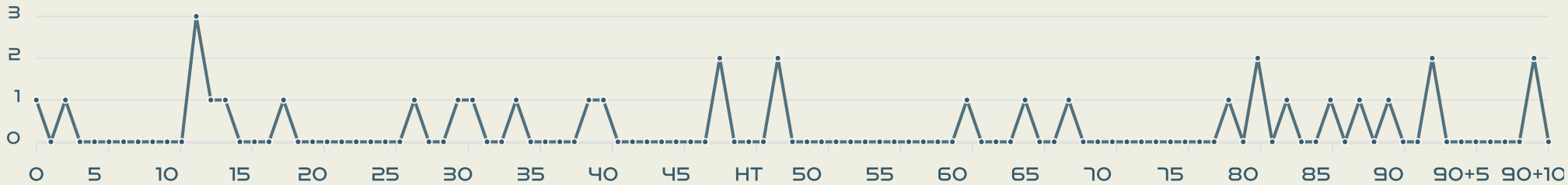
44

Total Involvements



Colombia

Colombia GK Involvement Timeline


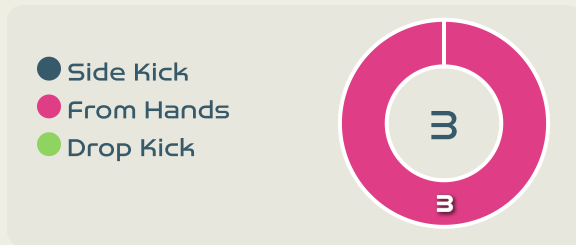
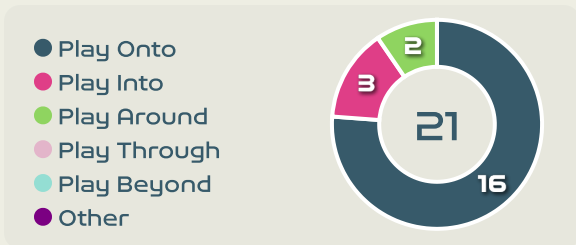
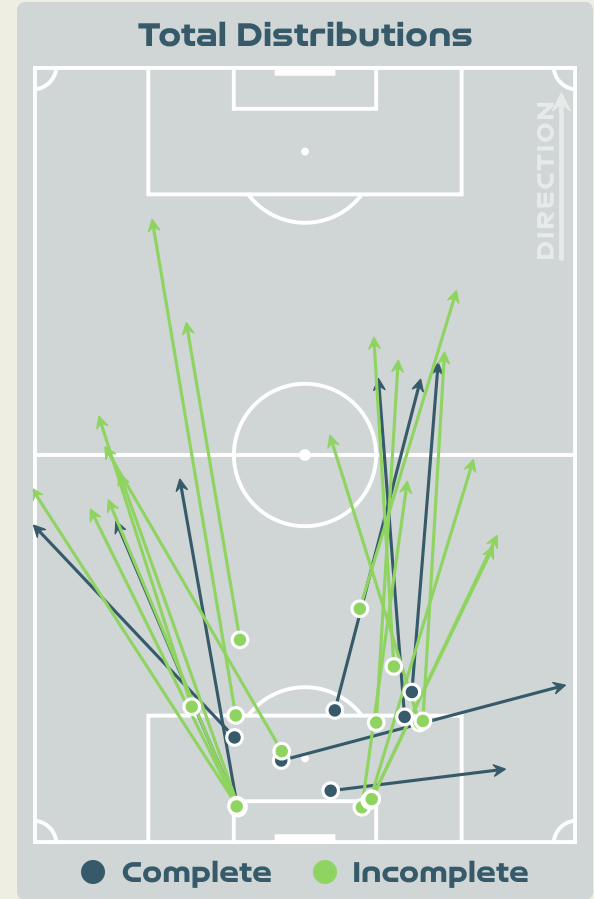
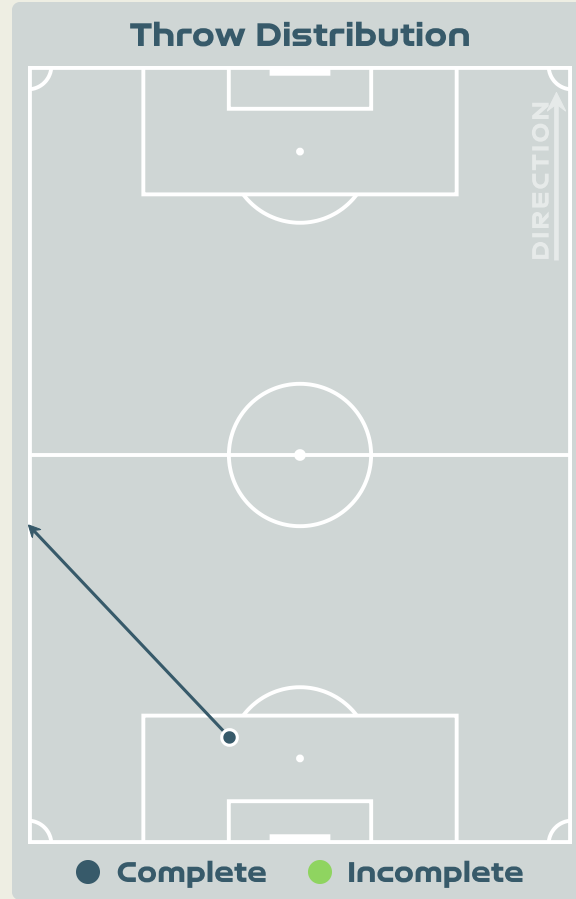
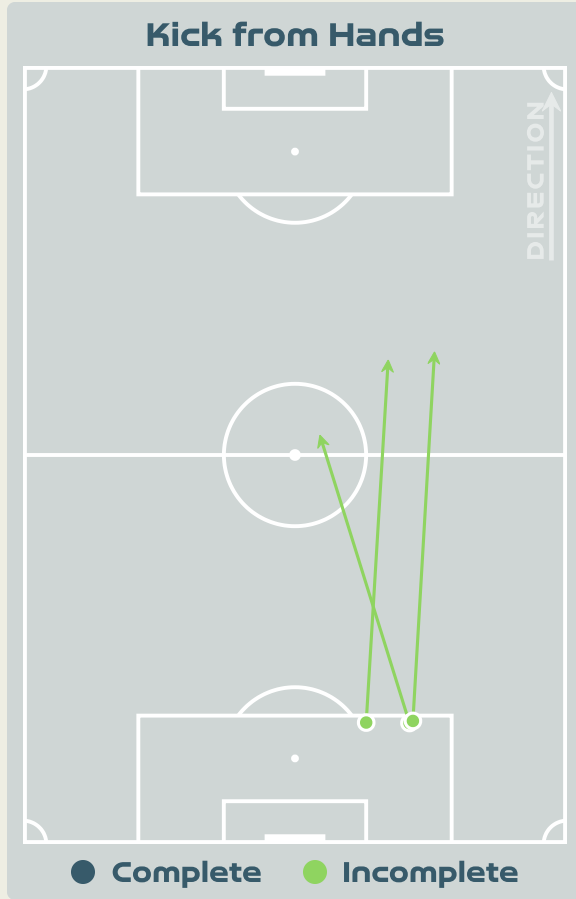
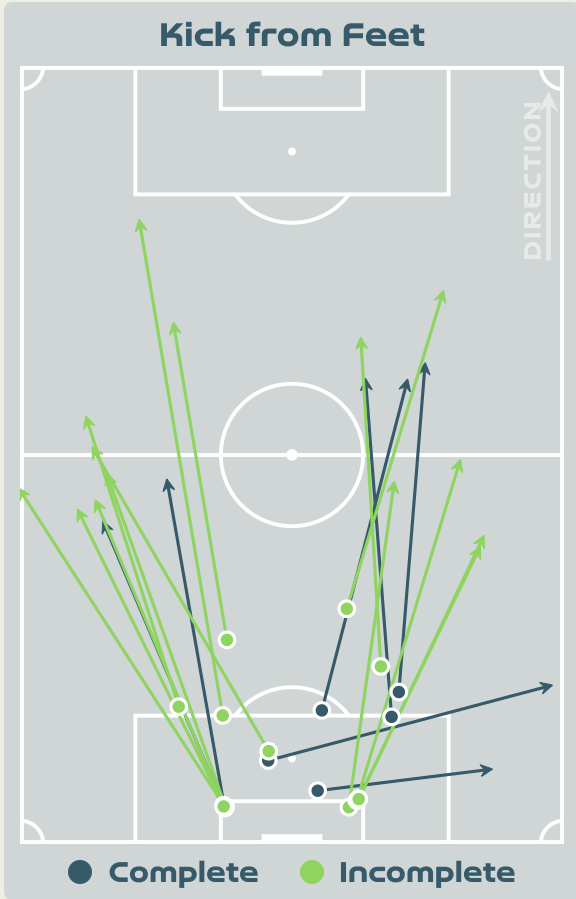


33

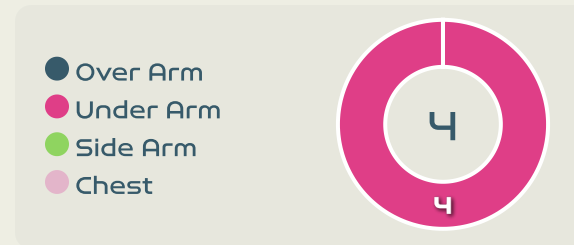
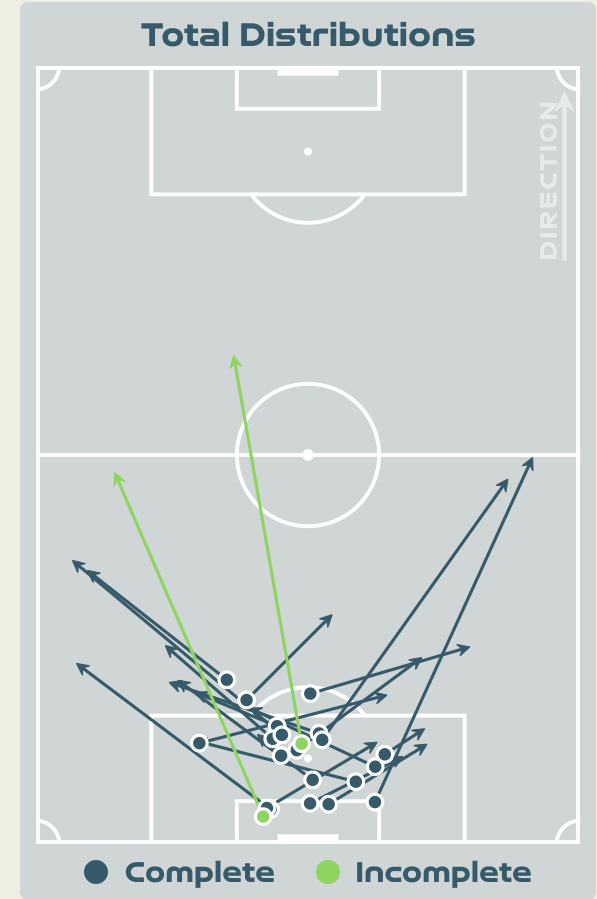
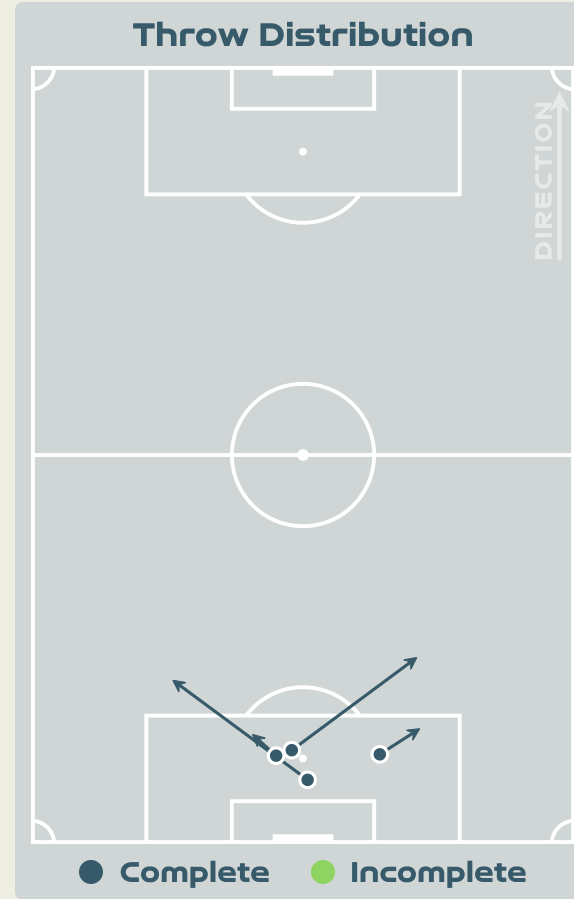
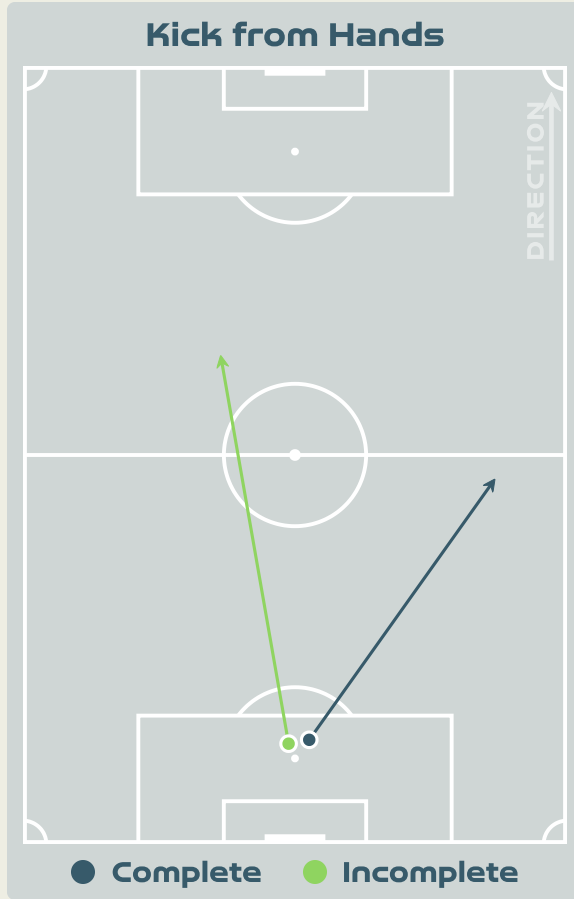
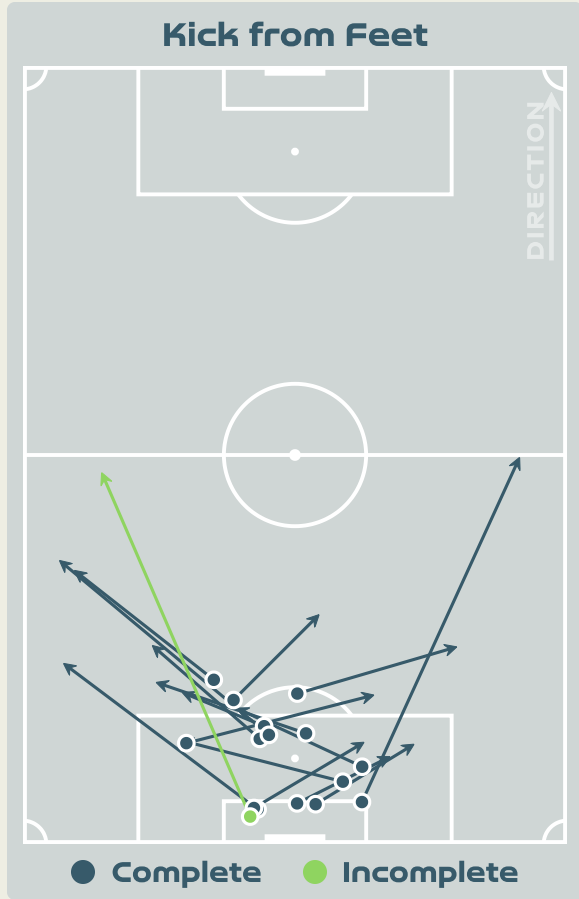
Total Involvements

Goalkeeping Distribution

Morocco

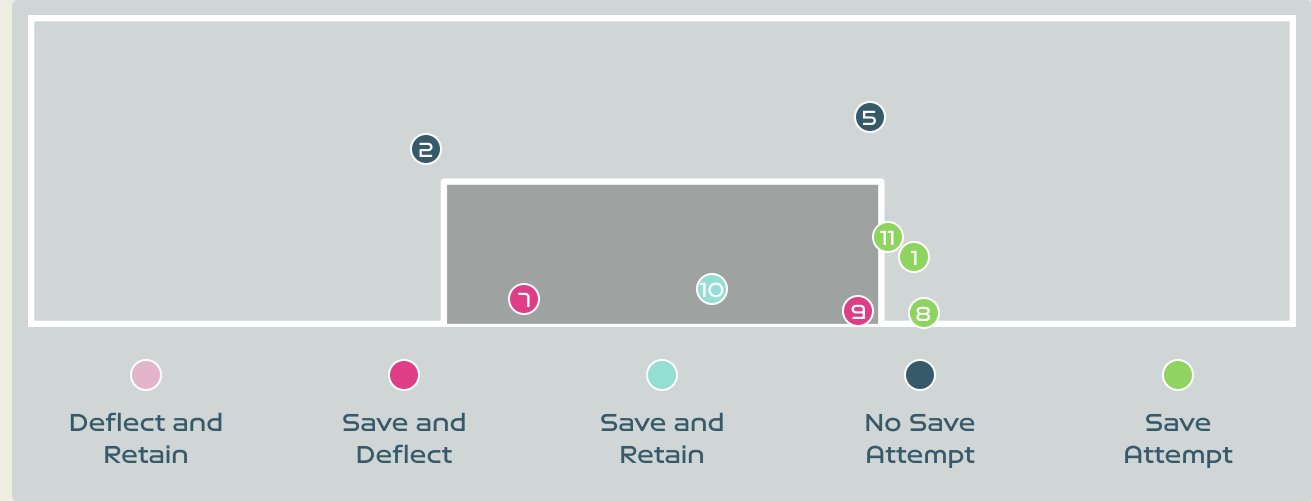
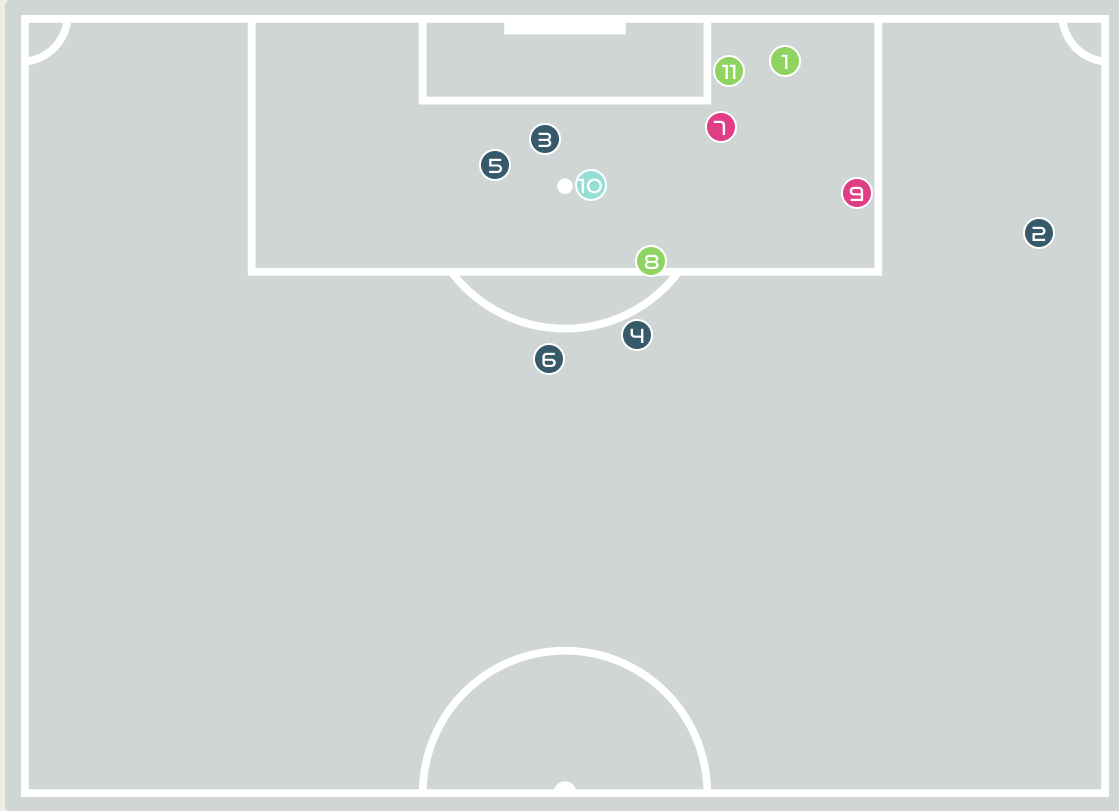


Goalkeeping Distribution





Goal Prevention

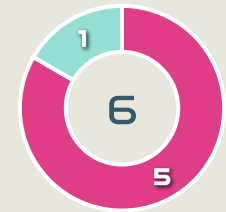


Intervention Type



- Deflect & Retain (Pink)
- Save & Deflect (Red)
- Save & Retain (Cyan)
- No Save Attempt (Dark Blue)
- Save Attempt (Green)

Intervention Body Type



- Head (Dark Blue)
- Hands (Red)
- Upper Body (Green)
- Lower Body (Pink)
- Feet (Cyan)

12

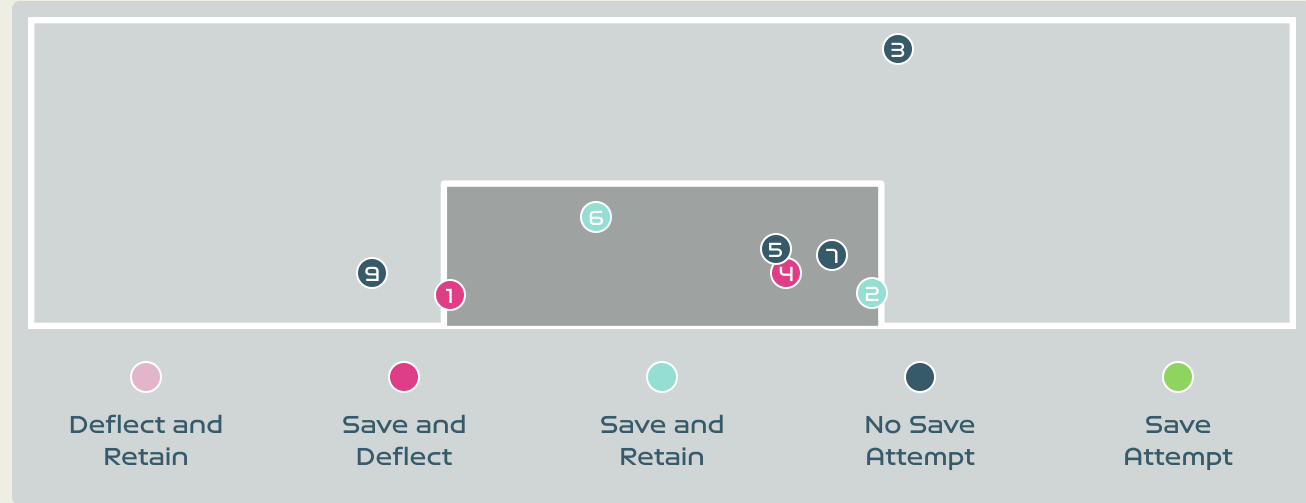
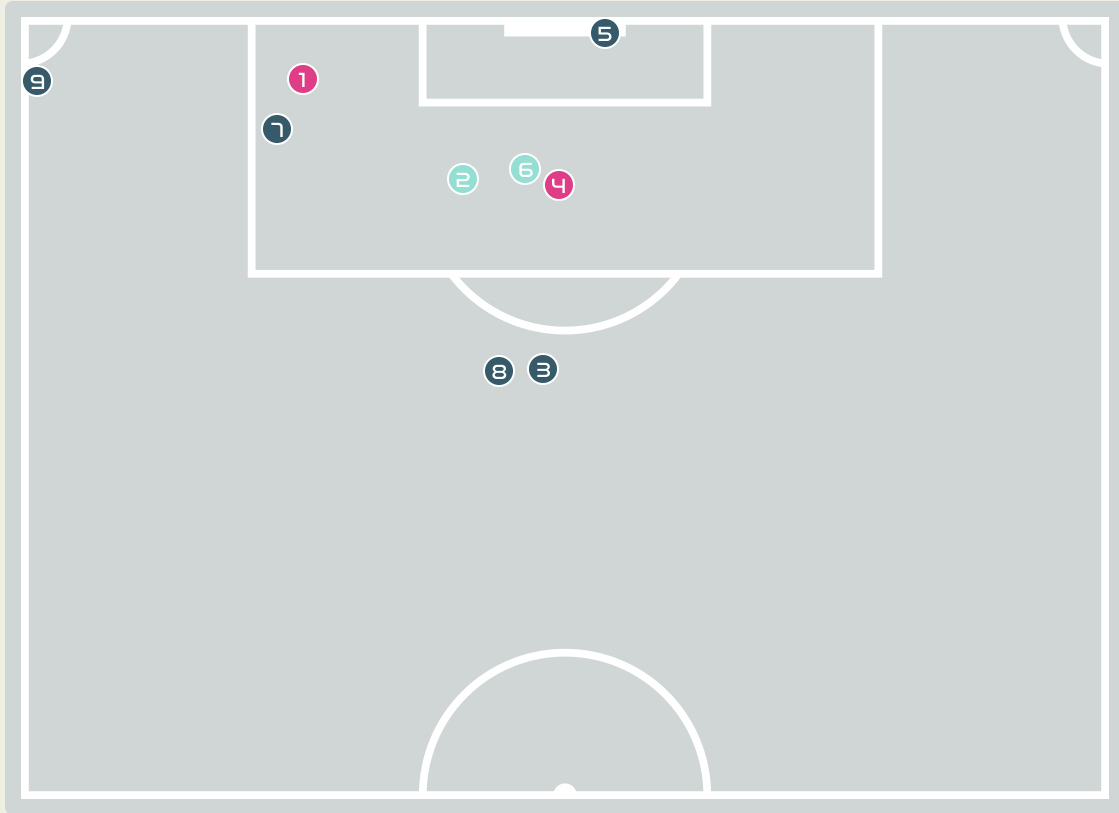
Total Attempts on Goal Faced

100

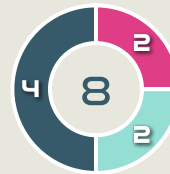
Save %

Total Attempts on Goal Faced	Total Goal Interventions	Save & Retain	Deflect & Retain	Save & Deflect	Save Attempt	No Save Attempt
12	3	1	0	2	3	6

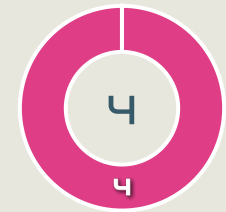
Goal Prevention



Intervention Type



Intervention Body Type



Total Attempts on Goal Faced

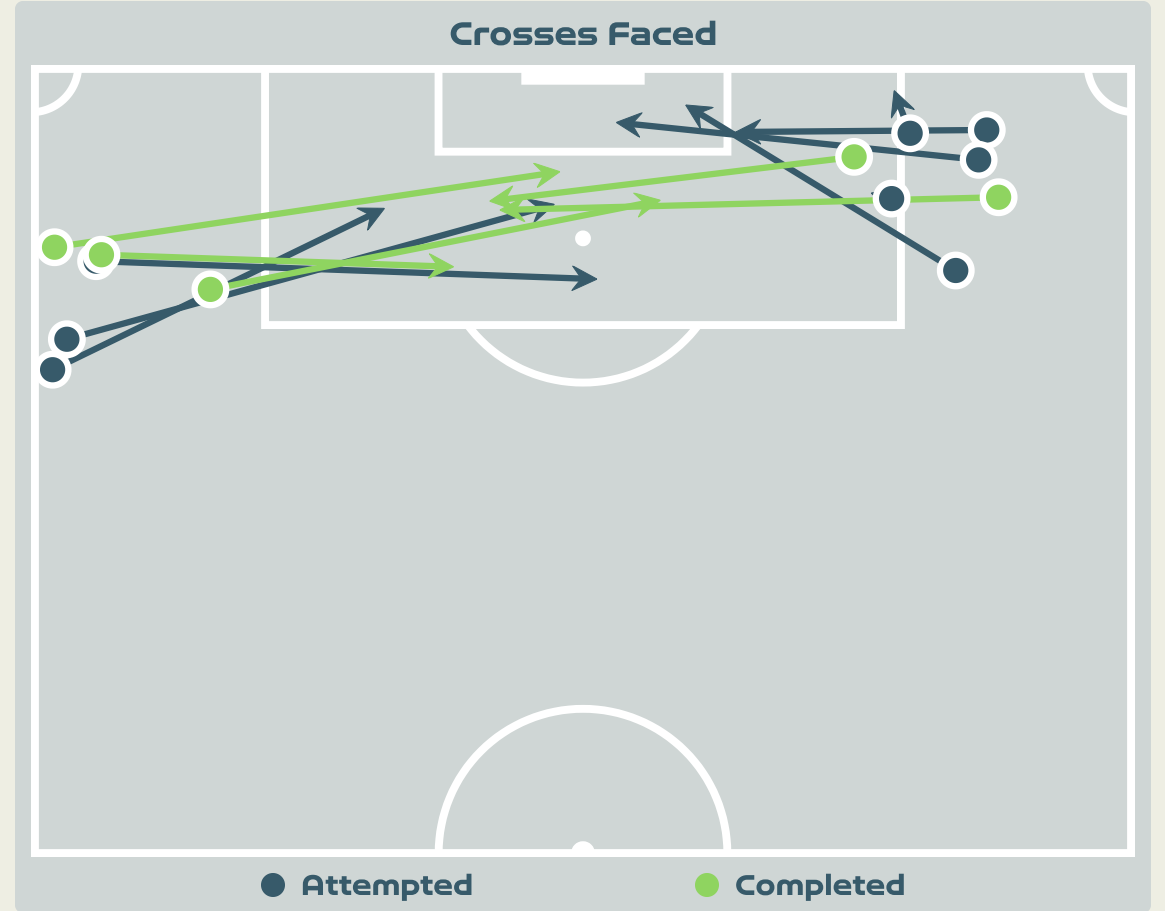



Save %

Total Attempts on Goal Faced	Total Goal Interventions	Save & Retain	Deflect & Retain	Save & Deflect	Save Attempt	No Save Attempt
8	4	2	0	2	0	4



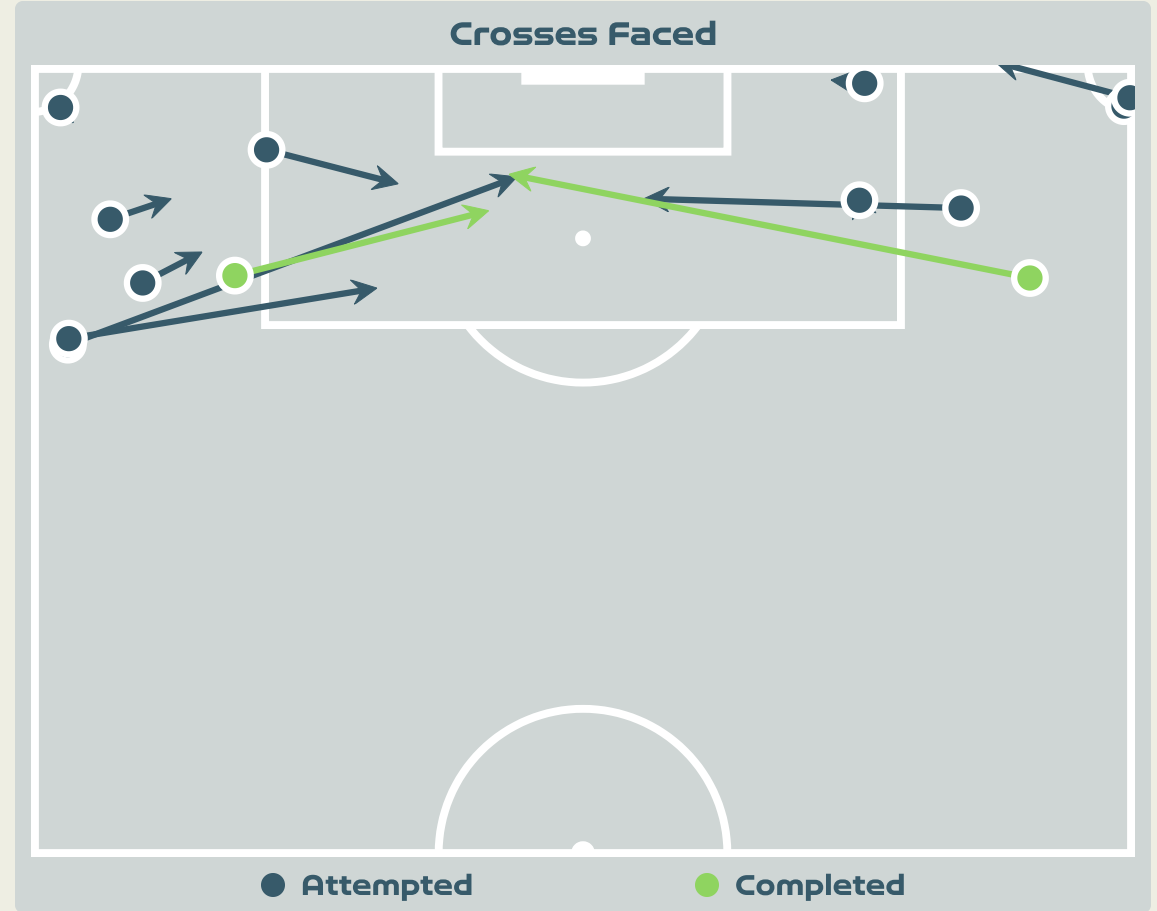

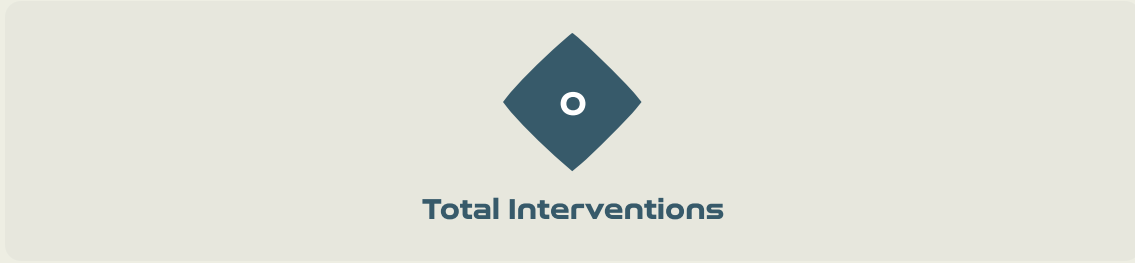
Aerial Control



Delivery Types Faced

Total	In Swing	Out Swing	Driven	Lofted	Cutback	Push
17	2	2	0	11	0	2

Aerial Control



Delivery Types Faced

Total	In Swing	Out Swing	Driven	Lofted	Cutback	Push
15	4	5	4	1	0	1



SET PLAYS



Morocco v Colombia





Set Plays - Corners

47

Total Set Plays

10

Total Free Kicks

1

Total Penalties

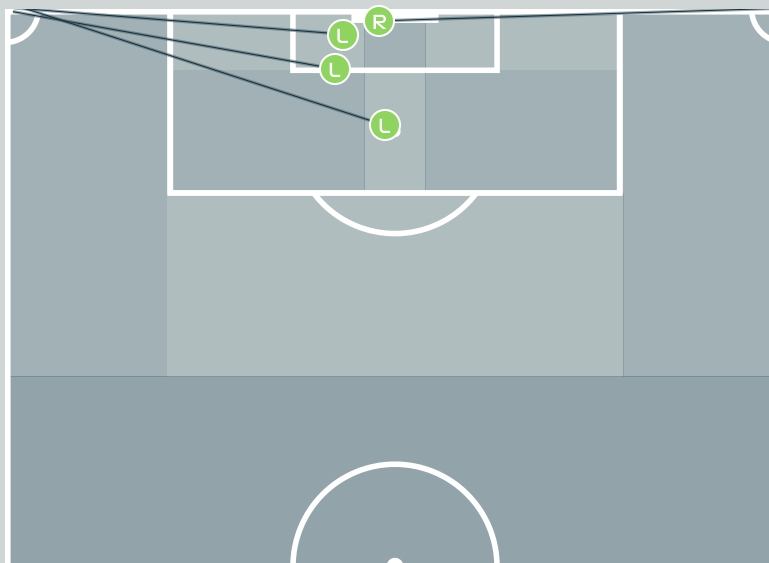
4

Total Corners

32

Total Throw Ins

Corners - First Contact



Morocco

Colombia

Delivery Type	From Left Side	From Right Side	Total
Direct to Area	2	0	2
Short	1	1	2
Edge of Penalty Area	0	0	0

Delivery Style	Total
Inswing	1
Outswing	0
Driven	0

Free Kicks

Type	Total
Direct	8
Direct (on target)	0
Direct (off target)	1
Indirect	2

First Contacts on Morocco Crosses

0

By Morocco

4

By Colombia

Top 5 Player First Contacts

Player	Team	Total
PEREZ Catalina	Colombia	1
ARIAS Daniela	Colombia	1
RAMIREZ Mayra	Colombia	1
ARIAS Carolina	Colombia	1

Set Plays - Corners

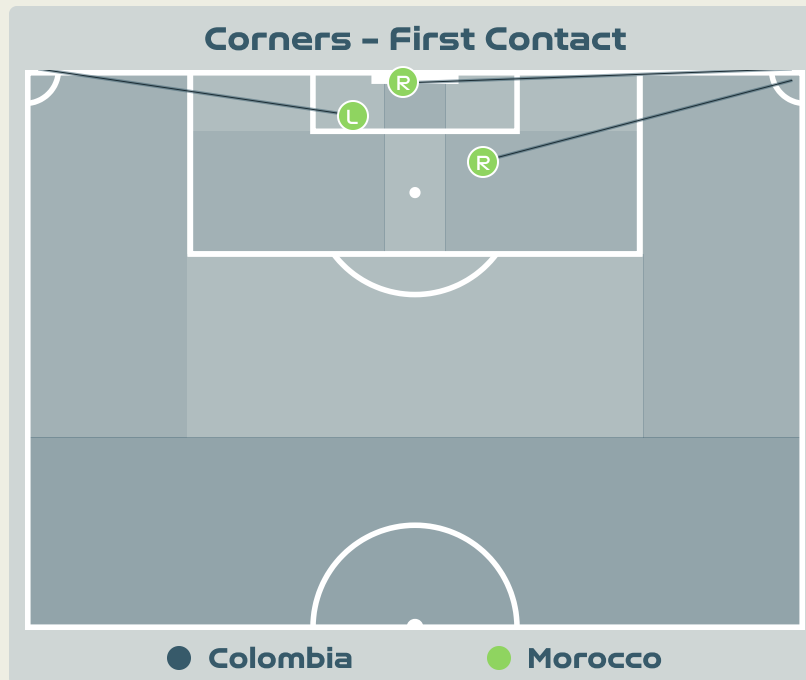
54
Total Set Plays

10
Total Free Kicks

0
Total Penalties

3
Total Corners

41
Total Throw Ins



Delivery Type	From Left Side	From Right Side	Total
Direct to Area	1	2	3
Short	0	0	0
Edge of Penalty Area	0	0	0

Delivery Style	Total
Inswing	1
Outswing	1
Driven	0

Free Kicks	
Type	Total
Direct	8
Direct (on target)	0
Direct (off target)	1
Indirect	2

First Contacts on Colombia Crosses

0
By Colombia

3
By Morocco

Top 5 Player First Contacts		
Player	Team	Total
ER-RMACHI Khadija	Morocco	1
LAHMARI Anissa	Morocco	1
AIT EL HAJ Hanane	Morocco	1



INDIVIDUAL DATA IN POSSESSION



Morocco v Colombia



In Possession - Distributions

Morocco



#	Player	Passes Attempted	Passes Completed	Pass Completion %	Switches of Play	Crosses Attempted	Crosses Completed	Line Breaks Attempted	Line Breaks Completed	Line Break Completion %	Ball Progressions	Take Ons	Step Ins	Attempts at Goal	Goals
1	ER-RMACHI Khadija	25	8	32%	0	0	0	20	6	30%	0	0	0	0	0
2	REDOUANI Zineb	23	16	70%	0	1	0	12	8	66%	0	0	0	0	0
3	BENZINA Nouhaila	15	11	73%	0	0	0	8	5	62%	1	0	1	0	0
5	EL CHAD Nesryne	12	8	67%	0	0	0	7	5	71%	0	0	0	1	0
6	NAKKACH Elodie	31	21	68%	0	0	0	18	12	66%	2	1	1	0	0
7	CHEBBAK Ghizlane	38	28	74%	1	4	0	16	12	75%	3	2	1	3	0
9	JRAIDI Ibtissam	16	14	88%	0	1	0	1	1	100%	1	1	0	2	0
11	TAGNAOUT Fatima	30	24	80%	0	5	2	10	7	70%	3	3	0	1	0
16	LAHMARI Anissa	30	20	67%	0	1	0	8	4	50%	0	0	0	2	1
17	AIT EL HAJ Hanane	39	20	51%	0	2	0	22	12	54%	1	0	1	0	0
19	OUZRAOUI Sakina	32	12	38%	0	1	0	9	4	44%	7	5	2	0	0
8	AMANI Salma	9	6	67%	0	0	0	5	2	40%	1	1	0	0	0
23	AYANE Rosella	4	2	50%	0	0	0	1	1	100%	1	1	0	0	0

In Possession - Offers & Receptions

Morocco



			Offer movement types						
#	Player	Total Offers	In Front	In Between	Out to In	In to Out	In Behind	No Movement	Offers Received
1	ER-RMACHI Khadija	2	0	0	0	0	0	2	1
2	REDOUANI Zineb	15	1	0	2	1	3	8	5
3	BENZINA Nouhaila	1	0	0	0	0	0	1	1
5	EL CHAD Nesryne	1	0	0	0	0	0	1	1
6	NAKKACH Elodie	6	3	2	0	1	0	0	3
7	CHEBBAK Ghizlane	23	5	11	0	1	5	1	9
9	JRAIDI Ibtissam	24	0	16	0	0	8	0	4
11	TAGNAOUT Fatima	46	4	4	0	5	17	16	20
16	LAHMARI Anissa	41	2	29	0	3	5	2	10
17	AIT EL HAJ Hanane	15	0	2	0	1	3	9	2
19	OUZRAOUI Sakina	19	0	3	1	1	7	7	6
8	AMANI Salma	17	0	6	0	1	9	1	3
23	AYANE Rosella	5	0	1	0	2	2	0	1

In Possession - Distributions



#	Player	Passes Attempted	Passes Completed	Pass Completion %	Switches of Play	Crosses Attempted	Crosses Completed	Line Breaks Attempted	Line Breaks Completed	Line Break Completion %	Ball Progressions	Take Ons	Step Ins	Attempts at Goal	Goals
1	PEREZ Catalina	22	20	91%	0	0	0	3	2	66%	0	0	0	0	0
2	VANEGAS Manuela	91	74	81%	4	4	1	39	26	66%	0	0	0	0	0
3	ARIAS Daniela	51	46	90%	1	0	0	4	2	50%	0	0	0	1	0
5	BEDOYA DURANGO Lorena	33	23	70%	1	1	1	13	7	53%	3	1	2	1	0
6	MONTOYA Daniela	29	24	83%	0	0	0	6	3	50%	0	0	0	2	0
9	RAMIREZ Mayra	17	17	100%	0	3	0	5	2	40%	6	5	1	4	0
10	SANTOS Leicy	46	38	83%	1	3	1	13	8	61%	3	2	1	2	0
11	USME Catalina	47	33	70%	0	1	0	15	8	53%	0	0	0	1	0
17	ARIAS Carolina	49	42	86%	0	0	0	14	11	78%	0	0	0	0	0
18	CAICEDO Linda	26	22	85%	0	5	3	9	6	66%	2	2	0	0	0
19	CARABALI Jorelyn	68	51	75%	6	0	0	28	14	50%	1	0	1	0	0
4	OSPINA GARCIA Diana	14	9	64%	0	0	0	4	2	50%	0	0	0	0	0
8	RESTREPO Marcela	1	1	100%	0	0	0	1	1	100%	0	0	0	0	0
21	CHACON Ivonne	1	1	100%	0	0	0	1	0	0%	1	0	1	0	0

In Possession - Offers & Receptions



			Offer movement types						
#	Player	Total Offers	In Front	In Between	Out to In	In to Out	In Behind	No Movement	Offers Received
1	PEREZ Catalina	0	0	0	0	0	0	0	0
2	VANEGAS Manuela	28	6	0	0	0	5	17	15
3	ARIAS Daniela	11	1	0	0	0	0	10	7
5	BEDOYA DURANGO Lorena	10	4	3	0	0	0	3	5
6	MONTOYA Daniela	55	14	23	0	1	5	12	15
9	RAMIREZ Mayra	109	3	14	2	6	51	33	18
10	SANTOS Leicy	47	12	19	2	3	3	8	14
11	USME Catalina	63	16	29	0	3	7	8	25
17	ARIAS Carolina	16	6	1	3	0	1	5	3
18	CAICEDO Linda	59	5	3	0	1	18	32	14
19	CARABALI Jorelyn	1	1	0	0	0	0	0	1
4	OSPINA GARCIA Diana	19	4	8	1	1	2	3	7
8	RESTREPO Marcela	1	0	1	0	0	0	0	0
21	CHACON Ivonne	10	0	3	0	1	5	1	2



INDIVIDUAL DATA OUT OF POSSESSION



Morocco v Colombia



Out of Possession

Morocco



#	Player	Tackles Made / Won	Blocks	Interceptions	Pressing Direct	Pressing Indirect	Duels Won - Aerial	Duels Won - Physical	Possession Contests won	Clearances	Loose Ball Receptions	Pushing On	Pushing On into Pressing	Possession Regains	Possession Interrupted
1	ER-RMACHI Khadija	0 / 0	0	0	0	0	0	0	0	0	5	0	0	10	0
2	REDOUANI Zineb	8 / 1	5	1	13	19	2	0	2	11	3	31	16	6	14
3	BENZINA Nouhaila	2 / 0	2	2	3	3	0	0	0	18	7	6	2	11	9
5	EL CHAD Nesryne	0 / 0	3	0	4	2	2	0	2	14	3	8	1	7	8
6	NAKKACH Elodie	7 / 6	5	2	8	17	0	0	1	5	8	25	9	13	3
7	CHEBBAK Ghizlane	5 / 1	2	1	11	18	1	0	1	2	15	26	7	2	5
9	JRAIDI Ibtissam	0 / 0	0	0	3	18	0	0	0	0	3	6	2	1	0
11	TAGNAOUT Fatima	8 / 2	1	2	7	14	0	0	0	1	6	20	11	4	5
16	LAHMARI Anissa	9 / 3	3	1	9	22	3	0	4	0	7	11	2	4	4
17	AIT EL HAJ Hanane	3 / 1	1	4	10	3	1	0	1	7	5	25	6	8	3
19	OUZRAOUI Sakina	6 / 0	3	1	8	28	1	0	1	0	9	23	16	3	1
8	AMANI Salma	2 / 1	0	0	3	21	0	0	0	0	2	6	4	1	0
23	AYANE Rosella	1 / 1	0	0	1	2	0	0	0	0	1	0	0	1	0

Out of Possession



#	Player	Tackles Made / Won	Blocks	Interceptions	Pressing Direct	Pressing Indirect	Duels Won - Aerial	Duels Won - Physical	Possession Contests won	Clearances	Loose Ball Receptions	Pushing On	Pushing On into Pressing	Possession Regains	Possession Interrupted
1	PEREZ Catalina	0 / 0	0	0	0	0	0	0	0	0	5	0	0	7	0
2	VANEGAS Manuela	8 / 2	5	4	11	10	4	0	4	10	8	11	8	13	8
3	ARIAS Daniela	5 / 2	6	1	6	6	1	0	1	5	5	5	1	6	5
5	BEDOYA DURANGO Lorena	6 / 0	1	0	6	18	1	0	2	3	14	13	8	3	6
6	MONTOYA Daniela	0 / 0	0	0	5	14	1	0	1	2	7	19	9	3	2
9	RAMIREZ Mayra	3 / 2	0	0	4	8	3	0	3	1	3	5	4	4	0
10	SANTOS Leicy	5 / 2	6	0	8	27	1	0	1	0	8	22	12	6	2
11	USME Catalina	1 / 0	6	2	4	26	3	0	3	1	6	8	6	7	3
17	ARIAS Carolina	1 / 0	5	1	0	3	0	0	1	4	6	4	2	3	6
18	CAICEDO Linda	0 / 0	1	3	1	3	0	0	0	0	8	8	2	2	1
19	CARABALI Jorelyn	5 / 2	5	3	0	0	1	0	1	5	12	1	0	9	4
4	OSPINA GARCIA Diana	3 / 0	2	1	4	11	1	0	2	2	2	14	7	4	3
8	RESTREPO Marcela	0 / 0	2	0	0	1	0	0	0	0	1	0	0	0	1
21	CHACON Ivonne	0 / 0	0	0	1	2	0	0	0	0	0	1	1	0	0



INDIVIDUAL DATA PHYSICAL



Morocco v Colombia



Physical Data

Morocco



#	Player	Total Distance (m)	Zone 1: 0-7 km/h (m)	Zone 2: 7-13km/h (m)	Zone 3: 13-19km/h (m)	Zone 4: 19-23km/h (m)	Zone 5: 23+ km/h (m)	High Speed Runs (Zone 4)	Sprints (Zone 5)	Top Speed (km/h)
1	ER-RMACHI Khadija	4485.6	3614.5	702.9	143.5	24.7	0	23.0	3.0	21.9
2	REDOUANI Zineb	11061.5	3317.3	3827.3	2637.1	841.8	438.0	217.0	65.0	29.3
3	BENZINA Nouhaila	9702.6	3420.2	4115.8	1763.9	267.8	133.9	154.0	24.0	28.7
5	EL CHAD Nesryne	9978.5	3324.8	4372.6	1782.2	401.1	97.8	161.0	29.0	32.0
6	NAKKACH Elodie	11773.5	3164.7	4777.7	3495.5	297.9	40.0	211.0	26.0	25.9
7	CHEBBAK Ghizlane	12058.5	3640.4	3908.1	3641.7	686.1	182.1	242.0	57.0	30.3
9	JRAIDI Ibtissam	9427.0	3241.9	2875.2	2581.1	520.4	209.3	199.0	44.0	27.4
11	TAGNAOUT Fatima	10832.9	3600.9	3852.2	2263.0	680.3	436.6	193.0	65.0	32.2
16	LAHMARI Anissa	8286.6	2664.1	2805.0	2481.8	292.5	42.3	171.0	28.0	27.7
17	AIT EL HAJ Hanane	9896.5	3657.8	3463.8	1887.3	472.1	415.7	160.0	45.0	29.7
19	OUZRAOUI Sakina	11525.3	3359.6	4760.0	2698.1	519.8	187.9	176.0	42.0	30.0
8	AMANI Salma	3909.7	820.7	1479.8	1230.8	239.3	138.8	89.0	19.0	25.5
23	AYANE Rosella	1853.1	625.6	399.2	554.8	153.6	119.7	41.0	14.0	29.6

Physical Data



#	Player	Total Distance (m)	Zone 1: 0-7 km/h (m)	Zone 2: 7-13km/h (m)	Zone 3: 13-19km/h (m)	Zone 4: 19-23km/h (m)	Zone 5: 23+ km/h (m)	High Speed Runs (Zone 4)	Sprints (Zone 5)	Top Speed (km/h)
1	PEREZ Catalina	4538.1	3438.1	730.2	315.9	54.0	0	42.0	5.0	25.0
2	VANEGAS Manuela	9406.1	3851.8	2781.4	1965.9	676.3	130.7	183.0	44.0	29.8
3	ARIAS Daniela	9670.9	3670.1	3649.8	1705.9	403.3	242.7	157.0	37.0	29.3
5	BEDOYA DURANGO Lorena	7987.7	2988.2	2657.5	1874.7	369.8	97.4	140.0	33.0	28.0
6	MONTOYA Daniela	7249.1	2555.3	2475.6	1743.4	449.4	25.4	120.0	28.0	27.7
9	RAMIREZ Mayra	9107.9	4406.4	2662.2	1210.4	467.2	361.6	117.0	46.0	30.8
10	SANTOS Leicy	11280.2	3601.8	3820.6	3216.0	523.4	119.6	222.0	43.0	27.0
11	USME Catalina	10916.2	3591.4	4627.4	2286.9	374.4	37.1	178.0	30.0	25.8
17	ARIAS Carolina	8914.7	3774.5	2578.1	1726.8	580.3	255.9	159.0	48.0	28.7
18	CAICEDO Linda	8787.7	4087.2	2340.2	1491.3	475.4	393.7	144.0	47.0	32.3
19	CARABALI Jorelyn	9241.4	3895.2	3427.6	1405.6	355.8	157.1	134.0	29.0	28.7
4	OSPINA GARCIA Diana	4118.3	1466.9	1477.6	944.3	191.1	38.3	72.0	15.0	25.6
8	RESTREPO Marcela	1347.4	337.0	448.8	475.1	41.6	44.9	28.0	3.0	27.0
21	CHACON Ivonne	1547.2	546.5	474.5	353.1	129.3	43.8	32.0	10.0	30.1

