



Canada 0 - 4 Australia

Group B - Match 35

31 July 2023

20:00 Kick Off

AAMI Park

POST MATCH SUMMARY REPORT

Match Summary - Teams

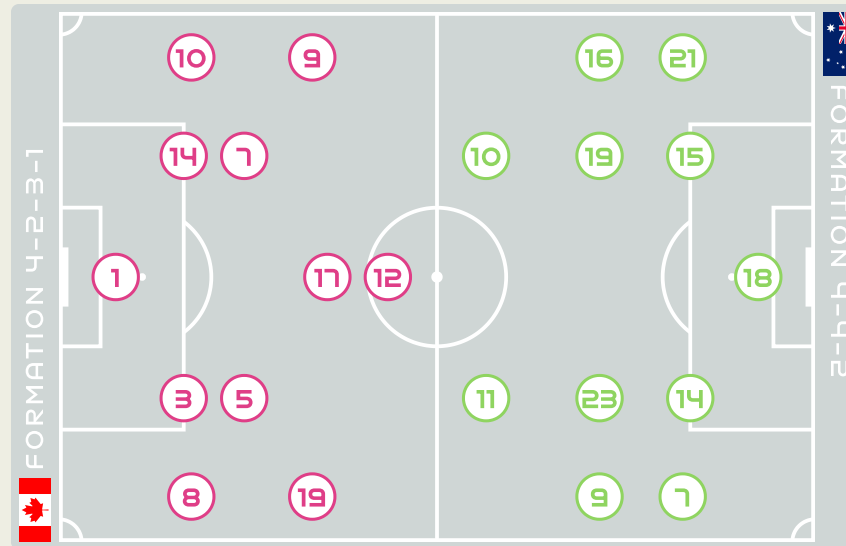


STARTING

1	GK	SHERIDAN Kailen	
3	DF	BUCHANAN Kadeisha	
5	MF	QUINN	↓ 77'
7	MF	GROSSO Julia	↓ 46'
8	DF	RIVIERE Jayde	↓ 46'
9	FW	HUITEMA Jordyn	↓ 46'
10	DF	LAWRENCE Ashley	
12	FW	SINCLAIR Christine (C)	↓ 46'
14	DF	GILLES Vanessa	
17	MF	FLEMING Jessie	
19	FW	LEON Adriana	↓ 64'

SUBSTITUTES

18	GK	DANGELO Sabrina	
22	GK	PROULX Lysianne	
2	DF	CHAPMAN Allysha	↑ 46'
4	DF	ZADORSKY Shelina	
6	FW	ROSE Deanne	↑ 46'
11	FW	VIENS Evelyne	↑ 64'
13	MF	SCHMIDT Sophie	↑ 46'
15	FW	PRINCE Nichelle	
16	DF	CARLE Gabrielle	
20	FW	LACASSE Cloe	↑ 46'
21	MF	AWUJO Simi	
23	FW	SMITH Olivia	↑ 77'



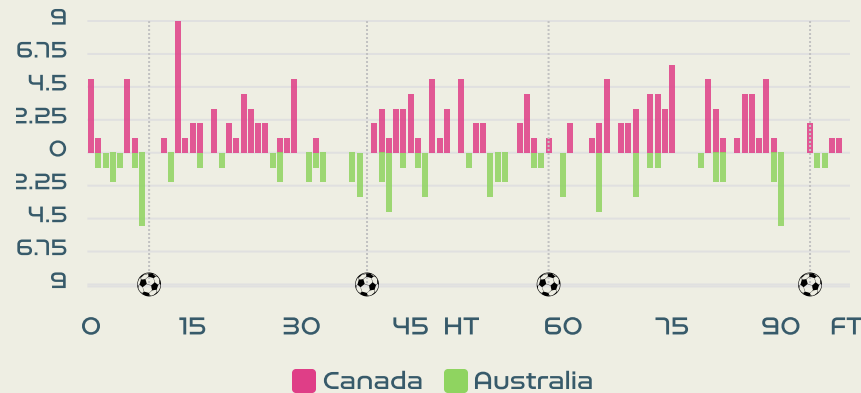
STARTING

18	GK	ARNOLD Mackenzie	
7	DF	(C) CATLEY Steph	
9	FW	FOORD Caitlin	
10	MF	VAN EGMOND Emily	↓ 84'
11	FW	FOWLER Mary	58'
14	DF	KENNEDY Alanna	
15	DF	HUNT Clare	
16	FW	RASO Hayley	↓ 75', 39', 9'
19	MF	GORRY Katrina	↓ 90+6'
21	DF	CARPENTER Ellie	
23	MF	COONEY-CROSS Kyra	

SUBSTITUTES

1	GK	WILLIAMS Lydia	
12	GK	MICAH Teagan	
2	DF	NEVIN Courtney	
3	DF	LUIK Aivi	
4	DF	POLKINGHORNE Clare	↑ 84'
5	FW	VINE Cortnee	↑ 75'
6	MF	WHEELER Clare	
8	MF	CHIDIAC Alex	
13	MF	YALLOP Tameka	
17	FW	SIMON Kyah	
20	FW	KERR Sam	
22	DF	GRANT Charlotte	↑ 90+6'

Distribution in the Final Third



Match Summary - Key Statistics



Possession

Total	52.9%	16.5%	30.6%	Total
0	Goals			4
11 (3)	Attempts at Goal (On Target)			10 (7)
495 (393)	Total Passes (Complete)			298 (206)
79 %	Pass Completion %			69 %
85	Completed Line Breaks			71
6	Defensive Line Breaks			12
107	Receptions in the Final Third			63
25	Crosses			18
12	Ball Progressions			11
190 (54)	Defensive Pressures Applied (Direct Pressures)			223 (52)
75	Forced Turnovers			85
108	Second Balls			103
111.9 km	Total Distance Covered			115.8 km
5.7 km	Zone 4 - Low Speed Sprinting: 19-23km/h			5.7 km



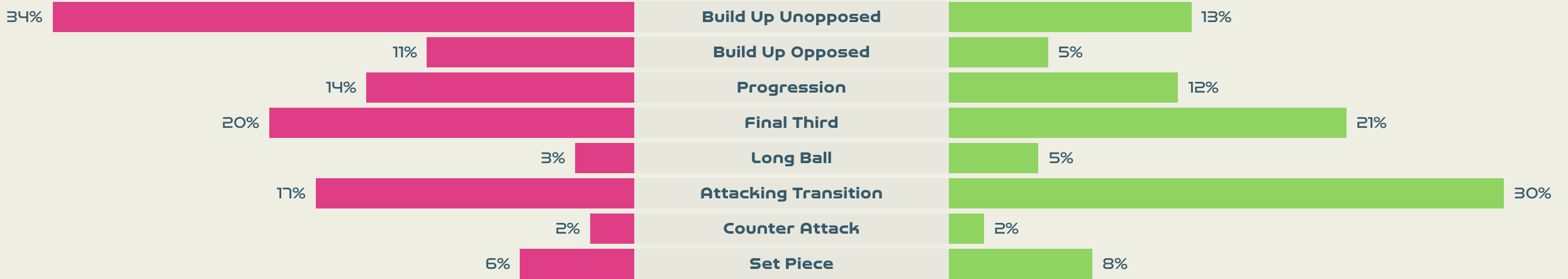
Canada

Phases of Play

Australia



IN POSSESSION



OUT OF POSSESSION





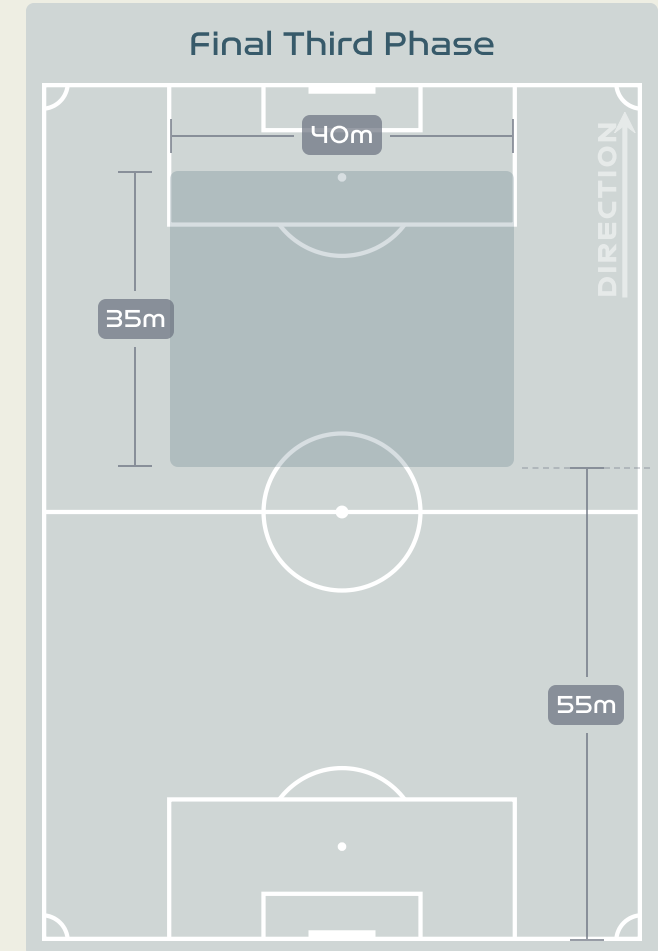
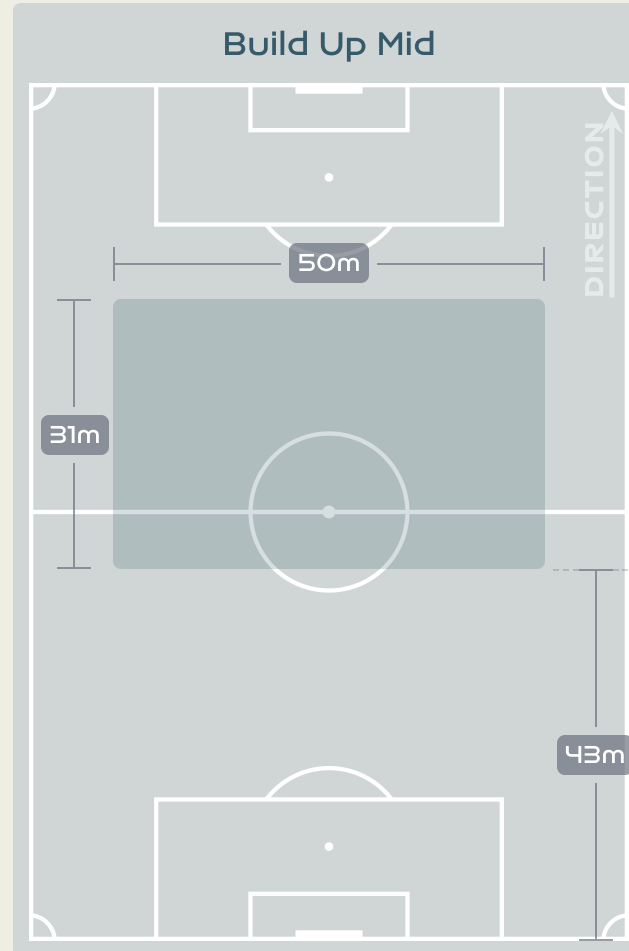
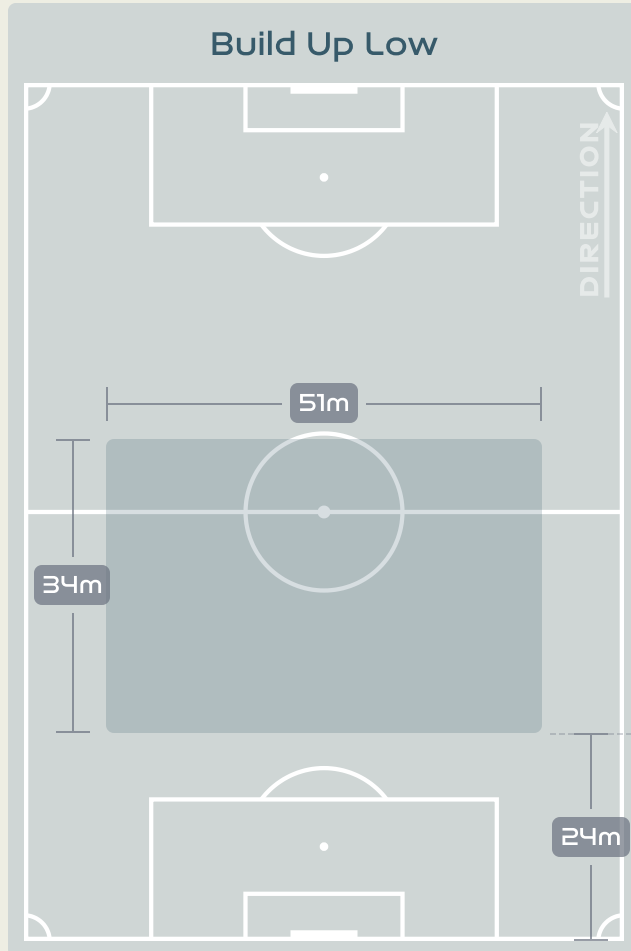
IN POSSESSION



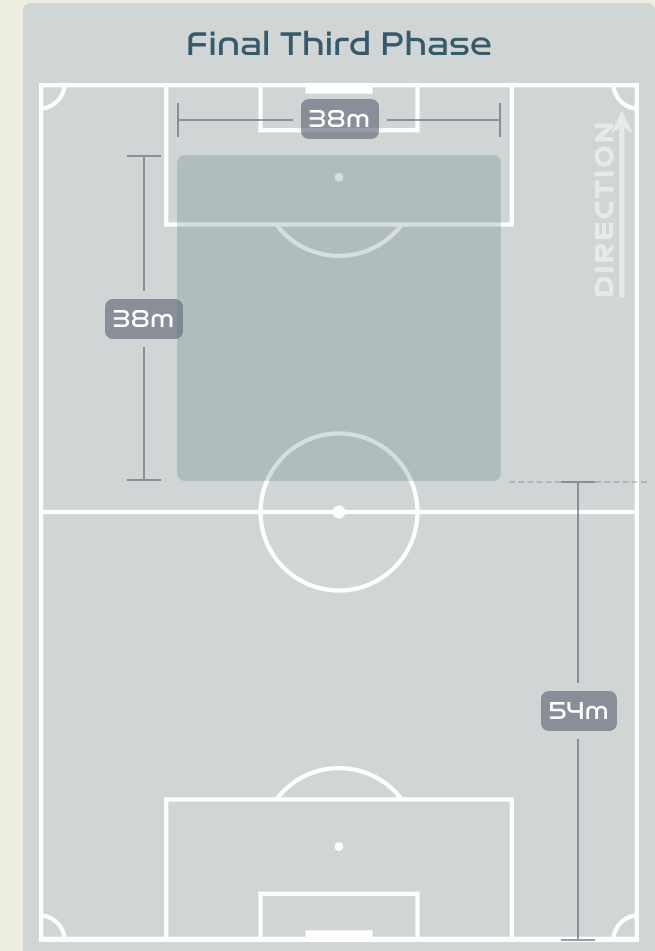
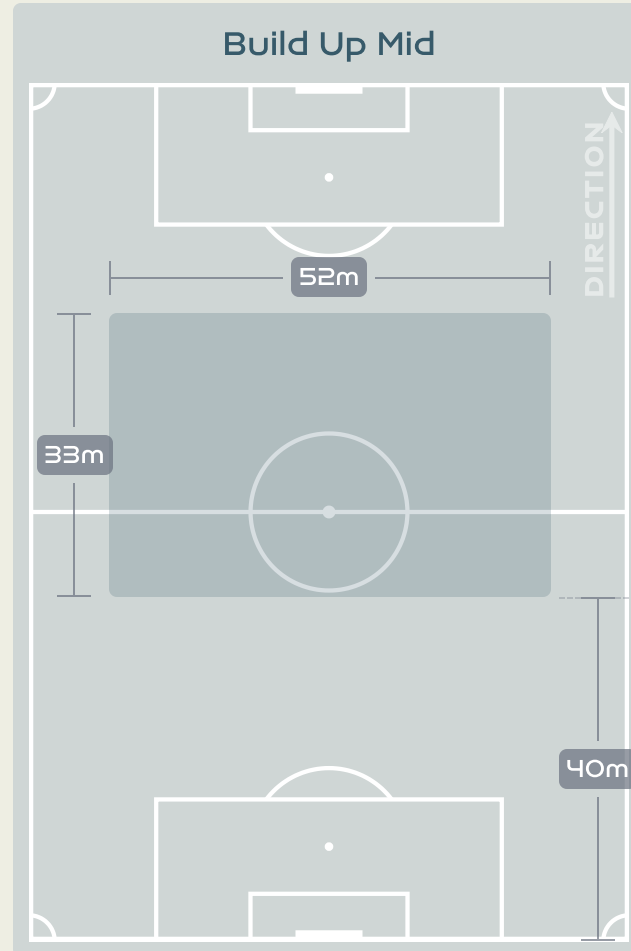
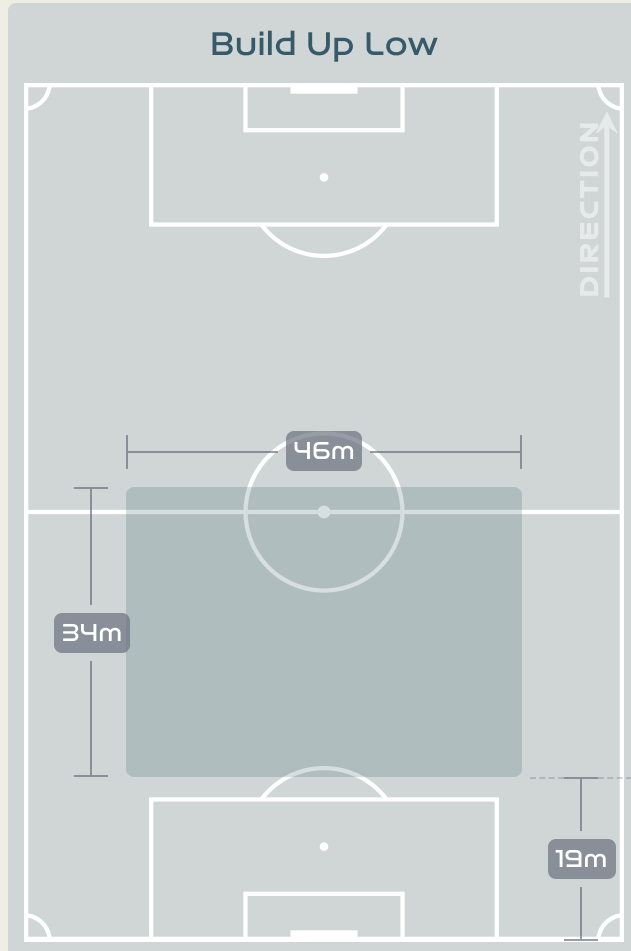
Canada v Australia



In Possession Line Height & Team Length



In Possession Line Height & Team Length



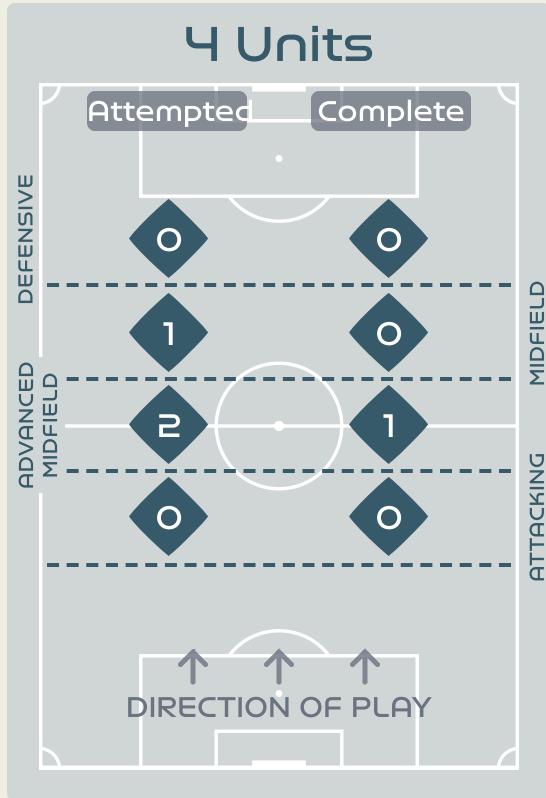
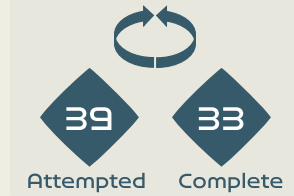
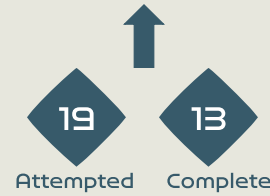
Line Breaks



Canada

Attempted Line Breaks

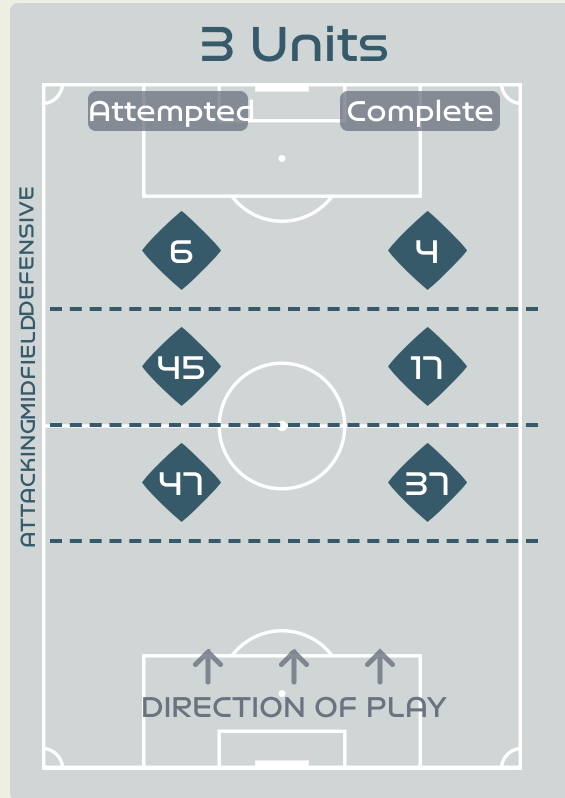
145



Attempted Line Breaks 3

Inside Shape 3

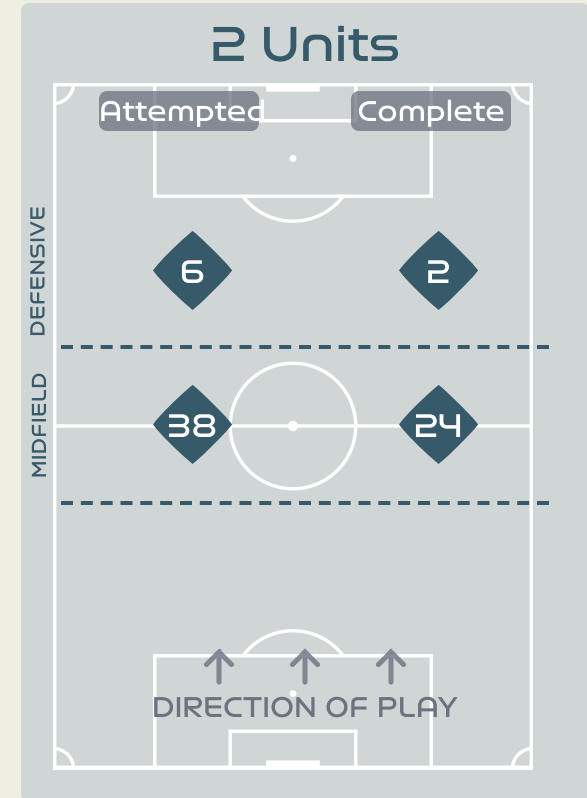
Outside Shape 0



Attempted Line Breaks 98

Inside Shape 66

Outside Shape 32



Attempted Line Breaks 44

Inside Shape 32

Outside Shape 12

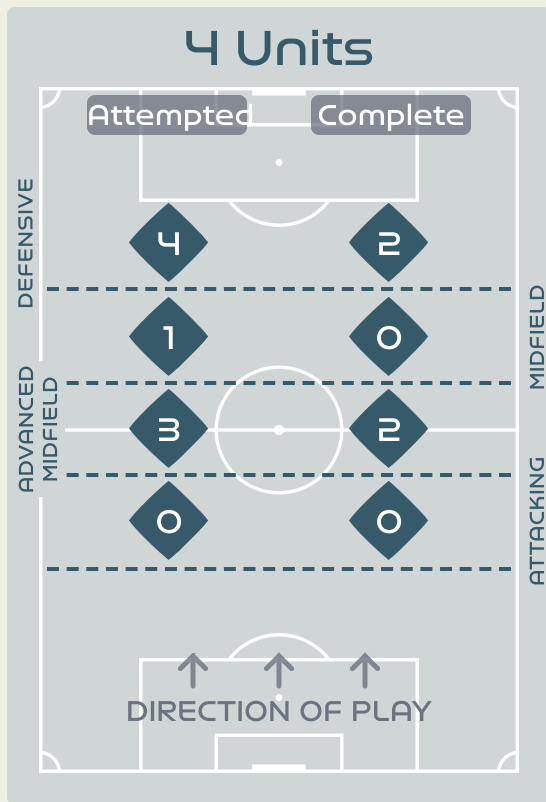
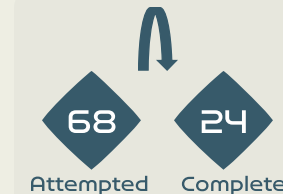
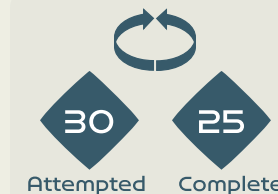
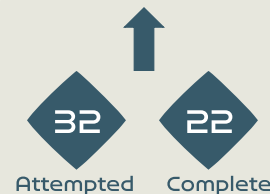
Line Breaks



Australia

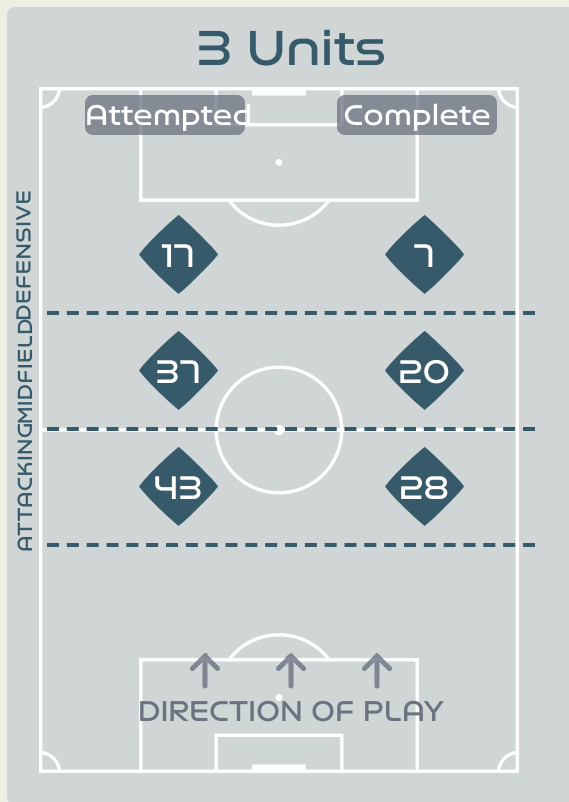
Attempted Line Breaks

130



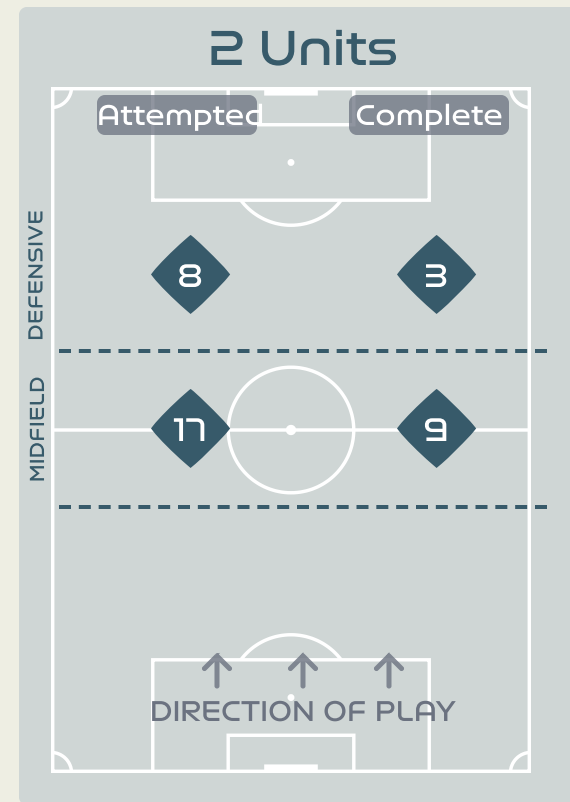
Attempted Line Breaks 8

Inside Shape	5
Outside Shape	3



Attempted Line Breaks 97

Inside Shape	65
Outside Shape	32



Attempted Line Breaks 25

Inside Shape	19
Outside Shape	6

Line Breaks



					4 Units				3 Units			2 Units		Direction			Distribution Type		
#	Player	Line Breaks Attempted	Line Breaks Completed	Line Break Completion %	Attacking Line	Attacking Midfield Line	Midfield Line	Defensive Line	Attacking Line	Midfield Line	Defensive Line	Midfield Line	Defensive Line	Through	Around	Over	Pass	Cross	Ball Progression
18	ARNOLD Mackenzie	24	8	33%	0	3	1	0	11	6	0	3	0	0	1	23	24	0	0
7	CATLEY Steph	23	15	65%	0	0	0	1	8	3	3	3	5	3	7	13	22	1	0
9	FOORD Caitlin	8	3	37%	0	0	0	1	1	3	2	0	1	3	1	4	7	1	0
10	VAN EGMOND Emily	3	2	66%	0	0	0	1	1	0	1	0	0	1	1	1	3	0	0
11	FOWLER Mary	8	5	62%	0	0	0	0	0	4	1	2	1	7	0	1	7	0	1
14	KENNEDY Alanna	5	2	40%	0	0	0	0	2	3	0	0	0	0	2	3	5	0	0
15	HUNT Clare	11	8	72%	0	0	0	0	8	1	0	2	0	6	1	4	11	0	0
16	RASO Hayley	6	2	33%	0	0	0	0	0	3	2	1	0	2	1	3	4	1	1
19	GORRY Katrina	17	11	64%	0	0	0	0	3	5	5	4	0	6	4	7	15	1	1
21	CARPENTER Ellie	19	11	57%	0	0	0	0	9	5	3	1	1	2	9	8	19	0	0
23	COONEY-CROSS Kyra	5	4	80%	0	0	0	1	0	3	0	1	0	2	3	0	5	0	0
4	POLKINGHORNE Clare	0	0	0%	0	0	0	0	0	0	0	0	0	0	0	0	0	0	0
5	VINE Cortnee	0	0	0%	0	0	0	0	0	0	0	0	0	0	0	0	0	0	0
22	GRANT Charlotte	1	0	0%	0	0	0	0	0	1	0	0	0	0	0	1	1	0	0

Passing Networks



#	Passes From ↓ to →	SHERIDAN Kailen	BUCHANAN Kadeisha	QUINN	GROSSO Julia	RIVIERE Jayde	HUITEMA Jordyn	LAWRENCE Ashley	SINCLAIR Christine	GILLES Vanessa	FLEMING Jessie	LEON Adriana	CHAPMAN Allysha	ROSE Deanne	VIENS Evelyne	SCHMIDT Sophie	LACASSE Cloe	SMITH Olivia
1	SHERIDAN Kailen		5	3	0	0	1	2	0	9	0	0	0	0	0	1	0	0
3	BUCHANAN Kadeisha	11		6	1	7	0	3	0	20	2	0	0	0	0	1	1	0
5	QUINN	1	13		4	4	0	2	0	7	1	2	1	1	1	0	3	0
7	GROSSO Julia	1	1	2		1	3	6	1	7	1	1	0	0	0	0	0	0
8	RIVIERE Jayde	3	5	5	1		0	0	0	5	0	3	0	0	0	0	0	0
9	HUITEMA Jordyn	0	0	0	4	0		6	1	1	0	0	0	0	0	0	0	0
10	LAWRENCE Ashley	2	1	3	2	1	6		1	6	2	0	0	0	0	0	0	0
12	SINCLAIR Christine	0	1	2	1	1	1	2		0	0	3	0	0	0	0	0	0
14	GILLES Vanessa	11	18	6	3	1	3	10	0		4	0	3	0	0	3	1	0
17	FLEMING Jessie	0	3	5	0	3	1	1	3	1		3	4	1	0	2	0	0
19	LEON Adriana	0	0	0	1	1	0	0	1	0	4		0	0	0	2	0	0
2	CHAPMAN Allysha	0	0	1	0	0	0	0	0	3	1	1		0	0	2	4	0
6	ROSE Deanne	0	0	0	0	0	0	1	0	1	1	0	0		0	0	0	0
11	VIENS Evelyne	0	0	0	0	0	0	0	0	1	0	0	0	1		0	0	0
13	SCHMIDT Sophie	2	1	2	0	0	0	0	0	2	2	2	0	0	0		6	0
20	LACASSE Cloe	0	0	2	0	0	0	0	0	0	1	3	5	0	1	2		2
23	SMITH Olivia	0	0	0	0	0	0	0	0	0	1	0	0	0	0	1	1	

Top 5 Player to Player Passers		
Player	Passed To	% of Total Team Passes
BUCHANAN Kadeisha	GILLES Vanessa	5.6%
GILLES Vanessa	BUCHANAN Kadeisha	5%
QUINN	BUCHANAN Kadeisha	3.6%
BUCHANAN Kadeisha	SHERIDAN Kailen	3.1%
GILLES Vanessa	SHERIDAN Kailen	3.1%

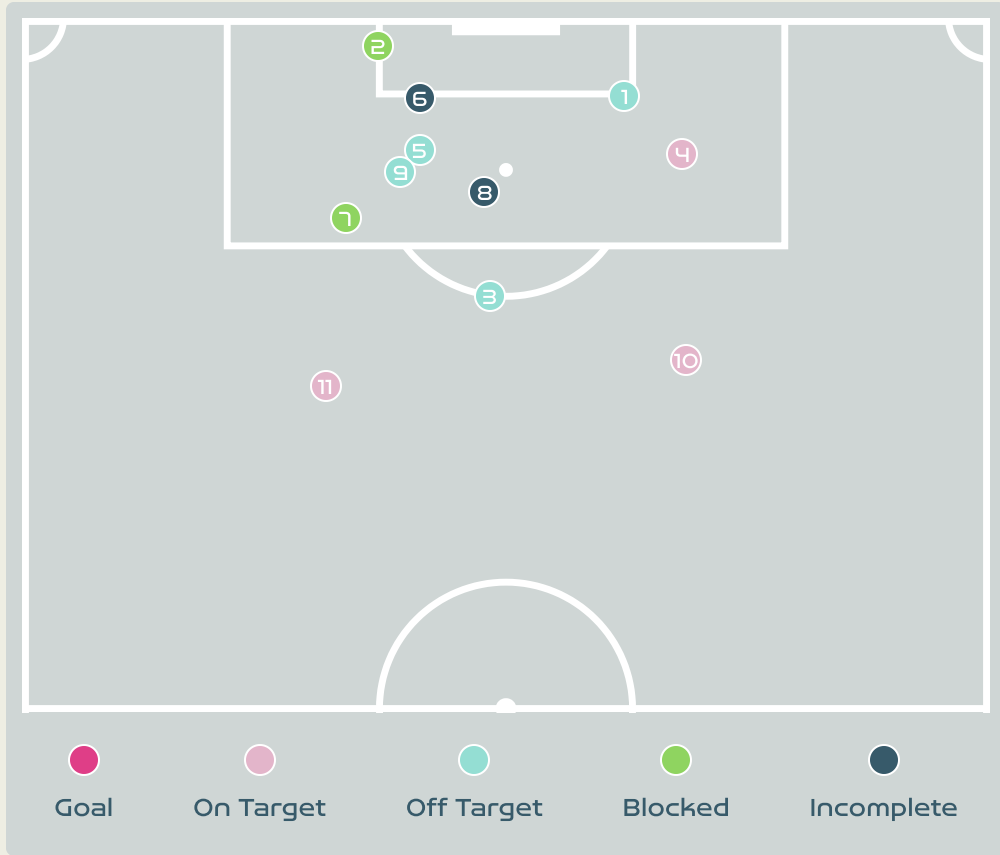
Passing Networks








#	Passes From ↓ to →	ARNOLD Mackenzie	CATLEY Steph	FOORD Caitlin	VAN EGMOND Emily	FOWLER Mary	KENNEDY Alanna	HUNT Clare	RASO Hayley	GORRY Katrina	CARPENTER Ellie	COONEY-CROSS Kyra	POLKINGHORNE Clare	VINE Cortnee	GRANT Charlotte
18	ARNOLD Mackenzie		0	3	0	0	3	1	2	0	0	0	0	0	0
7	CATLEY Steph	0		11	1	3	3	0	1	1	0	2	0	0	0
9	FOORD Caitlin	0	10		1	1	0	0	0	3	0	2	0	0	0
10	VAN EGMOND Emily	0	1	3		2	1	0	2	3	0	1	0	0	0
11	FOWLER Mary	0	1	2	1		0	0	0	3	3	0	0	0	0
14	KENNEDY Alanna	2	8	0	0	0		2	0	3	0	1	0	0	0
15	HUNT Clare	5	2	0	0	0	3		0	4	4	4	0	0	0
16	RASO Hayley	0	0	0	0	2	0	3		1	4	2	0	0	0
19	GORRY Katrina	0	2	3	3	2	1	2	0		2	3	1	0	0
21	CARPENTER Ellie	2	0	0	2	1	1	1	7	0		1	0	0	0
23	COONEY-CROSS Kyra	2	4	1	1	2	4	2	2	4	4		0	0	0
4	POLKINGHORNE Clare	0	0	0	0	0	0	0	0	1	0	0		0	0
5	VINE Cortnee	0	0	0	0	0	0	0	0	0	0	0	0		0
22	GRANT Charlotte	0	0	0	0	0	0	0	0	0	0	0	0	0	

Top 5 Player to Player Passers		
Player	Passed To	% of Total Team Passes
CATLEY Steph	FOORD Caitlin	6%
FOORD Caitlin	CATLEY Steph	5.5%
KENNEDY Alanna	CATLEY Steph	4.4%
CARPENTER Ellie	RASO Hayley	3.8%
HUNT Clare	ARNOLD Mackenzie	2.7%

Attempts at Goal




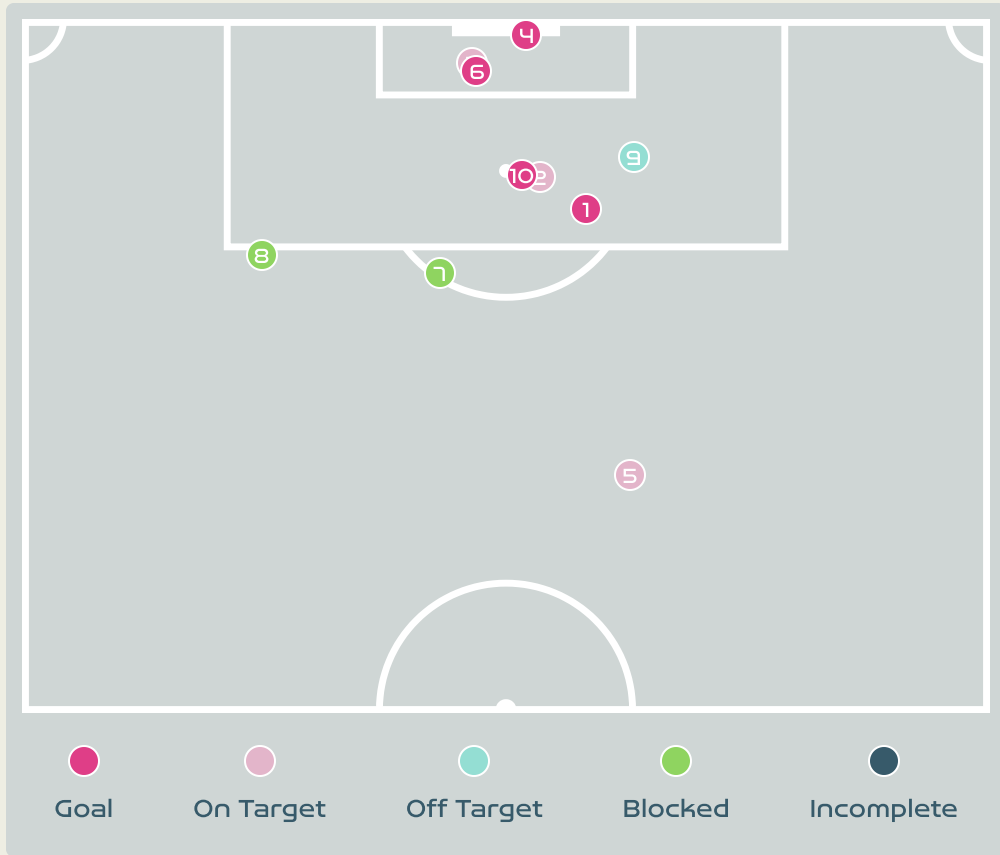
Key	Outcome	Shots
	Goals	0
	On Target	3
	Off Target	4
	Blocked	2
	Incomplete	2








Attempts at Goal

Time	Player	Outcome	Body Part	Delivery Type
21	9 HUITEMA Jordyn	Off Target	Head	Freekick
29	19 LEON Adriana	Incomplete - Blocked	Left Foot	Pass
55	13 SCHMIDT Sophie	Off Target	Right Foot	Pass
65	6 ROSE Deanne	On Target - Saved	Right Foot	Pass
75	13 SCHMIDT Sophie	Deflected Off Target - Defensive Event	Right Foot	Loose Ball
75	14 GILLES Vanessa	Incomplete	Head	Corner
84	20 LACASSE Cloe	Incomplete - Blocked	Right Foot	Loose Ball
85	14 GILLES Vanessa	Incomplete - Defensive Event	Head	Cross
85	14 GILLES Vanessa	Off Target - Saved	Head	Pass
88	11 VIENS Evelyne	On Target - Saved	Right Foot	Loose Ball
94	23 SMITH Olivia	Deflected On Target - Saved	Right Foot	Loose Ball

Attempts at Goal



Key	Outcome	Shots
	Goals	4
	On Target	3
	Off Target	1
	Blocked	2
	Incomplete	0

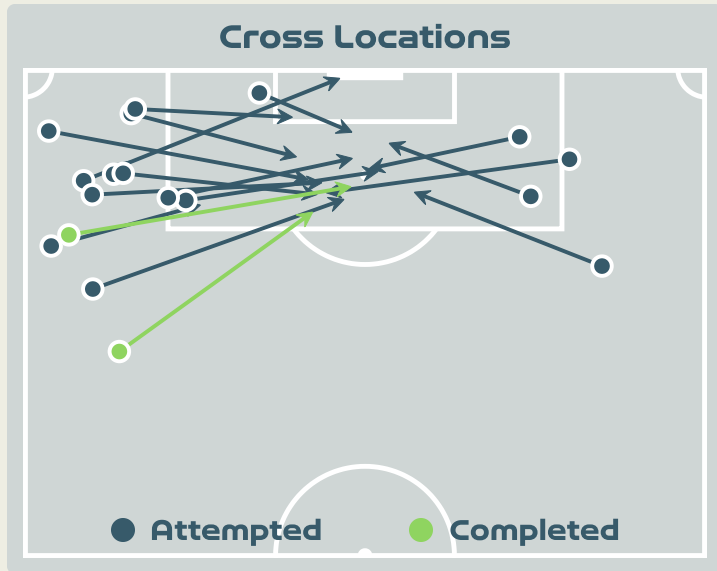
Attempts at Goal

Australia

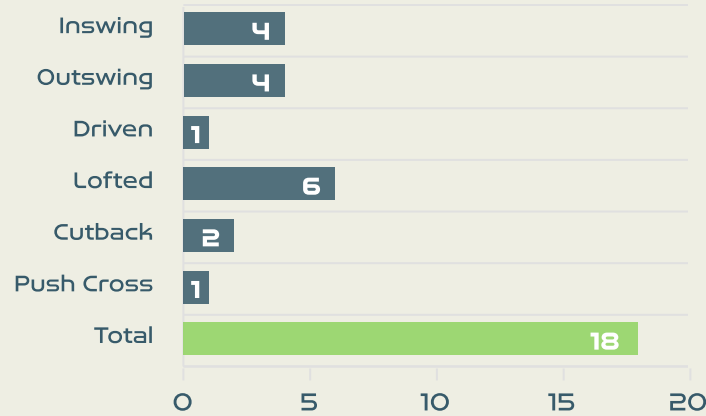
Time	Player	Outcome	Body Part	Delivery Type
8	16 RASO Hayley	On Target - Goal	Right Foot	Loose Ball
12	16 RASO Hayley	On Target - Saved	Left Foot	Pass
33	11 FOWLER Mary	On Target - Goal Disallowed	Left Foot	Loose Ball
38	16 RASO Hayley	On Target - Goal	Left Foot	Loose Ball
51	23 COONEY-CROSS Kyra	On Target - Saved	Right Foot	Other
57	11 FOWLER Mary	On Target - Goal	Left Foot	Cross
65	11 FOWLER Mary	Incomplete - Blocked	Right Foot	Pass
73	9 FOORD Caitlin	Incomplete - Blocked	Right Foot	Pass
79	11 FOWLER Mary	Off Target	Left Foot	Loose Ball
93	7 CATLEY Steph	On Target - Goal	Left Foot	Penalty



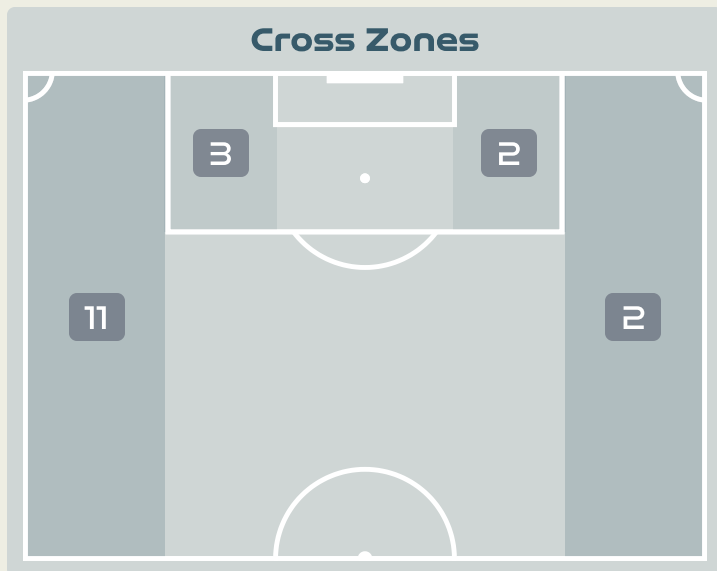
Crosses (Open Play)



Delivery Type



#	Player	Inswing	Outswing	Driven	Lofted	Cutback	Push Cross	Total Attempted
1	SHERIDAN Kailen	0	0	0	0	0	0	0
3	BUCHANAN Kadeisha	0	0	0	0	0	0	0
5	QUINN	0	0	0	0	0	0	0
7	GROSSO Julia	0	0	0	1	0	0	1
8	RIVIERE Jayde	0	0	0	0	0	0	0
9	HUITEMA Jordyn	0	1	0	1	0	0	2
10	LAWRENCE Ashley	0	1	0	0	0	0	1
12	SINCLAIR Christine	0	0	0	0	0	0	0
14	GILLES Vanessa	0	0	0	0	0	0	0
17	FLEMING Jessie	0	0	1	0	0	0	1
19	LEON Adriana	1	1	0	3	0	0	5
2	CHAPMAN Allysha	0	1	0	0	0	0	1
6	ROSE Deanne	1	0	0	1	0	0	2
11	VIENS Evelyne	0	0	0	0	0	0	0
13	SCHMIDT Sophie	2	0	0	0	0	1	3
20	LACASSE Cloe	0	0	0	0	2	0	2
23	SMITH Olivia	0	0	0	0	0	0	0



Attempted

18

Completed

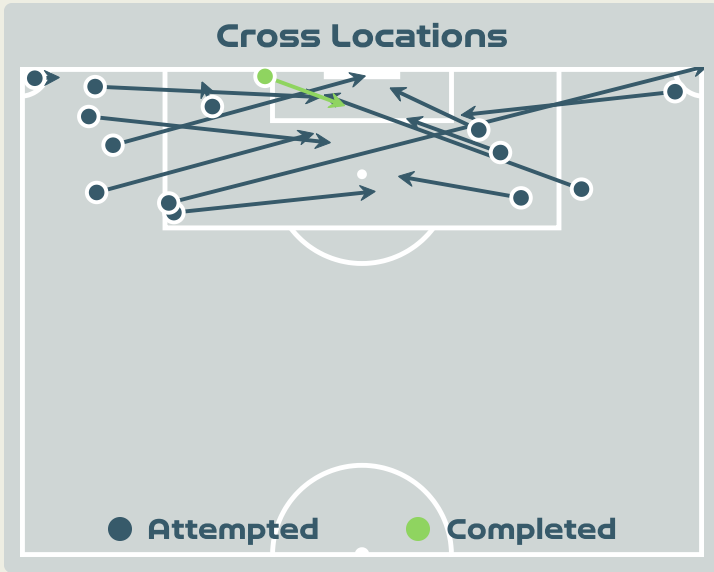
2

Most Crosses Attempted

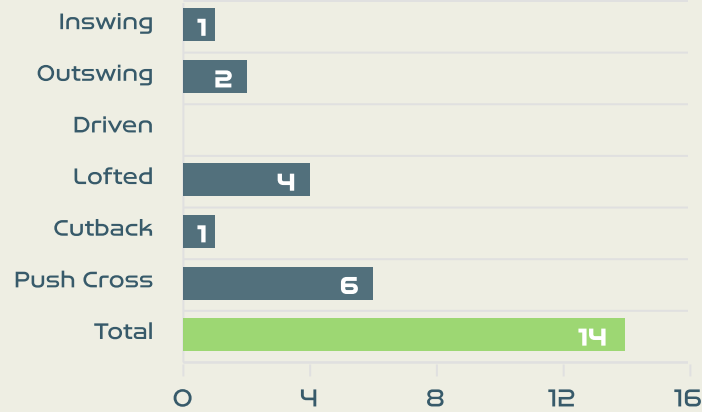
5

LEON Adriana
ATTACKING MIDFIELD RIGHT

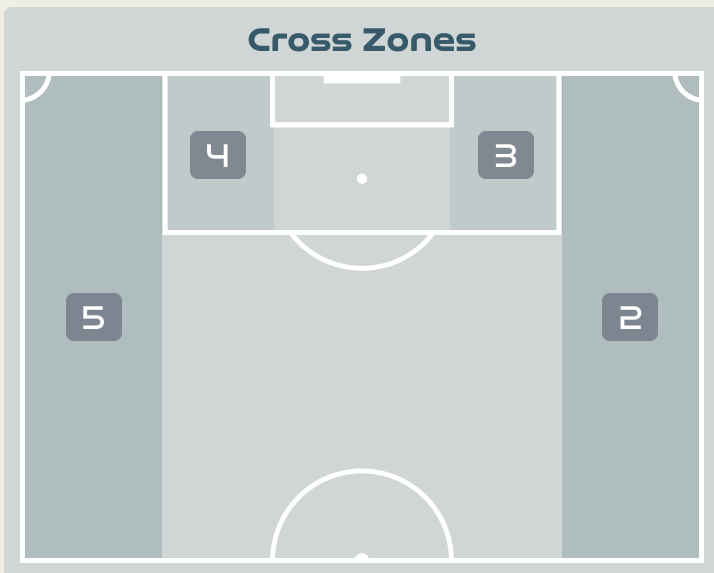
Crosses (Open Play)



Delivery Type



#	Player	Inswing	Outswing	Driven	Lofted	Cutback	Push Cross	Total Attempted
18	ARNOLD Mackenzie	0	0	0	0	0	0	0
7	CATLEY Steph	0	2	0	0	0	2	4
9	FOORD Caitlin	1	0	0	2	1	0	4
10	VAN EGMOND Emily	0	0	0	0	0	0	0
11	FOWLER Mary	0	0	0	0	0	1	1
14	KENNEDY Alanna	0	0	0	0	0	0	0
15	HUNT Clare	0	0	0	0	0	0	0
16	RASO Hayley	0	0	0	0	0	1	1
19	GORRY Katrina	0	0	0	1	0	2	3
21	CARPENTER Ellie	0	0	0	0	0	0	0
23	COONEY-CROSS Kyra	0	0	0	1	0	0	1
4	POLKINGHORNE Clare	0	0	0	0	0	0	0
5	VINE Cortnee	0	0	0	0	0	0	0
22	GRANT Charlotte	0	0	0	0	0	0	0



Attempted

14

Completed

1

Most Crosses Attempted

4

FOORD Caitlin
LEFT MIDFIELD



Offering to Receive

362

Total Offers Made

108

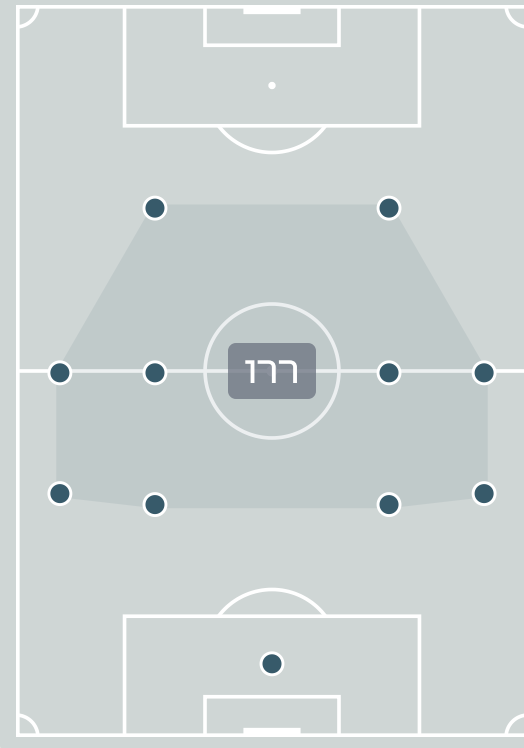
Total Offers Received

Most Offers

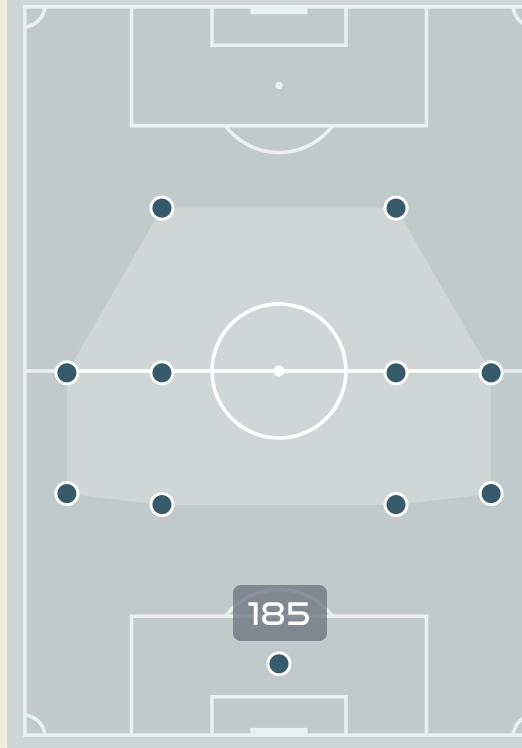
55

FLEMING Jessie
ATTACKING MIDFIELD

Offers Made Inside Shape



Offers Made Outside Shape



#	Player	Offers Made	Offers Received	% Made & Received
1	SHERIDAN Kailen	29	11	37.9%
3	BUCHANAN Kadeisha	7	3	42.9%
5	QUINN	38	15	39.5%
7	GROSSO Julia	26	13	50%
8	RIVIERE Jayde	10	3	30%
9	HUITEMA Jordyn	13	1	7.7%
10	LAWRENCE Ashley	42	14	33.3%
12	SINCLAIR Christine	34	6	17.6%
14	GILLES Vanessa	7	3	42.9%
17	FLEMING Jessie	55	8	14.5%
19	LEON Adriana	29	10	34.5%
2	CHAPMAN Allysha	15	5	33.3%
6	ROSE Deanne	3	0	0%
11	VIENS Evelyne	12	2	16.7%
13	SCHMIDT Sophie	6	4	66.7%
20	LACASSE Cloe	33	9	27.3%
23	SMITH Olivia	3	1	33.3%

144

Offers Made in Final Third

176

Offers Made in Middle Third

42

Offers Made in Defensive Third



Offering to Receive

237

Total Offers Made

83

Total Offers Received

Most Offers

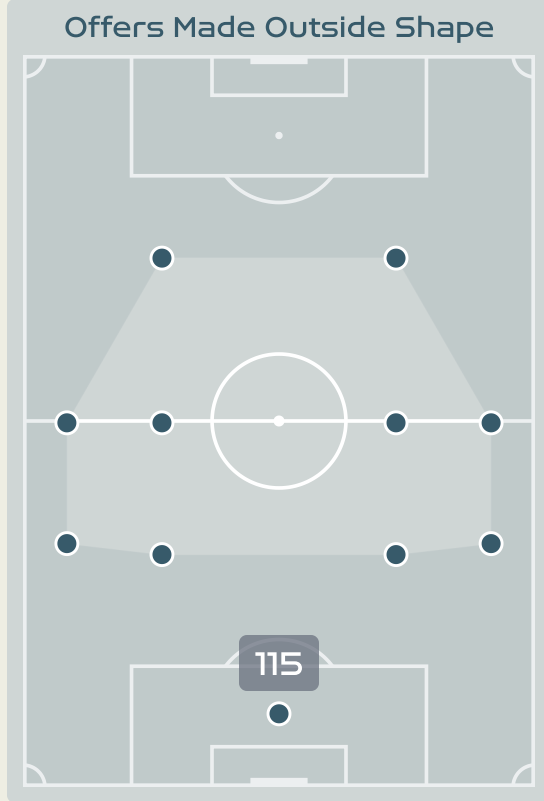
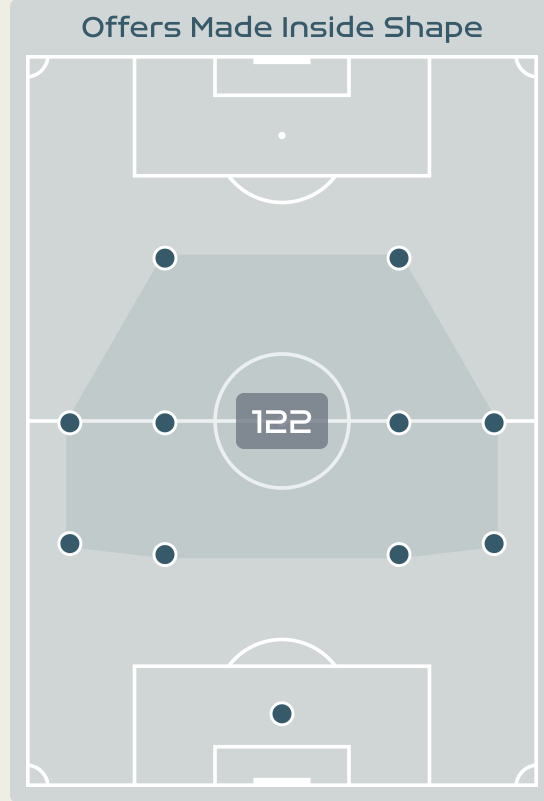
46

FOORD Caitlin
LEFT MIDFIELD

#	Player	Offers Made	Offers Received	% Made & Received
18	ARNOLD Mackenzie	15	8	53.3%
7	CATLEY Steph	22	14	63.6%
9	FOORD Caitlin	46	19	41.3%
10	VAN EGMOND Emily	25	5	20%
11	FOWLER Mary	44	15	34.1%
14	KENNEDY Alanna	1	0	0%
15	HUNT Clare	0	0	0%
16	RASO Hayley	12	2	16.7%
19	GORRY Katrina	26	3	11.5%
21	CARPENTER Ellie	17	5	29.4%
23	COONEY-CROSS Kyra	20	9	45%
4	POLKINGHORNE Clare	1	1	100%
5	VINE Cortnee	8	2	25%
22	GRANT Charlotte	0	0	0%

93

Offers Made in Final Third



96

Offers Made in Middle Third

48

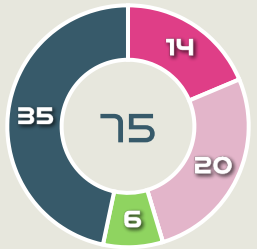
Offers Made in Defensive Third



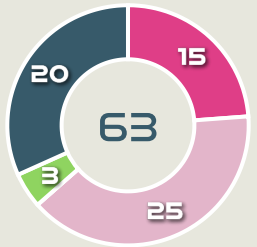
Movement to Receive

Movement Types by Phase

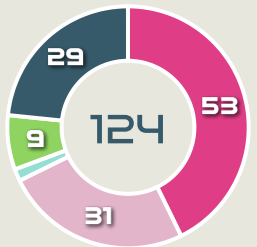
Final Third Phase



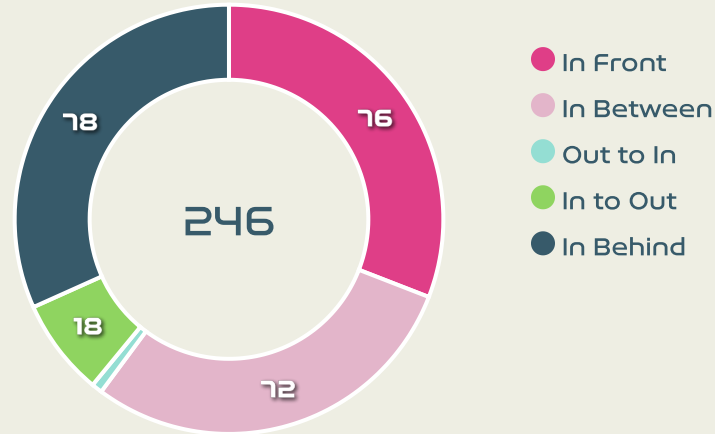
Progression Phase



Build Up Phase



All Movement Types

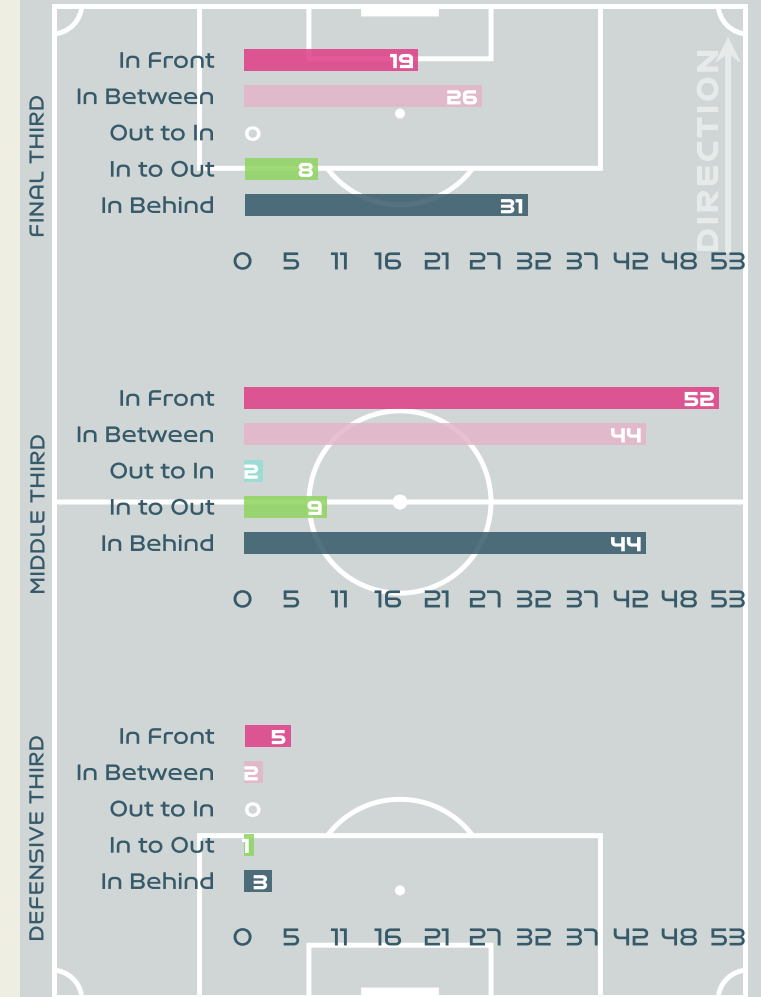


- In Front
- In Between
- Out to In
- In to Out
- In Behind

Top Ranked Players

Type	Player	Movements
In Front	5 QUINN	25
In Between	17 FLEMING Jessie	22
Out to In	17 FLEMING Jessie	1
In to Out	12 SINCLAIR Christine	5
In Behind	19 LEON Adriana	16

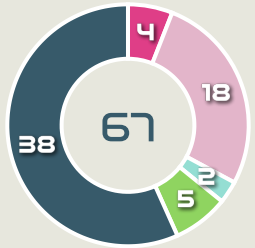
Movement Types Pitch Third



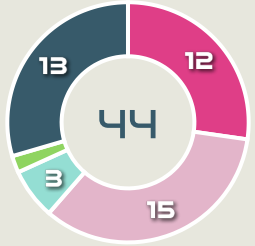
Movement to Receive

Movement Types by Phase

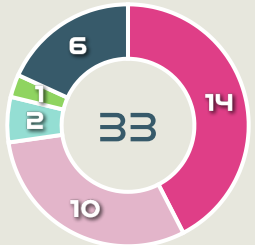
Final Third Phase



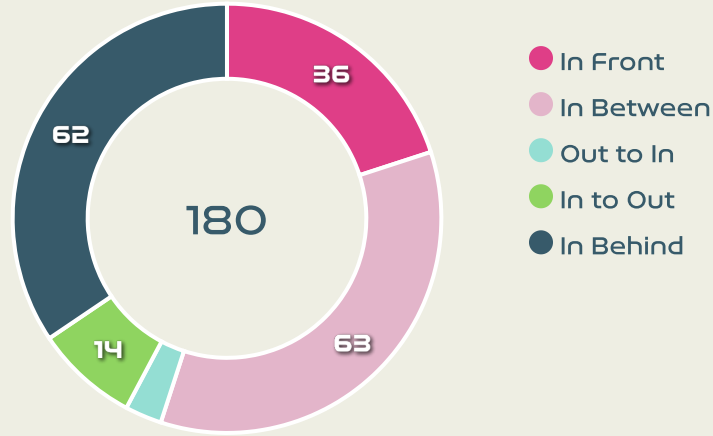
Progression Phase



Build Up Phase



All Movement Types

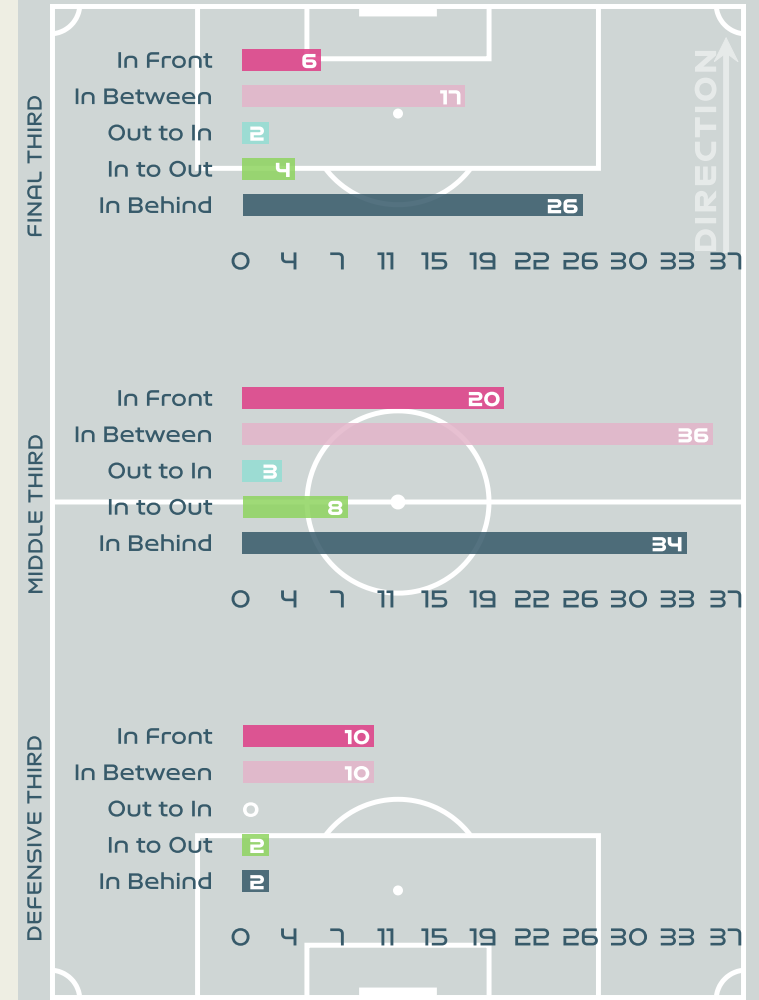


- In Front
- In Between
- Out to In
- In to Out
- In Behind

Top Ranked Players

Type	Player	Movements
In Front	19 GORRY Katrina	12
In Between	11 FOWLER Mary	25
Out to In	7 CATLEY Steph	1
In to Out	11 FOWLER Mary	4
In Behind	9 FOORD Caitlin	24

Movement Types Pitch Third





OUT OF POSSESSION



Canada v Australia





Defensive Actions

75

Forced Turnovers

54

Possession Regained

8

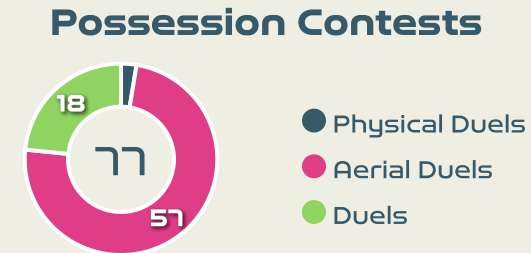
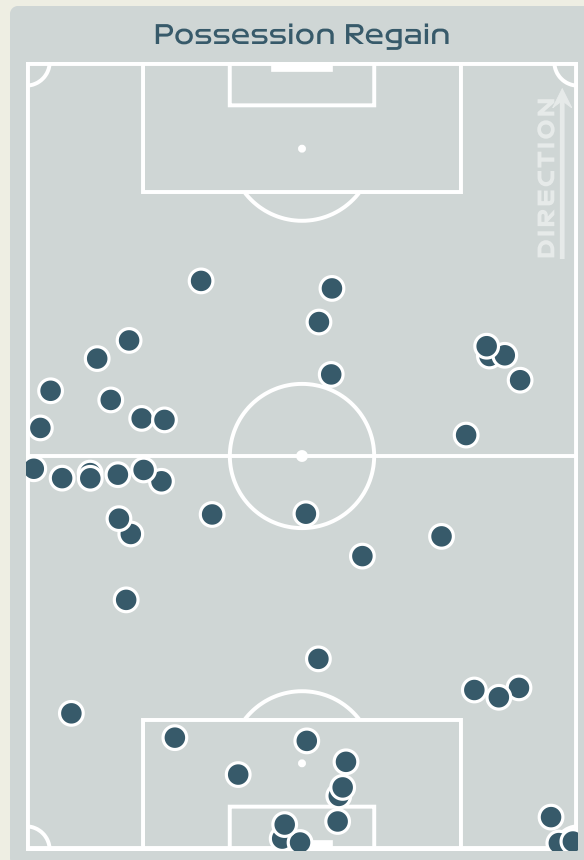
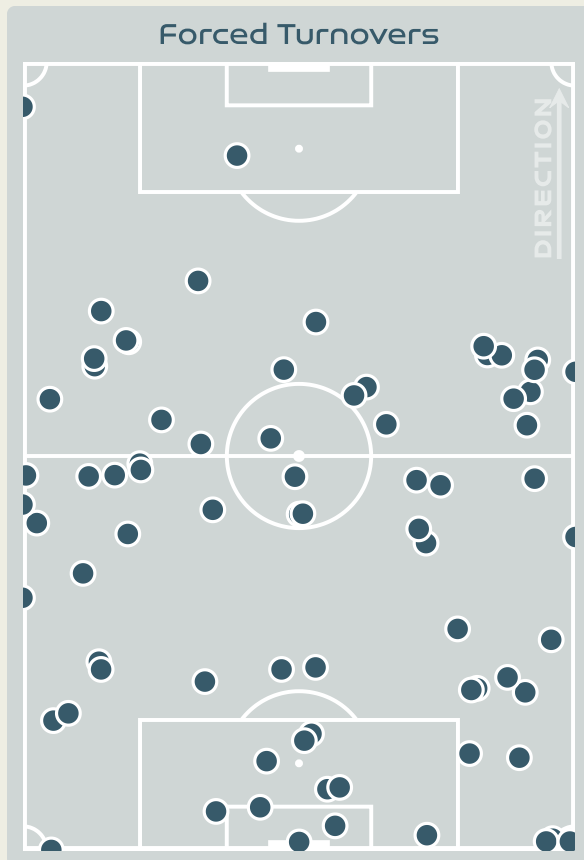
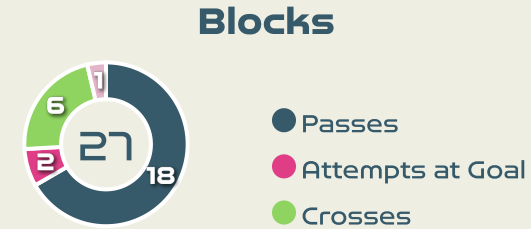
Interceptions

36

Tackles

4.21

Possession Actions / Defensive Action



Most Possession Regains

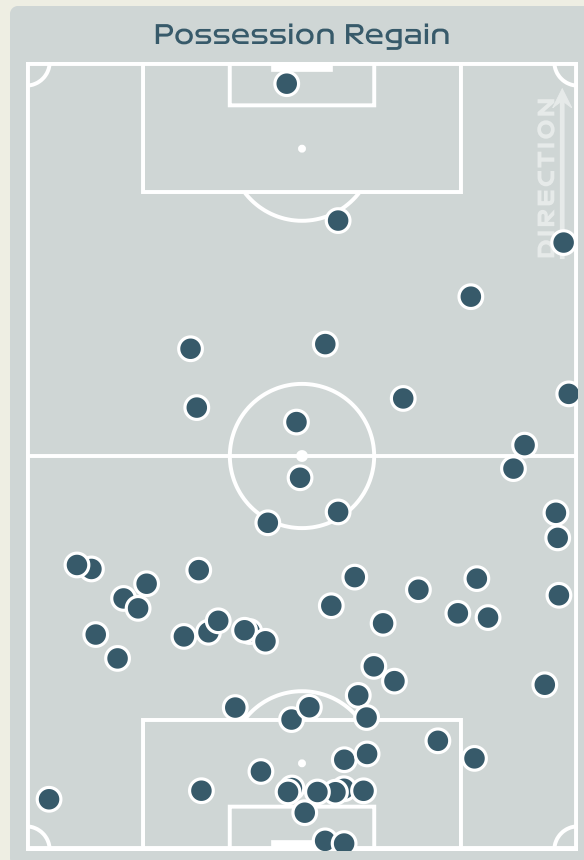
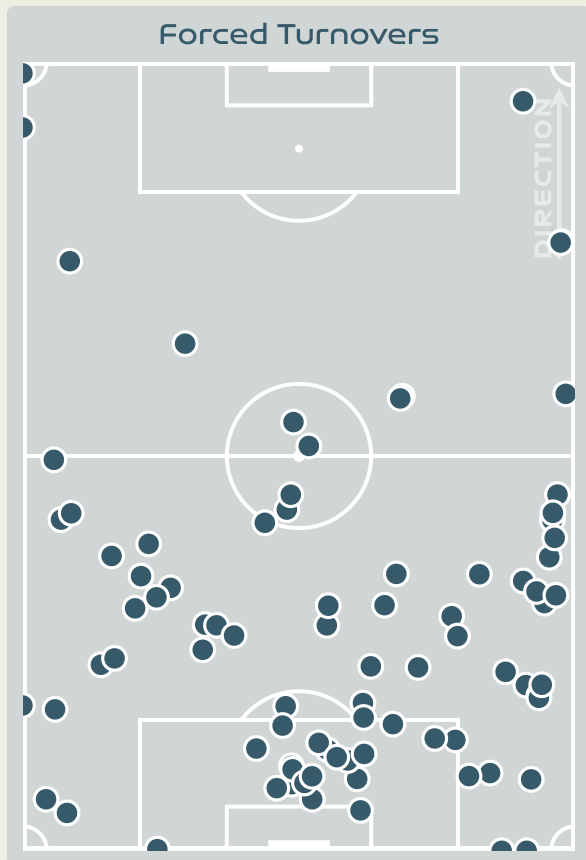
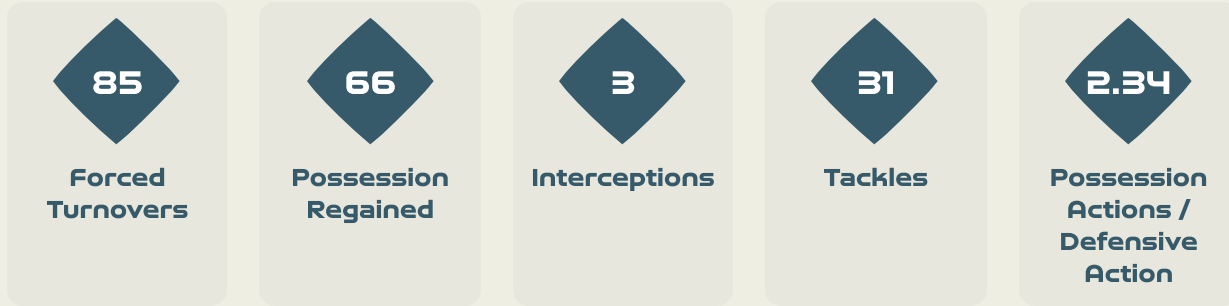
6

SHERIDAN Kailen
GOALKEEPER

#	Player	Total Possession Regains
1	SHERIDAN Kailen	6
3	BUCHANAN Kadeisha	6
5	QUINN	2
7	GROSSO Julia	1
8	RIVIERE Jayde	4
9	HUITEMA Jordyn	2
10	LAWRENCE Ashley	1
12	SINCLAIR Christine	4
14	GILLES Vanessa	6
17	FLEMING Jessie	5
19	LEON Adriana	2
2	CHAPMAN Allysha	3
6	ROSE Deanne	0
11	VIENS Evelyne	0
13	SCHMIDT Sophie	5
20	LACASSE Cloe	4
23	SMITH Olivia	3



Defensive Actions



Blocks



Possession Contests

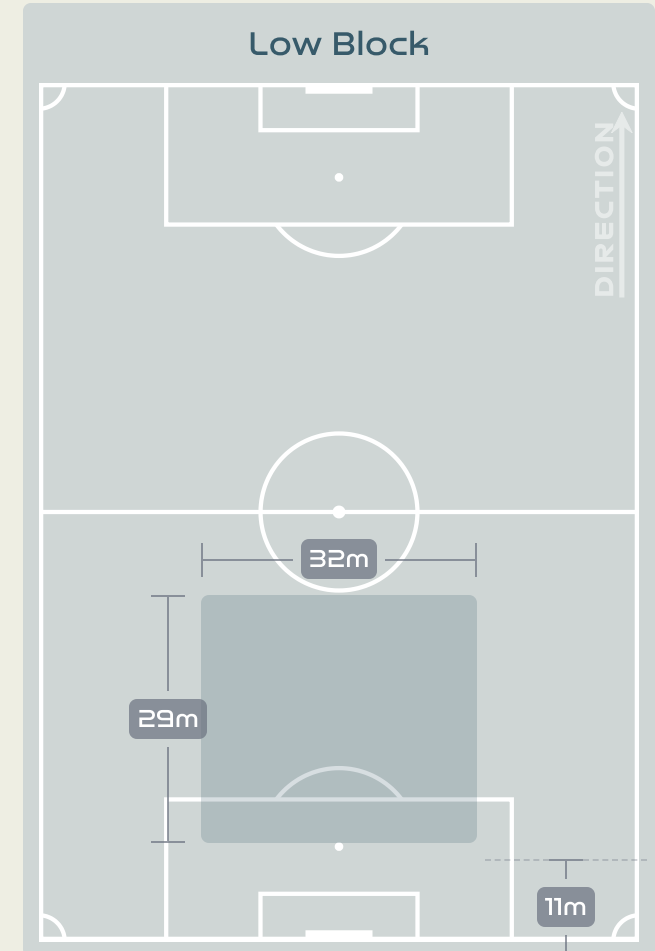
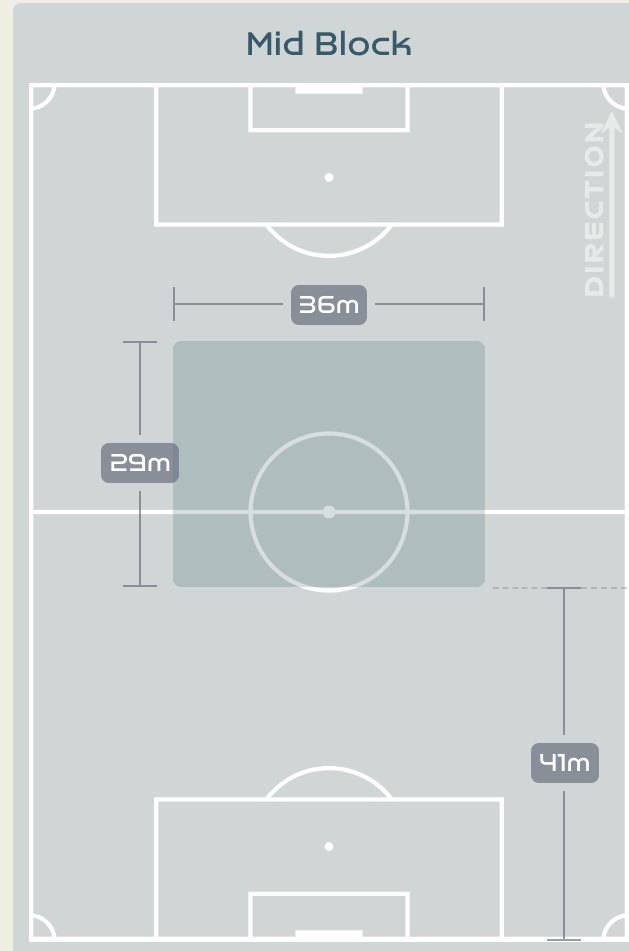
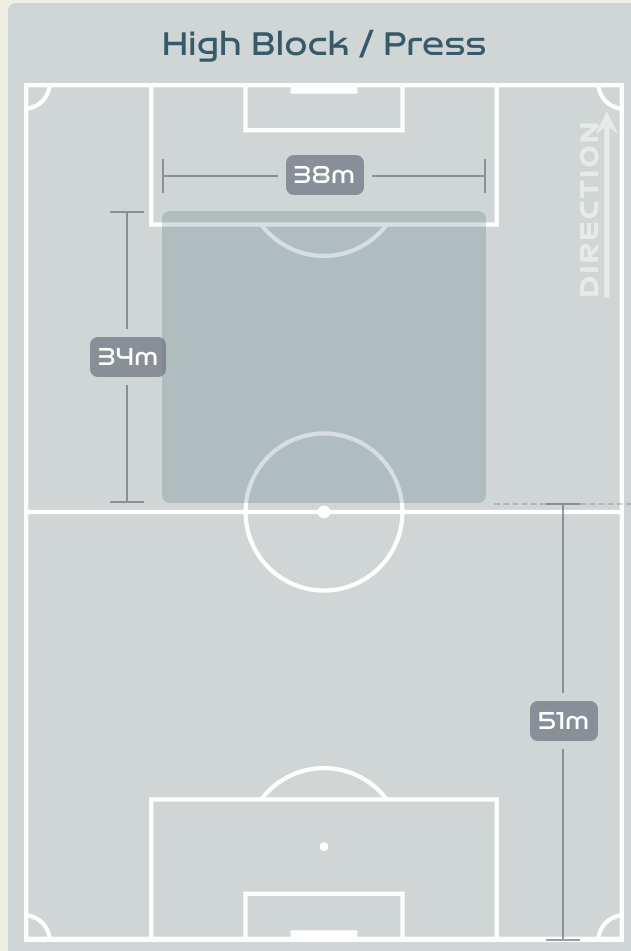


Most Possession Regains

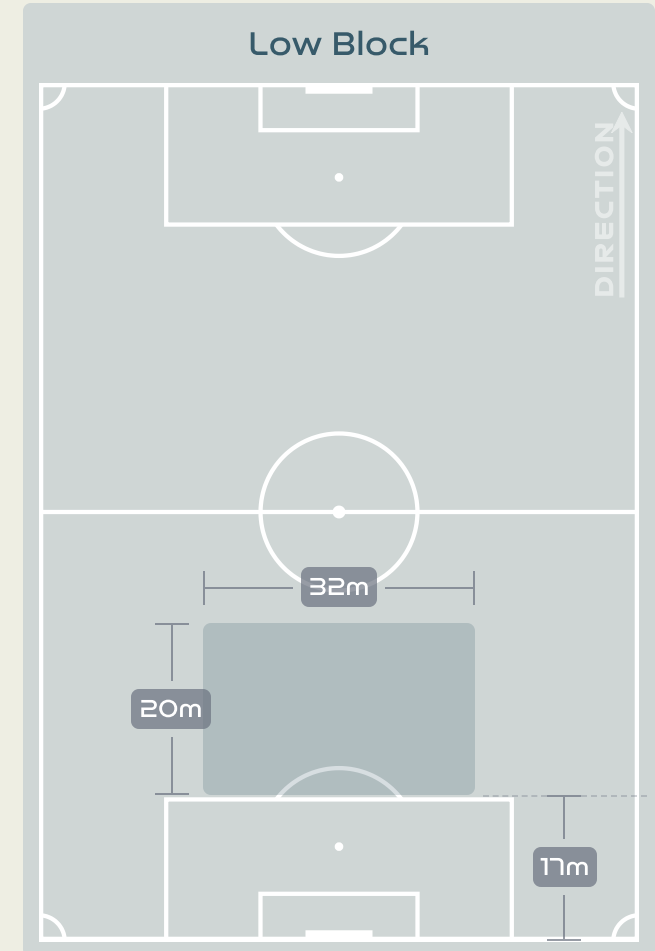
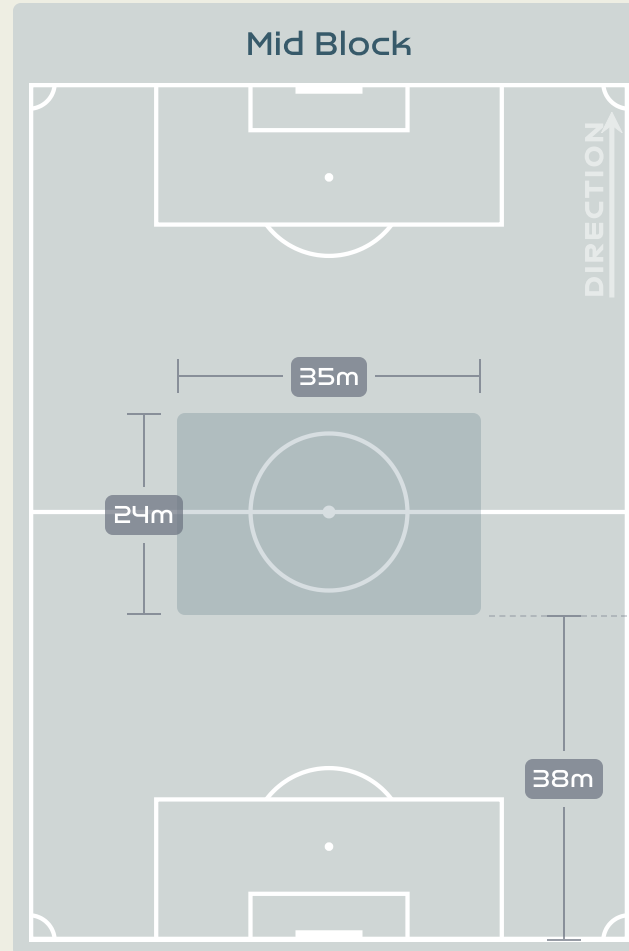
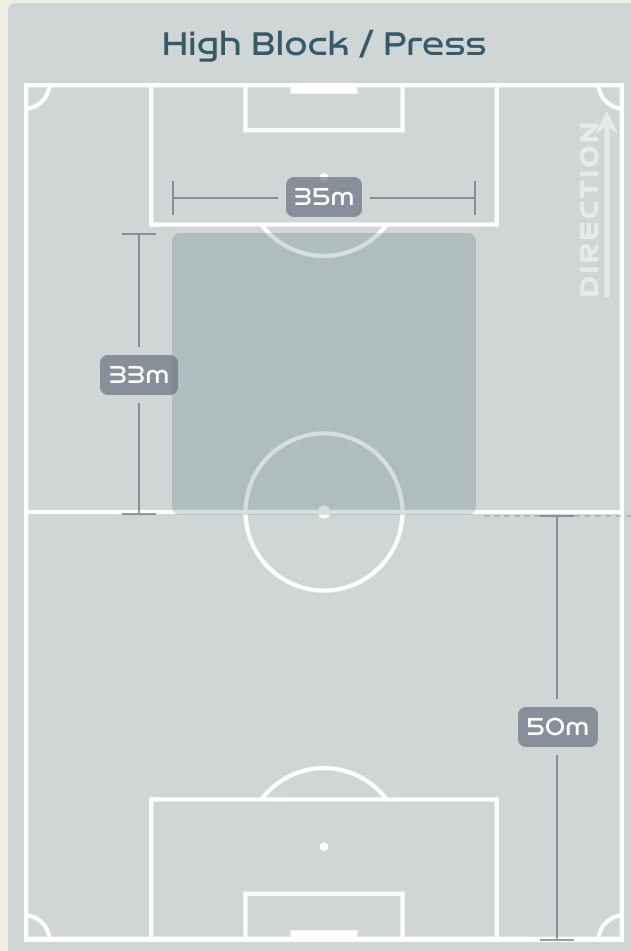
13
HUNT Clare
 RIGHT CENTRE BACK

#	Player	Total Possession Regains
18	ARNOLD Mackenzie	6
7	CATLEY Steph	5
9	FOORD Caitlin	2
10	VAN EGMOND Emily	4
11	FOWLER Mary	5
14	KENNEDY Alanna	10
15	HUNT Clare	13
16	RASO Hayley	2
19	GORRY Katrina	5
21	CARPENTER Ellie	6
23	COONEY-CROSS Kyra	3
4	POLKINGHORNE Clare	3
5	VINE Cortnee	2
22	GRANT Charlotte	0

Defensive Line Height & Team Length




Defensive Line Height & Team Length



Defensive Pressure



Canada



190	Total Pressures	223
54	Direct Pressures	52
1.66s	Avg Pressure Duration	1.41s
75	Forced Turnovers	85
7.47s	Ball Recovery Time	10.97s
78	Pushing on into Pressing	94
164	Pushing on	203
20	Pressing Direction Inside	28
101	Pressing Direction Outside	109

Most Direct Pressures

12

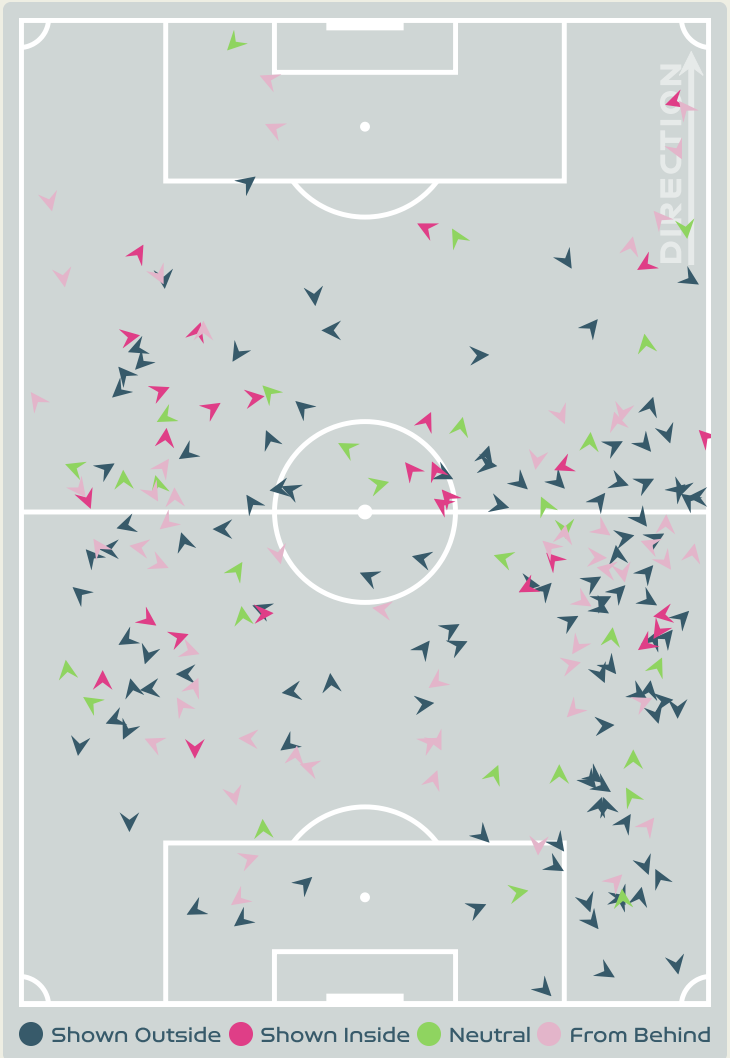
FLEMING Jessie
ATTACKING MIDFIELD

Most Direct Pressures

10

RASO Hayley
RIGHT MIDFIELD

Australia





GOALKEEPING



Canada v Australia

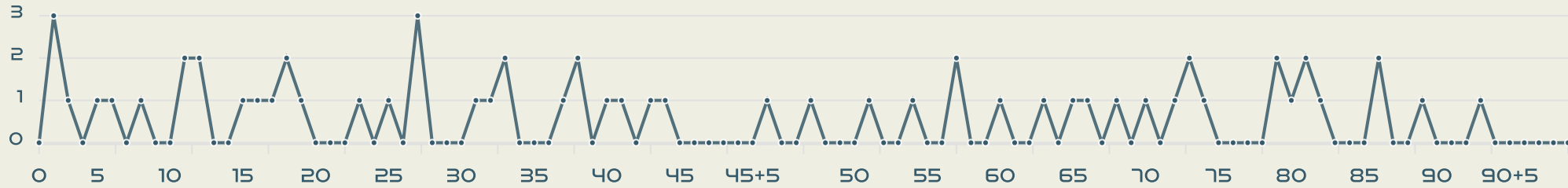


Goalkeeping Involvement



Canada

Canada GK Involvement Timeline



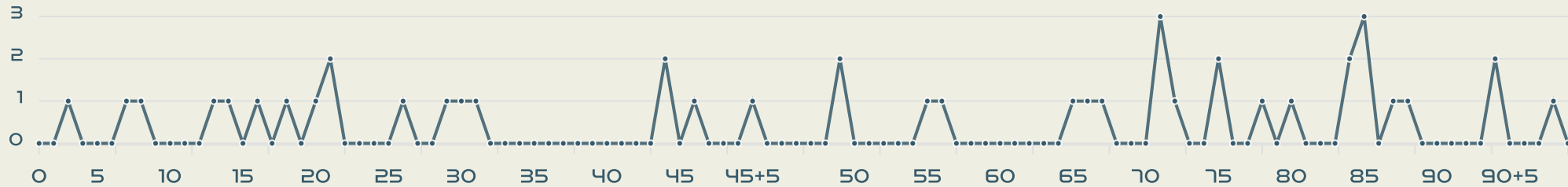
61

Total Involvements



Australia

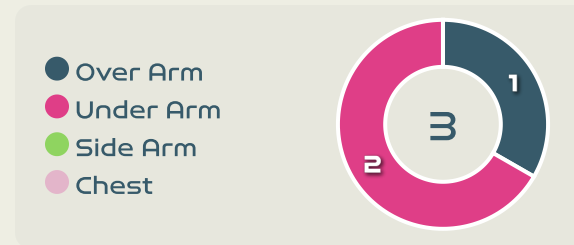
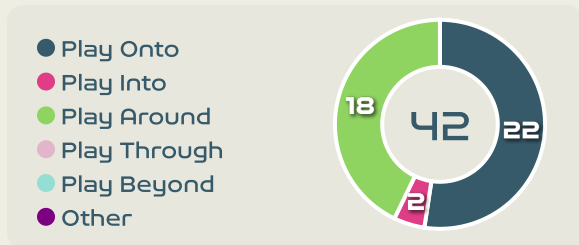
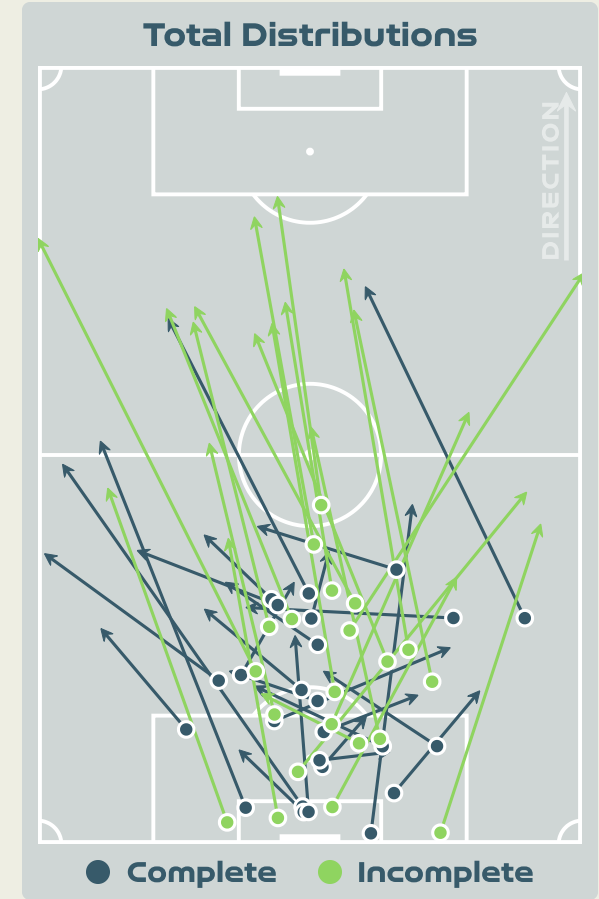
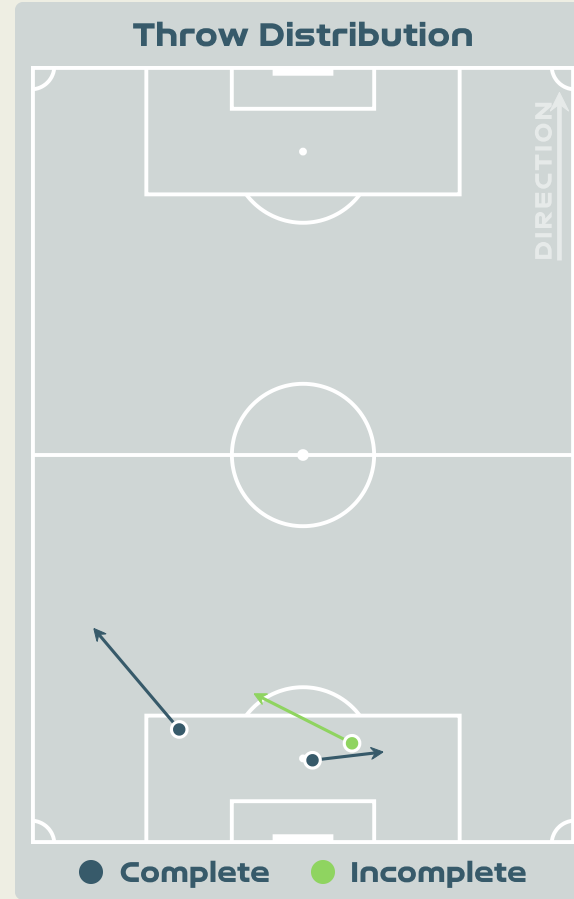
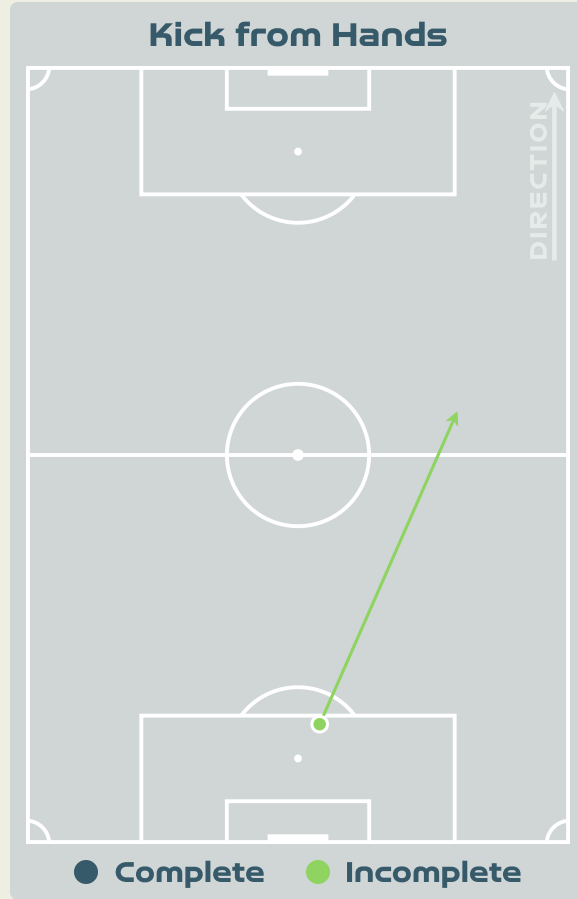
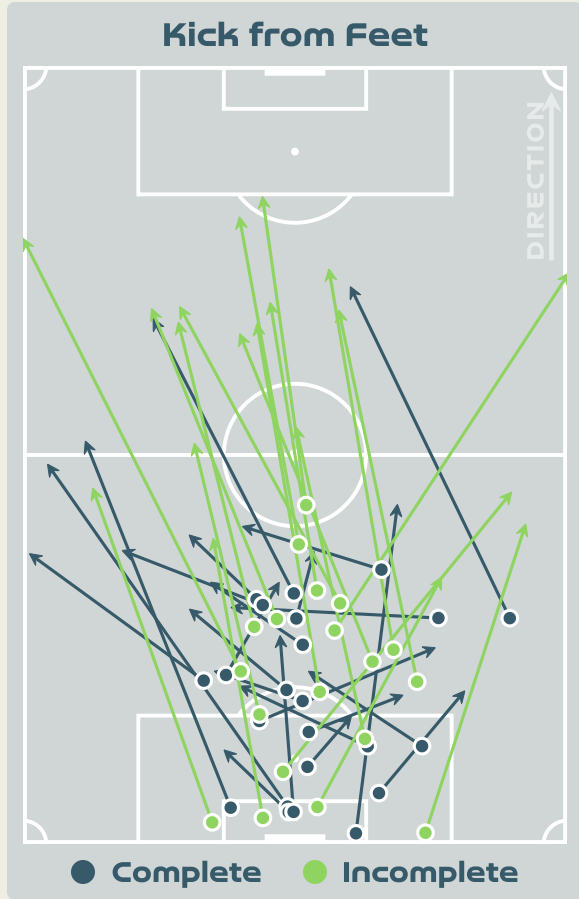
Australia GK Involvement Timeline




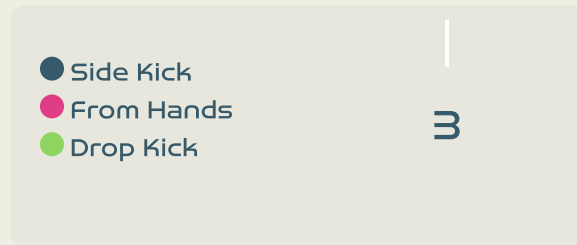
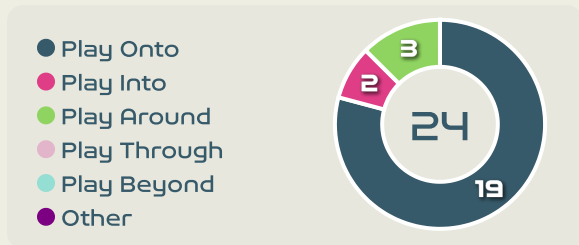
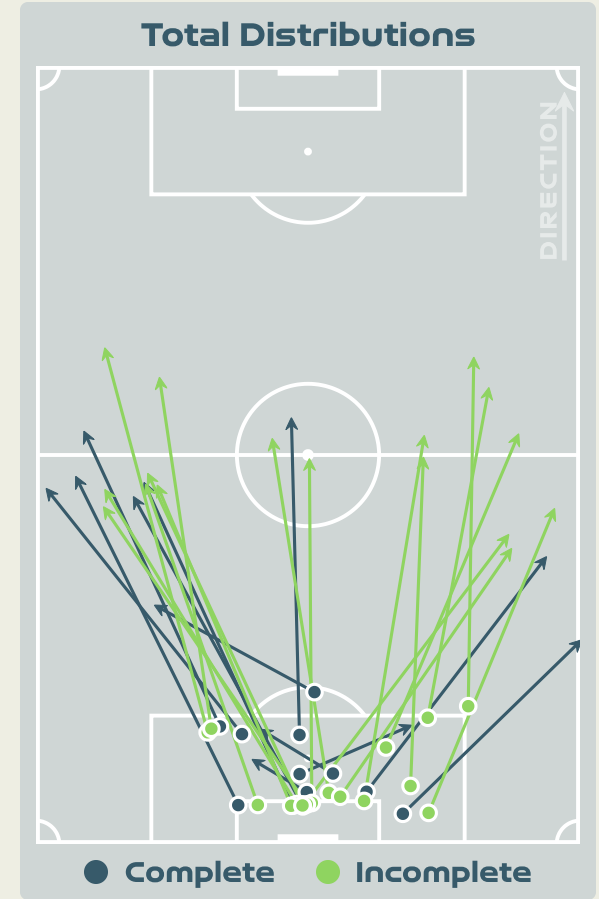
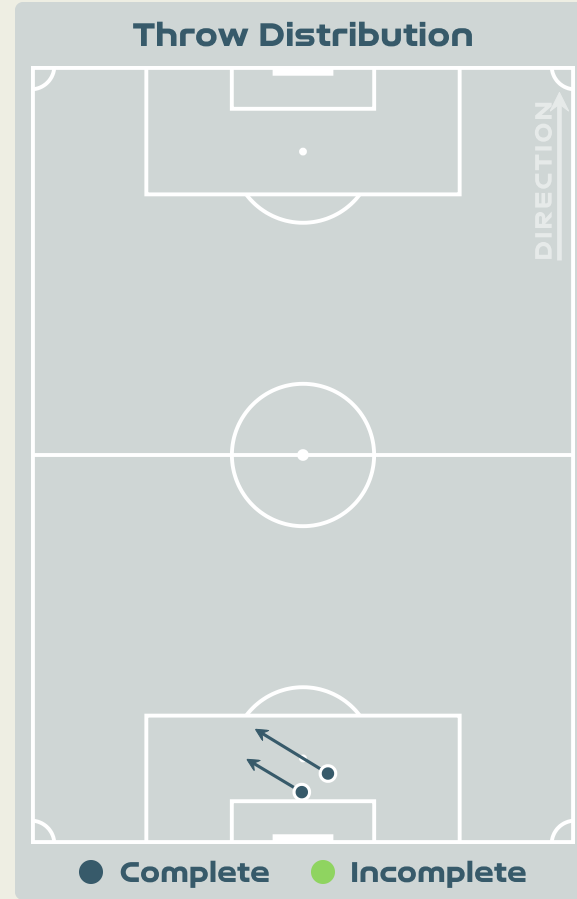
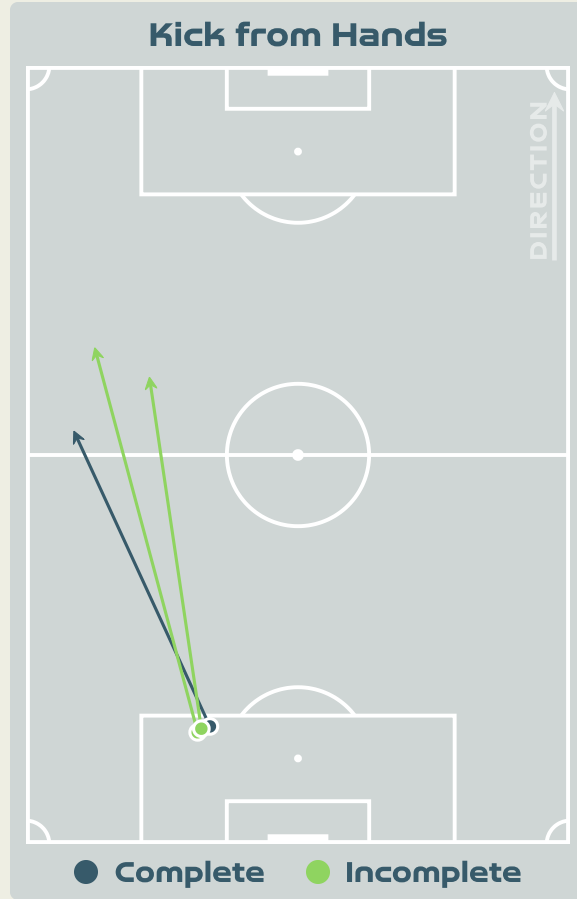
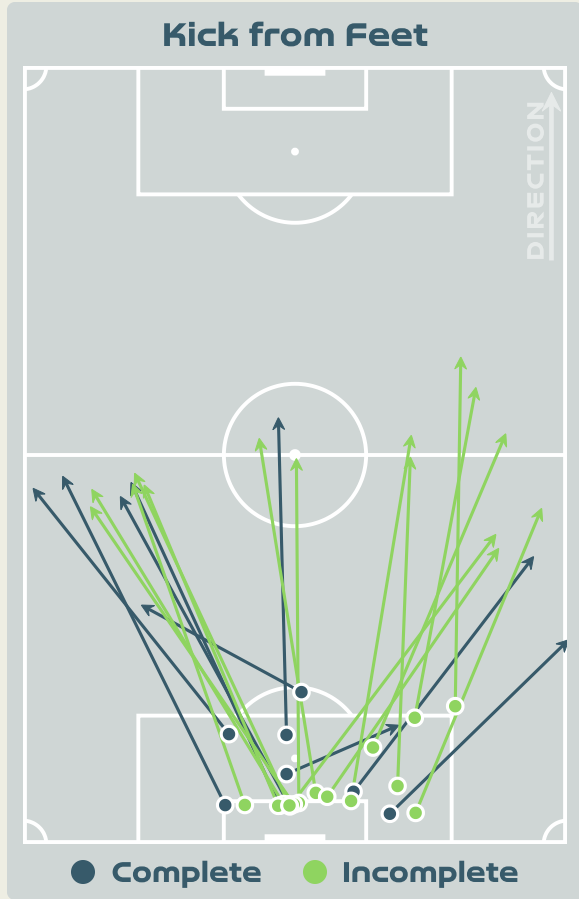
43

Total Involvements

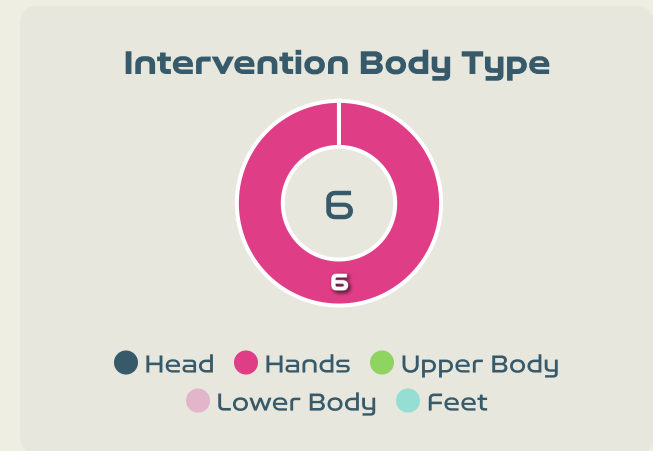
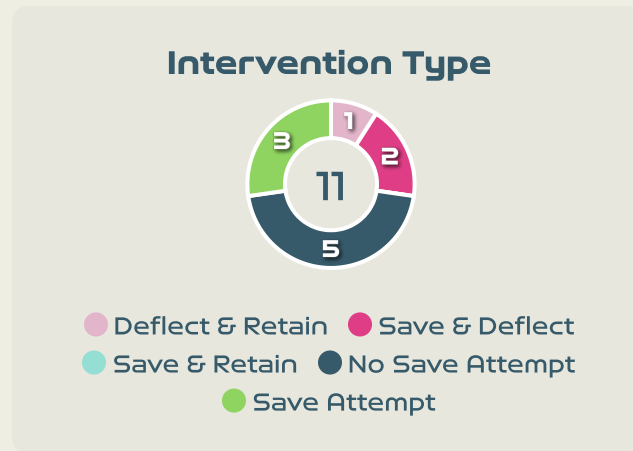
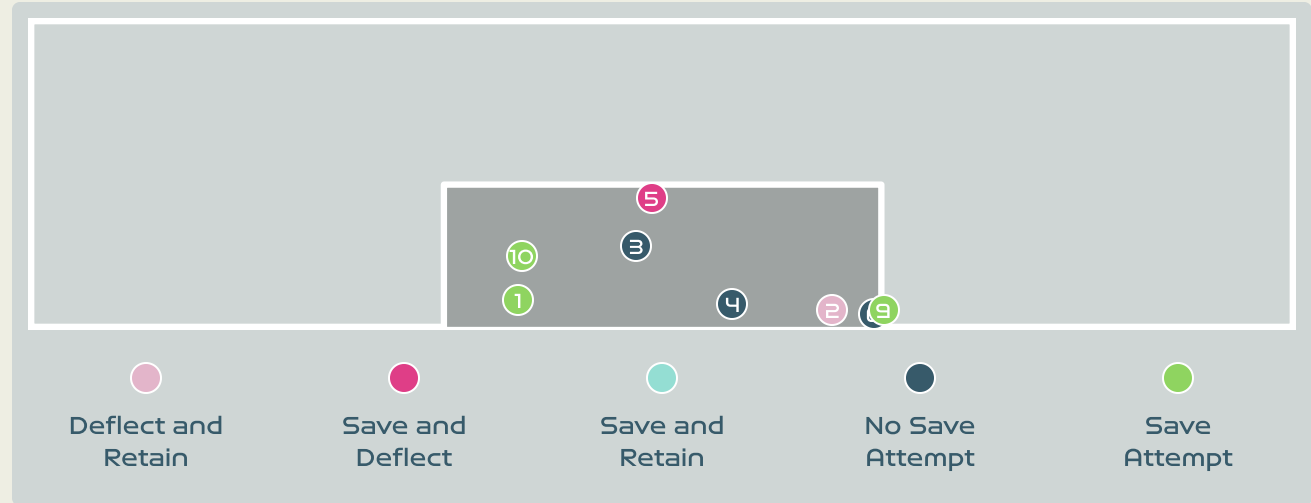
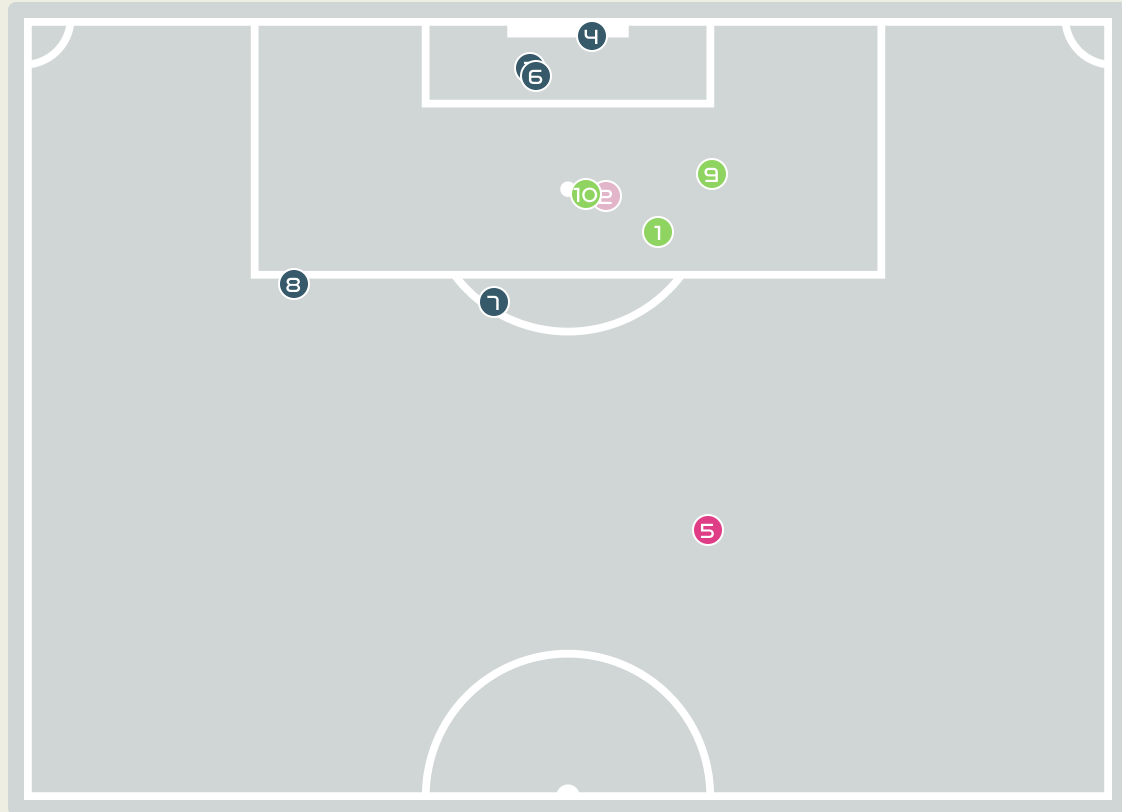
Goalkeeping Distribution



Goalkeeping Distribution



Goal Prevention

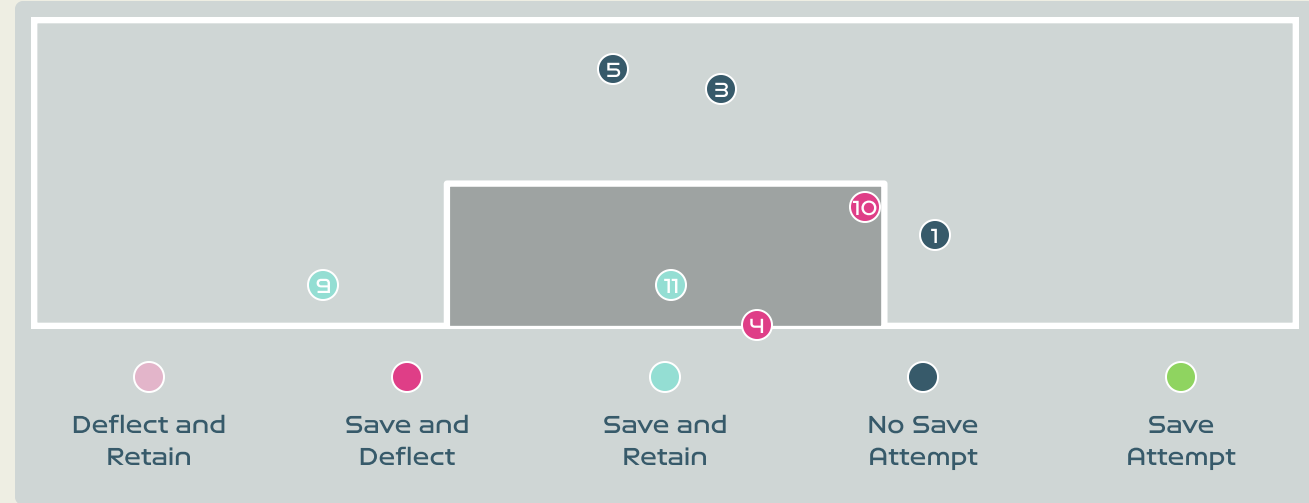
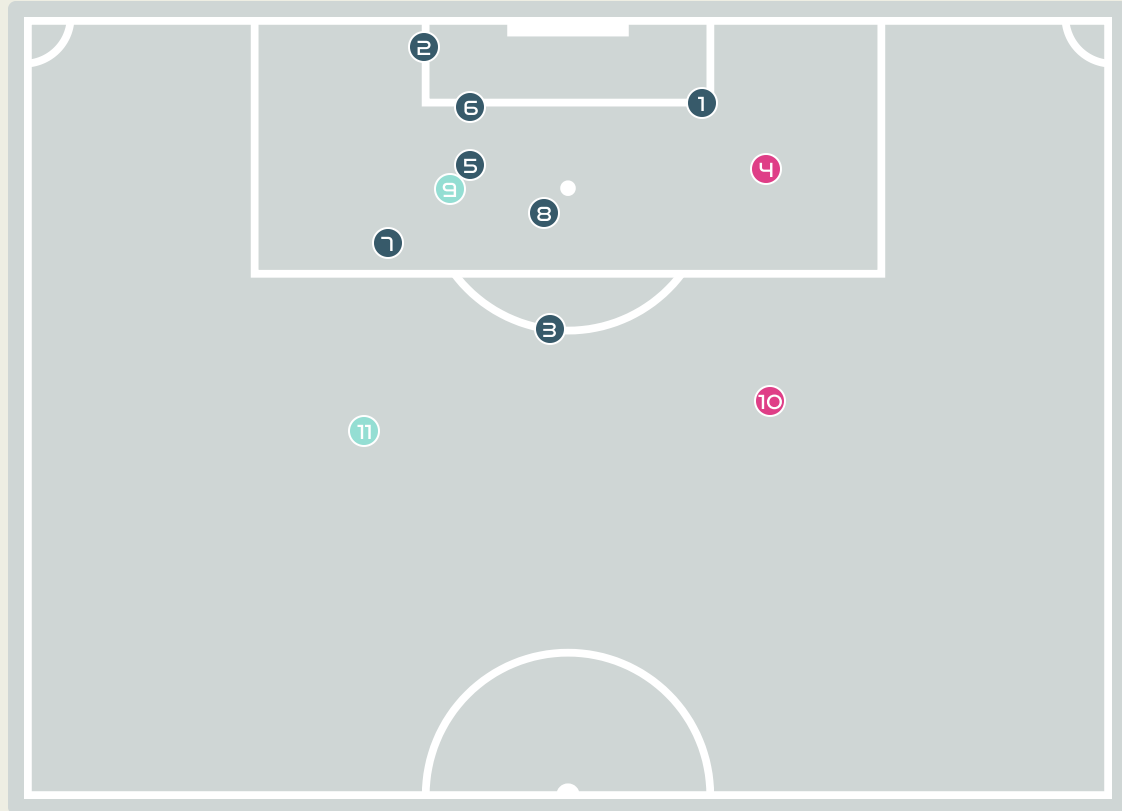


11
Total Attempts on Goal Faced

40
Save %

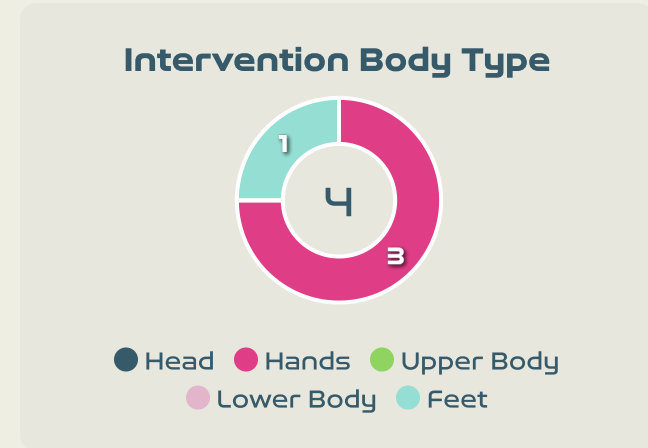
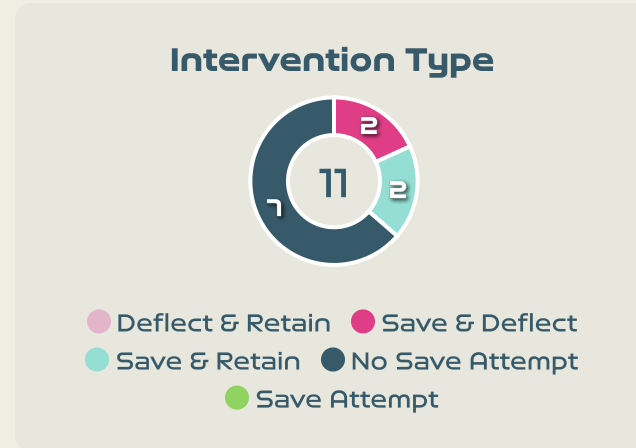
Total Attempts on Goal Faced	Total Goal Interventions	Save & Retain	Deflect & Retain	Save & Deflect	Save Attempt	No Save Attempt
11	2	0	0	2	3	5

Goal Prevention



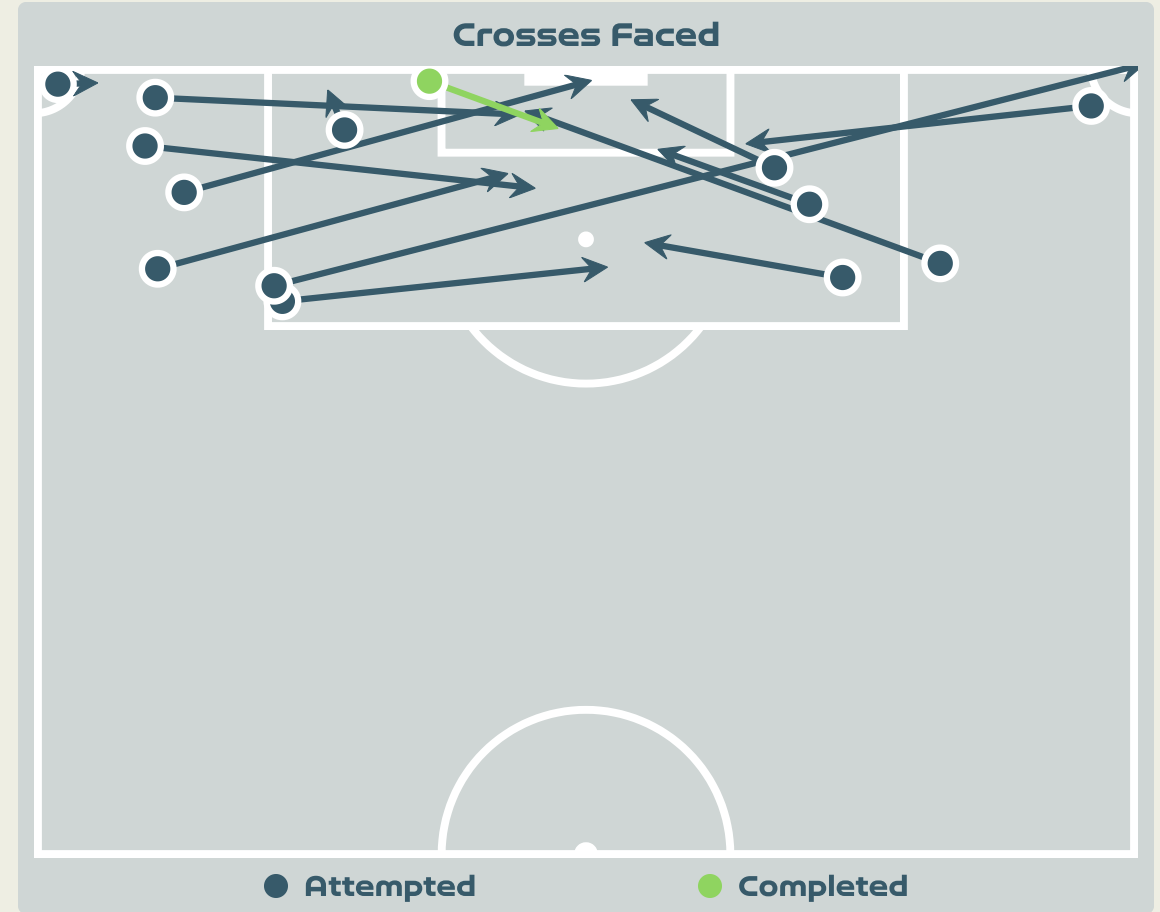

11
Total Attempts on Goal Faced

100
Save %



Total Attempts on Goal Faced	Total Goal Interventions	Save & Retain	Deflect & Retain	Save & Deflect	Save Attempt	No Save Attempt
11	4	2	0	2	0	7

Aerial Control

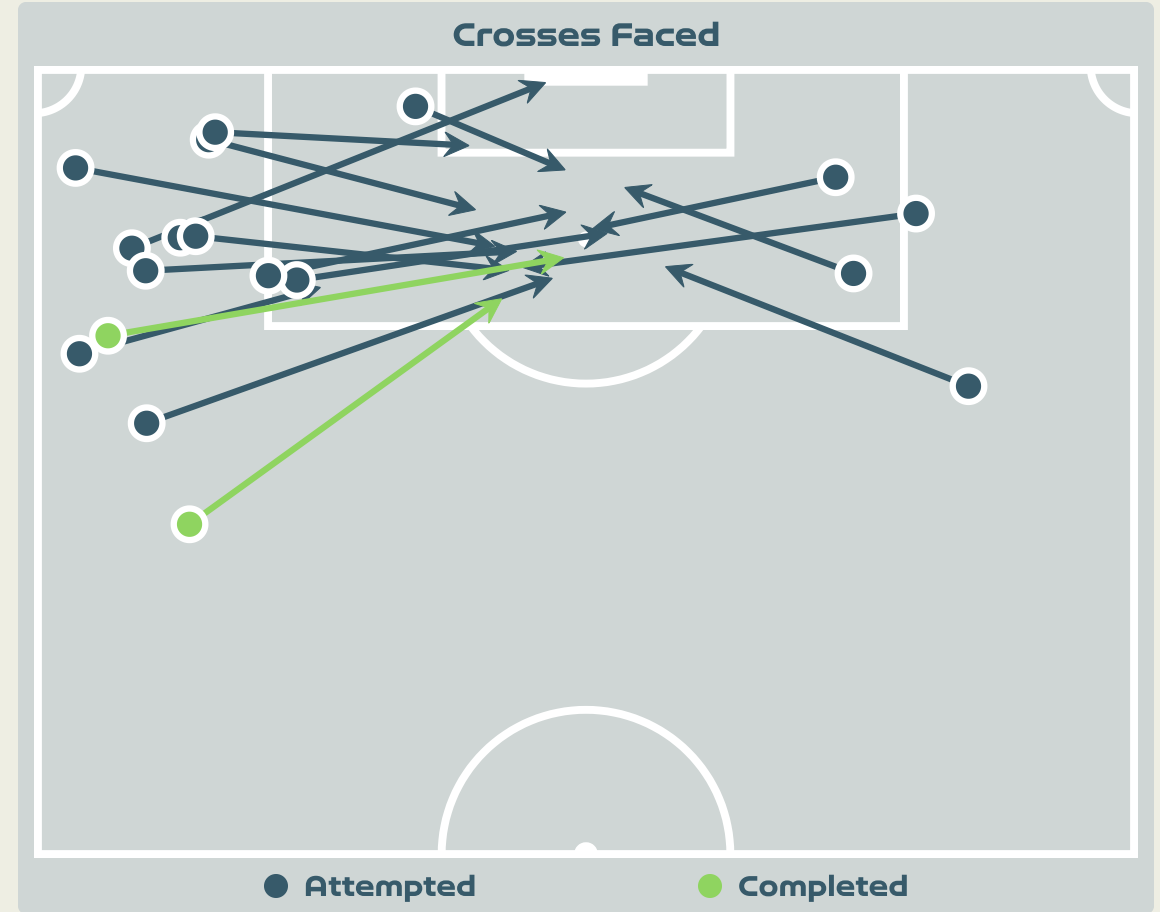


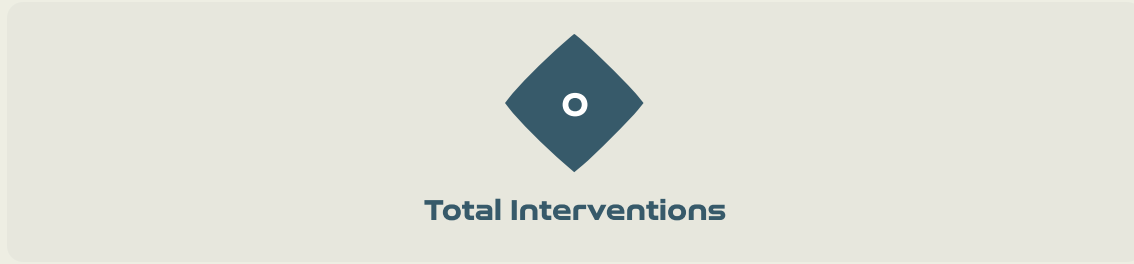


Delivery Types Faced

Total	In Swing	Out Swing	Driven	Lofted	Cutback	Push
18	3	2	0	6	1	6



Aerial Control



Delivery Types Faced

Total	In Swing	Out Swing	Driven	Lofted	Cutback	Push
25	7	6	1	8	2	1



SET PLAYS



Canada v Australia





Set Plays - Corners

45

Total Set Plays

9

Total Free Kicks

0

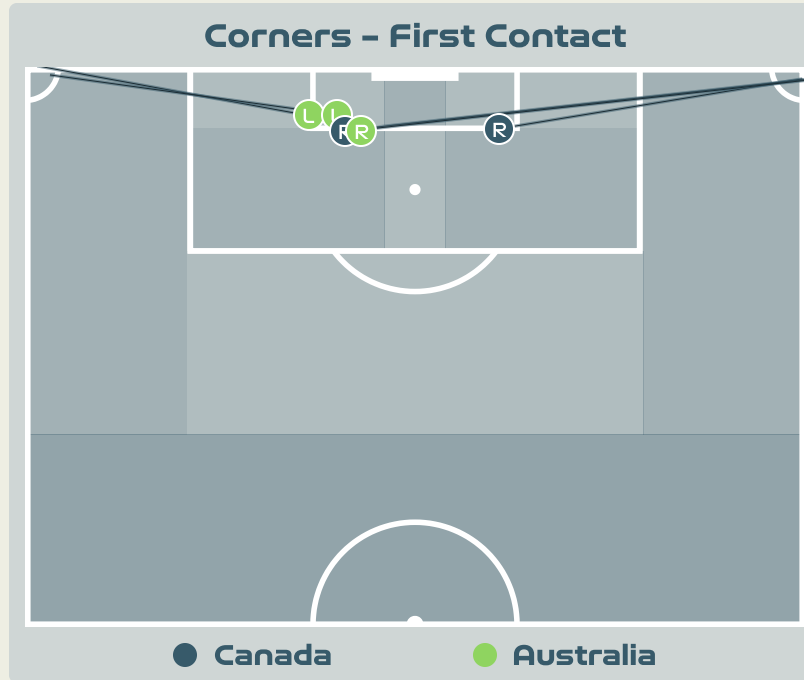
Total Penalties

5

Total Corners

31

Total Throw Ins



Delivery Type	From Left Side	From Right Side	Total
Direct to Area	2	3	5
Short	0	0	0
Edge of Penalty Area	0	0	0

Delivery Style	Total
Inswing	2
Outswing	2
Driven	0

Free Kicks	
Type	Total
Direct	8
Direct (on target)	0
Direct (off target)	0
Indirect	1

First Contacts on Canada Crosses

2

By Canada

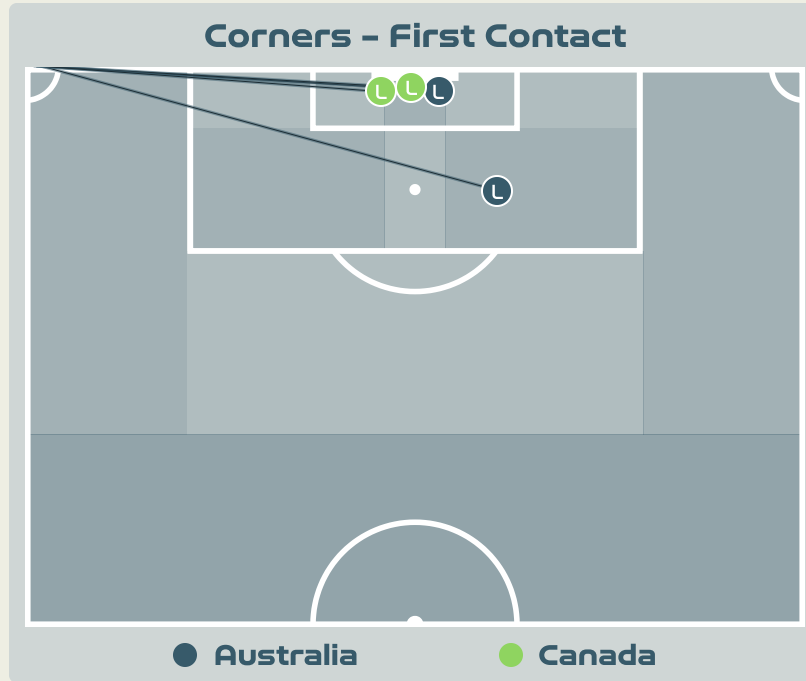
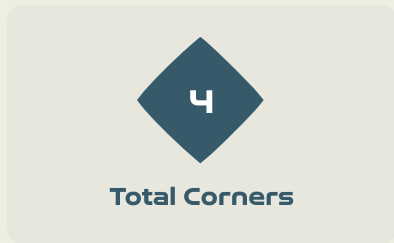
3

By Australia

Top 5 Player First Contacts		
Player	Team	Total
RASO Hayley	Australia	2
GROSSO Julia	Canada	1
GILLES Vanessa	Canada	1
KENNEDY Alanna	Australia	1



Set Plays - Corners



Delivery Type	From Left Side	From Right Side	Total
Direct to Area	4	0	4
Short	0	0	0
Edge of Penalty Area	0	0	0

Delivery Style	Total
Inswing	2
Outswing	0
Driven	0

Free Kicks	
Type	Total
Direct	4
Direct (on target)	0
Direct (off target)	0
Indirect	0



Top 5 Player First Contacts		
Player	Team	Total
KENNEDY Alanna	Australia	1
RASO Hayley	Australia	1
GILLES Vanessa	Canada	1
CHAPMAN Allysha	Canada	1



INDIVIDUAL DATA IN POSSESSION



Canada v Australia



In Possession - Distributions



#	Player	Passes Attempted	Passes Completed	Pass Completion %	Switches of Play	Crosses Attempted	Crosses Completed	Line Breaks Attempted	Line Breaks Completed	Line Break Completion %	Ball Progressions	Take Ons	Step Ins	Attempts at Goal	Goals
1	SHERIDAN Kailen	46	25	54%	0	0	0	23	5	21%	0	0	0	0	0
3	BUCHANAN Kadeisha	63	54	86%	0	0	0	20	13	65%	1	0	1	0	0
5	QUINN	50	40	80%	0	0	0	13	7	53%	0	0	0	0	0
7	GROSSO Julia	26	24	92%	0	1	0	6	4	66%	0	0	0	0	0
8	RIVIERE Jayde	29	27	93%	0	0	0	8	7	87%	0	0	0	0	0
9	HUITEMA Jordyn	13	12	92%	0	2	0	3	2	66%	1	0	1	1	0
10	LAWRENCE Ashley	47	32	68%	1	1	0	19	12	63%	3	0	3	0	0
12	SINCLAIR Christine	13	11	85%	0	0	0	1	1	100%	0	0	0	0	0
14	GILLES Vanessa	76	63	83%	0	0	0	20	15	75%	0	0	0	3	0
17	FLEMING Jessie	41	30	73%	0	8	3	14	8	57%	3	3	0	0	0
19	LEON Adriana	11	9	82%	0	5	0	2	1	50%	0	0	0	1	0
2	CHAPMAN Allysha	29	24	83%	0	1	1	7	4	57%	1	1	0	0	0
6	ROSE Deanne	4	3	75%	0	2	0	0	0	0%	1	1	0	1	0
11	VIENS Evelyne	3	2	67%	0	0	0	0	0	0%	1	1	0	1	0
13	SCHMIDT Sophie	21	17	81%	0	3	1	8	5	62%	0	0	0	2	0
20	LACASSE Cloe	20	17	85%	0	2	0	1	1	100%	1	1	0	1	0
23	SMITH Olivia	3	3	100%	0	0	0	0	0	0%	0	0	0	1	0

In Possession - Offers & Receptions



			Offer movement types						
#	Player	Total Offers	In Front	In Between	Out to In	In to Out	In Behind	No Movement	Offers Received
1	SHERIDAN Kailen	29	0	0	0	0	0	29	11
3	BUCHANAN Kadeisha	7	1	0	0	0	0	6	3
5	QUINN	38	25	7	0	0	0	6	15
7	GROSSO Julia	26	12	8	0	2	2	2	13
8	RIVIERE Jayde	10	4	0	0	0	2	4	3
9	HUITEMA Jordyn	13	1	1	0	2	8	1	1
10	LAWRENCE Ashley	42	9	1	0	2	2	28	14
12	SINCLAIR Christine	34	1	15	0	5	11	2	6
14	GILLES Vanessa	7	0	0	0	0	3	4	3
17	FLEMING Jessie	55	12	22	1	3	12	5	8
19	LEON Adriana	29	2	6	0	1	16	4	10
2	CHAPMAN Allysha	15	2	1	0	0	2	10	5
6	ROSE Deanne	3	0	1	0	1	1	0	0
11	VIENS Evelyne	12	1	4	0	1	5	1	2
13	SCHMIDT Sophie	6	1	2	0	0	1	2	4
20	LACASSE Cloe	33	2	4	1	1	13	12	9
23	SMITH Olivia	3	3	0	0	0	0	0	1

In Possession - Distributions



#	Player	Passes Attempted	Passes Completed	Pass Completion %	Switches of Play	Crosses Attempted	Crosses Completed	Line Breaks Attempted	Line Breaks Completed	Line Break Completion %	Ball Progressions	Take Ons	Step Ins	Attempts at Goal	Goals
18	ARNOLD Mackenzie	29	12	41%	0	0	0	24	8	33%	0	0	0	0	0
7	CATLEY Steph	41	32	78%	0	4	0	23	15	65%	1	0	1	1	1
9	FOORD Caitlin	32	20	62%	0	4	1	8	3	37%	2	0	2	1	0
10	VAN EGMOND Emily	15	13	87%	0	0	0	3	2	66%	0	0	0	0	0
11	FOWLER Mary	14	10	71%	1	1	0	8	5	62%	3	3	0	4	1
14	KENNEDY Alanna	21	16	76%	0	0	0	5	2	40%	0	0	0	0	0
15	HUNT Clare	27	23	85%	0	0	0	11	8	72%	0	0	0	0	0
16	RASO Hayley	17	12	71%	0	1	0	6	2	33%	1	1	0	3	2
19	GORRY Katrina	29	19	66%	1	3	0	17	11	64%	1	0	1	0	0
21	CARPENTER Ellie	36	21	58%	0	0	0	19	11	57%	0	0	0	0	0
23	COONEY-CROSS Kyra	30	27	90%	1	5	2	5	4	80%	2	1	1	1	0
4	POLKINGHORNE Clare	3	1	33%	0	0	0	0	0	0%	0	0	0	0	0
5	VINE Cortnee	2	0	0%	0	0	0	0	0	0%	1	1	0	0	0
22	GRANT Charlotte	2	0	0%	0	0	0	1	0	0%	0	0	0	0	0



INDIVIDUAL DATA OUT OF POSSESSION



Canada v Australia



Out of Possession



#	Player	Tackles Made / Won	Blocks	Interceptions	Pressing Direct	Pressing Indirect	Duels Won - Aerial	Duels Won - Physical	Possession Contests won	Clearances	Loose Ball Receptions	Pushing On	Pushing On into Pressing	Possession Regains	Possession Interrupted
1	SHERIDAN Kailen	0 / 0	0	0	0	0	0	0	0	0	6	0	0	6	0
3	BUCHANAN Kadeisha	2 / 0	4	1	3	7	3	0	5	5	12	8	4	6	8
5	QUINN	2 / 1	3	0	4	15	2	0	3	2	16	16	7	2	5
7	GROSSO Julia	3 / 1	0	0	3	7	0	0	0	1	6	9	3	1	1
8	RIVIERE Jayde	3 / 0	2	1	7	5	1	0	2	5	4	13	8	4	5
9	HUITEMA Jordyn	1 / 0	1	0	1	11	2	0	3	0	3	4	2	2	1
10	LAWRENCE Ashley	0 / 0	2	1	3	13	1	0	1	0	7	25	9	1	1
12	SINCLAIR Christine	4 / 1	0	1	3	13	1	0	2	1	2	20	11	4	1
14	GILLES Vanessa	3 / 1	4	0	4	2	11	1	12	13	7	8	5	6	10
17	FLEMING Jessie	8 / 2	4	0	12	15	2	0	5	1	10	13	5	5	6
19	LEON Adriana	2 / 0	0	1	4	20	0	0	1	0	2	19	11	2	0
2	CHAPMAN Allysha	2 / 0	2	0	2	5	1	0	1	4	3	2	1	3	3
6	ROSE Deanne	1 / 0	0	0	2	6	0	1	2	0	1	5	3	0	0
11	VIENS Evelyne	0 / 0	1	0	2	4	2	0	2	0	2	7	2	0	0
13	SCHMIDT Sophie	3 / 1	2	0	3	3	2	0	5	3	8	3	0	5	2
20	LACASSE Cloe	2 / 1	0	3	1	7	2	0	2	1	4	9	6	4	1
23	SMITH Olivia	0 / 0	2	0	0	3	2	0	2	1	1	3	1	3	1

Out of Possession



#	Player	Tackles Made / Won	Blocks	Interceptions	Pressing Direct	Pressing Indirect	Duels Won - Aerial	Duels Won - Physical	Possession Contests won	Clearances	Loose Ball Receptions	Pushing On	Pushing On into Pressing	Possession Regains	Possession Interrupted
18	ARNOLD Mackenzie	0 / 0	0	0	0	0	0	0	0	0	1	0	0	6	0
7	CATLEY Steph	1 / 0	2	0	2	6	3	0	3	6	6	5	2	5	4
9	FOORD Caitlin	3 / 1	4	0	3	21	0	0	0	2	10	23	14	2	4
10	VAN EGMOND Emily	3 / 3	1	0	5	24	3	0	3	1	2	25	15	4	1
11	FOWLER Mary	4 / 1	5	0	6	38	0	0	0	1	5	38	10	5	4
14	KENNEDY Alanna	0 / 0	0	0	1	0	4	0	4	13	3	2	1	10	6
15	HUNT Clare	3 / 1	7	2	4	1	7	0	10	9	13	4	2	13	8
16	RASO Hayley	5 / 0	2	1	10	28	0	0	1	3	8	30	19	2	4
19	GORRY Katrina	4 / 1	1	0	4	17	1	0	1	4	15	36	13	5	4
21	CARPENTER Ellie	3 / 0	4	0	8	15	2	0	2	14	5	21	10	6	12
23	COONEY-CROSS Kyra	2 / 0	3	0	7	16	2	0	3	4	11	12	5	3	5
4	POLKINGHORNE Clare	0 / 0	0	0	0	0	1	0	1	2	2	0	0	3	0
5	VINE Cortnee	3 / 1	1	0	1	5	0	0	0	0	2	6	2	2	1
22	GRANT Charlotte	0 / 0	0	0	1	0	0	0	0	0	2	1	1	0	0



INDIVIDUAL DATA PHYSICAL



Canada v Australia



Physical Data



#	Player	Total Distance (m)	Zone 1: 0-7 km/h (m)	Zone 2: 7-13km/h (m)	Zone 3: 13-19km/h (m)	Zone 4: 19-23km/h (m)	Zone 5: 23+ km/h (m)	High Speed Runs (Zone 4)	Sprints (Zone 5)	Top Speed (km/h)
1	SHERIDAN Kailen	5998.1	4079.3	1110.8	745.0	62.4	0	67.0	5.0	22.1
3	BUCHANAN Kadeisha	8353.2	3647.9	3104.1	1141.1	252.3	207.2	105.0	26.0	28.9
5	QUINN	9320.5	2540.8	3792.5	2643.3	302.0	41.9	186.0	20.0	27.7
7	GROSSO Julia	5713.4	1676.9	2193.4	1500.9	295.4	47.4	109.0	22.0	26.5
8	RIVIERE Jayde	4622.1	1800.3	1535.9	983.6	244.5	58.2	86.0	24.0	28.6
9	HUITEMA Jordyn	5524.0	1787.6	1803.6	1411.4	364.6	156.3	120.0	29.0	28.2
10	LAWRENCE Ashley	10045.4	3686.6	3303.9	2268.2	577.6	207.9	188.0	45.0	28.7
12	SINCLAIR Christine	5752.2	1856.2	2287.7	1359.2	163.9	85.7	94.0	18.0	26.7
14	GILLES Vanessa	9890.6	3244.1	4215.4	1886.1	387.7	158.2	165.0	36.0	28.5
17	FLEMING Jessie	12358.6	3466.6	3284.9	4316.9	883.6	407.8	292.0	77.0	28.4
19	LEON Adriana	7374.1	2324.3	2308.1	2108.2	508.8	124.6	155.0	36.0	28.1
2	CHAPMAN Allysha	5101.4	1911.5	1460.5	1206.5	307.6	215.8	96.0	30.0	27.4
6	ROSE Deanne	5141.7	1802.2	1958.0	876.7	270.5	234.5	85.0	31.0	29.8
11	VIENS Evelyne	3486.4	1273.6	1141.8	718.2	256.6	95.9	65.0	21.0	27.3
13	SCHMIDT Sophie	5244.3	1916.8	1663.0	1316.3	210.8	137.4	98.0	21.0	28.8
20	LACASSE Cloe	5745.9	1736.4	1913.4	1415.8	413.7	267.2	119.0	37.0	29.9
23	SMITH Olivia	2255.5	659.3	866.6	503.0	207.3	19.4	43.0	12.0	26.4

Physical Data



#	Player	Total Distance (m)	Zone 1: 0-7 km/h (m)	Zone 2: 7-13km/h (m)	Zone 3: 13-19km/h (m)	Zone 4: 19-23km/h (m)	Zone 5: 23+ km/h (m)	High Speed Runs (Zone 4)	Sprints (Zone 5)	Top Speed (km/h)
18	ARNOLD Mackenzie	5306.6	3538.4	1515.6	192.1	29.2	30.8	33.0	3.0	25.6
7	CATLEY Steph	10923.3	3622.2	3875.6	2639.1	591.0	196.6	189.0	46.0	27.4
9	FOORD Caitlin	11044.5	3599.4	3963.9	2316.0	770.9	394.3	189.0	59.0	29.8
10	VAN EGMOND Emily	9750.0	3059.5	3382.3	2776.8	473.8	57.5	233.0	36.0	25.3
11	FOWLER Mary	11699.1	3677.0	4138.0	2876.8	652.8	354.5	231.0	56.0	28.5
14	KENNEDY Alanna	10619.4	3486.3	3946.2	2568.8	493.8	124.2	205.0	32.0	26.6
15	HUNT Clare	10124.1	3293.4	4053.7	2239.5	389.8	147.8	173.0	30.0	27.4
16	RASO Hayley	8831.2	2677.6	2901.0	2415.3	551.1	285.2	176.0	51.0	28.4
19	GORRY Katrina	11020.2	3000.8	4167.8	3139.6	570.8	141.1	243.0	48.0	30.5
21	CARPENTER Ellie	10428.8	3590.6	3811.7	2100.4	528.7	396.3	176.0	51.0	30.0
23	COONEY-CROSS Kyra	11602.9	3214.0	4724.7	3210.5	349.2	104.4	237.0	27.0	29.2
4	POLKINGHORNE Clare	1336.2	531.4	488.5	273.5	42.8	0	19.0	4.0	25.8
5	VINE Cortnee	2736.2	781.7	888.2	795.7	168.8	102.1	58.0	17.0	28.1
22	GRANT Charlotte	415.9	75.0	90.7	95.8	83.2	71.2	10.0	6.0	27.9

