



# USA 3 - 0 Vietnam

Group E - Match 9

22 July 2023

13:00 Kick Off

Eden Park

**POST MATCH SUMMARY REPORT**

# Match Summary - Teams

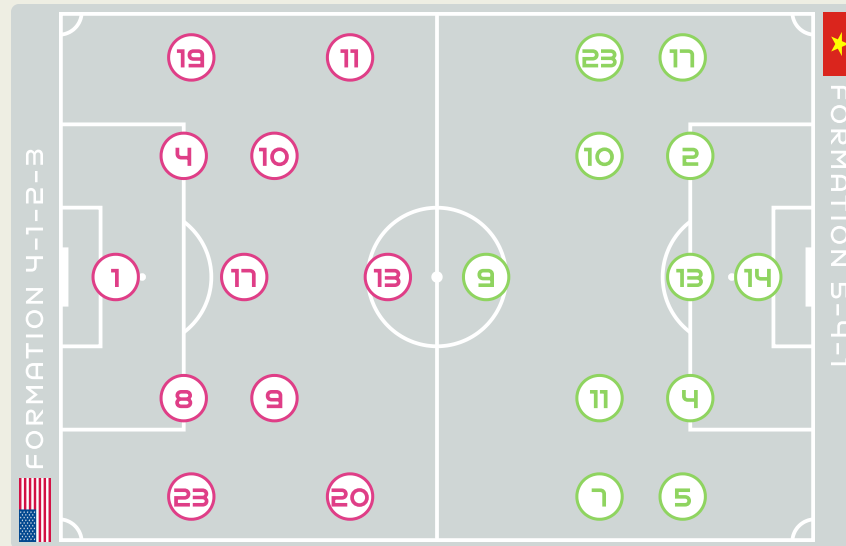


## STARTING

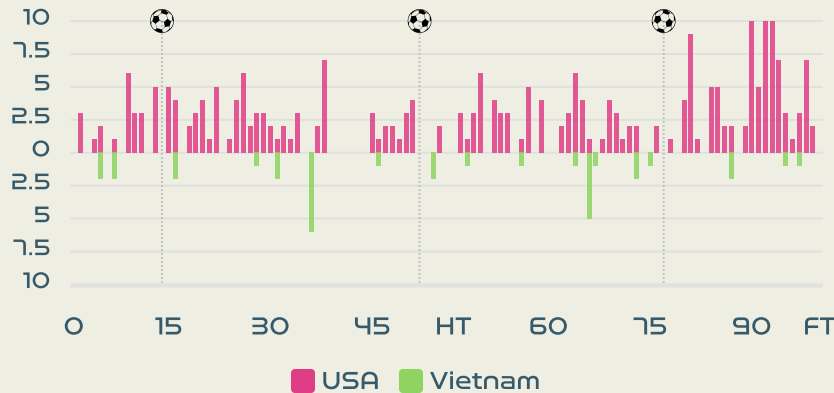
1	GK	NAEHER Alyssa			
4	DF	GIRMA Naomi			
8	MF	ERTZ Julie			
9	MF	DEMELO Savannah	↓ 63'		
10	MF	HORAN Lindsey (C)	56'	77'	
11	FW	SMITH Sophia	14'	45+7'	
13	FW	MORGAN Alex	↓ 63'		
17	MF	SULLIVAN Andi			
19	DF	DUNN Crystal	↓ 84'		
20	FW	RODMAN Trinity	↓ 75'		
23	DF	FOX Emily	↓ 84'		

## SUBSTITUTES

18	GK	MURPHY Casey			
21	GK	KINGSBURY Aubrey			
2	MF	SANCHEZ Ashley			
3	DF	HUERTA Sofia	↑ 84'		
5	DF	OHARA Kelley	↑ 84'		
6	FW	WILLIAMS Lynn			
7	FW	THOMPSON Alyssa	↑ 75'		
12	DF	COOK Alana			
14	DF	SONNETT Emily			
15	FW	RAPINOE Megan	↑ 63'		
16	MF	LAVELLE Rose	↑ 63'		
22	MF	MEWIS Kristie			



## Distribution in the Final Third



## STARTING

14	GK	TRAN Thi Kim Thanh			
2	DF	LUONG Thi Thu Thuong	↓ 61'		
4	DF	TRAN Thi Thu			
5	DF	HOANG Thi Loan			
7	MF	NGUYEN Thi Tuyet Dung	↓ 46'		
9	FW	(C) HUYNH Nhu	76'	75'	
10	MF	TRAN Thi Hai Linh	↓ 89'		
11	MF	THAI Thi Thao			
13	DF	LE Thi Diem My			
17	DF	TRAN Thi Thu Thao			
23	MF	NGUYEN Thi Bich Thuy	↓ 62'		

## SUBSTITUTES

1	GK	DAO Thi Kieu Oanh			
20	GK	KHONG Thi Hang			
3	DF	CHUONG Thi Kieu	↑ 61'		
6	DF	TRAN Thi Thuy Nga			
8	MF	TRAN Thi Thuy Trang			
12	FW	PHAM Hai Yen	↑ 76'		
15	FW	NGUYEN Thi Thuy Hang			
16	MF	DUONG Thi Van	↑ 89'		
18	FW	VU Thi Hoa			
19	MF	NGUYEN Thi Thanh Nha			
21	MF	NGAN Thi Van Su	↑ 46'		
22	DF	NGUYEN Thi My Anh	↑ 62'		

# Match Summary - Key Statistics



## Possession

Total	59%	17.2%	23.7%	Total
3	Goals			0
26 (7)	Attempts at Goal (On Target)			0 (0)
460 (381)	Total Passes (Complete)			260 (149)
83 %	Pass Completion %			57 %
119	Completed Line Breaks			41
25	Defensive Line Breaks			1
221	Receptions in the Final Third			19
41	Crosses			3
34	Ball Progressions			9
109 (31)	Defensive Pressures Applied (Direct Pressures)			341 (82)
75	Forced Turnovers			91
115	Second Balls			65
53.8 km	Total Distance Covered			53.4 km
2.5 km	Zone 4 - Low Speed Sprinting: 19-23km/h			2.3 km



# Phases of Play

## IN POSSESSION



## OUT OF POSSESSION





# IN POSSESSION

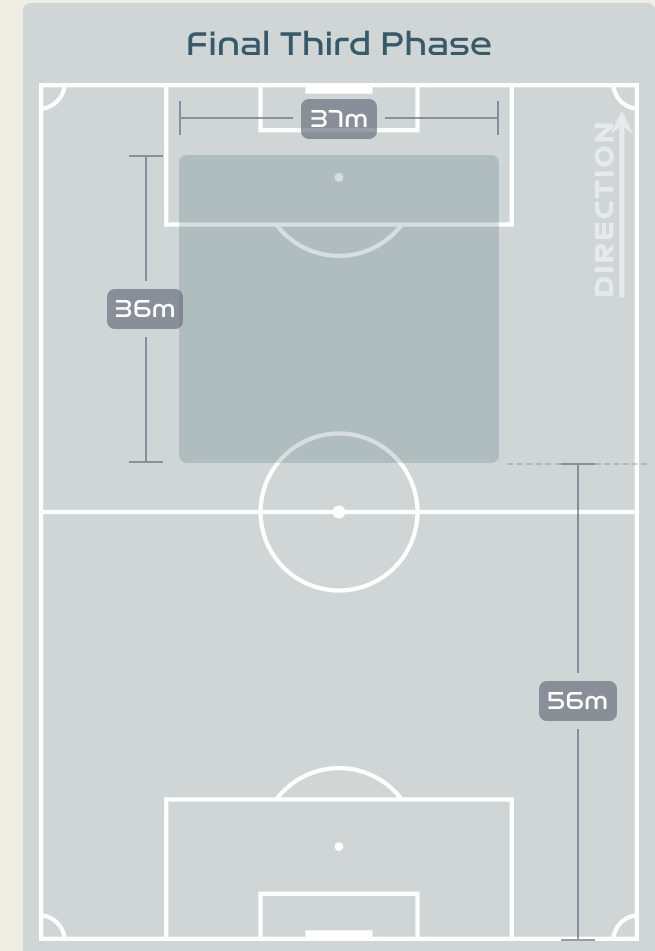
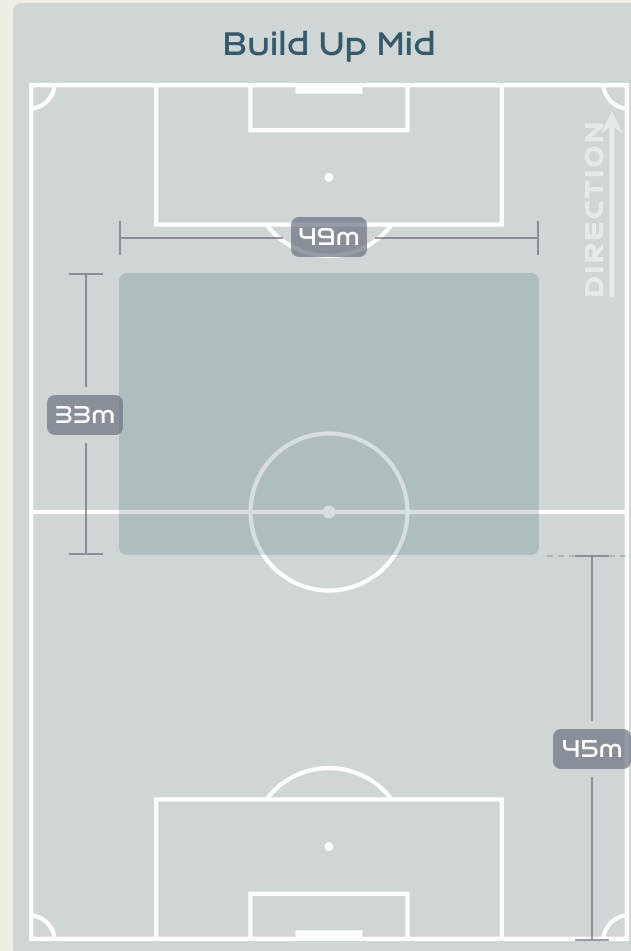
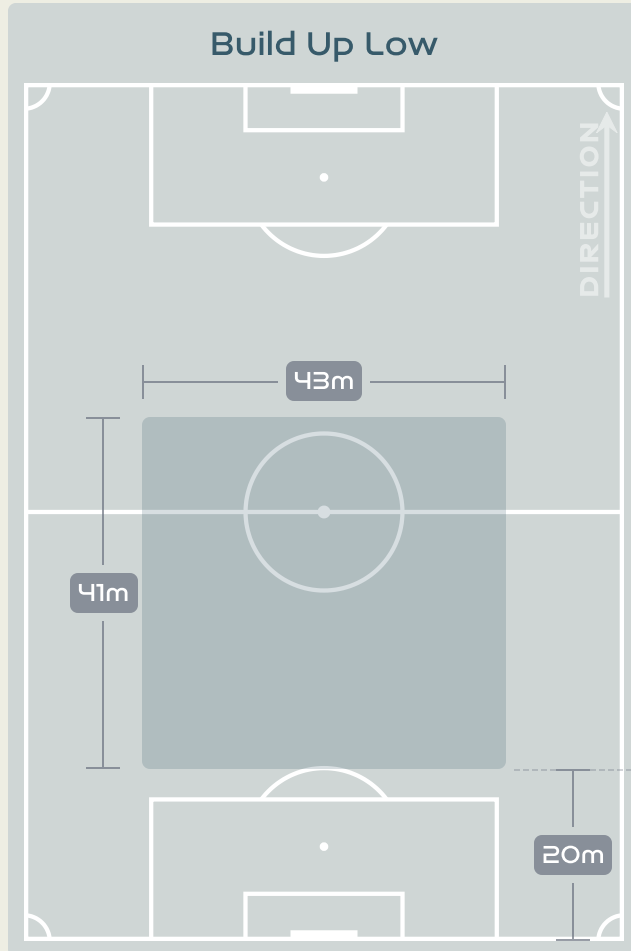


USA v Vietnam



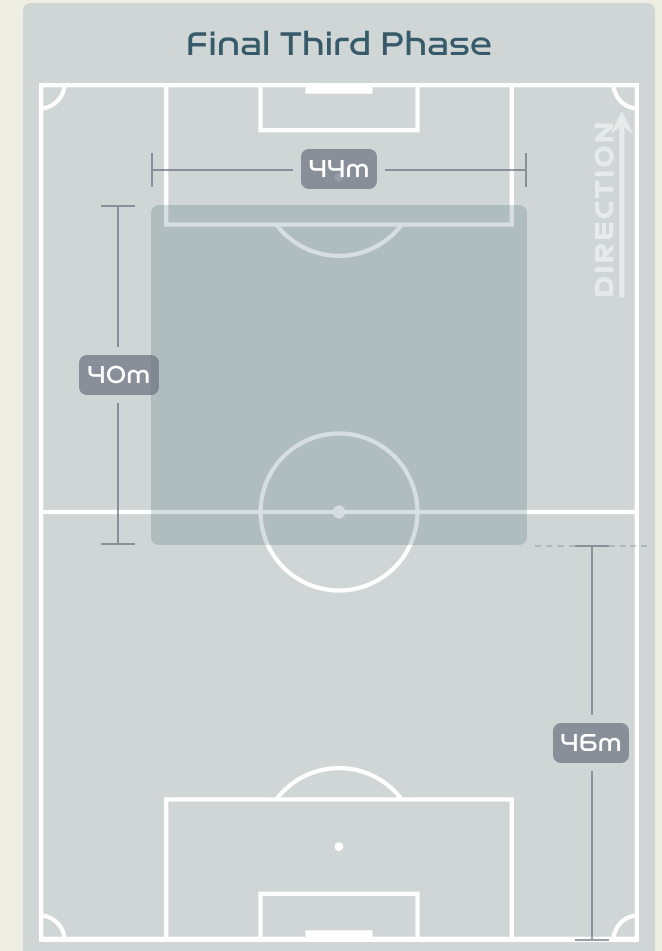
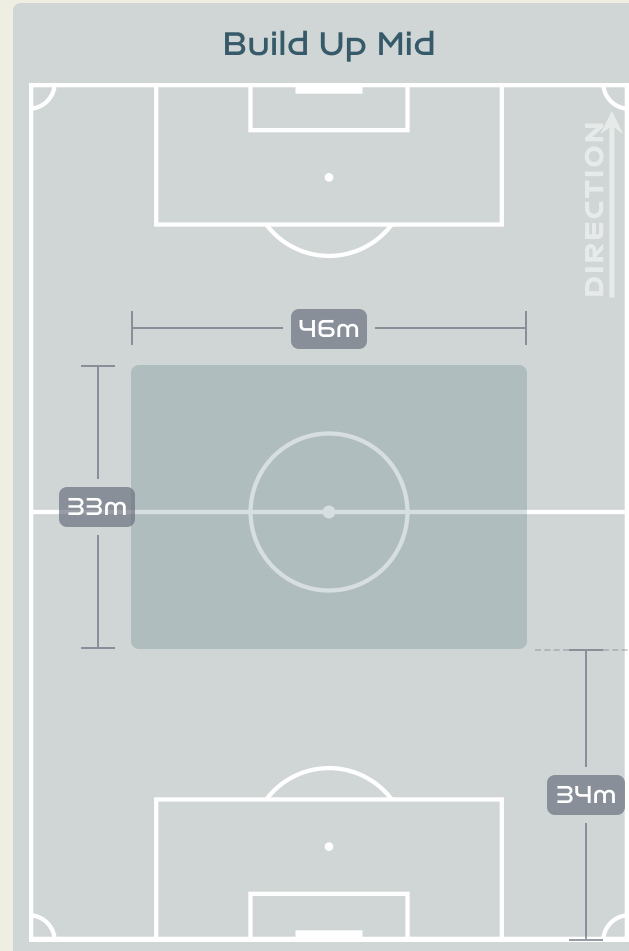
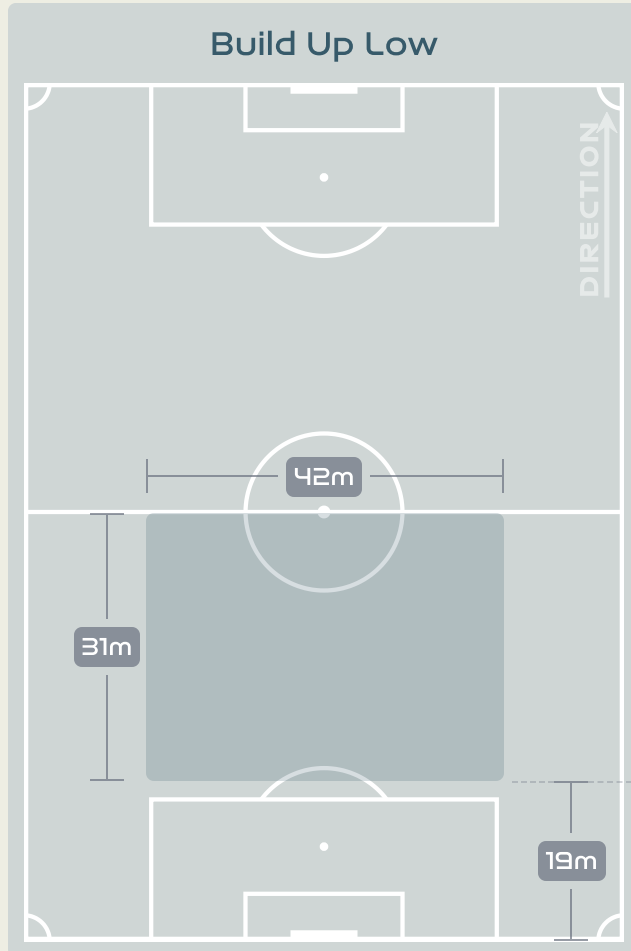


# In Possession Line Height & Team Length



# In Possession Line Height & Team Length

Vietnam

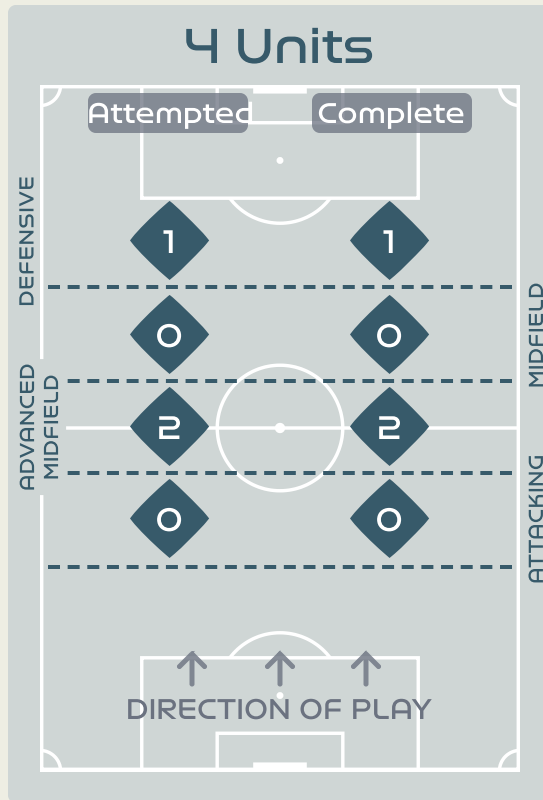
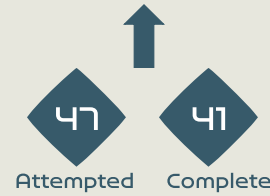


# Line Breaks

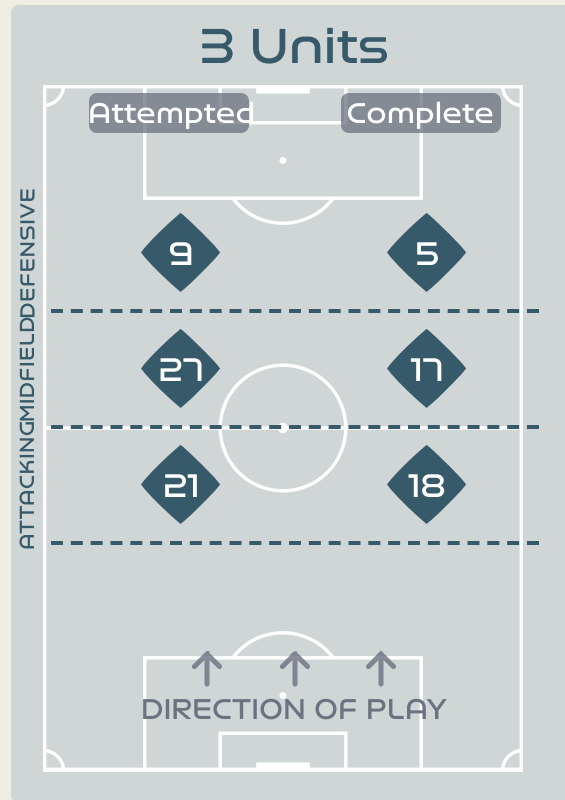


Attempted Line Breaks

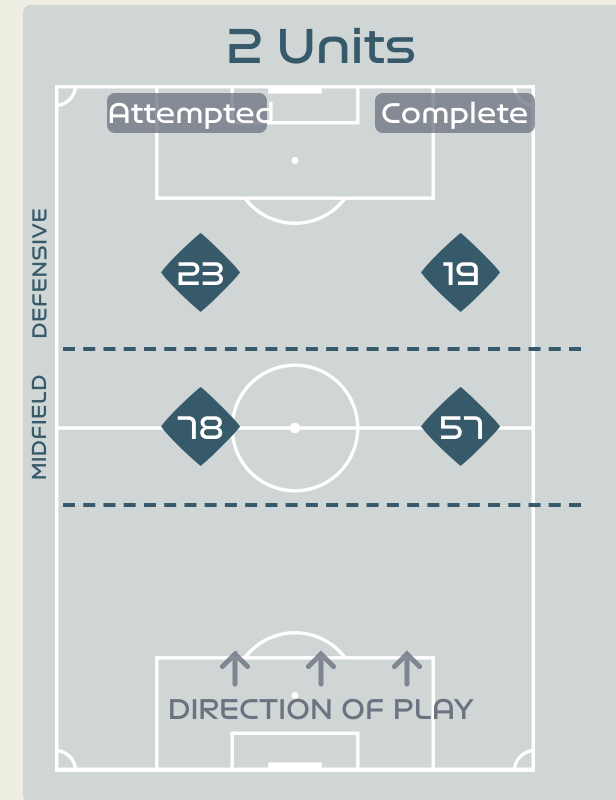
161



Attempted Line Breaks 3  
 Inside Shape 1  
 Outside Shape 2



Attempted Line Breaks 57  
 Inside Shape 36  
 Outside Shape 21



Attempted Line Breaks 101  
 Inside Shape 60  
 Outside Shape 41



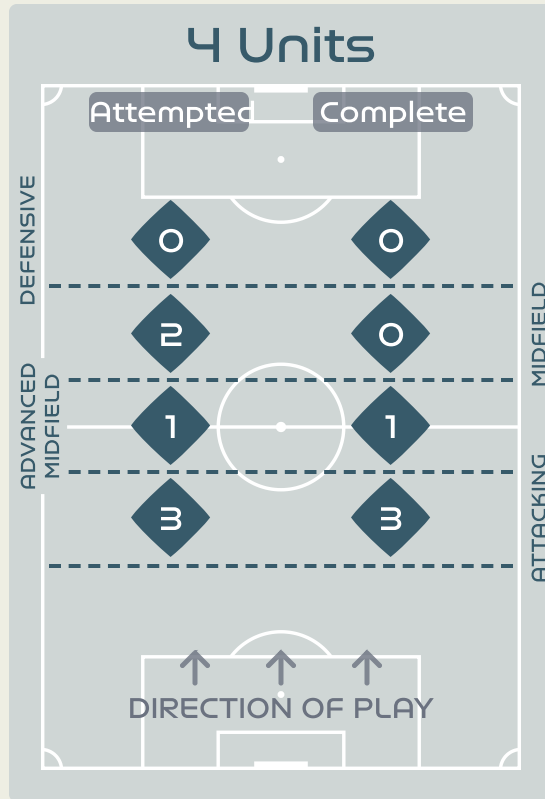
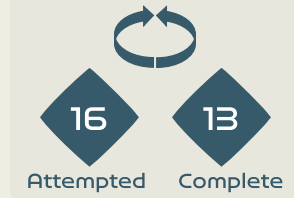
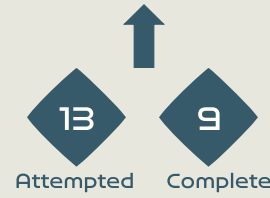
# Line Breaks



Vietnam

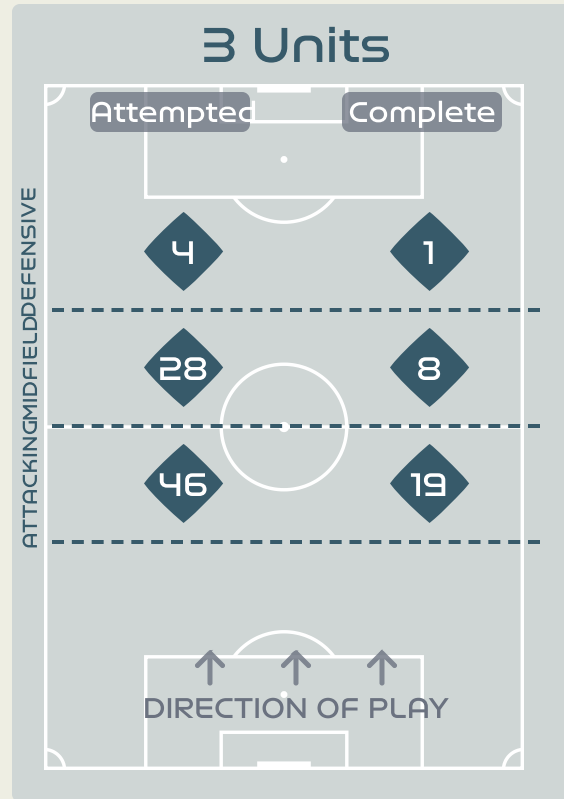
Attempted Line Breaks

104



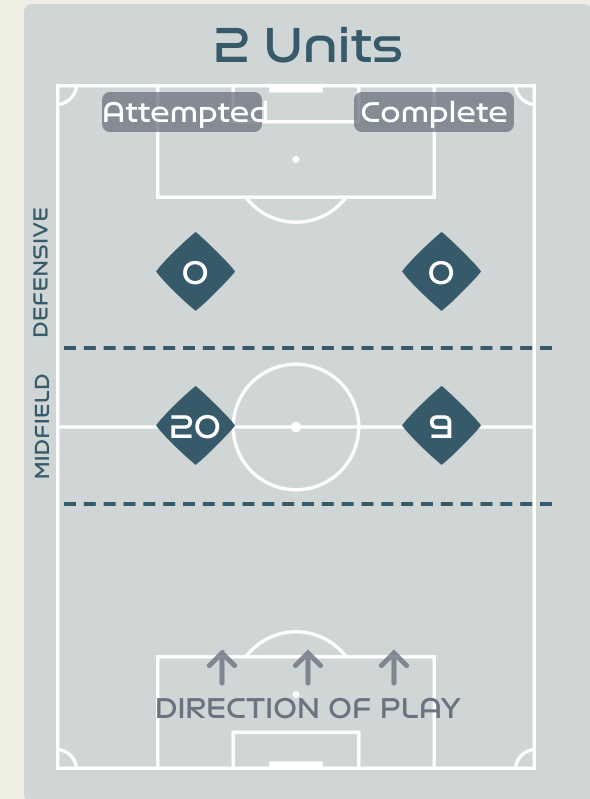
Attempted Line Breaks 6

Inside Shape 4  
Outside Shape 2



Attempted Line Breaks 78

Inside Shape 63  
Outside Shape 15



Attempted Line Breaks 20

Inside Shape 16  
Outside Shape 4

## Line Breaks



					4 Units				3 Units			2 Units		Direction			Distribution Type		
#	Player	Line Breaks Attempted	Line Breaks Completed	Line Break Completion %	Attacking Line	Attacking Midfield Line	Midfield Line	Defensive Line	Attacking Line	Midfield Line	Defensive Line	Midfield Line	Defensive Line	Through	Around	Over	Pass	Cross	Ball Progression
1	NAEHER Alyssa	3	3	100%	0	0	0	0	3	0	0	0	0	1	0	2	3	0	0
4	GIRMA Naomi	23	17	73%	0	0	0	0	7	1	0	14	1	7	7	9	22	0	1
8	ERTZ Julie	29	24	82%	0	0	0	0	4	6	0	15	4	8	9	12	27	2	0
9	DEMELO Savannah	5	4	80%	0	0	0	0	0	1	1	1	2	3	2	0	4	0	1
10	HORAN Lindsey	20	14	70%	0	0	0	1	0	4	2	7	6	10	5	5	20	0	0
11	SMITH Sophia	7	3	42%	0	0	0	0	0	1	1	5	0	2	4	1	6	1	0
13	MORGAN Alex	2	1	50%	0	0	0	0	0	2	0	0	0	0	0	2	2	0	0
17	SULLIVAN Andi	11	6	54%	0	0	0	0	2	3	0	6	0	2	3	6	9	1	1
19	DUNN Crystal	14	12	85%	0	0	0	0	1	2	0	10	1	1	11	2	14	0	0
20	RODMAN Trinity	7	3	42%	0	0	0	0	1	1	2	0	3	0	5	2	1	1	5
23	FOX Emily	14	10	71%	0	1	0	0	2	2	1	7	1	5	3	6	11	2	1
3	HUERTA Sofia	1	1	100%	0	0	0	0	0	0	0	1	0	1	0	0	1	0	0
5	OHARA Kelley	8	5	62%	0	1	0	0	0	0	1	6	0	1	5	2	8	0	0
7	THOMPSON Alyssa	3	3	100%	0	0	0	0	0	1	0	1	1	2	1	0	2	0	1
15	RAPINOE Megan	5	4	80%	0	0	0	0	0	1	0	2	2	1	3	1	4	0	1
16	LAVELLE Rose	9	9	100%	0	0	0	0	1	2	1	3	2	3	5	1	7	0	2

## Line Breaks



					4 Units				3 Units			2 Units		Direction			Distribution Type		
#	Player	Line Breaks Attempted	Line Breaks Completed	Line Break Completion %	Attacking Line	Attacking Midfield Line	Midfield Line	Defensive Line	Attacking Line	Midfield Line	Defensive Line	Midfield Line	Defensive Line	Through	Around	Over	Pass	Cross	Ball Progression
14	TRAN Thi Kim Thanh	18	3	16%	1	0	1	0	10	4	0	2	0	0	0	18	18	0	0
2	LUONG Thi Thu Thuong	7	1	14%	0	0	0	0	4	2	0	1	0	0	1	6	7	0	0
4	TRAN Thi Thu	13	6	46%	0	1	0	0	10	1	0	1	0	0	3	10	13	0	0
5	HOANG Thi Loan	16	7	43%	2	0	0	0	6	5	1	2	0	3	3	10	15	0	1
7	NGUYEN Thi Tuyet Dung	1	1	100%	0	0	0	0	0	0	0	1	0	0	0	1	1	0	0
9	HUYNH Nhu	1	1	100%	0	0	0	0	0	0	0	1	0	0	1	0	1	0	0
10	TRAN Thi Hai Linh	1	0	0%	0	0	0	0	1	0	0	0	0	1	0	0	1	0	0
11	THAI Thi Thao	16	7	43%	0	0	1	0	1	9	1	4	0	4	1	11	15	1	0
13	LE Thi Diem My	9	4	44%	0	0	0	0	4	2	1	2	0	2	0	7	9	0	0
17	TRAN Thi Thu Thao	12	6	50%	0	0	0	0	7	1	0	4	0	1	3	8	12	0	0
23	NGUYEN Thi Bich Thuy	2	2	100%	0	0	0	0	0	2	0	0	0	1	1	0	1	0	1
3	CHUONG Thi Kieu	1	1	100%	0	0	0	0	1	0	0	0	0	0	0	1	1	0	0
12	PHAM Hai Yen	1	0	0%	0	0	0	0	0	0	0	1	0	0	0	1	1	0	0
16	DUONG Thi Van	1	0	0%	0	0	0	0	0	0	0	1	0	0	0	1	1	0	0
21	NGAN Thi Van Su	3	0	0%	0	0	0	0	2	1	0	0	0	1	1	1	3	0	0
22	NGUYEN Thi My Anh	2	2	100%	0	0	0	0	0	1	1	0	0	0	2	0	1	0	1



# Passing Networks

#	Passes From ↓ to →	NAEHER Alyssa	GIRMA Naomi	ERTZ Julie	DEMELO Savannah	HORAN Lindsey	SMITH Sophia	MORGAN Alex	SULLIVAN Andi	DUNN Crystal	RODMAN Trinity	FOX Emily	HUERTA Sofia	OHARA Kelley	THOMPSON Alyssa	RAPINOE Megan	LAVELLE Rose
1	NAEHER Alyssa		4	2	0	1	1	0	0	0	1	0	0	0	0	0	0
4	GIRMA Naomi	4		34	1	10	5	0	1	6	1	3	0	4	1	2	2
8	ERTZ Julie	2	26		1	6	1	2	4	2	5	7	1	0	2	0	4
9	DEMELO Savannah	0	0	2		4	0	1	0	2	3	1	0	0	0	0	0
10	HORAN Lindsey	0	6	4	0		8	1	1	7	1	3	0	1	0	8	2
11	SMITH Sophia	0	2	0	1	3		0	0	1	0	0	0	0	2	0	2
13	MORGAN Alex	0	0	0	0	0	3		1	0	5	2	0	0	0	0	0
17	SULLIVAN Andi	0	10	6	1	3	1	0		3	0	3	2	1	0	0	1
19	DUNN Crystal	0	11	1	0	7	3	0	4		1	1	0	0	0	1	1
20	RODMAN Trinity	0	0	0	1	1	0	0	1	1		2	0	0	0	1	0
23	FOX Emily	0	3	9	3	2	0	0	2	0	4		0	0	0	0	1
3	HUERTA Sofia	0	1	0	0	0	1	0	1	0	0	0		0	0	0	2
5	OHARA Kelley	0	1	0	0	3	0	0	0	0	0	0	0		0	4	0
7	THOMPSON Alyssa	0	0	0	0	1	1	0	0	0	0	0	2	0		0	0
15	RAPINOE Megan	0	0	0	0	5	2	0	1	1	0	1	0	2	0		0
16	LAVELLE Rose	0	0	0	0	4	0	0	0	2	1	4	1	1	0	1	

Top 5 Player to Player Passers		
Player	Passed To	% of Total Team Passes
GIRMA Naomi	ERTZ Julie	9.5%
ERTZ Julie	GIRMA Naomi	7.3%
DUNN Crystal	GIRMA Naomi	3.1%
GIRMA Naomi	HORAN Lindsey	2.8%
SULLIVAN Andi	GIRMA Naomi	2.8%

# Passing Networks

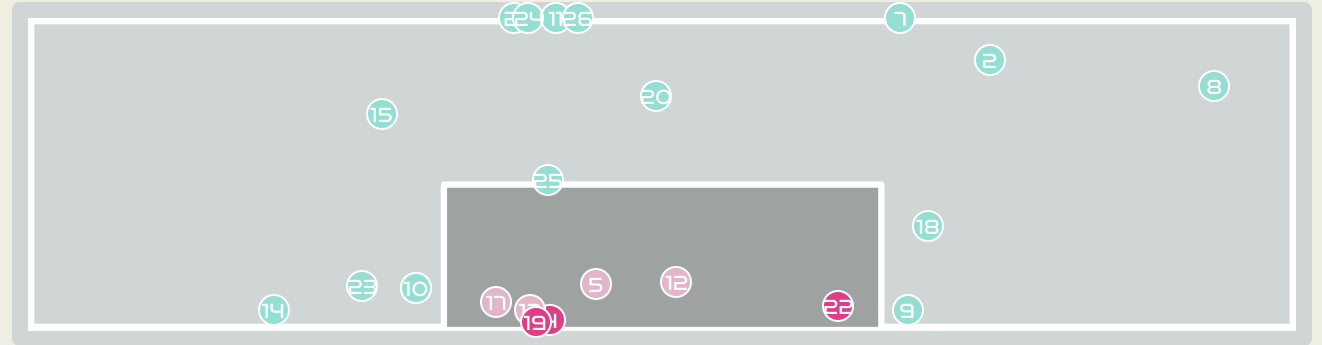
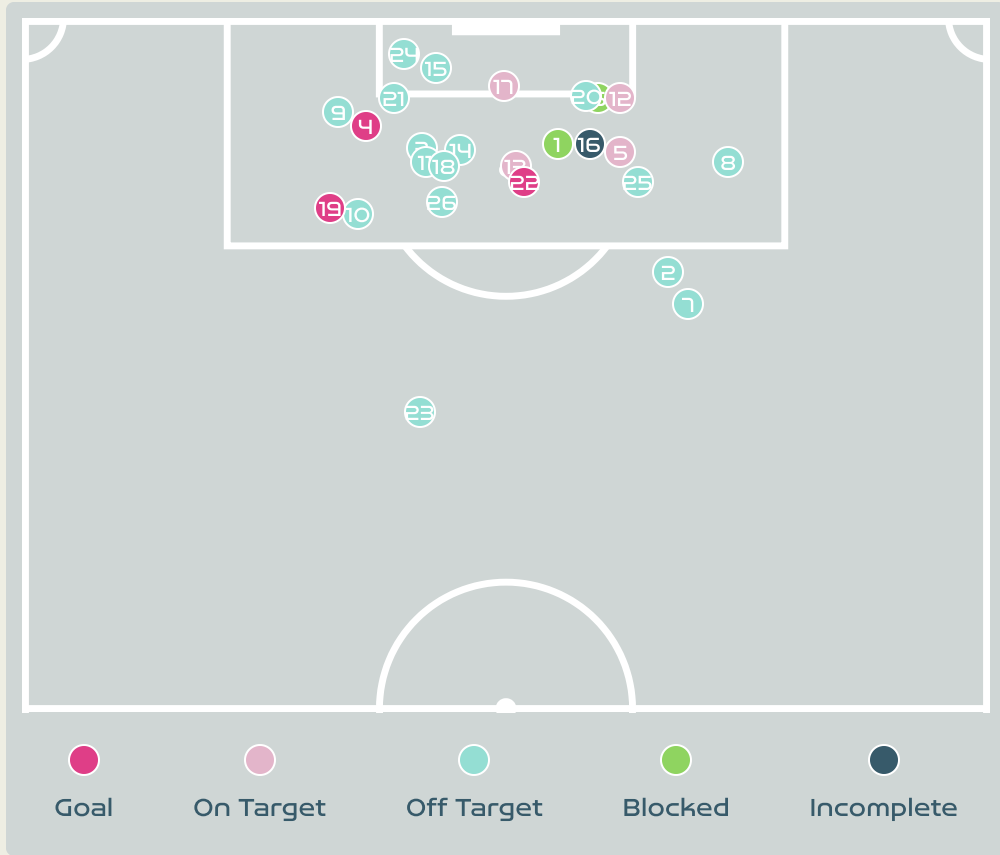


#	Passes From ↓ to →	TRAN Thi Kim Thanh	LUONG Thi Thu Thuong	TRAN Thi Thu	HOANG Thi Loan	NGUYEN Thi Tuyet Dung	HUYNH Nhu	TRAN Thi Hai Linh	THAI Thi Thao	LE Thi Diem My	TRAN Thi Thu Thao	NGUYEN Thi Bich Thuy	CHUONG Thi Kieu	PHAM Hai Yen	DUONG Thi Van	NGAN Thi Van Su	NGUYEN Thi My Anh
14	TRAN Thi Kim Thanh		2	1	0	0	0	0	0	3	0	0	0	0	0	1	0
2	LUONG Thi Thu Thuong	0		1	0	0	0	0	0	1	3	0	0	0	0	0	0
4	TRAN Thi Thu	1	0		3	1	1	1	3	3	0	0	0	0	0	0	0
5	HOANG Thi Loan	1	0	0		1	1	1	1	0	0	0	0	0	0	1	0
7	NGUYEN Thi Tuyet Dung	0	0	0	1		0	0	1	0	0	0	0	0	0	0	0
9	HUYNH Nhu	0	0	0	0	0		3	6	0	1	1	0	0	0	0	0
10	TRAN Thi Hai Linh	0	3	0	3	0	1		0	3	3	0	1	0	0	1	0
11	THAI Thi Thao	0	1	3	6	2	3	0		2	1	2	0	1	0	0	1
13	LE Thi Diem My	0	2	3	0	0	0	1	0		1	2	1	2	0	0	0
17	TRAN Thi Thu Thao	0	1	0	0	0	4	2	0	0		0	0	0	1	2	0
23	NGUYEN Thi Bich Thuy	0	0	0	0	0	1	0	2	0	2		0	0	0	1	0
3	CHUONG Thi Kieu	0	0	2	0	0	0	1	0	1	1	0		0	0	0	0
12	PHAM Hai Yen	0	0	0	1	0	0	1	3	0	0	0	0		0	1	0
16	DUONG Thi Van	0	0	0	1	0	0	0	0	0	0	0	0	0		0	0
21	NGAN Thi Van Su	0	0	0	0	0	0	0	1	0	1	0	1	0	0		0
22	NGUYEN Thi My Anh	0	0	0	1	0	0	0	1	0	0	0	0	1	0	0	

Top 5 Player to Player Passers		
Player	Passed To	% of Total Team Passes
HUYNH Nhu	THAI Thi Thao	4.7%
THAI Thi Thao	HOANG Thi Loan	4.7%
TRAN Thi Thu Thao	HUYNH Nhu	3.1%
TRAN Thi Kim Thanh	LE Thi Diem My	2.4%
LUONG Thi Thu Thuong	TRAN Thi Thu Thao	2.4%



# Attempts at Goal



Key	Outcome	Shots
●	Goals	3
●	On Target	4
●	Off Target	16
●	Blocked	2
●	Incomplete	1



# Attempts at Goal

Time	Player	Outcome	Body Part	Delivery Type
2	13 MORGAN Alex	Incomplete - Blocked	Right Foot	Loose Ball
3	17 SULLIVAN Andi	Off Target	Right Foot	Other
4	8 ERTZ Julie	Off Target	Head	Freekick
13	11 SMITH Sophia	On Target - Goal	Left Foot	Pass
18	9 DEMELO Savannah	On Target - Saved	Right Foot	Loose Ball
20	9 DEMELO Savannah	Incomplete - Blocked	Right Foot	Cross
20	23FOX Emily	Deflected Off Target - Referee Event	Right Foot	Pass
24	11 SMITH Sophia	Deflected Off Target - Defensive Event	Right Foot	Pass
27	13 MORGAN Alex	Off Target	Left Foot	Pass
30	10 HORAN Lindsey	Off Target	Right Foot	Loose Ball
32	11 SMITH Sophia	Off Target	Right Foot	Pass
34	8 ERTZ Julie	On Target - Saved	Head	Corner
43	13 MORGAN Alex	On Target - Saved	Left Foot	Penalty
45	11 SMITH Sophia	Off Target	Right Foot	Other
48	8 ERTZ Julie	Off Target	Head	Freekick
49	10 HORAN Lindsey	Incomplete	Right Foot	Loose Ball
49	13 MORGAN Alex	On Target - Defensive Event	Right Foot	Loose Ball



# Attempts at Goal


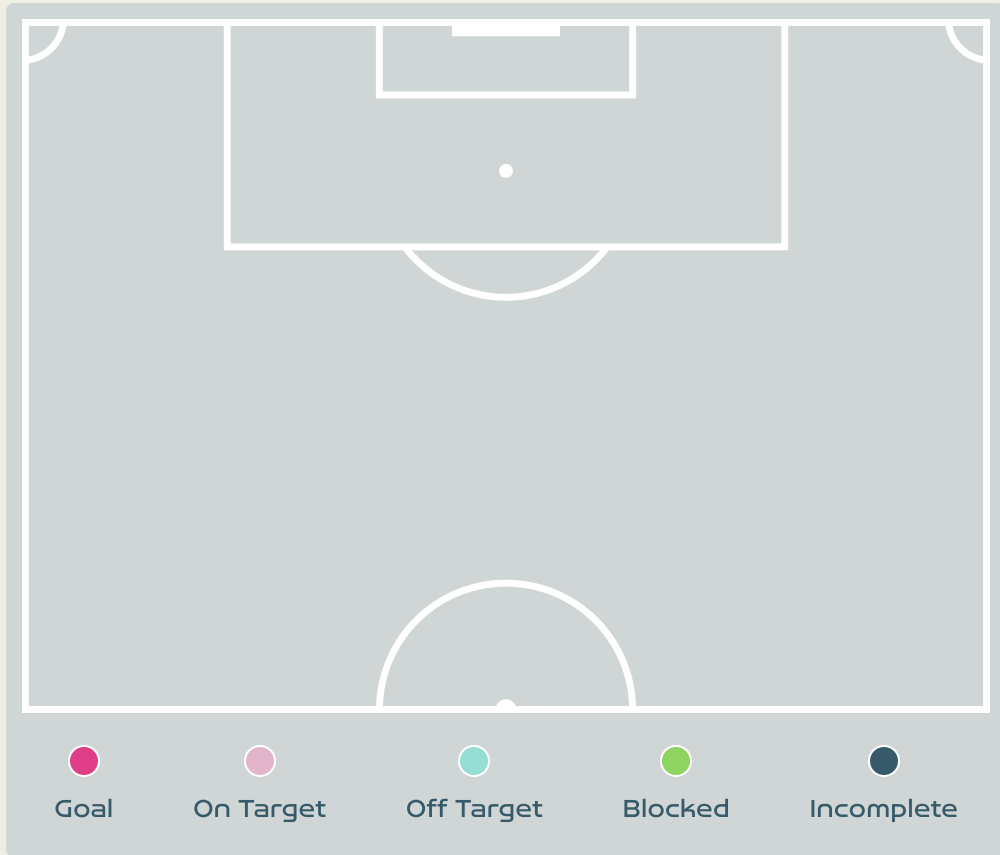
Time	Player	Outcome	Body Part	Delivery Type
49	10 HORAN Lindsey	Off Target	Right Foot	Cross
51	11 SMITH Sophia	Deflected On Target - Goal	Left Foot	Loose Ball
65	23 FOX Emily	Off Target	Left Foot	Ball Progression
70	15 RAPINOE Megan	Off Target	Right Foot	Cross
76	10 HORAN Lindsey	On Target - Goal	Right Foot	Cross
78	15 RAPINOE Megan	Off Target	Right Foot	Freekick
80	8 ERTZ Julie	Deflected Off Target - Defensive Event	Right Foot	Corner
84	16 LAVELLE Rose	Off Target	Right Foot	Pass
98	10 HORAN Lindsey	Off Target	Right Foot	Loose Ball



Vietnam



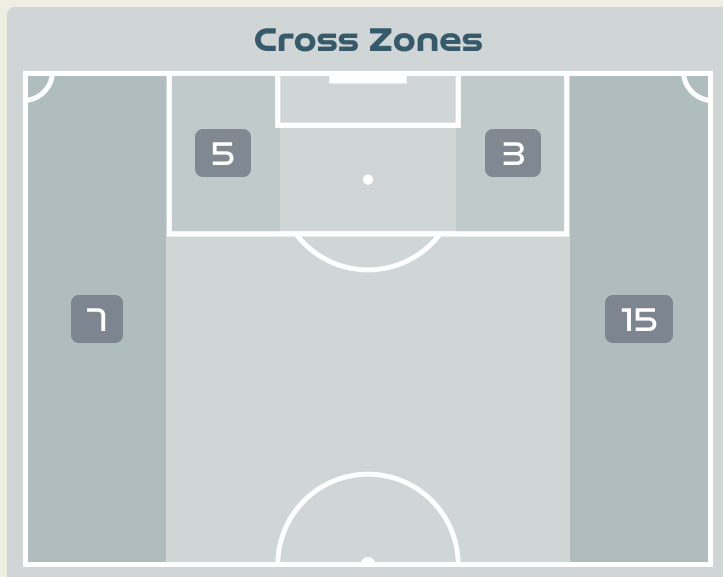
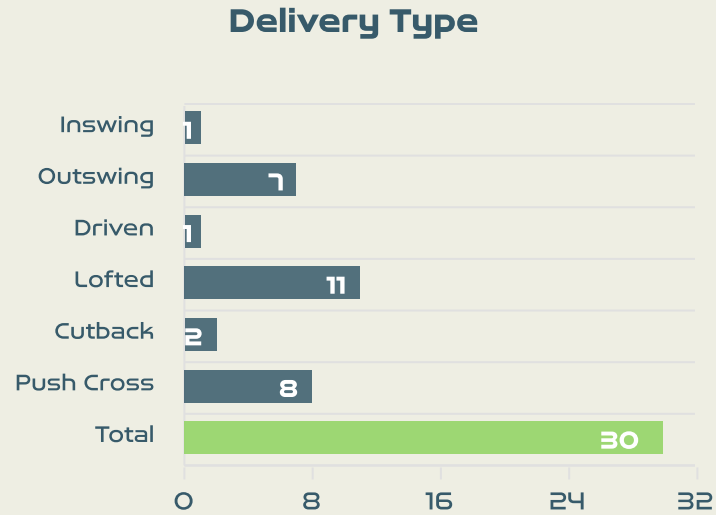
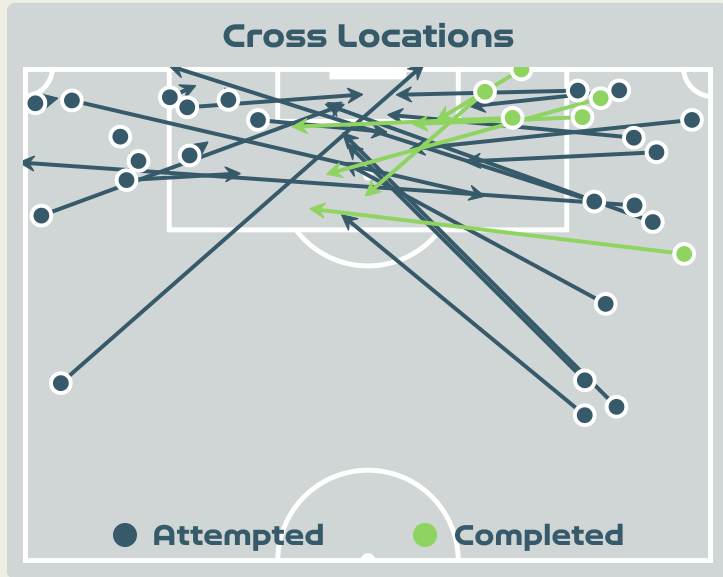
# Attempts at Goal



Key	Outcome	Shots
●	Goals	0
●	On Target	0
●	Off Target	0
●	Blocked	0
●	Incomplete	0



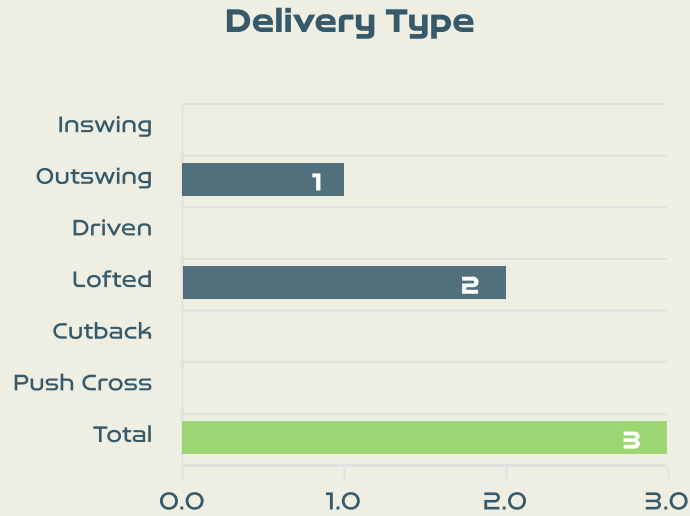
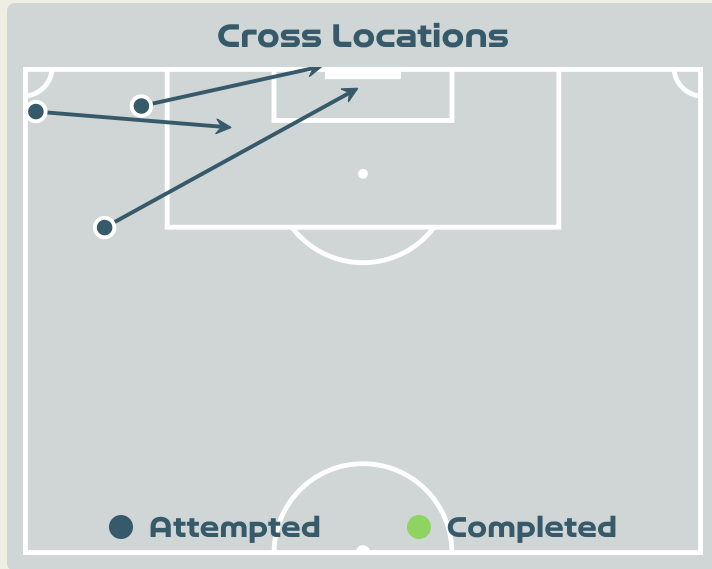
# Crosses (Open Play)



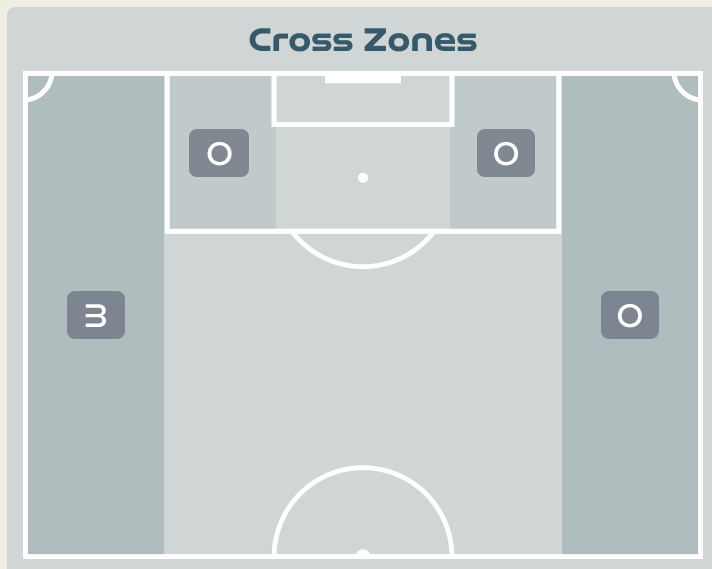
#	Player	Inswing	Outswing	Driven	Lofted	Cutback	Push Cross	Total Attempted
1	NAEHER Alyssa	0	0	0	0	0	0	0
4	GIRMA Naomi	0	0	0	0	0	0	0
8	ERTZ Julie	0	0	0	3	0	0	3
9	DEMELO Savannah	0	0	0	1	0	1	2
10	HORAN Lindsey	0	1	0	1	0	0	2
11	SMITH Sophia	1	0	1	0	1	2	5
13	MORGAN Alex	0	0	0	0	0	0	0
17	SULLIVAN Andi	0	0	0	0	0	0	0
19	DUNN Crystal	0	0	0	1	0	0	1
20	RODMAN Trinity	0	2	0	1	1	2	6
23	FOX Emily	0	3	0	1	0	0	4
3	HUERTA Sofia	0	1	0	1	0	0	2
5	OHARA Kelley	0	0	0	0	0	0	0
7	THOMPSON Alyssa	0	0	0	1	0	0	1
15	RAPINOE Megan	0	0	0	1	0	2	3
16	LAVELLE Rose	0	0	0	0	0	1	1



# Crosses (Open Play)



#	Player	Inswing	Outswing	Driven	Lofted	Cutback	Push Cross	Total Attempted
14	TRAN Thi Kim Thanh	0	0	0	0	0	0	0
2	LUONG Thi Thu Thuong	0	0	0	0	0	0	0
4	TRAN Thi Thu	0	0	0	0	0	0	0
5	HOANG Thi Loan	0	0	0	0	0	0	0
7	NGUYEN Thi Tuyet Dung	0	0	0	0	0	0	0
9	HUYNH Nhu	0	0	0	0	0	0	0
10	TRAN Thi Hai Linh	0	0	0	0	0	0	0
11	THAI Thi Thao	0	1	0	1	0	0	2
13	LE Thi Diem My	0	0	0	0	0	0	0
17	TRAN Thi Thu Thao	0	0	0	0	0	0	0
23	NGUYEN Thi Bich Thuy	0	0	0	0	0	0	0
3	CHUONG Thi Kieu	0	0	0	0	0	0	0
12	PHAM Hai Yen	0	0	0	0	0	0	0
16	DUONG Thi Van	0	0	0	0	0	0	0
21	NGAN Thi Van Su	0	0	0	0	0	0	0
22	NGUYEN Thi My Anh	0	0	0	1	0	0	1



**Attempted**

**3**

**Completed**

**0**

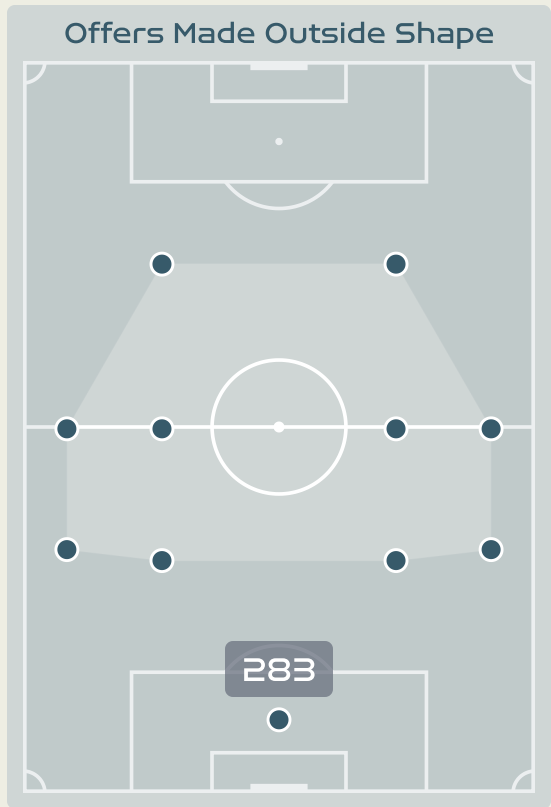
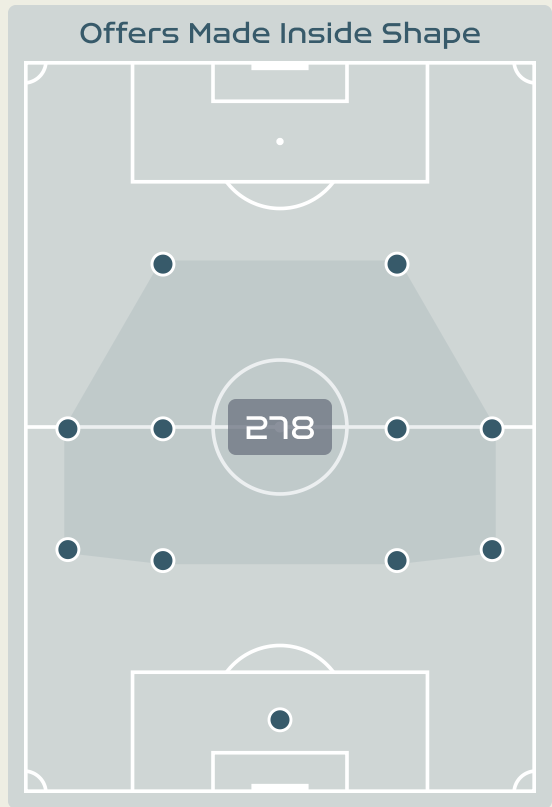
**Most Crosses Attempted**

**2**

**THAI Thi Thao**  
LEFT CENTRE MIDFIELD



# Offering to Receive



#	Player	Offers Made	Offers Received	% Made & Received
1	NAEHER Alyssa	5	1	20%
4	GIRMA Naomi	50	30	60%
8	ERTZ Julie	10	5	50%
9	DEMELO Savannah	53	5	9.4%
10	HORAN Lindsey	116	46	39.7%
11	SMITH Sophia	52	15	28.8%
13	MORGAN Alex	18	4	22.2%
17	SULLIVAN Andi	42	12	28.6%
19	DUNN Crystal	39	11	28.2%
20	RODMAN Trinity	42	6	14.3%
23	FOX Emily	31	7	22.6%
3	HUERTA Sofia	10	4	40%
5	OHARA Kelley	11	6	54.5%
7	THOMPSON Alyssa	23	3	13%
15	RAPINOE Megan	25	12	48%
16	LAVELLE Rose	34	10	29.4%



# Offering to Receive

235

Total Offers Made

62

Total Offers Received

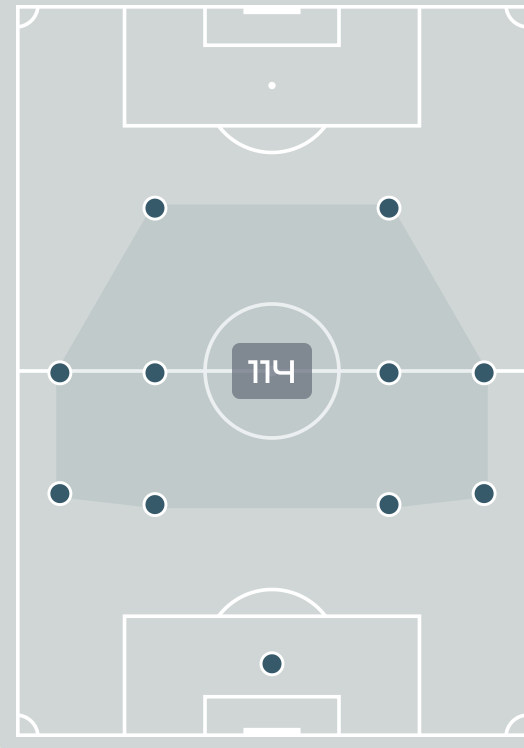
## Most Offers

53

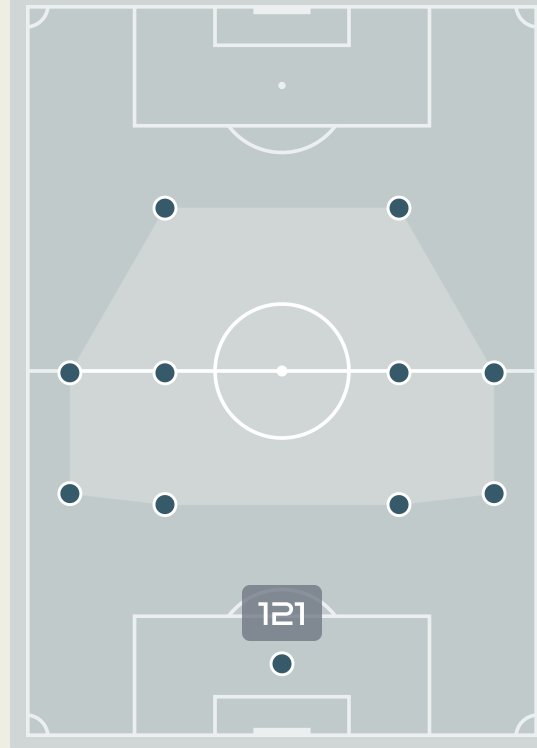
TRAN Thi Hai Linh  
RIGHT CENTRE MIDFIELD

#	Player	Offers Made	Offers Received	% Made & Received
14	TRAN Thi Kim Thanh	0	0	0%
2	LUONG Thi Thu Thuong	3	2	66.7%
4	TRAN Thi Thu	6	2	33.3%
5	HOANG Thi Loan	14	7	50%
7	NGUYEN Thi Tuyet Dung	16	3	18.8%
9	HUYNH Nhu	31	8	25.8%
10	TRAN Thi Hai Linh	53	6	11.3%
11	THAI Thi Thao	40	13	32.5%
13	LE Thi Diem My	3	1	33.3%
17	TRAN Thi Thu Thao	6	3	50%
23	NGUYEN Thi Bich Thuy	26	6	23.1%
3	CHUONG Thi Kieu	1	1	100%
12	PHAM Hai Yen	10	2	20%
16	DUONG Thi Van	4	2	50%
21	NGAN Thi Van Su	20	6	30%
22	NGUYEN Thi My Anh	2	0	0%

Offers Made Inside Shape



Offers Made Outside Shape



43

Offers Made in Final Third

133

Offers Made in Middle Third

59

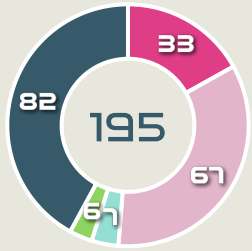
Offers Made in Defensive Third



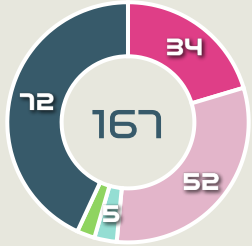
# Movement to Receive

## Movement Types by Phase

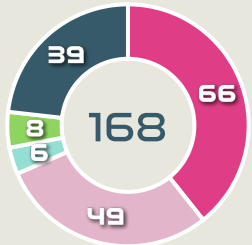
### Final Third Phase



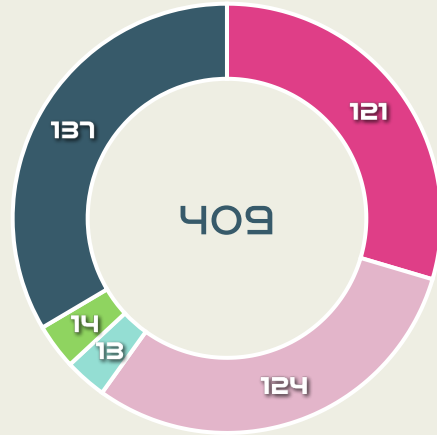
### Progression Phase



### Build Up Phase



## All Movement Types

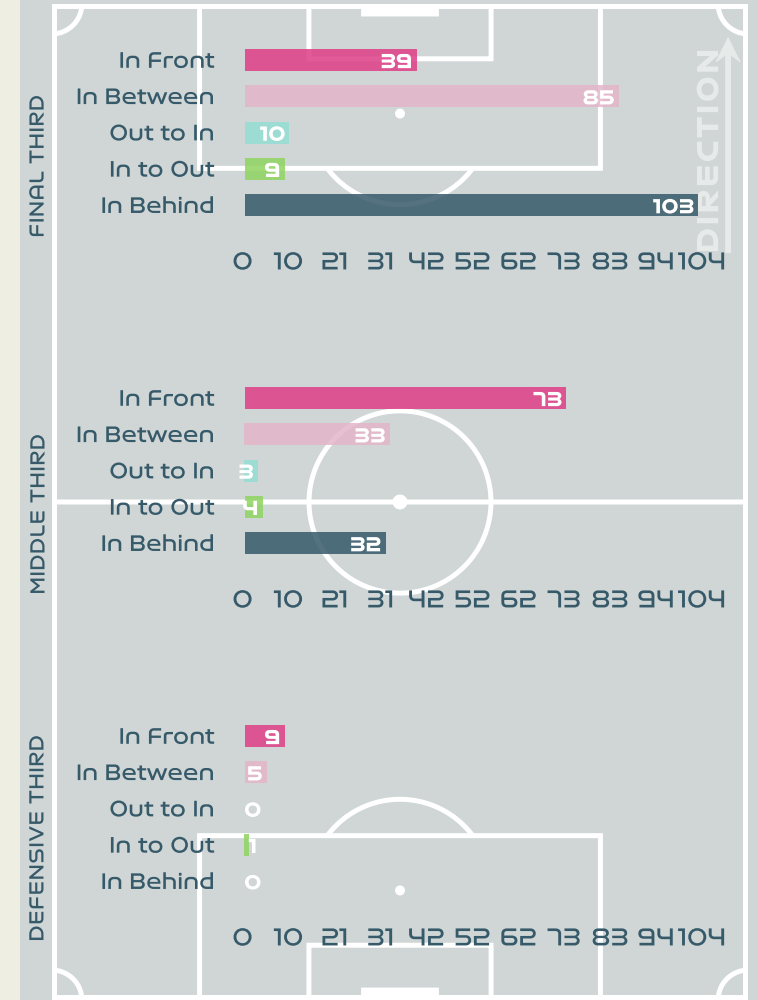


- In Front
- In Between
- Out to In
- In to Out
- In Behind

## Top Ranked Players

Type	Player	Movements
In Front	10 HORAN Lindsey	36
In Between	10 HORAN Lindsey	34
Out to In	10 HORAN Lindsey	5
In to Out	9 DEMELO Savannah	3
In Behind	20 RODMAN Trinity	36

## Movement Types Pitch Third

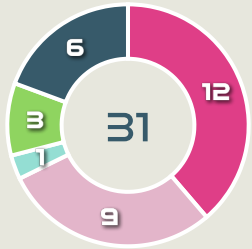




# Movement to Receive

## Movement Types by Phase

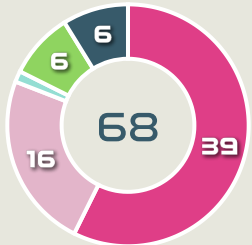
### Final Third Phase



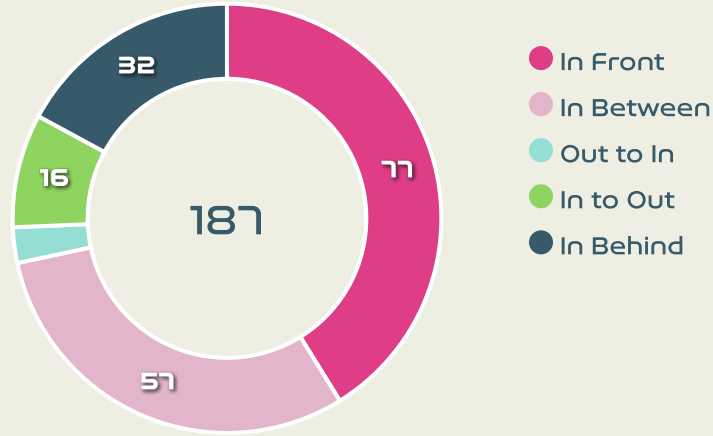
### Progression Phase



### Build Up Phase



## All Movement Types

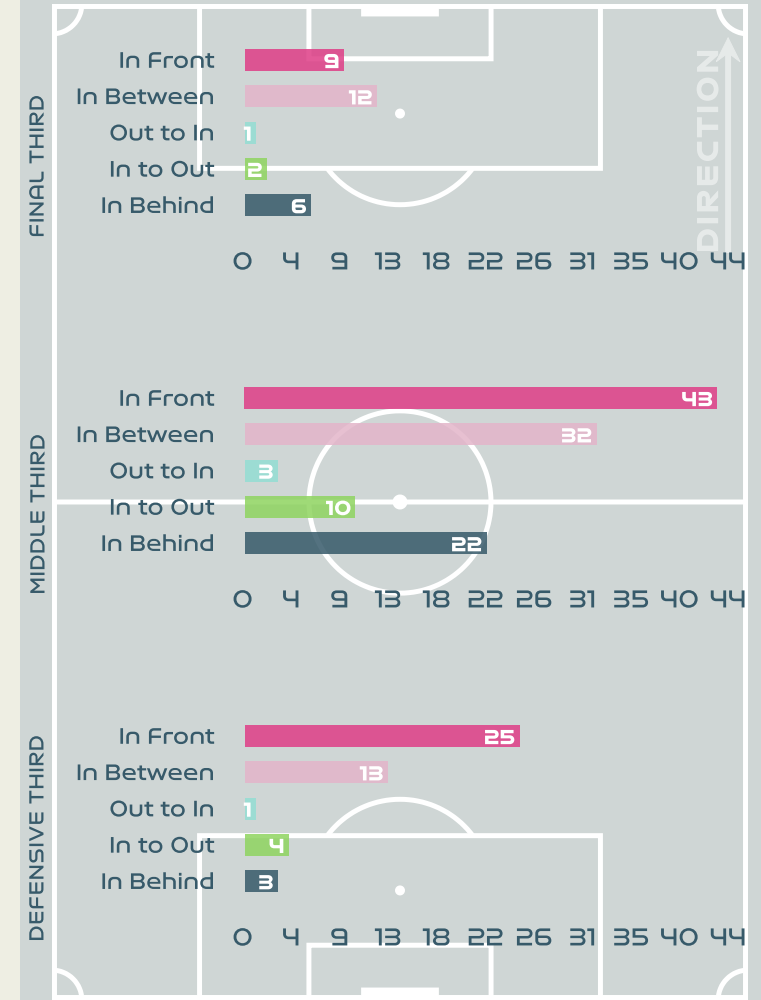


- In Front
- In Between
- Out to In
- In to Out
- In Behind

## Top Ranked Players

Type	Player	Movements
In Front	10 TRAN Thi Hai Linh	28
In Between	9 HUYNH Nhu	16
Out to In	10 TRAN Thi Hai Linh	2
In to Out	10 TRAN Thi Hai Linh	3
In Behind	9 HUYNH Nhu	10

## Movement Types Pitch Third





# OUT OF POSSESSION



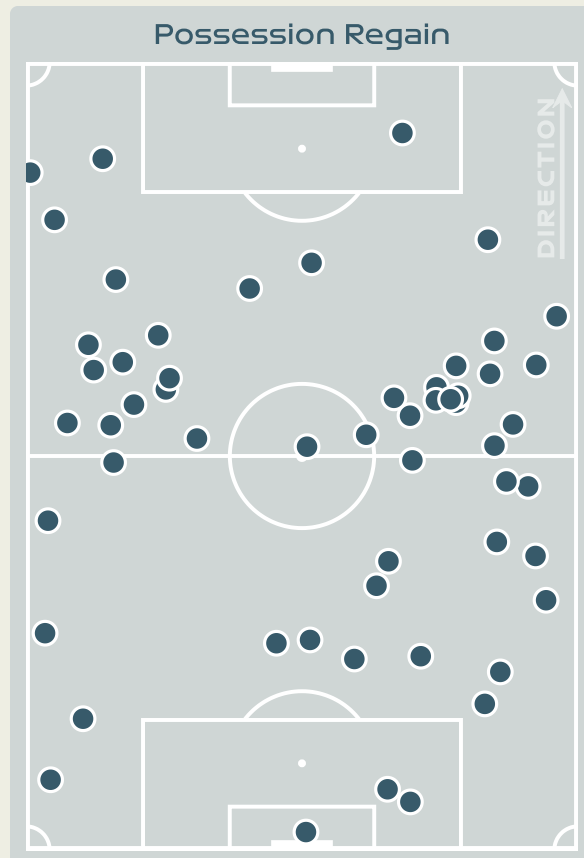
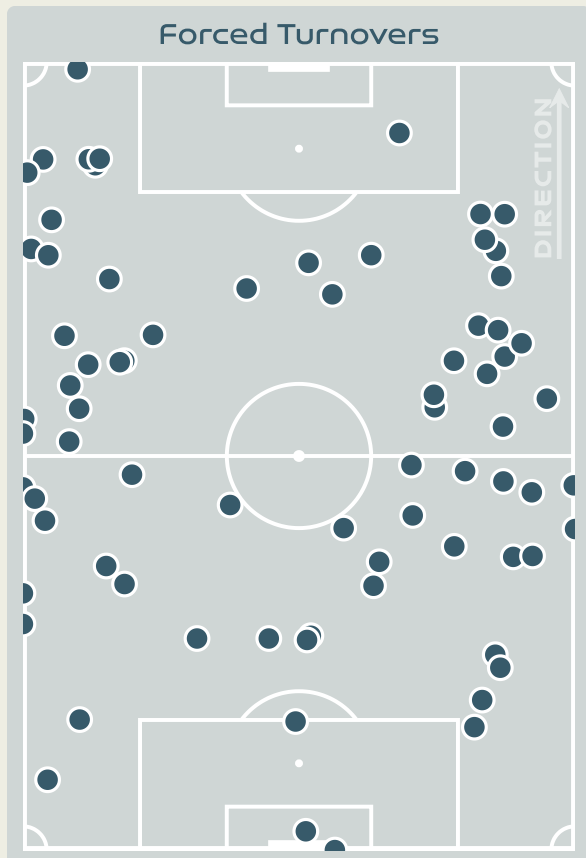
USA v Vietnam








# Defensive Actions



## Blocks



## Possession Contests



## Most Possession Regains

**10**  
**HORAN Lindsey**  
LEFT CENTRE MIDFIELD

#	Player	Total Possession Regains
1	NAEHER Alyssa	1
4	GIRMA Naomi	2
8	ERTZ Julie	5
9	DEMELO Savannah	3
10	HORAN Lindsey	10
11	SMITH Sophia	4
13	MORGAN Alex	3
17	SULLIVAN Andi	10
19	DUNN Crystal	6
20	RODMAN Trinity	4
23	FOX Emily	8
3	HUERTA Sofia	0
5	OHARA Kelley	2
7	THOMPSON Alyssa	1
15	RAPINOE Megan	0
16	LAVELLE Rose	3



# Defensive Actions

**91**

Forced Turnovers

**56**

Possession Regained

**3**

Interceptions


**61**

Tackles

**1.23**

Possession Actions / Defensive Action

## Blocks

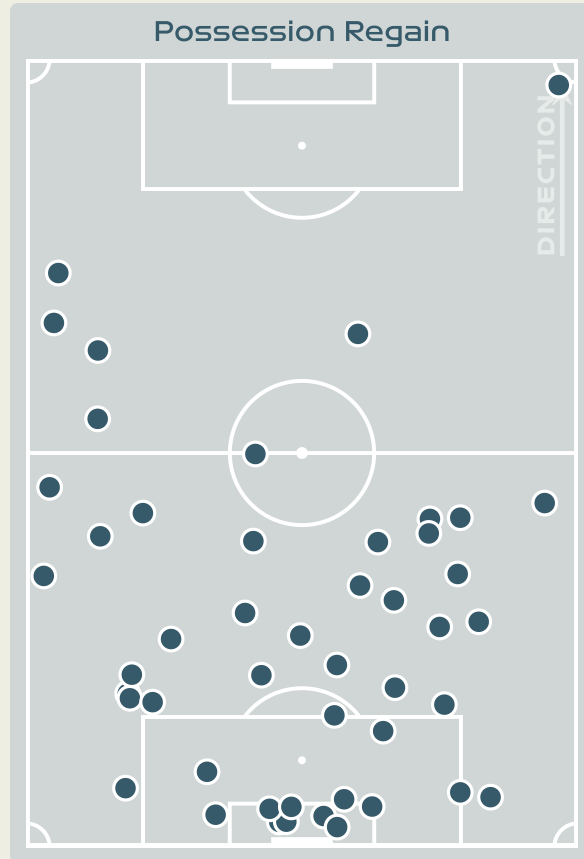
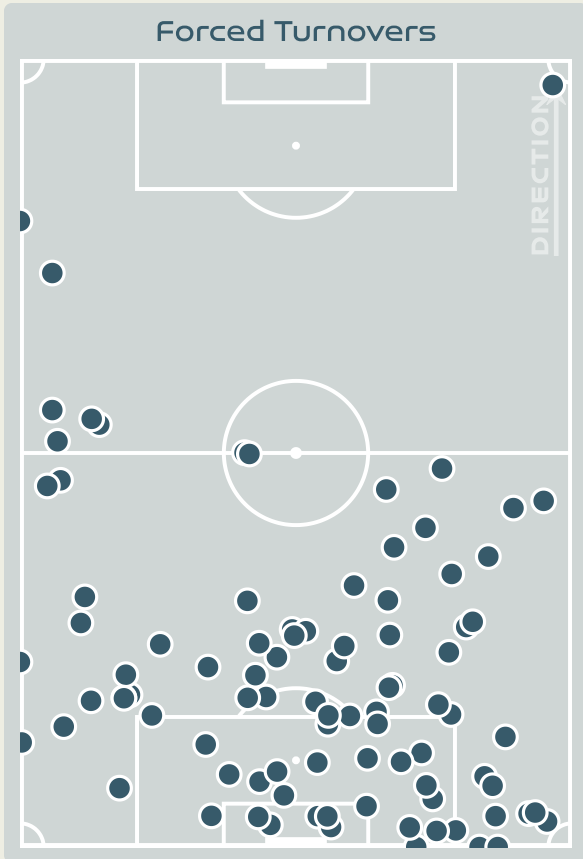


## Possession Contests



## Most Possession Regains

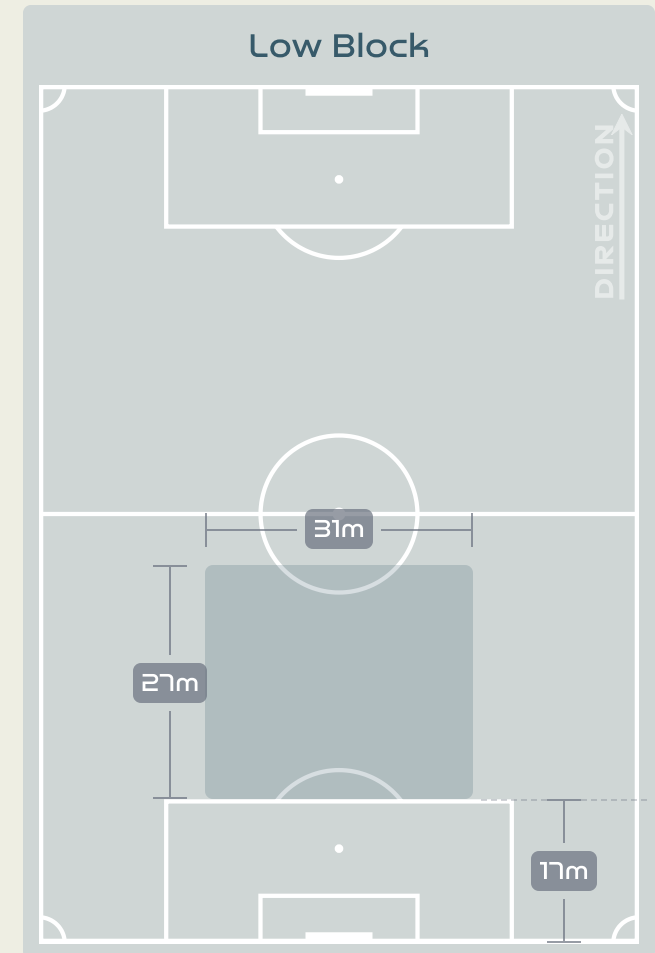
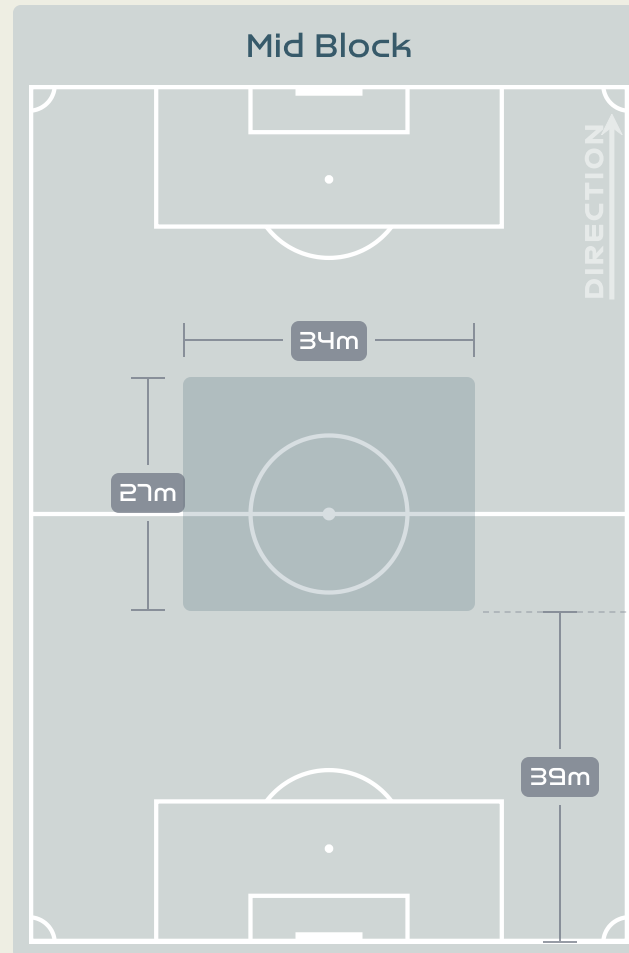
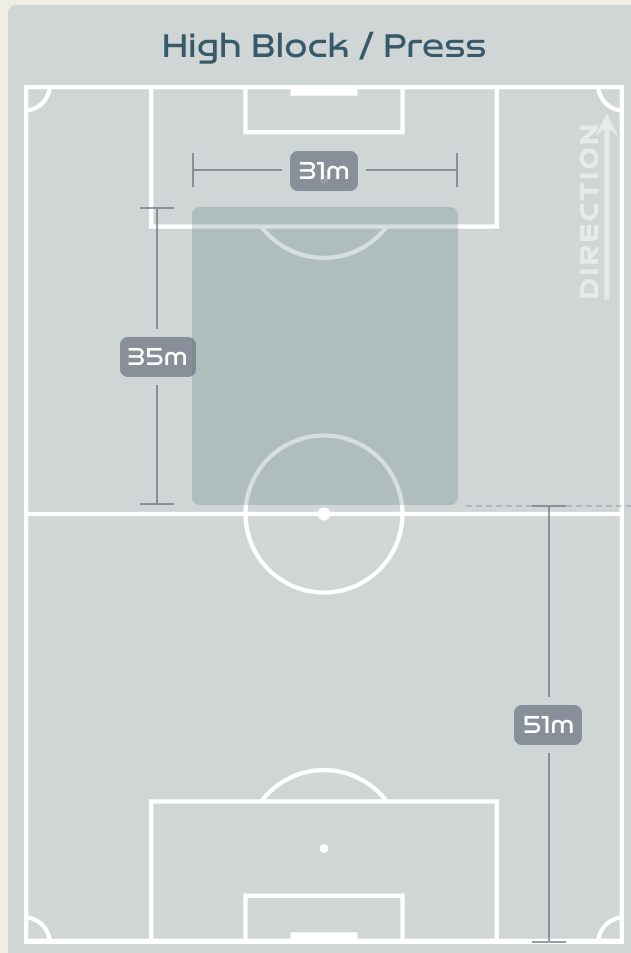
**TRAN Thi Kim Thanh**  
GOALKEEPER



#	Player	Total Possession Regains
14	TRAN Thi Kim Thanh	7
2	LUONG Thi Thu Thuong	3
4	TRAN Thi Thu	6
5	HOANG Thi Loan	6
7	NGUYEN Thi Tuyet Dung	1
9	HUYNH Nhu	0
10	TRAN Thi Hai Linh	4
11	THAI Thi Thao	7
13	LE Thi Diem My	7
17	TRAN Thi Thu Thao	7
23	NGUYEN Thi Bich Thuy	2
3	CHUONG Thi Kieu	1
12	PHAM Hai Yen	2
16	DUONG Thi Van	0
21	NGAN Thi Van Su	2
22	NGUYEN Thi My Anh	1

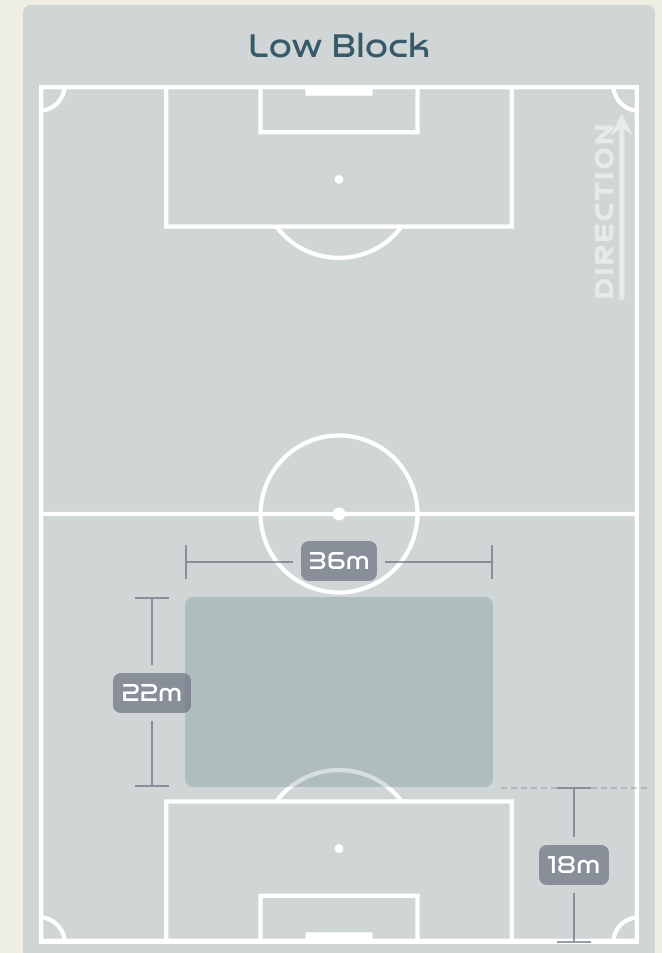
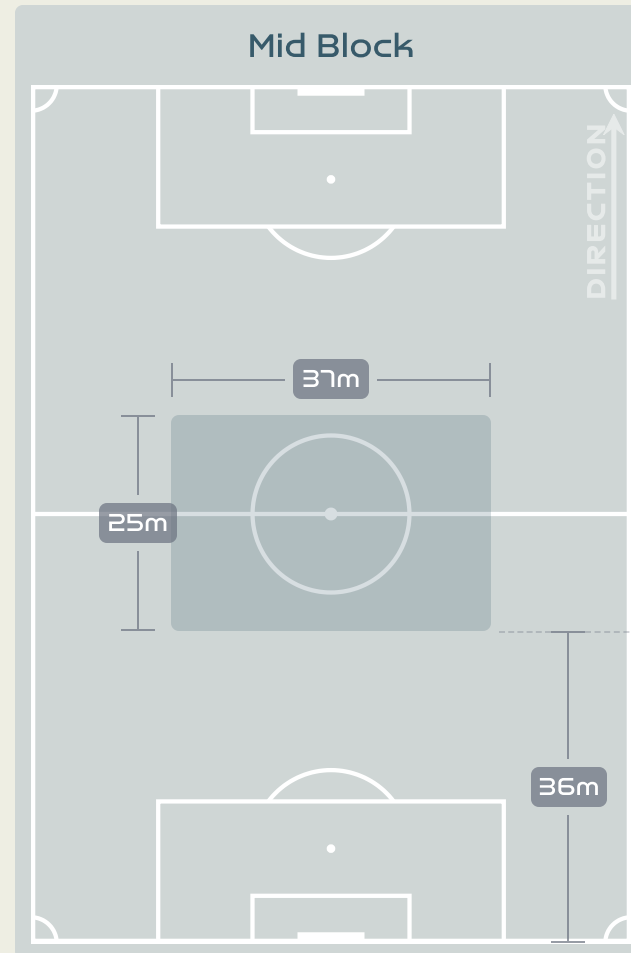
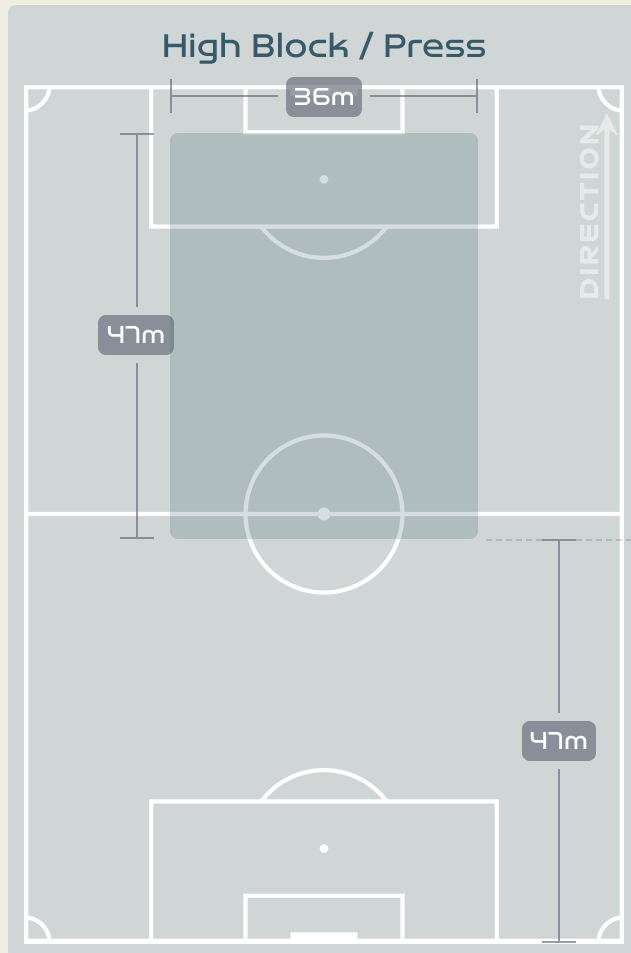


# Defensive Line Height & Team Length




# Defensive Line Height & Team Length

Vietnam



# Defensive Pressure



109	Total Pressures	341
31	Direct Pressures	82
1.3s	Avg Pressure Duration	1.68s
75	Forced Turnovers	91
5.8s	Ball Recovery Time	11.4s
48	Pushing on into Pressing	132
138	Pushing on	345
20	Pressing Direction Inside	61
54	Pressing Direction Outside	181

**Most Direct Pressures**

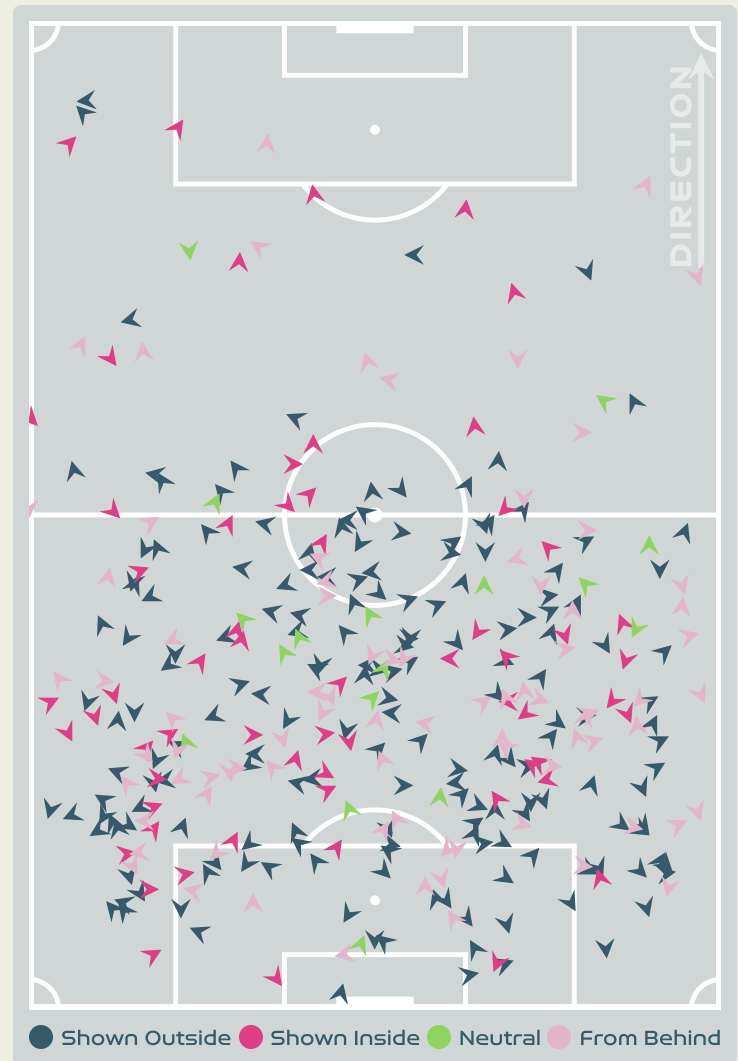
**6**

**DUNN Crystal**  
LEFT BACK

**Most Direct Pressures**

**18**

**HOANG Thi Loan**  
LEFT BACK





# GOALKEEPING



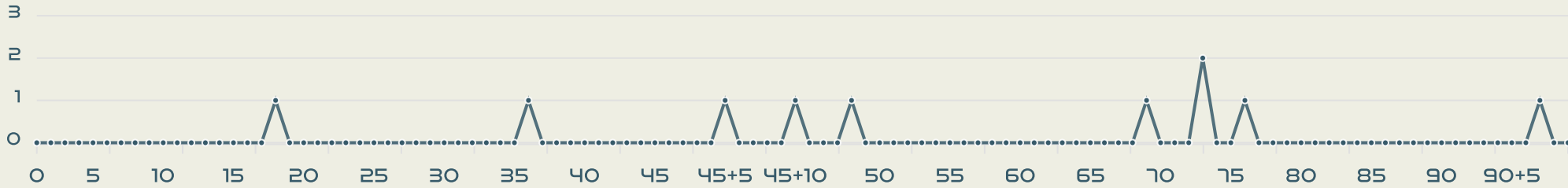
USA v Vietnam



# Goalkeeping Involvement



### USA GK Involvement Timeline



**10**  
Total Involvements



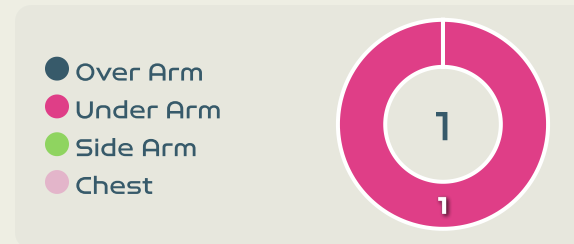
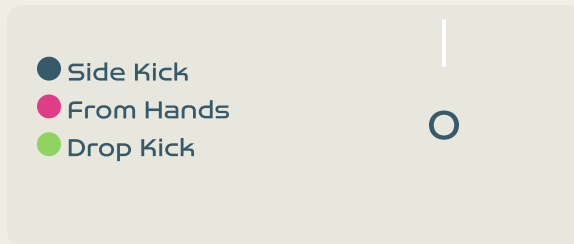
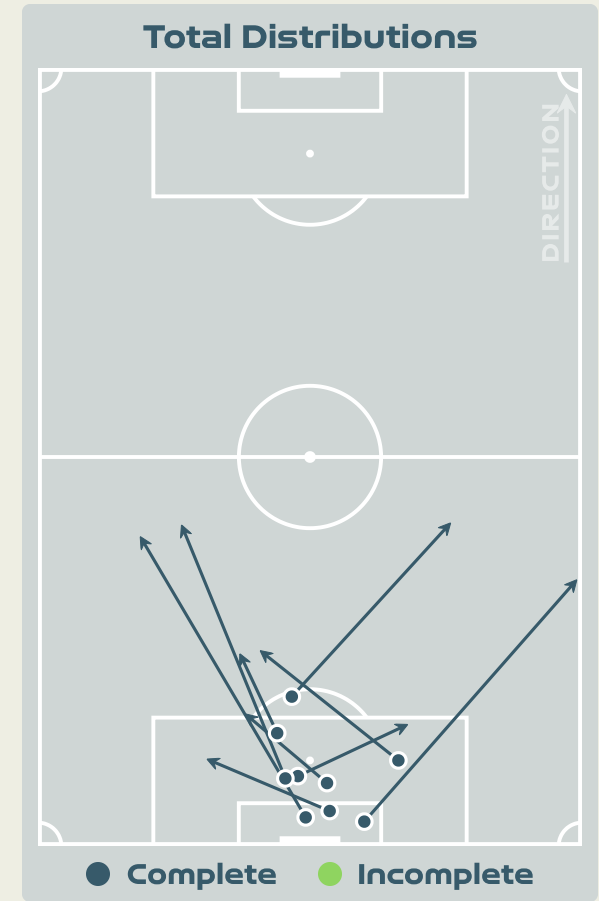
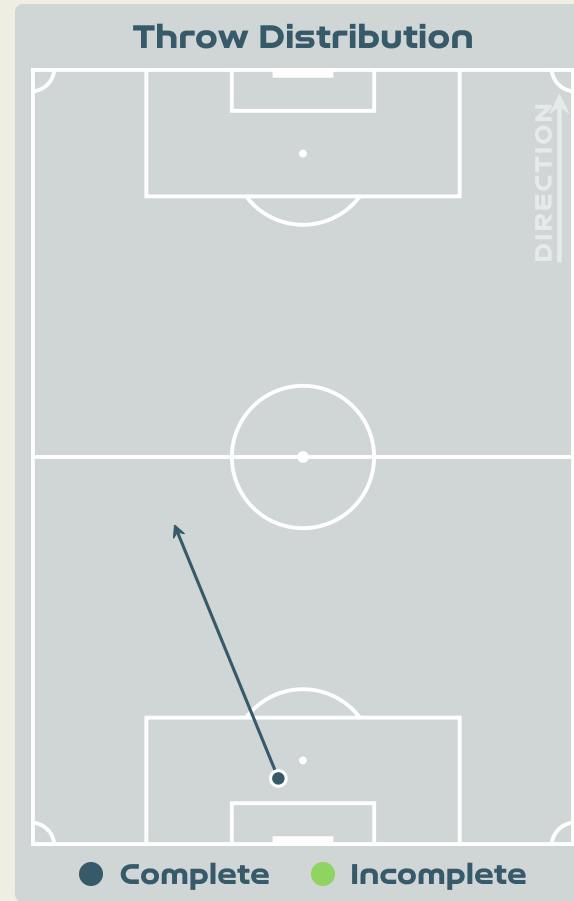
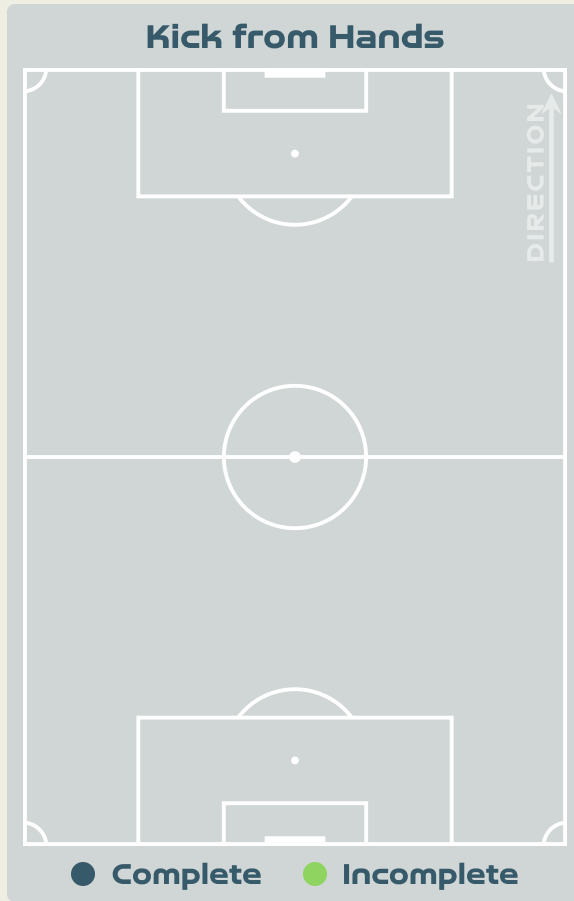
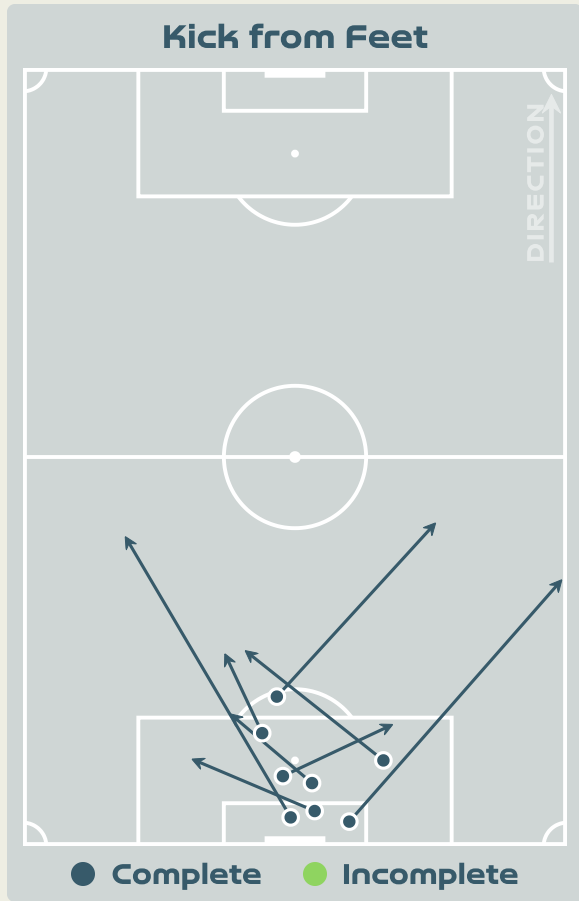
### Vietnam GK Involvement Timeline



**68**  
Total Involvements




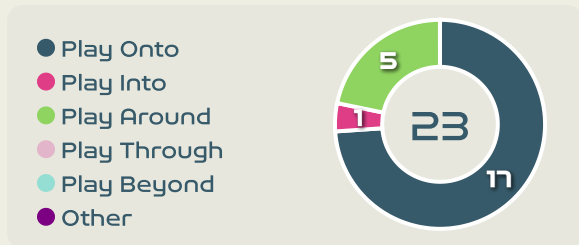
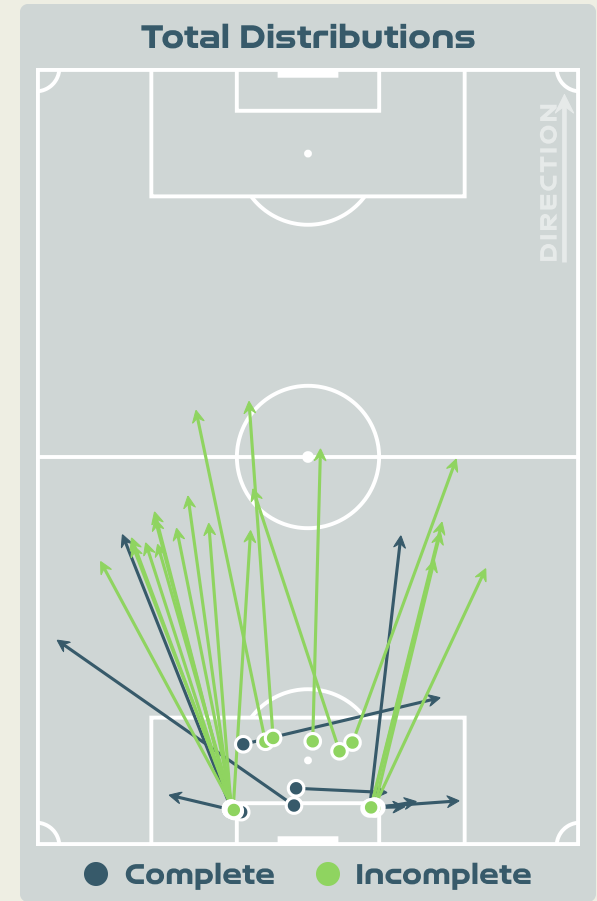
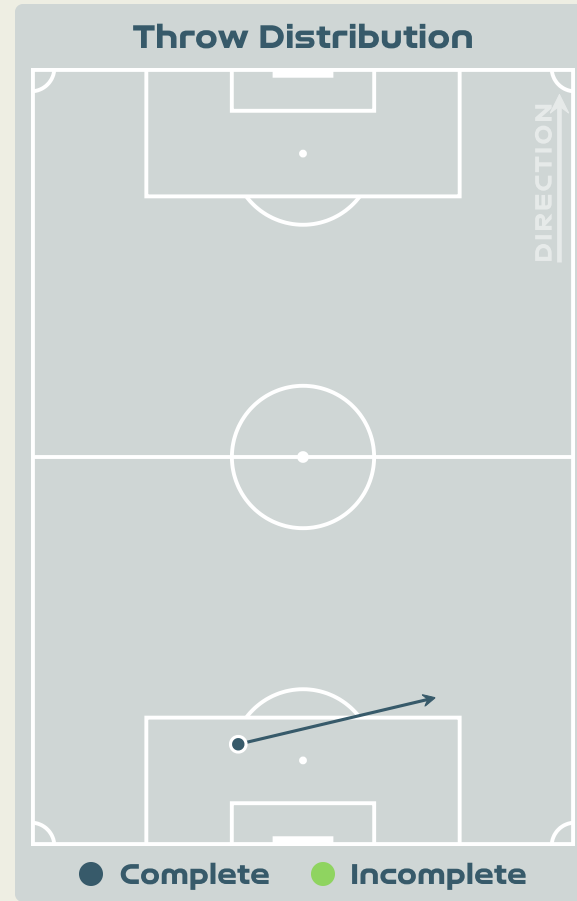
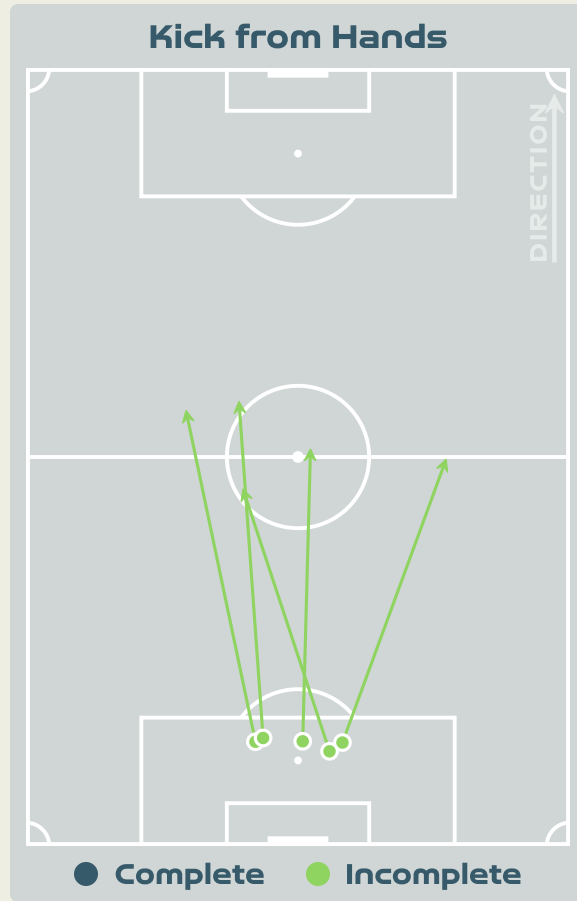
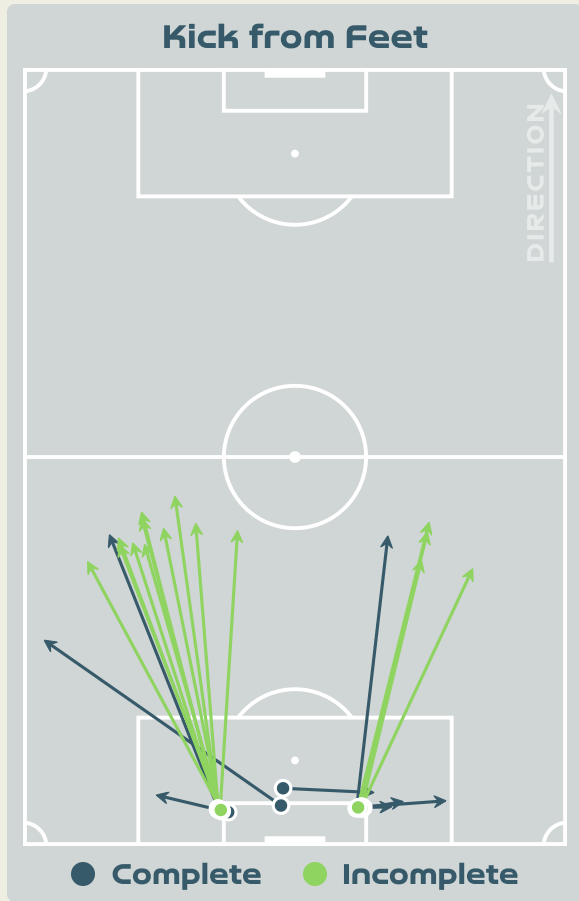
# Goalkeeping Distribution





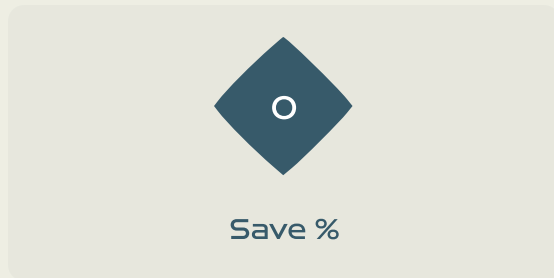
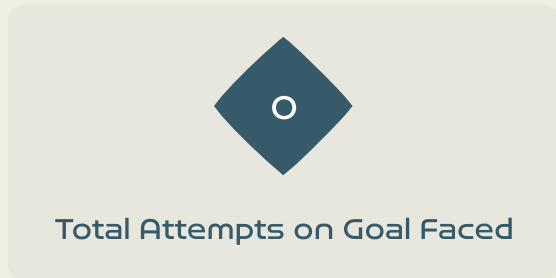
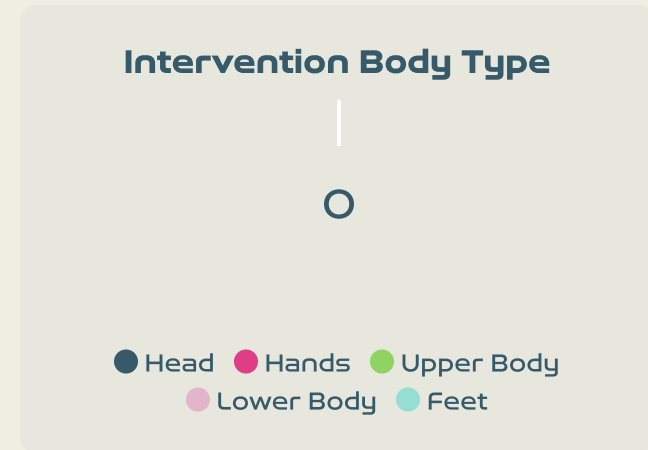
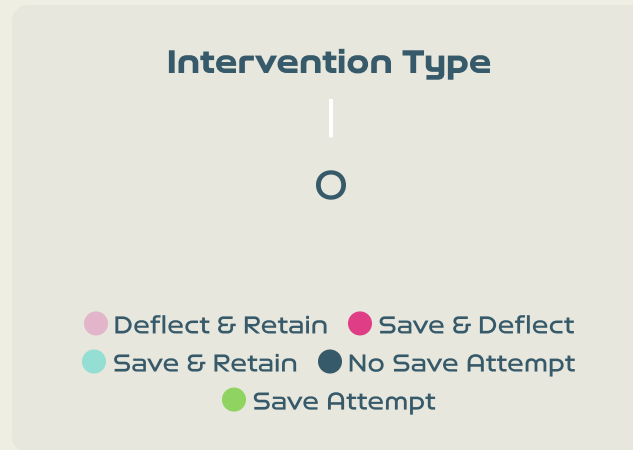
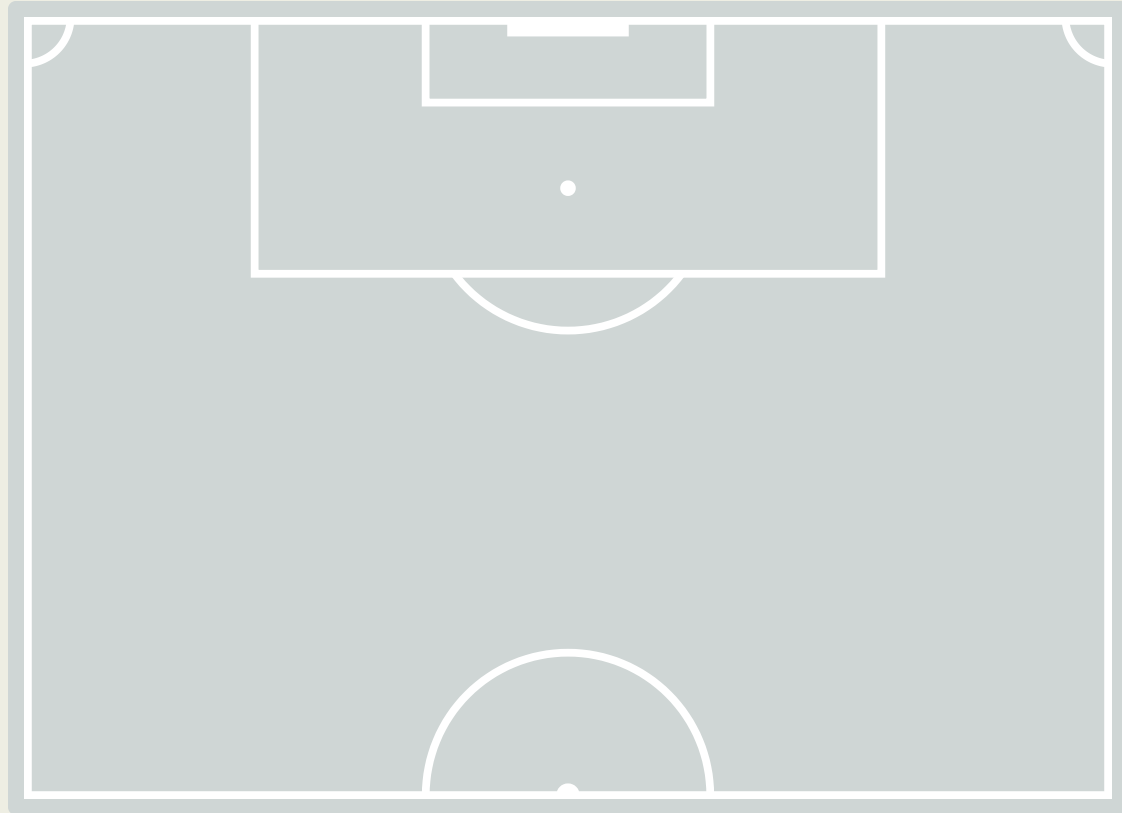


# Goalkeeping Distribution





# Goal Prevention

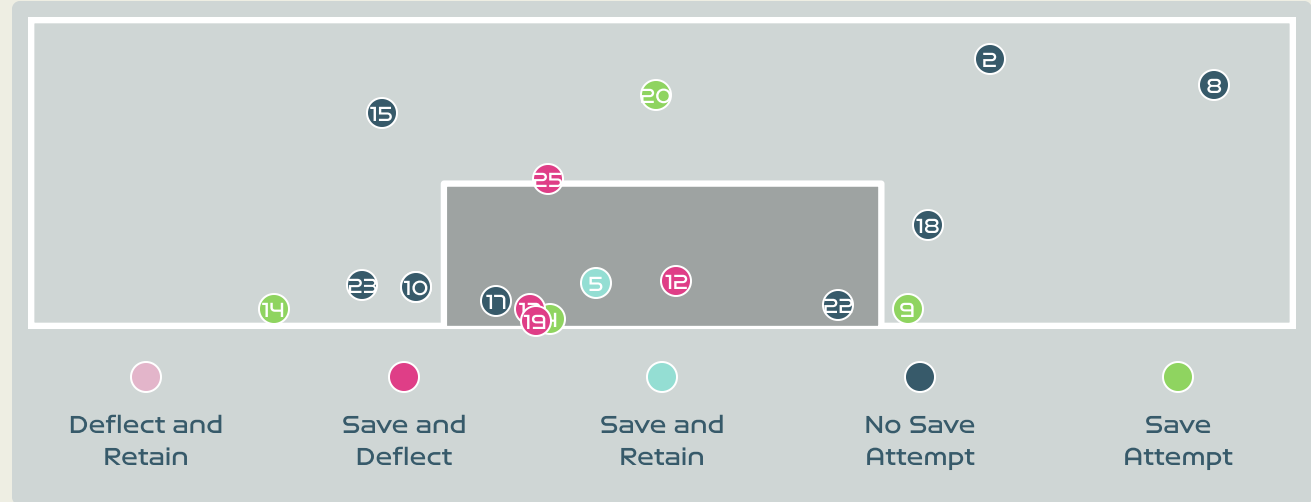
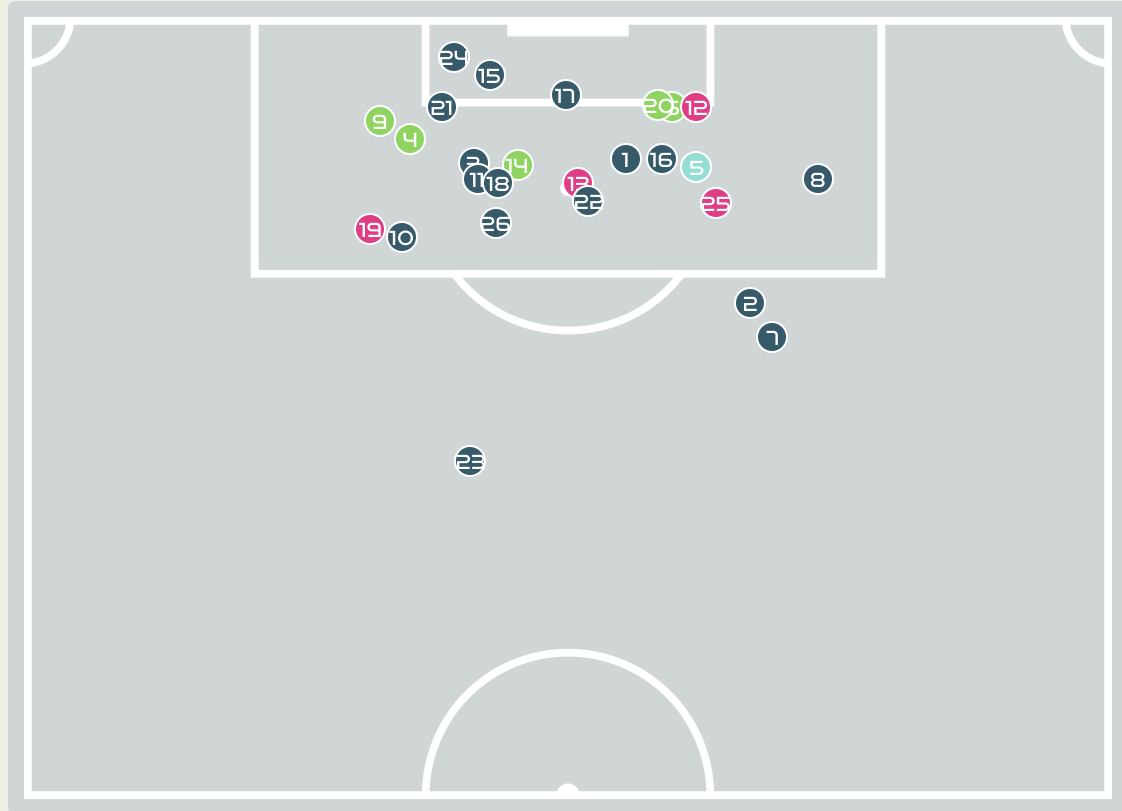


Total Attempts on Goal Faced	Total Goal Interventions	Save & Retain	Deflect & Retain	Save & Deflect	Save Attempt	No Save Attempt
0	0	0	0	0	0	0

Vietnam



# Goal Prevention



Deflect and Retain

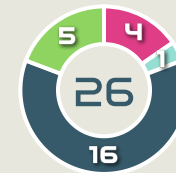
Save and Deflect

Save and Retain

No Save Attempt

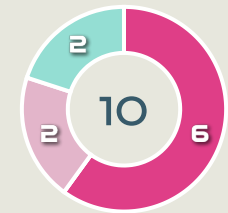
Save Attempt

## Intervention Type



● Deflect & Retain    ● Save & Deflect  
● Save & Retain    ● No Save Attempt  
● Save Attempt

## Intervention Body Type



● Head    ● Hands    ● Upper Body  
● Lower Body    ● Feet

26

Total Attempts on Goal Faced

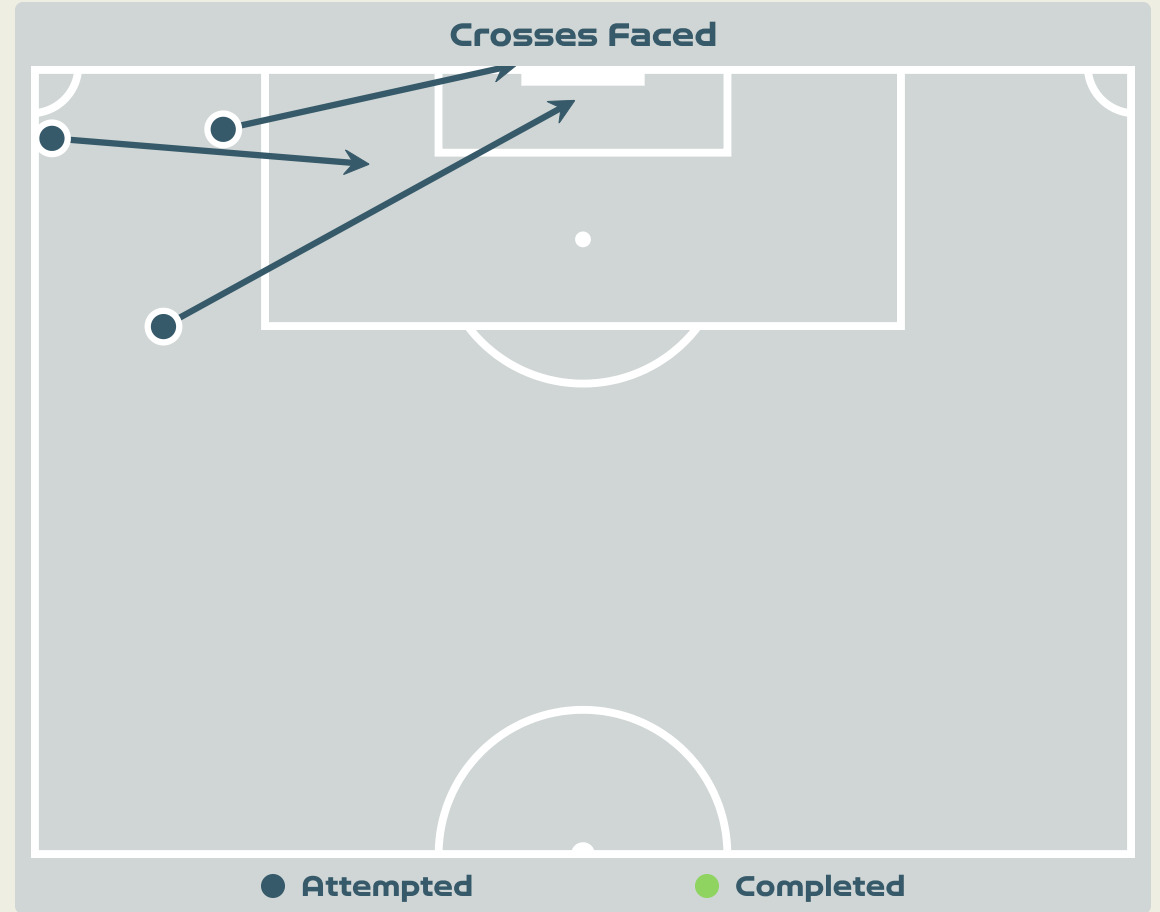


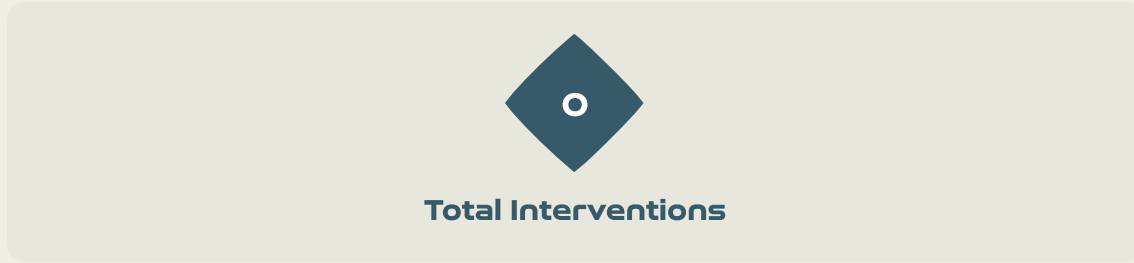
43

Save %

Total Attempts on Goal Faced	Total Goal Interventions	Save & Retain	Deflect & Retain	Save & Deflect	Save Attempt	No Save Attempt
26	5	1	0	4	5	16



# Aerial Control



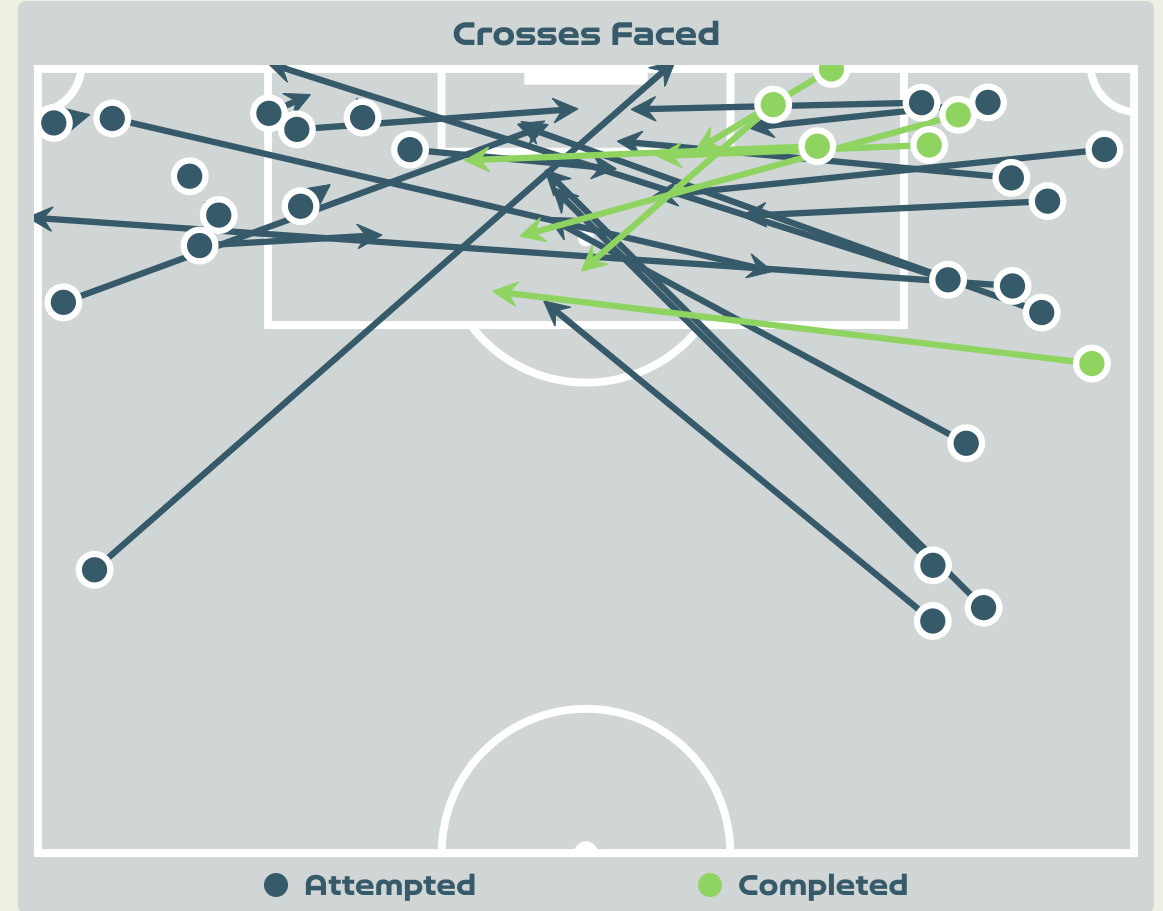
Delivery Types Faced

Total	In Swing	Out Swing	Driven	Lofted	Cutback	Push
3	0	1	0	2	0	0

Vietnam



# Aerial Control



**Delivery Types Faced**

Total	In Swing	Out Swing	Driven	Lofted	Cutback	Push
41	1	7	2	21	2	8



# SET PLAYS



USA v Vietnam





# Set Plays - Corners

46

Total Set Plays

12

Total Free Kicks

1

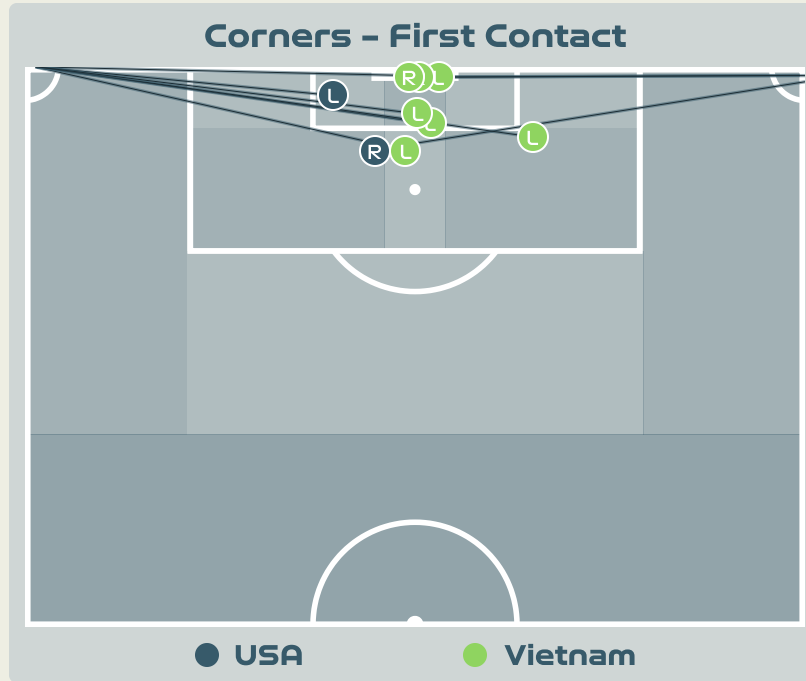
Total Penalties

9

Total Corners

24

Total Throw Ins



Delivery Type	From Left Side	From Right Side	Total
Direct to Area	6	2	8
Short	0	1	1
Edge of Penalty Area	0	0	0

Delivery Style	Total
Inswing	0
Outswing	0
Driven	1

Free Kicks	
Type	Total
Direct	12
Direct (on target)	0
Direct (off target)	1
Indirect	0

## First Contacts on USA Crosses

2

By USA

7

By Vietnam

Top 5 Player First Contacts		
Player	Team	Total
TRAN Thi Kim Thanh	Vietnam	3
ERTZ Julie	USA	1
MORGAN Alex	USA	1
LUONG Thi Thu Thuong	Vietnam	1
TRAN Thi Hai Linh	Vietnam	1



# Set Plays - Corners

45

Total Set Plays

19

Total Free Kicks

0

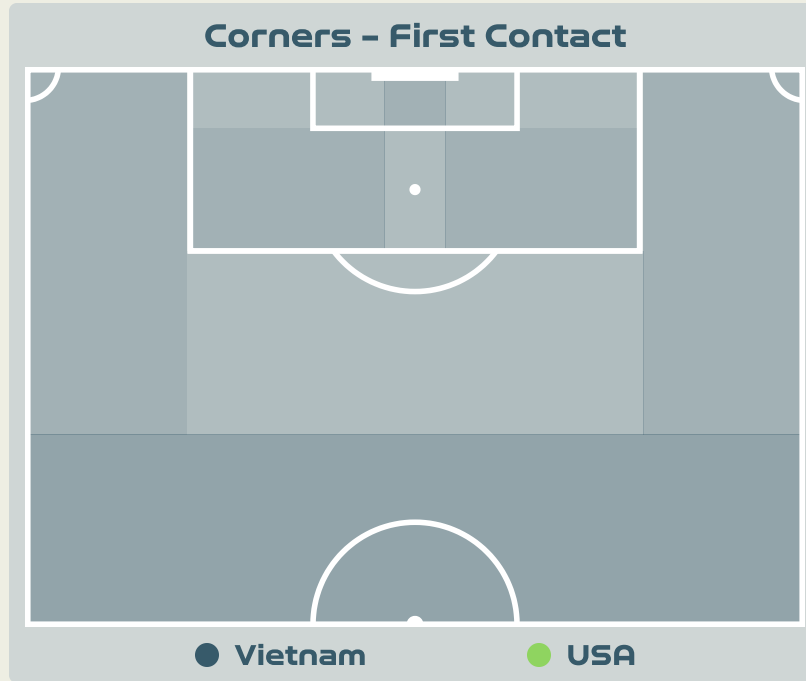
Total Penalties

0

Total Corners

26

Total Throw Ins



Delivery Type	From Left Side	From Right Side	Total
Direct to Area	0	0	0
Short	0	0	0
Edge of Penalty Area	0	0	0

Delivery Style	Total
Inswing	0
Outswing	0
Driven	0

Free Kicks	
Type	Total
Direct	13
Direct (on target)	0
Direct (off target)	0
Indirect	6

## First Contacts on Vietnam Crosses

0

By Vietnam

0

By USA

Top 5 Player First Contacts		
Player	Team	Total





# INDIVIDUAL DATA IN POSSESSION



USA v Vietnam





# In Possession - Distributions

#	Player	Passes Attempted	Passes Completed	Pass Completion %	Switches of Play	Crosses Attempted	Crosses Completed	Line Breaks Attempted	Line Breaks Completed	Line Break Completion %	Ball Progressions	Take Ons	Step Ins	Attempts at Goal	Goals
1	NAEHER Alyssa	9	9	100%	0	0	0	3	3	100%	0	0	0	0	0
4	GIRMA Naomi	83	76	92%	0	0	0	23	17	73%	2	0	2	0	0
8	ERTZ Julie	70	65	93%	0	3	0	29	24	82%	1	0	1	4	0
9	DEMELO Savannah	14	13	93%	0	6	2	5	4	80%	1	0	1	2	0
10	HORAN Lindsey	55	42	76%	0	2	0	20	14	70%	5	3	2	5	1
11	SMITH Sophia	21	11	52%	0	5	1	7	3	42%	4	2	2	5	2
13	MORGAN Alex	15	12	80%	0	0	0	2	1	50%	1	1	0	4	0
17	SULLIVAN Andi	41	31	76%	0	4	1	11	6	54%	2	2	0	1	0
19	DUNN Crystal	41	36	88%	0	1	0	14	12	85%	0	0	0	0	0
20	RODMAN Trinity	9	7	78%	0	6	3	7	3	42%	8	4	4	0	0
23	FOX Emily	39	29	74%	0	4	1	14	10	71%	5	4	1	2	0
3	HUERTA Sofia	7	6	86%	0	2	0	1	1	100%	0	0	0	0	0
5	OHARA Kelley	15	11	73%	0	0	0	8	5	62%	0	0	0	0	0
7	THOMPSON Alyssa	6	4	67%	0	1	0	3	3	100%	1	0	1	0	0
15	RAPINOE Megan	18	15	83%	0	6	1	5	4	80%	2	2	0	2	0
16	LAVELLE Rose	17	14	82%	1	1	1	9	9	100%	2	0	2	1	0



# In Possession - Offers & Receptions

			Offer movement types						
#	Player	Total Offers	In Front	In Between	Out to In	In to Out	In Behind	No Movement	Offers Received
1	NAEHER Alyssa	5	0	0	0	0	0	5	1
4	GIRMA Naomi	50	2	0	0	0	0	48	30
8	ERTZ Julie	10	2	0	0	0	0	8	5
9	DEMELO Savannah	53	10	31	0	3	3	6	5
10	HORAN Lindsey	116	36	34	5	3	20	18	46
11	SMITH Sophia	52	7	21	2	3	13	6	15
13	MORGAN Alex	18	0	5	1	0	12	0	4
17	SULLIVAN Andi	42	28	3	0	1	1	9	12
19	DUNN Crystal	39	12	2	0	0	3	22	11
20	RODMAN Trinity	42	0	4	0	0	36	2	6
23	FOX Emily	31	7	5	0	1	10	8	7
3	HUERTA Sofia	10	3	0	0	0	1	6	4
5	OHARA Kelley	11	4	1	0	0	2	4	6
7	THOMPSON Alyssa	23	4	2	0	2	10	5	3
15	RAPINOE Megan	25	2	5	2	1	11	4	12
16	LAVELLE Rose	34	4	11	3	0	15	1	10

## In Possession - Distributions



#	Player	Passes Attempted	Passes Completed	Pass Completion %	Switches of Play	Crosses Attempted	Crosses Completed	Line Breaks Attempted	Line Breaks Completed	Line Break Completion %	Ball Progressions	Take Ons	Step Ins	Attempts at Goal	Goals
14	TRAN Thi Kim Thanh	29	9	31%	0	0	0	18	3	16%	0	0	0	0	0
2	LUONG Thi Thu Thuong	13	5	38%	0	0	0	7	1	14%	0	0	0	0	0
4	TRAN Thi Thu	25	15	60%	0	0	0	13	6	46%	0	0	0	0	0
5	HOANG Thi Loan	30	17	57%	0	0	0	16	7	43%	1	0	1	0	0
7	NGUYEN Thi Tuyet Dung	6	2	33%	0	0	0	1	1	100%	0	0	0	0	0
9	HUYNH Nhu	15	12	80%	0	0	0	1	1	100%	0	0	0	0	0
10	TRAN Thi Hai Linh	20	15	75%	0	0	0	1	0	0%	1	1	0	0	0
11	THAI Thi Thao	35	22	63%	0	2	0	16	7	43%	0	0	0	0	0
13	LE Thi Diem My	20	12	60%	0	0	0	9	4	44%	0	0	0	0	0
17	TRAN Thi Thu Thao	30	16	53%	0	0	0	12	6	50%	0	0	0	0	0
23	NGUYEN Thi Bich Thuy	9	6	67%	0	0	0	2	2	100%	3	1	2	0	0
3	CHUONG Thi Kieu	5	5	100%	0	0	0	1	1	100%	0	0	0	0	0
12	PHAM Hai Yen	8	6	75%	0	0	0	1	0	0%	1	1	0	0	0
16	DUONG Thi Van	2	1	50%	0	0	0	1	0	0%	0	0	0	0	0
21	NGAN Thi Van Su	9	3	33%	0	0	0	3	0	0%	2	2	0	0	0
22	NGUYEN Thi My Anh	4	3	75%	0	1	0	2	2	100%	1	0	1	0	0

# In Possession - Offers & Receptions



			Offer movement types						
#	Player	Total Offers	In Front	In Between	Out to In	In to Out	In Behind	No Movement	Offers Received
14	TRAN Thi Kim Thanh	0	0	0	0	0	0	0	0
2	LUONG Thi Thu Thuong	3	0	0	0	0	0	3	2
4	TRAN Thi Thu	6	1	0	0	0	0	5	2
5	HOANG Thi Loan	14	8	0	0	0	0	6	7
7	NGUYEN Thi Tuyet Dung	16	2	2	0	1	5	6	3
9	HUYNH Nhu	31	0	16	1	2	10	2	8
10	TRAN Thi Hai Linh	53	28	11	2	3	1	8	6
11	THAI Thi Thao	40	22	11	0	3	3	1	13
13	LE Thi Diem My	3	1	0	0	0	0	2	1
17	TRAN Thi Thu Thao	6	2	0	0	0	0	4	3
23	NGUYEN Thi Bich Thuy	26	6	8	2	3	5	2	6
3	CHUONG Thi Kieu	1	0	0	0	0	0	1	1
12	PHAM Hai Yen	10	1	4	0	2	2	1	2
16	DUONG Thi Van	4	1	2	0	1	0	0	2
21	NGAN Thi Van Su	20	5	3	0	1	4	7	6
22	NGUYEN Thi My Anh	2	0	0	0	0	2	0	0



# INDIVIDUAL DATA OUT OF POSSESSION



USA v Vietnam



## Out of Possession



#	Player	Tackles Made / Won	Blocks	Interceptions	Pressing Direct	Pressing Indirect	Duels Won - Aerial	Duels Won - Physical	Possession Contests won	Clearances	Loose Ball Receptions	Pushing On	Pushing On into Pressing	Possession Regains	Possession Interrupted
1	NAEHER Alyssa	0 / 0	0	0	0	0	0	0	0	0	1	0	0	1	0
4	GIRMA Naomi	1 / 1	0	0	2	0	1	0	1	2	10	7	2	2	1
8	ERTZ Julie	0 / 0	1	0	0	0	3	0	3	11	8	1	0	5	7
9	DEMELO Savannah	4 / 3	2	0	3	6	0	0	0	0	11	14	5	3	1
10	HORAN Lindsey	2 / 2	6	3	3	12	7	0	8	3	13	22	7	10	5
11	SMITH Sophia	3 / 1	2	1	5	15	0	0	2	0	9	14	7	4	3
13	MORGAN Alex	0 / 0	3	2	0	7	1	0	3	0	4	12	5	3	1
17	SULLIVAN Andi	3 / 0	4	3	5	7	4	0	5	4	12	16	2	10	4
19	DUNN Crystal	4 / 1	4	0	6	4	4	0	4	0	9	13	6	6	2
20	RODMAN Trinity	6 / 1	4	0	4	12	3	0	5	2	2	15	6	4	3
23	FOX Emily	1 / 0	1	3	1	4	2	0	3	3	12	6	0	8	2
3	HUERTA Sofia	0 / 0	0	0	0	0	0	0	0	0	2	1	0	0	0
5	OHARA Kelley	1 / 1	1	1	0	1	0	0	0	0	1	4	1	2	0
7	THOMPSON Alyssa	1 / 1	0	0	1	1	0	0	0	0	2	6	1	1	0
15	RAPINOE Megan	1 / 0	4	0	1	4	0	0	0	0	3	4	4	0	3
16	LAVELLE Rose	0 / 0	0	1	0	5	4	0	4	2	2	3	2	3	1

## Out of Possession



#	Player	Tackles Made / Won	Blocks	Interceptions	Pressing Direct	Pressing Indirect	Duels Won - Aerial	Duels Won - Physical	Possession Contests won	Clearances	Loose Ball Receptions	Pushing On	Pushing On into Pressing	Possession Regains	Possession Interrupted
14	TRAN Thi Kim Thanh	0 / 0	0	0	0	0	0	0	0	0	1	0	0	7	0
2	LUONG Thi Thu Thuong	1 / 1	3	0	3	11	0	0	0	7	2	15	4	3	6
4	TRAN Thi Thu	8 / 1	4	0	4	12	2	0	2	15	2	29	6	6	15
5	HOANG Thi Loan	9 / 2	2	1	18	20	1	0	2	1	1	45	16	6	4
7	NGUYEN Thi Tuyet Dung	2 / 0	2	0	2	12	1	0	2	0	4	13	3	1	2
9	HUYNH Nhu	1 / 0	1	0	1	37	0	0	3	0	3	33	20	0	1
10	TRAN Thi Hai Linh	5 / 1	1	0	13	25	1	0	2	6	7	44	13	4	4
11	THAI Thi Thao	10 / 0	1	1	8	50	2	0	5	6	12	45	22	7	9
13	LE Thi Diem My	5 / 1	8	0	11	13	2	0	2	10	5	17	6	7	13
17	TRAN Thi Thu Thao	8 / 3	8	1	8	17	0	0	1	7	3	36	15	7	12
23	NGUYEN Thi Bich Thuy	5 / 1	0	0	3	25	0	0	0	1	7	23	13	2	2
3	CHUONG Thi Kieu	0 / 0	1	0	1	2	1	0	1	8	0	3	1	1	5
12	PHAM Hai Yen	3 / 2	0	0	2	9	2	0	2	1	1	6	2	2	1
16	DUONG Thi Van	1 / 0	0	0	3	8	0	0	0	1	0	5	2	0	1
21	NGAN Thi Van Su	1 / 0	2	0	3	10	1	0	1	2	5	18	4	2	3
22	NGUYEN Thi My Anh	2 / 1	1	0	2	8	1	0	1	1	1	13	5	1	3





# INDIVIDUAL DATA PHYSICAL



USA v Vietnam



## Physical Data



#	Player	Total Distance (m)	Zone 1: 0-7 km/h (m)	Zone 2: 7-13km/h (m)	Zone 3: 13-19km/h (m)	Zone 4: 19-23km/h (m)	Zone 5: 23+ km/h (m)	High Speed Runs (Zone 4)	Sprints (Zone 5)	Top Speed (km/h)
1	NAEHER Alyssa	1950.2	1605.8	270.7	73.5	0	0	9.0	0	18.5
4	GIRMA Naomi	4489.7	1768.9	1661.6	797.8	190.4	70.9	74.0	15.0	30.8
8	ERTZ Julie	4084.5	1731.8	1484.3	650.3	193.2	25.3	61.0	13.0	27.0
9	DEMELO Savannah	1285.9	598.6	384.2	208.1	86.3	8.7	20.0	7.0	26.0
10	HORAN Lindsey	5388.7	1985.2	1983.6	1166.1	199.9	53.9	100.0	18.0	26.8
11	SMITH Sophia	5484.7	1943.2	1842.3	1364.6	238.0	96.0	106.0	23.0	28.0
13	MORGAN Alex	893.2	375.1	267.1	154.8	65.8	30.3	15.0	6.0	29.7
17	SULLIVAN Andi	5010.9	1903.6	1897.6	1038.3	139.8	32.1	75.0	14.0	28.6
19	DUNN Crystal	3504.1	1132.5	1295.8	882.3	109.7	83.7	60.0	10.0	26.7
20	RODMAN Trinity	2895.8	1077.3	852.0	607.0	261.8	97.9	54.0	21.0	31.1
23	FOX Emily	4150.6	1231.9	1671.0	1012.8	139.0	95.9	72.0	13.0	28.5
3	HUERTA Sofia	1791.5	527.2	593.2	538.2	104.8	28.3	40.0	6.0	28.3
5	OHARA Kelley	1757.2	454.2	528.7	609.7	108.6	55.9	50.0	11.0	28.3
7	THOMPSON Alyssa	2732.5	851.4	982.9	668.9	145.4	83.9	50.0	21.0	29.6
15	RAPINOE Megan	4022.0	1529.2	1406.5	899.3	141.2	45.4	65.0	17.0	27.1
16	LAVELLE Rose	4381.0	1374.8	1433.9	1107.5	326.8	137.6	93.0	27.0	30.1

## Physical Data



#	Player	Total Distance (m)	Zone 1: 0-7 km/h (m)	Zone 2: 7-13km/h (m)	Zone 3: 13-19km/h (m)	Zone 4: 19-23km/h (m)	Zone 5: 23+ km/h (m)	High Speed Runs (Zone 4)	Sprints (Zone 5)	Top Speed (km/h)
14	TRAN Thi Kim Thanh	1800.7	1437.7	285.8	56.5	12.2	8.5	10.0	2.0	24.9
2	LUONG Thi Thu Thuong	1088.8	503.3	284.3	223.5	67.9	9.8	16.0	5.0	24.6
4	TRAN Thi Thu	5125.4	2063.5	1725.7	1000.0	214.8	121.5	83.0	22.0	29.3
5	HOANG Thi Loan	5372.1	2245.5	1783.5	978.3	312.7	51.6	94.0	27.0	26.2
7	NGUYEN Thi Tuyet Dung	47.6	33.8	13.8	0	0	0	0	0	12.5
9	HUYNH Nhu	2806.4	1079.6	848.9	651.4	162.8	63.4	49.0	12.0	28.0
10	TRAN Thi Hai Linh	4043.8	1397.5	1497.4	996.4	152.5	0	79.0	13.0	23.9
11	THAI Thi Thao	5185.6	2087.7	1684.8	1114.4	206.9	92.3	97.0	18.0	29.0
13	LE Thi Diem My	4994.2	2069.1	1710.0	959.9	166.8	88.4	88.0	23.0	30.2
17	TRAN Thi Thu Thao	4984.0	1906.9	1625.8	1162.8	249.7	38.9	97.0	21.0	25.4
23	NGUYEN Thi Bich Thuy	1242.2	545.3	341.1	260.7	66.2	28.8	24.0	6.0	26.3
3	CHUONG Thi Kieu	3057.9	1690.4	823.8	418.9	117.4	7.3	36.0	7.0	24.5
12	PHAM Hai Yen	2583.7	901.5	1058.6	468.9	47.8	106.7	42.0	9.0	27.1
16	DUONG Thi Van	1350.8	410.3	521.7	362.0	56.9	0	28.0	7.0	23.0
21	NGAN Thi Van Su	5374.9	1857.6	2080.6	1133.0	224.1	79.5	101.0	16.0	30.4
22	NGUYEN Thi My Anh	4382.1	1593.3	1416.7	1037.7	271.7	62.7	83.0	23.0	27.6

