




Portugal 6 - 1 Switzerland

Round of 16 – Match 56

06 December 2022

22:00 Kick Off

Lusail Stadium



POST MATCH SUMMARY REPORT

Match Summary - Teams



Portugal



Switzerland

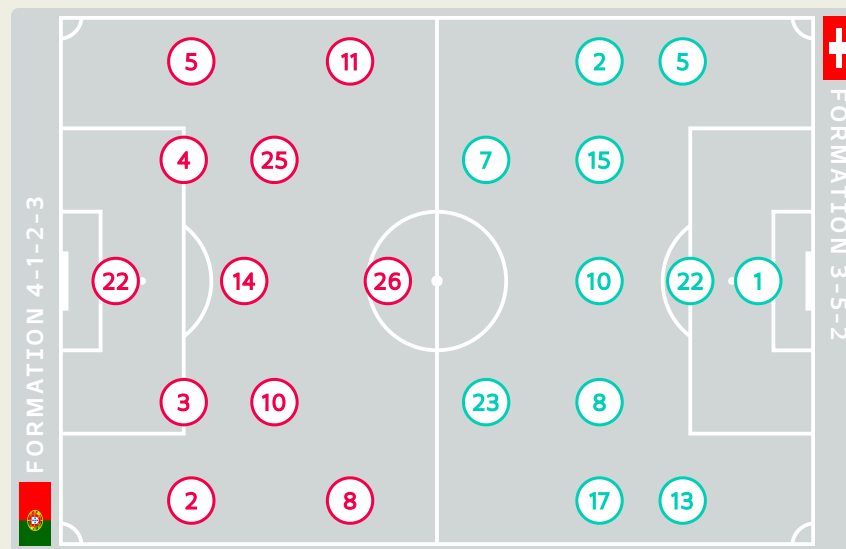


STARTING

22	GK	DIOGO COSTA	
2	DF	DIOGO DALOT	
3	DF	PEPE (C)	⚽ 33'
4	DF	RUBEN DIAS	
5	DF	RAPHAEL GUERREIRO	⚽ 55'
8	MF	BRUNO FERNANDES	↓ 87'
10	FW	BERNARDO SILVA	↓ 81'
11	FW	JOAO FELIX	↓ 73'
14	MF	WILLIAM CARVALHO	
25	MF	OTAVIO	↓ 74'
26	FW	GONCALO RAMOS	⚽ 17', ⚽ 51', ⚽ 67', ↓ 73'

SUBSTITUTES

1	GK	RUI PATRICIO	
12	GK	JOSE SA	
6	MF	JOAO PALHINHA	
7	FW	CRISTIANO RONALDO	↑ 73'
9	FW	ANDRE SILVA	
13	DF	DANILO PEREIRA	
15	FW	RAFAEL LEAO	↑ 87', ⚽ 90+2'
16	MF	VITINHA	↑ 74'
17	MF	JOAO MARIO	
18	MF	RUBEN NEVES	↑ 81'
19	DF	NUNO MENDES	
20	DF	JOAO CANCELO	
21	FW	RICARDO HORTA	↑ 73'
23	MF	MATHEUS NUNES	
24	DF	ANTONIO SILVA	



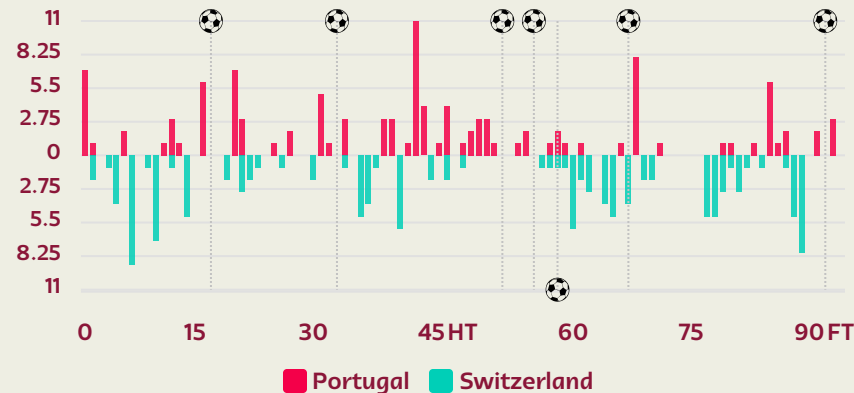
STARTING

	GK	SOMMER Yann	1
	DF	FERNANDES Edimilson	2
⚽ 58'	DF	AKANJI Manuel	5
↓ 89'	FW	EMBOLO Breel	7
↓ 54'	MF	FREULER Remo	8
	MF	(C) XHAKA Granit	10
	DF	RODRIGUEZ Ricardo	13
↓ 54'	MF	SOW Djibril	15
↓ 66'	FW	VARGAS Ruben	17
↓ 46'	DF	SCHAER Fabian	22
⚽ 43'	MF	SHAQIRI Xherdan	23

SUBSTITUTES

	GK	OMLIN Jonas	12
	GK	KOBEL Gregor	21
	GK	KOEHN Philipp	24
	DF	WIDMER Silvan	3
	DF	ELVEDI Nico	4
↑ 54'	MF	ZAKARIA Denis	6
↑ 54'	FW	SEFEROVIC Haris	9
	DF	STEFFEN Renato	11
	MF	AEBISCHER Michel	14
	MF	FASSNACHT Christian	16
⚽ 59'	DF	COEMERT Eray	18
↑ 46'	DF	OKAFOR Noah	19
↑ 66'	FW	FREI Fabian	20
	MF	RIEDER Fabian	25
↑ 89'	MF	JASHARI Ardon	26

Distribution in the Final Third



Match Summary - Key Statistics



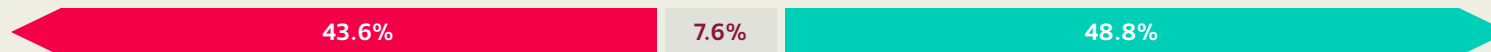
Portugal



Switzerland



Possession



Total

Total

6	Goals	1
14 (9)	Attempts at Goal (On Target)	10 (1)
461 (392)	Total Passes (Complete)	512 (436)
85 %	Pass Completion %	85 %
86	Completed Line Breaks	95
8	Defensive Line Breaks	7
86	Receptions in the Final Third	94
14	Crosses	15
17	Ball Progressions	15
357 (51)	Defensive Pressures Applied (Direct Pressures)	240 (31)
71	Forced Turnovers	54
59	Second Balls	51
117.7 km	Total Distance Covered	107.9 km
17.4 km	High Speed (Zone 4) Distance Covered	15 km



Portugal

Phases of Play

Switzerland



IN POSSESSION



OUT OF POSSESSION





FIFA WORLD CUP
Qatar 2022



IN POSSESSION

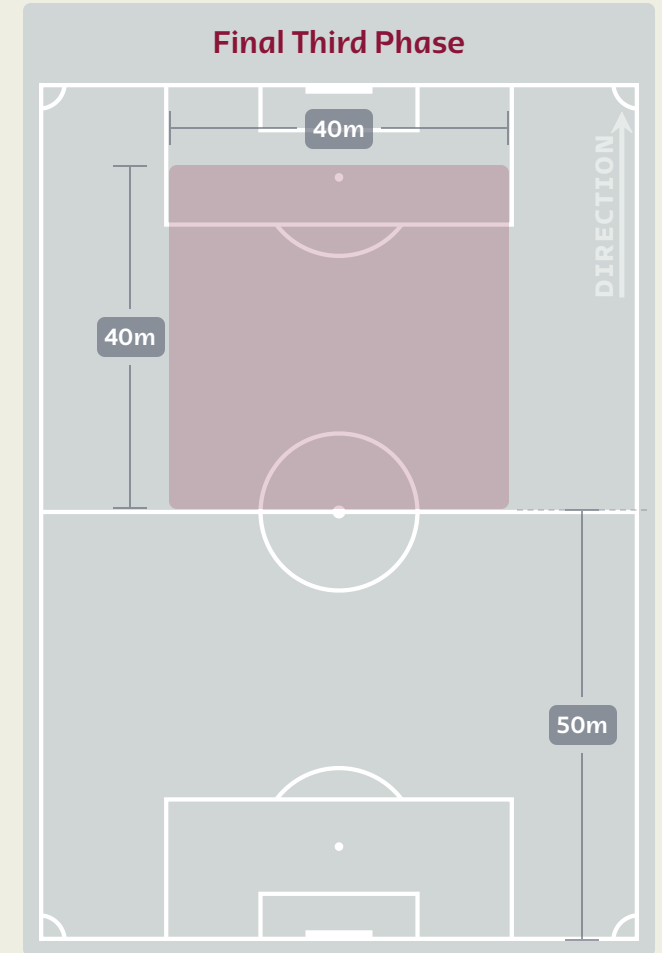
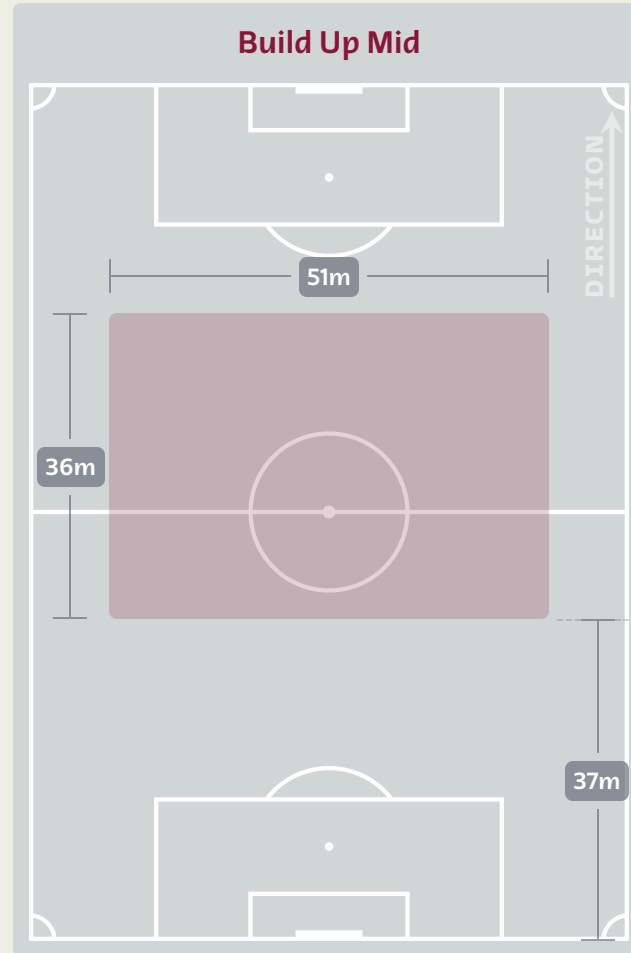
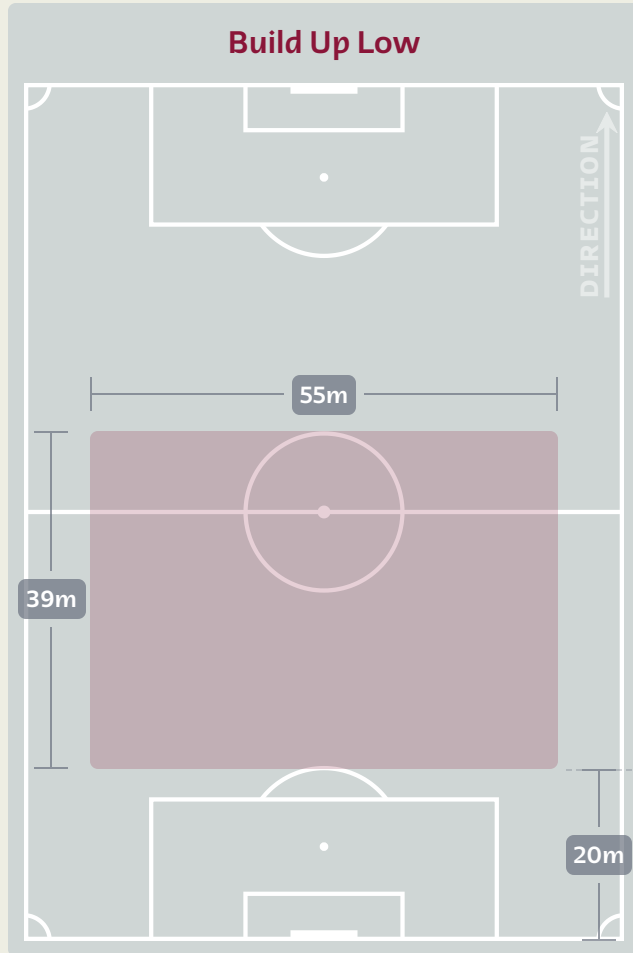


Portugal v Switzerland



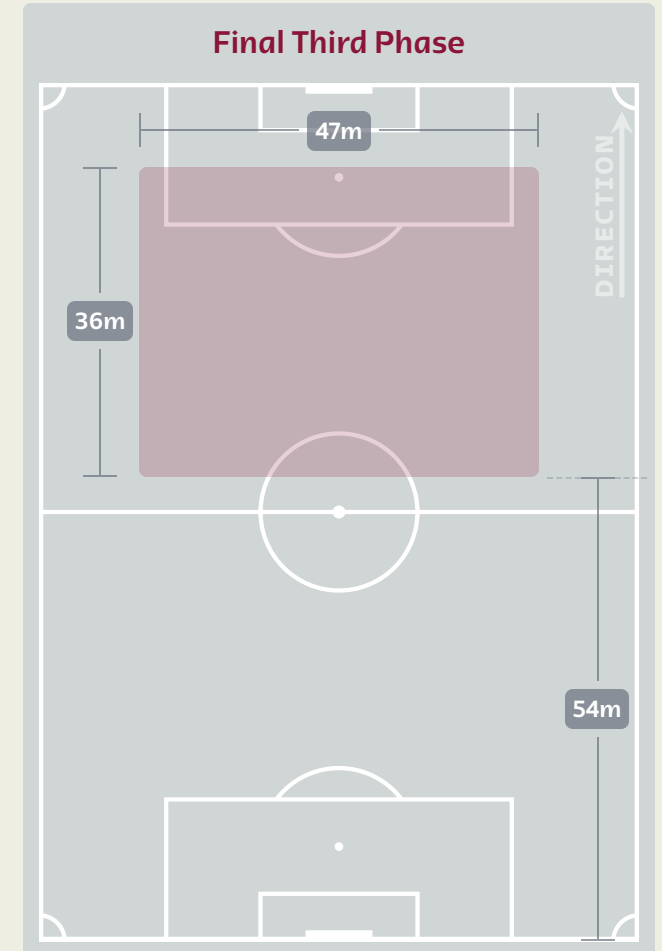
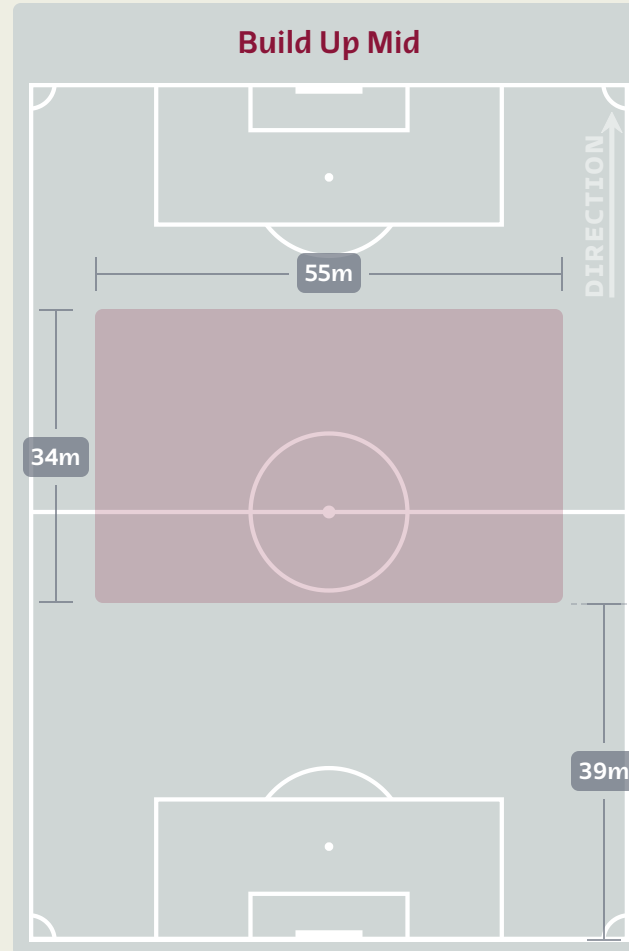
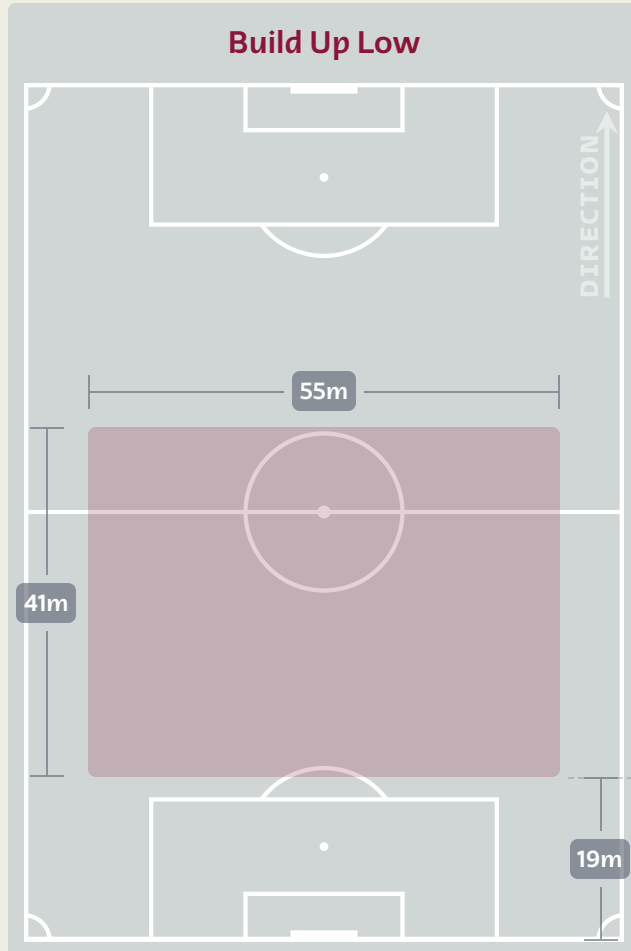
In Possession Line Height & Team Length

Portugal



In Possession Line Height & Team Length

Switzerland



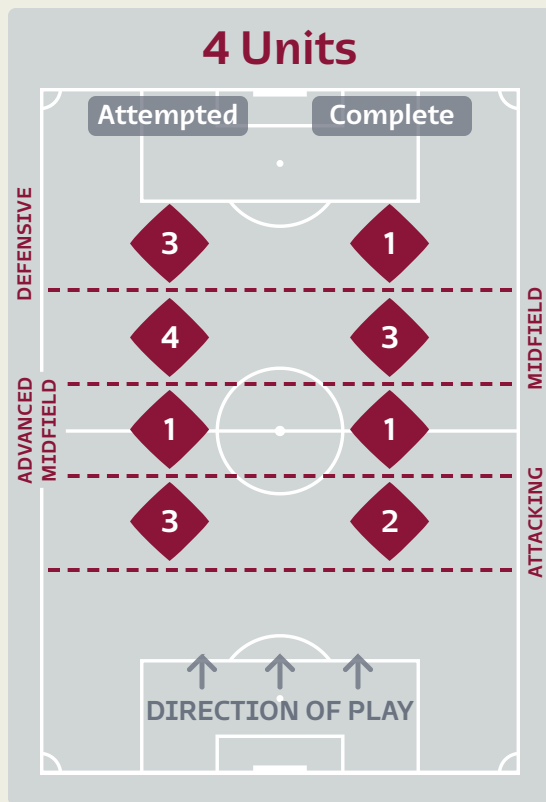
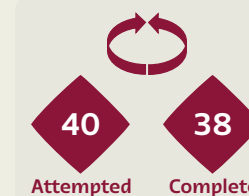
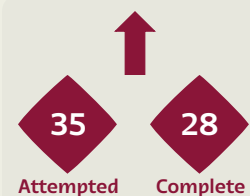
Line Breaks



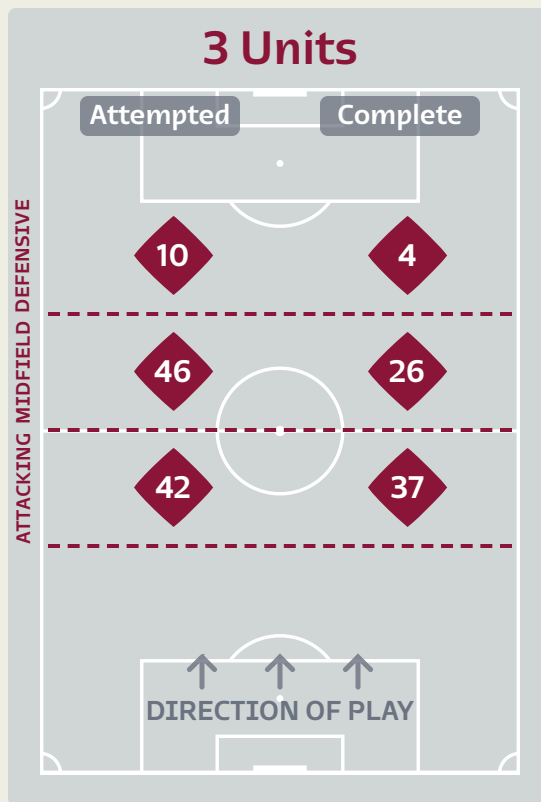
Portugal

Attempted Line Breaks

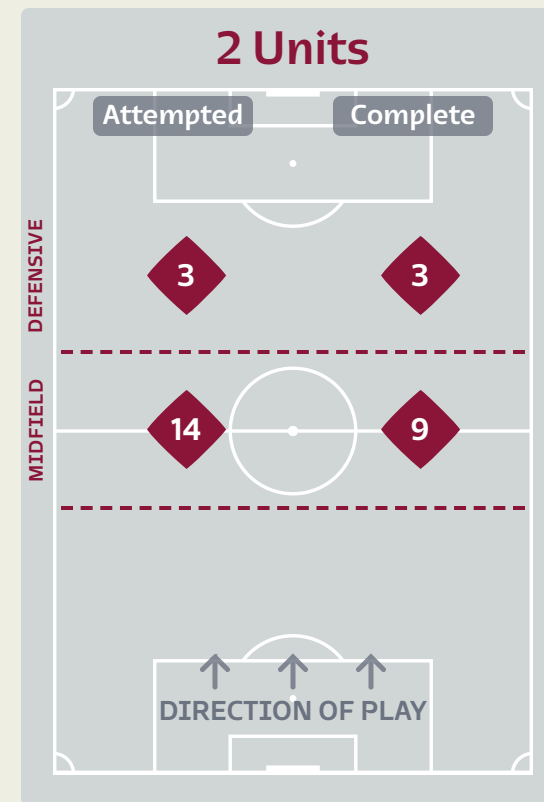
126



Attempted Line Breaks	11
Inside Shape	8
Outside Shape	3



Attempted Line Breaks	98
Inside Shape	62
Outside Shape	36



Attempted Line Breaks	17
Inside Shape	13
Outside Shape	4

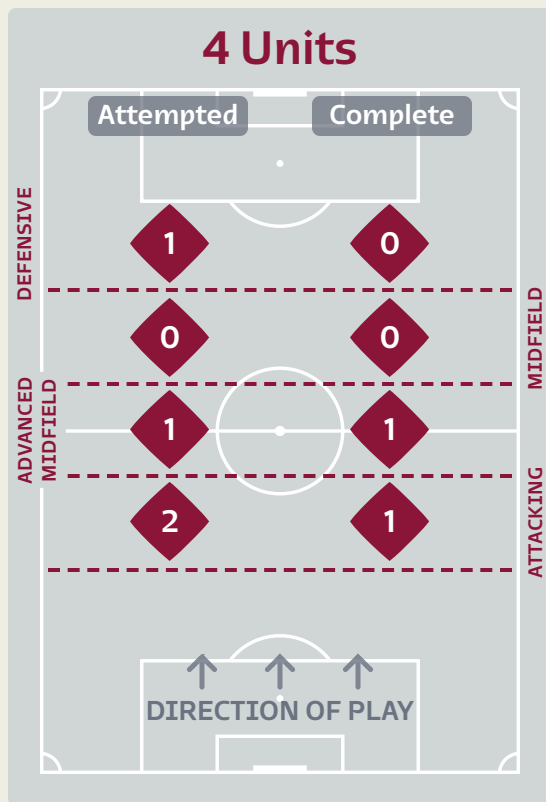
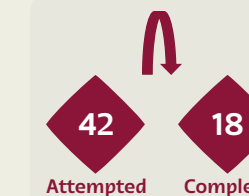
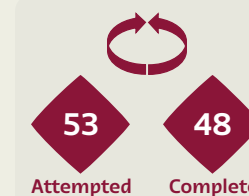
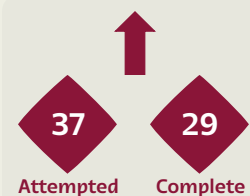
Line Breaks



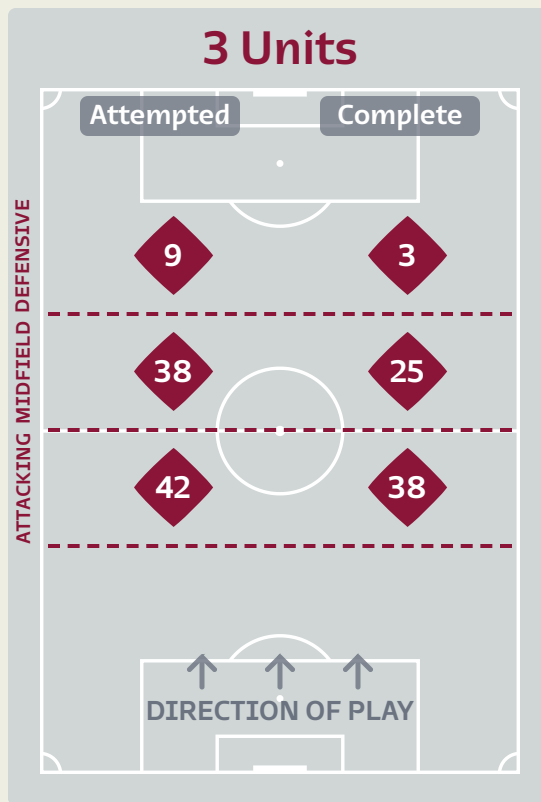
Switzerland

Attempted Line Breaks

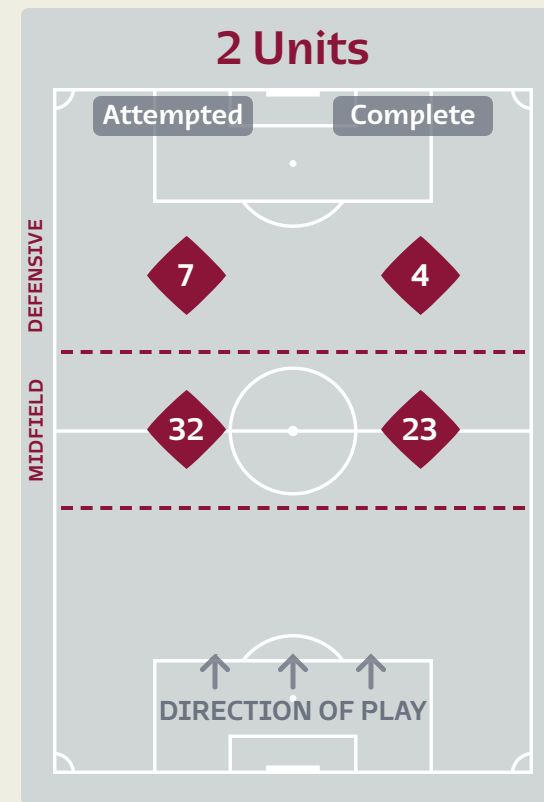
132



Attempted Line Breaks	4
Inside Shape	3
Outside Shape	1



Attempted Line Breaks	89
Inside Shape	48
Outside Shape	41



Attempted Line Breaks	39
Inside Shape	23
Outside Shape	16

Line Breaks

Portugal



					4 Units				3 Units			2 Units		Direction			Distribution Type		
#	Player	Line Breaks Attempted	Line Breaks Completed	Line Break Completion %	Attacking Line	Attacking Midfield Line	Midfield Line	Defensive Line	Attacking Line	Midfield Line	Defensive Line	Midfield Line	Defensive Line	Through	Around	Over	Pass	Cross	Ball Progression
22	DIOGO COSTA	19	7	36%	0	0	1	0	8	9	1	0	0	2	1	16	19	0	0
2	DIOGO DALOT	8	6	75%	0	0	0	0	2	5	0	0	1	2	3	3	7	0	1
3	PEPE	16	9	56%	1	0	0	0	7	4	1	3	0	4	5	7	16	0	0
4	RUBEN DIAS	14	10	71%	1	0	0	1	8	2	2	0	0	2	7	5	14	0	0
5	RAPHAEL GUERREIRO	11	9	81%	1	1	0	0	3	4	0	2	0	1	4	6	10	0	1
8	BRUNO FERNANDES	4	2	50%	0	0	0	1	0	2	0	1	0	2	0	2	4	0	0
10	BERNARDO SILVA	6	5	83%	0	0	0	1	1	1	1	1	1	3	2	1	4	0	2
11	JOAO FELIX	12	9	75%	0	0	0	0	0	10	2	0	0	6	2	4	10	1	1
14	WILLIAM CARVALHO	21	18	85%	0	0	2	0	11	6	0	1	1	7	11	3	21	0	0
25	OTAVIO	7	4	57%	0	0	0	0	0	1	1	5	0	3	1	3	7	0	0
26	GONCALO RAMOS	0	0	0%	0	0	0	0	0	0	0	0	0	0	0	0	0	0	0
7	CRISTIANO RONALDO	2	2	100%	0	0	1	0	0	0	1	0	0	0	2	0	2	0	0
15	RAFAEL LEAO	0	0	0%	0	0	0	0	0	0	0	0	0	0	0	0	0	0	0
16	VITINHA	2	2	100%	0	0	0	0	0	2	0	0	0	1	1	0	2	0	0
18	RUBEN NEVES	3	3	100%	0	0	0	0	2	0	0	1	0	2	1	0	3	0	0
21	RICARDO HORTA	1	0	0%	0	0	0	0	0	0	1	0	0	0	0	1	1	0	0

Line Breaks



					4 Units				3 Units			2 Units		Direction			Distribution Type		
#	Player	Line Breaks Attempted	Line Breaks Completed	Line Break Completion %	Attacking Line	Attacking Midfield Line	Midfield Line	Defensive Line	Attacking Line	Midfield Line	Defensive Line	Midfield Line	Defensive Line	Through	Around	Over	Pass	Cross	Ball Progression
1	SOMMER Yann	9	6	66%	0	0	0	0	7	2	0	0	0	2	3	4	9	0	0
2	FERNANDES Edimilson	12	9	75%	0	0	0	0	3	3	1	4	1	3	4	5	12	0	0
5	AKANJI Manuel	19	14	73%	0	1	0	0	5	7	1	5	0	6	5	8	18	0	1
7	EMBOLO Breel	0	0	0%	0	0	0	0	0	0	0	0	0	0	0	0	0	0	0
8	FREULER Remo	6	3	50%	0	0	0	0	0	2	2	1	1	2	3	1	6	0	0
10	XHAKA Granit	24	18	75%	0	0	0	0	10	6	0	6	2	10	7	7	24	0	0
13	RODRIGUEZ Ricardo	21	18	85%	0	0	0	0	12	5	1	3	0	3	16	2	21	0	0
15	SOW Djibril	5	4	80%	0	0	0	0	0	3	0	1	1	0	3	2	4	0	1
17	VARGAS Ruben	5	1	20%	0	0	0	0	0	2	0	2	1	1	3	1	2	1	2
22	SCHAER Fabian	7	3	42%	1	0	0	1	1	3	1	0	0	2	0	5	7	0	0
23	SHAQIRI Xherdan	10	8	80%	0	0	0	0	0	3	2	5	0	3	4	3	10	0	0
6	ZAKARIA Denis	1	1	100%	0	0	0	0	0	0	0	1	0	1	0	0	1	0	0
9	SEFEROVIC Haris	3	2	66%	0	0	0	0	0	0	1	1	1	1	1	1	3	0	0
18	COEMERT Eray	8	7	87%	1	0	0	0	4	1	0	2	0	3	3	2	7	0	1
19	OKAFOR Noah	1	0	0%	0	0	0	0	0	1	0	0	0	0	0	1	1	0	0
26	JASHARI Ardon	1	1	100%	0	0	0	0	0	0	0	1	0	0	1	0	1	0	0

Passing Networks

Portugal



#	Passes From ↓ to →	DIOGO COSTA	DIOGO DALOT	PEPE	RUBEN DIAS	RAPHAEL GUERREIRO	BRUNO FERNANDES	BERNARDO SILVA	JOAO FELIX	WILLIAM CARVALHO	OTAVIO	GONCALO RAMOS	CRISTIANO RONALDO	RAFAEL LEAO	VITINHA	RUBEN NEVES	RICARDO HORTA
22	DIOGO COSTA	0	1	2	5	0	1	1	1	2	1	0	0	0	0	1	0
2	DIOGO DALOT	2	0	6	0	1	0	1	0	9	2	0	0	0	0	1	1
3	PEPE	5	1	0	3	1	2	3	2	6	4	0	0	0	3	3	1
4	RUBEN DIAS	7	3	6	0	4	2	1	3	3	5	0	0	2	1	1	0
5	RAPHAEL GUERREIRO	0	0	1	3	0	2	7	6	1	2	1	0	1	1	0	2
8	BRUNO FERNANDES	1	4	5	1	3	0	6	3	2	2	1	0	0	2	1	1
10	BERNARDO SILVA	0	2	4	3	3	7	0	5	7	3	1	0	0	0	0	0
11	JOAO FELIX	1	0	1	4	1	6	8	0	1	1	3	0	0	0	0	0
14	WILLIAM CARVALHO	4	2	10	4	3	7	4	3	0	8	1	0	0	0	1	2
25	OTAVIO	1	1	2	2	4	5	3	5	6	0	2	0	0	0	0	0
26	GONCALO RAMOS	0	1	0	0	0	1	0	2	1	2	0	0	0	0	0	0
7	CRISTIANO RONALDO	0	1	0	0	0	0	0	0	1	0	0	0	0	2	0	0
15	RAFAEL LEAO	0	0	0	0	1	0	0	0	0	0	0	0	0	0	1	0
16	VITINHA	0	0	0	0	2	1	2	0	0	0	0	2	0	0	3	0
18	RUBEN NEVES	1	1	3	2	1	1	0	0	2	0	0	0	0	0	0	2
21	RICARDO HORTA	0	0	1	2	0	1	0	0	2	0	0	0	1	1	1	0

Top 5 Player to Player Passers

Player	Passed To	% of Total Team Passes
WILLIAM CARVALHO	PEPE	2.7%
DIOGO DALOT	WILLIAM CARVALHO	2.4%
JOAO FELIX	BERNARDO SILVA	2.1%
WILLIAM CARVALHO	OTAVIO	2.1%
RUBEN DIAS	DIOGO COSTA	1.9%

Passing Networks

Switzerland

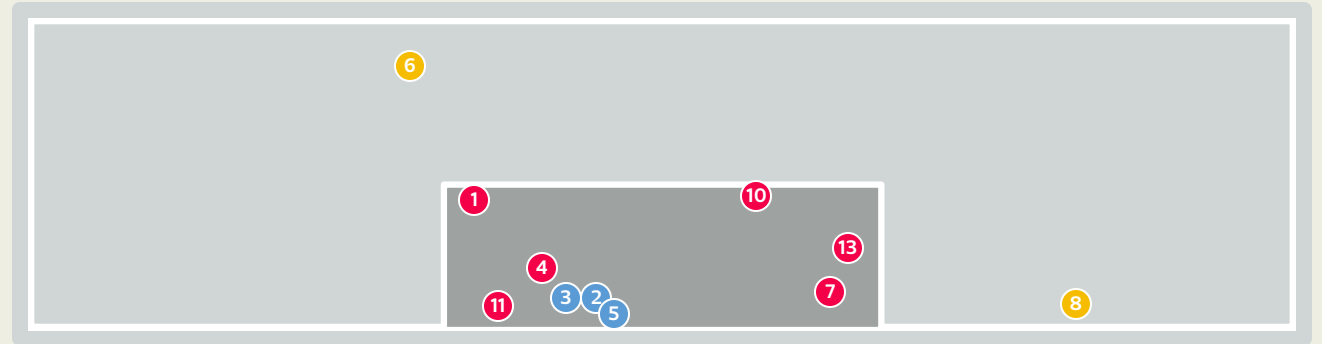
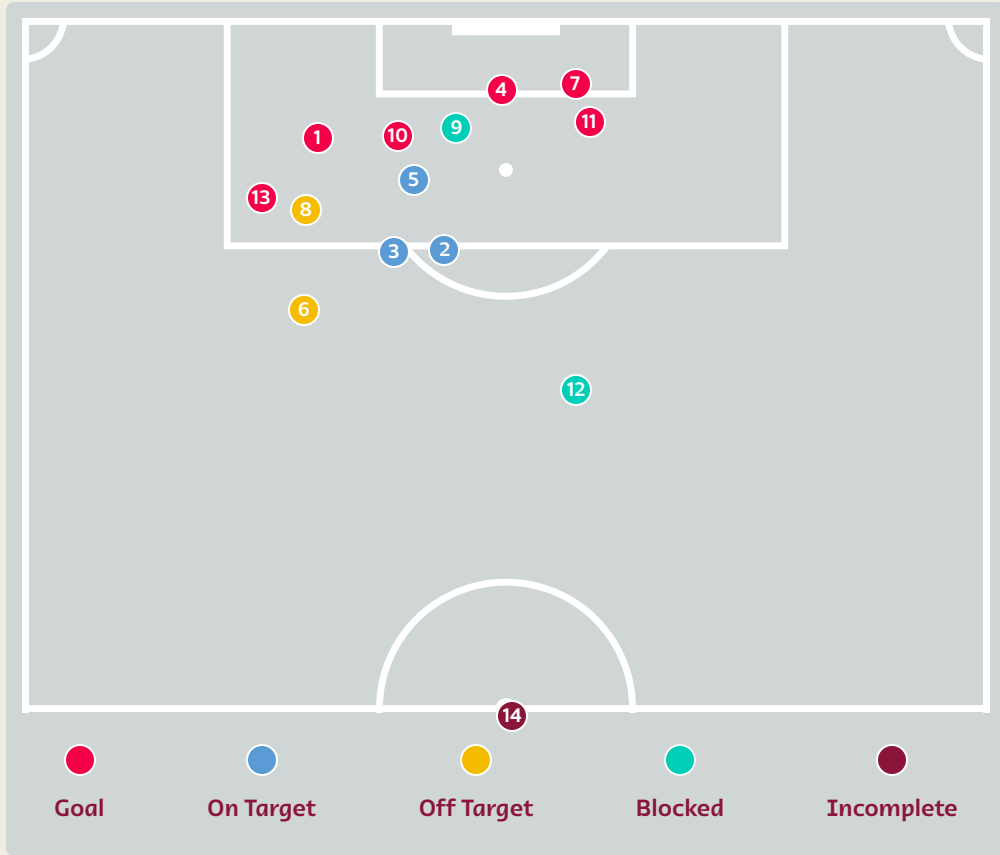


#	Passes From ↓ to →	SOMMER Yann	FERNANDES Edimilson	AKANJI Manuel	EMBOLO Breel	FREULER Remo	XHAKA Granit	RODRIGUEZ Ricardo	SOW Djibril	VARGAS Ruben	SCHAER Fabian	SHAQIRI Xherdan	ZAKARIA Denis	SEFEROVIC Haris	COEMERT Eray	OKAFOR Noah	JASHARI Ardon
1	SOMMER Yann	0	7	1	1	2	4	1	0	5	2	2	0	3	1	0	
2	FERNANDES Edimilson	3	0	5	1	2	5	0	1	0	1	9	1	0	2	0	0
5	AKANJI Manuel	6	4	0	2	0	14	3	3	1	4	4	4	1	9	1	0
7	EMBOLO Breel	0	1	4	0	2	2	1	1	1	0	1	2	0	0	0	0
8	FREULER Remo	0	1	2	0	0	0	1	1	5	1	3	0	0	1	0	0
10	XHAKA Granit	2	6	6	2	3	0	9	2	1	4	4	3	2	8	5	0
13	RODRIGUEZ Ricardo	5	2	4	0	4	13	0	0	8	5	0	0	0	3	0	1
15	SOW Djibril	0	3	2	1	1	1	2	0	2	2	0	0	0	1	0	0
17	VARGAS Ruben	0	2	0	0	2	5	5	3	0	3	2	0	0	0	0	0
22	SCHAER Fabian	3	1	6	0	0	2	9	1	3	0	1	0	0	0	0	0
23	SHAQIRI Xherdan	0	7	2	2	2	1	2	2	2	0	0	1	2	0	0	0
6	ZAKARIA Denis	0	1	3	0	0	4	0	0	2	0	0	0	0	1	1	0
9	SEFEROVIC Haris	0	1	1	1	0	0	0	0	0	0	1	0	0	0	1	1
18	COEMERT Eray	3	2	7	3	2	4	5	0	0	0	2	0	0	0	1	0
19	OKAFOR Noah	0	0	1	0	0	2	4	0	0	0	0	0	0	0	0	1
26	JASHARI Ardon	0	0	2	0	0	1	1	0	0	0	0	0	0	0	0	0

Top 5 Player to Player Passers		
Player	Passed To	% of Total Team Passes
AKANJI Manuel	XHAKA Granit	3.4%
RODRIGUEZ Ricardo	XHAKA Granit	3.2%
FERNANDES Edimilson	SHAQIRI Xherdan	2.2%
AKANJI Manuel	COEMERT Eray	2.2%
XHAKA Granit	RODRIGUEZ Ricardo	2.2%

Attempts at Goal

Portugal



Key	Outcome	Shots
●	Goals	6
●	On Target	3
●	Off Target	2
●	Blocked	2
●	Incomplete	1


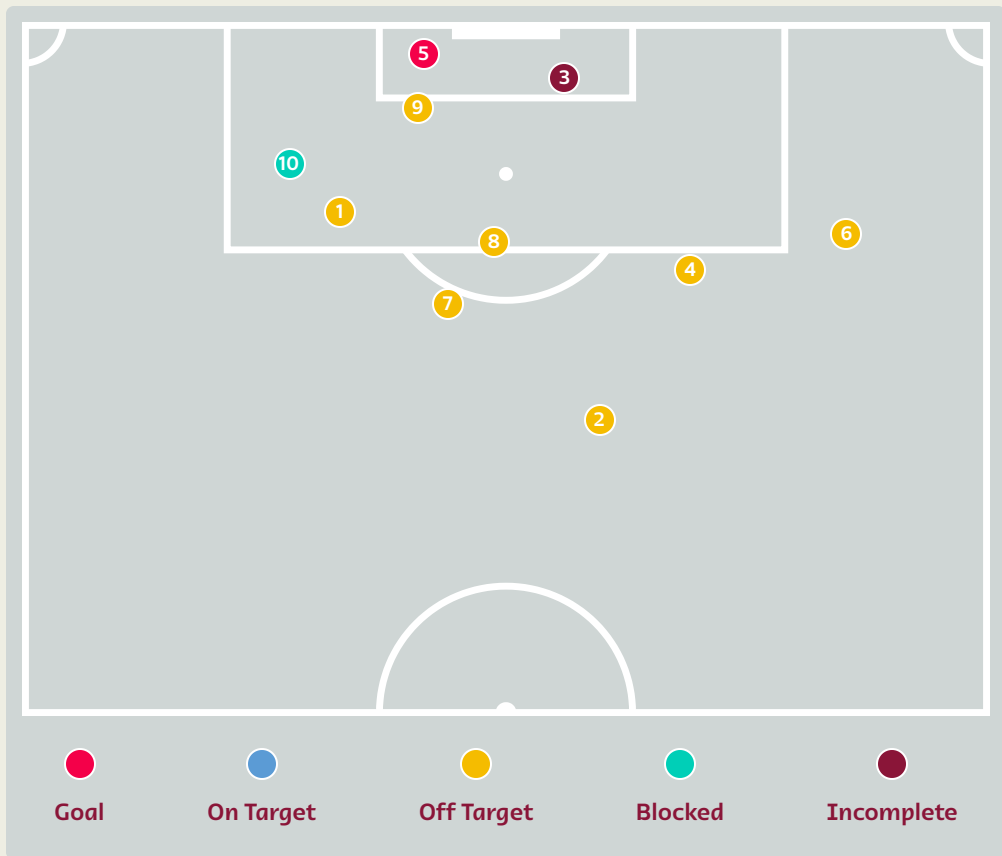
Attempts at Goal

Portugal



Time	Player	Outcome	Body Part	Delivery Type
16	26 GONCALO RAMOS	On Target - Goal	Left Foot	Pass
21	25 OTAVIO	On Target - Saved	Right Foot	Pass
21	26 GONCALO RAMOS	On Target - Saved	Right Foot	Loose Ball
32	3 PEPE	On Target - Goal	Head	Corner
42	26 GONCALO RAMOS	On Target - Saved	Left Foot	Pass
47	5 RAPHAEL GUERREIRO	Off Target	Left Foot	Pass
50	26 GONCALO RAMOS	On Target - Goal	Left Foot	Cross
52	11 JOAO FELIX	Off Target - Defensive Event	Left Foot	Pass
53	3 PEPE	Incomplete - Blocked	Head	Corner
54	5 RAPHAEL GUERREIRO	On Target - Goal	Left Foot	Pass
66	26 GONCALO RAMOS	On Target - Goal	Right Foot	Pass
75	7 CRISTIANO RONALDO	Incomplete - Blocked	Right Foot	Freekick
91	15 RAFAEL LEO	On Target - Goal	Right Foot	Pass
93	3 PEPE	Incomplete - Player On Ball Error	Head	Corner

Attempts at Goal



Key	Outcome	Shots
●	Goals	1
●	On Target	0
●	Off Target	7
●	Blocked	1
●	Incomplete	1

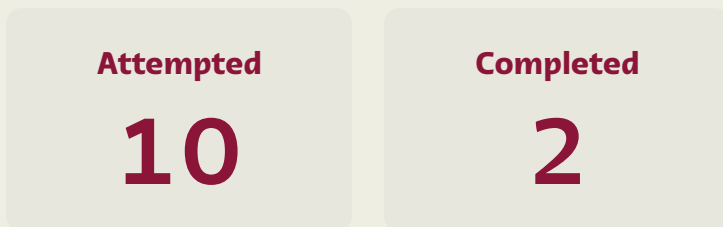
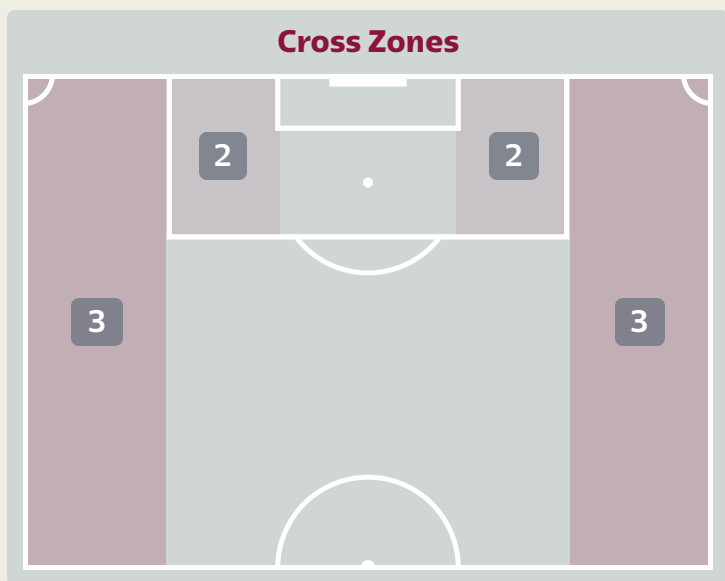
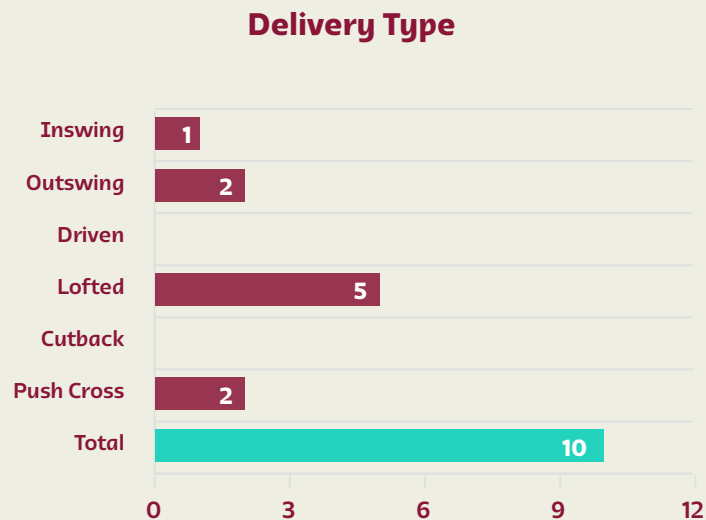
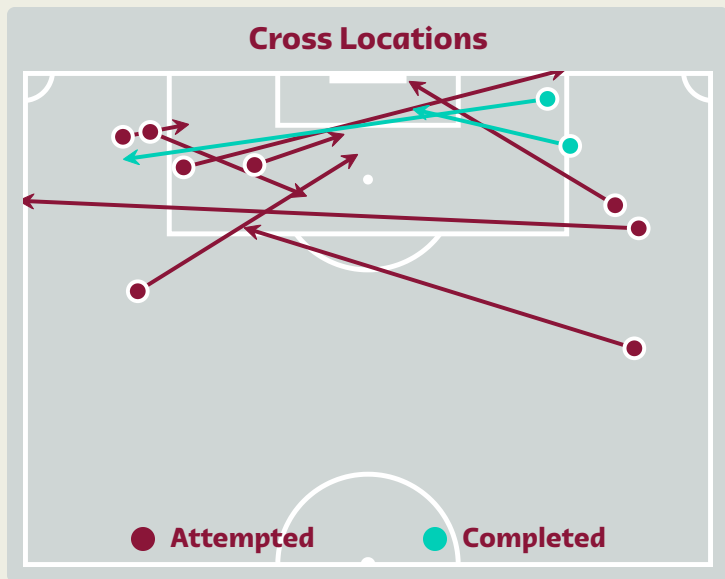
Attempts at Goal



Time	Player	Outcome	Body Part	Delivery Type
4	7 EMBOLO Breel	Deflected Off Target - Defensive Event	Right Foot	Pass
29	23 SHAQIRI Xherdan	Off Target - Saved	Left Foot	Freekick
37	8 FREULER Remo	Incomplete - Defensive Event	Head	Loose Ball
37	22 SCHAER Fabian	Off Target	Right Foot	Loose Ball
57	5 AKANJI Manuel	On Target - Goal	Lower Body	Loose Ball
65	23 SHAQIRI Xherdan	Off Target	Left Foot	Pass
70	6 ZAKARIA Denis	Deflected Off Target - Defensive Event	Right Foot	Pass
79	7 EMBOLO Breel	Deflected Off Target - Defensive Event	Right Foot	Pass
80	10 XHAKA Granit	Off Target	Head	Corner
84	19 OKAFOR Noah	Incomplete - Blocked	Right Foot	Pass

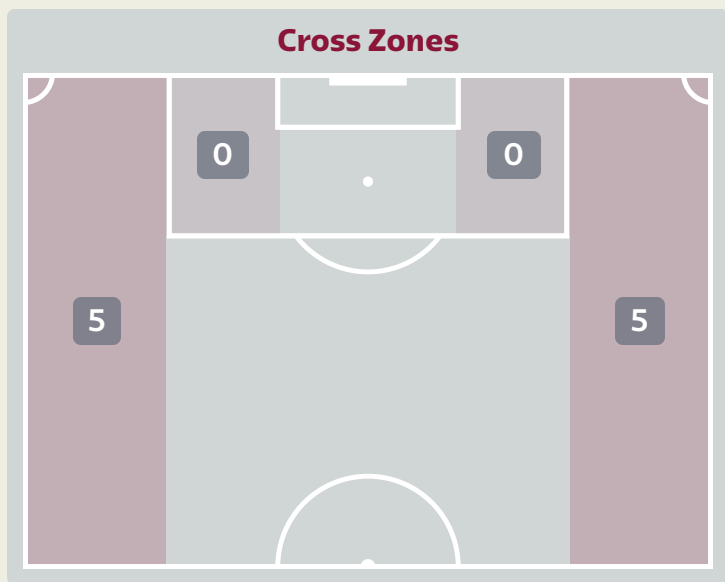
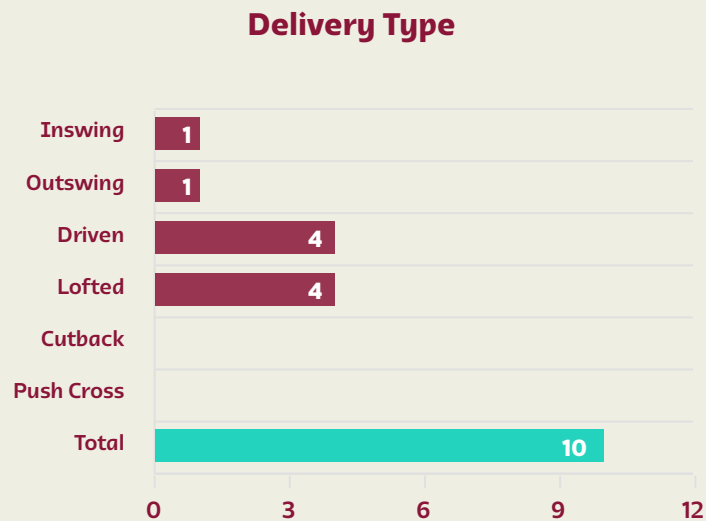
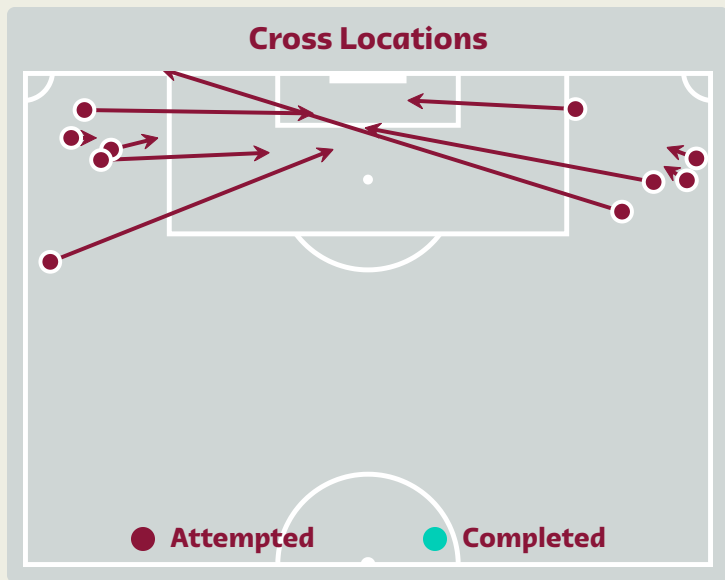
Crosses (Open Play)

Portugal



#	Player	Inswing	Outswing	Driven	Lofted	Cutback	Push Cross	Total Attempted
22	DIOGO COSTA	0	0	0	0	0	0	0
2	DIOGO DALOT	0	0	0	0	0	1	1
3	PEPE	0	1	0	0	0	0	1
4	RUBEN DIAS	0	0	0	0	0	0	0
5	RAPHAEL GUERREIRO	0	1	0	1	0	0	2
8	BRUNO FERNANDES	0	0	0	1	0	0	1
10	BERNARDO SILVA	0	0	0	1	0	1	2
11	JOAO FELIX	1	0	0	1	0	0	2
14	WILLIAM CARVALHO	0	0	0	0	0	0	0
25	OTAVIO	0	0	0	0	0	0	0
26	GONCALO RAMOS	0	0	0	0	0	0	0
7	CRISTIANO RONALDO	0	0	0	0	0	0	0
15	RAFAEL LEAO	0	0	0	1	0	0	1
16	VITINHA	0	0	0	0	0	0	0
18	RUBEN NEVES	0	0	0	0	0	0	0
21	RICARDO HORTA	0	0	0	0	0	0	0

Crosses (Open Play)



Attempted

10

Completed

0

Most Crosses Attempted

5

FERNANDES Edimilson
RIGHT MIDFIELD

#	Player	Inswing	Outswing	Driven	Lofted	Cutback	Push Cross	Total Attempted
1	SOMMER Yann	0	0	0	0	0	0	0
2	FERNANDES Edimilson	0	1	1	3	0	0	5
5	AKANJI Manuel	0	0	0	0	0	0	0
7	EMBOLO Breel	0	0	0	0	0	0	0
8	FREULER Remo	0	0	0	0	0	0	0
10	XHAKA Granit	0	0	0	0	0	0	0
13	RODRIGUEZ Ricardo	0	0	2	1	0	0	3
15	SOW Djibril	0	0	0	0	0	0	0
17	VARGAS Ruben	1	0	1	0	0	0	2
22	SCHAER Fabian	0	0	0	0	0	0	0
23	SHAQIRI Xherdan	0	0	0	0	0	0	0
6	ZAKARIA Denis	0	0	0	0	0	0	0
9	SEFEROVIC Haris	0	0	0	0	0	0	0
18	COEMERT Eray	0	0	0	0	0	0	0
19	OKAFOR Noah	0	0	0	0	0	0	0
26	JASHARI Ardon	0	0	0	0	0	0	0

Offering to Receive

Portugal



614

Total Offers Made

208

Total Offers Received

Most Offers

78

BERNARDO SILVA
RIGHT CENTRE MIDFIELD

184

Offers Made in Final Third

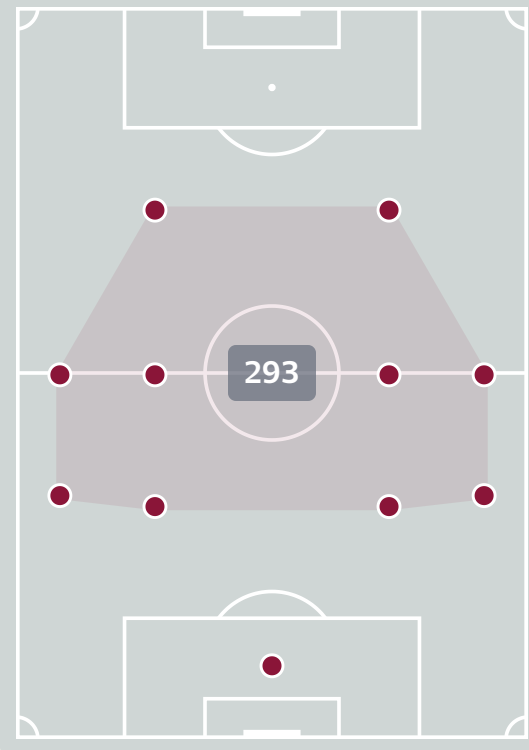
299

Offers Made in Middle Third

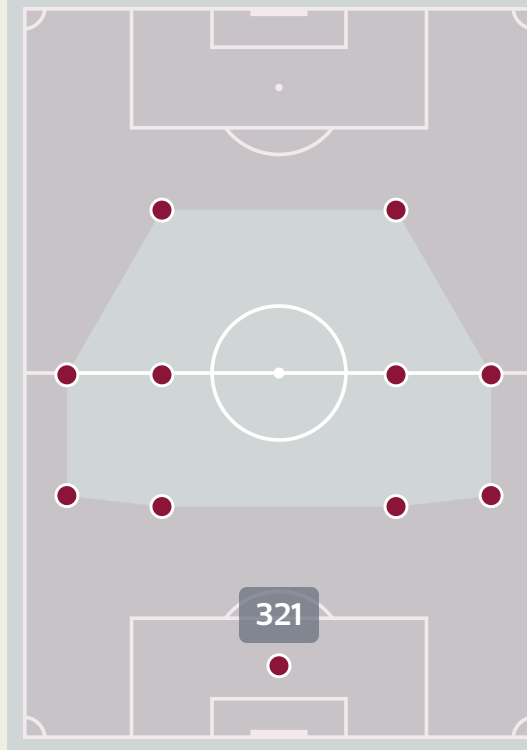
131

Offers Made in Defensive Third

Offers Made Inside Shape

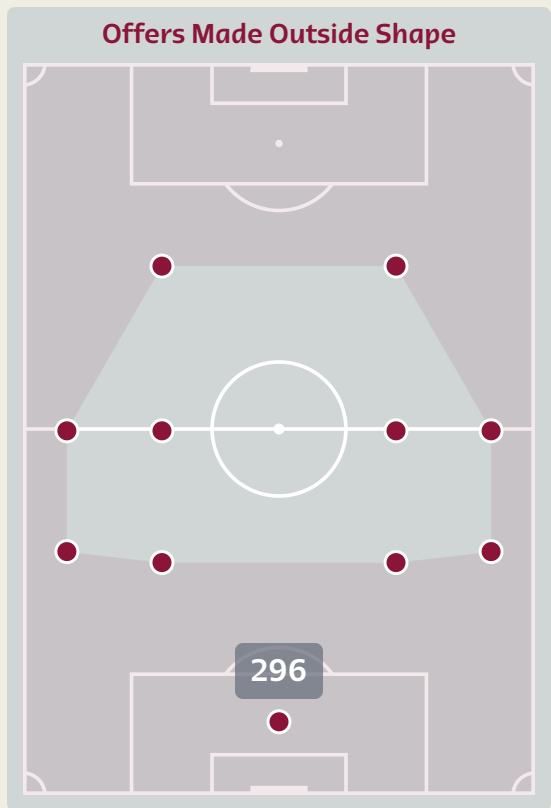
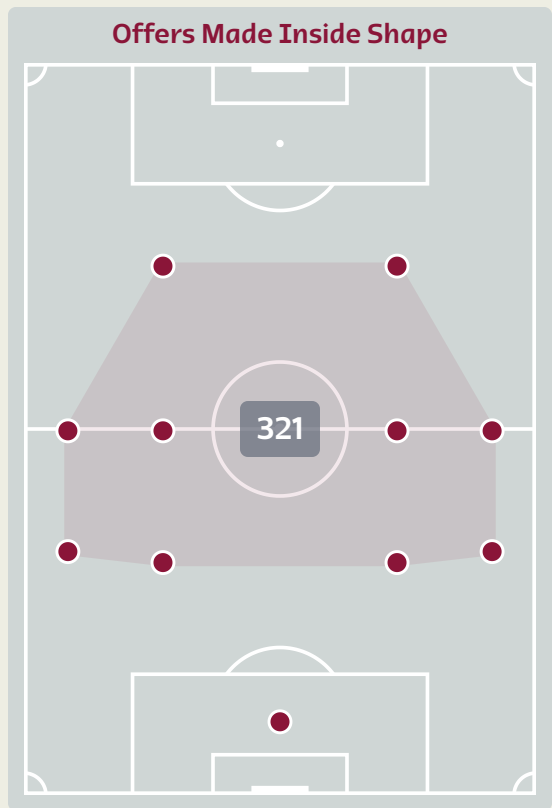


Offers Made Outside Shape



#	Player	Offers Made	Offers Received	% Made & Received
22	DIOGO COSTA	12	8	66.7%
2	DIOGO DALOT	63	15	23.8%
3	PEPE	65	31	47.7%
4	RUBEN DIAS	15	5	33.3%
5	RAPHAEL GUERREIRO	50	15	30%
8	BRUNO FERNANDES	56	19	33.9%
10	BERNARDO SILVA	78	30	38.5%
11	JOAO FELIX	72	24	33.3%
14	WILLIAM CARVALHO	45	21	46.7%
25	OTAVIO	55	11	20%
26	GONCALO RAMOS	42	8	19%
7	CRISTIANO RONALDO	12	2	16.7%
15	RAFAEL LEAO	4	3	75%
16	VITINHA	19	6	31.6%
18	RUBEN NEVES	12	6	50%
21	RICARDO HORTA	14	4	28.6%

Offering to Receive



#	Player	Offers Made	Offers Received	% Made & Received
1	SOMMER Yann	21	8	38.1%
2	FERNANDES Edimilson	69	19	27.5%
5	AKANJI Manuel	28	13	46.4%
7	EMBOLO Breel	80	10	12.5%
8	FREULER Remo	58	16	27.6%
10	XHAKA Granit	107	41	38.3%
13	RODRIGUEZ Ricardo	33	14	42.4%
15	SOW Djibril	21	2	9.5%
17	VARGAS Ruben	36	19	52.8%
22	SCHAER Fabian	18	12	66.7%
23	SHAQIRI Xherdan	52	23	44.2%
6	ZAKARIA Denis	29	12	41.4%
9	SEFEROVIC Haris	25	3	12%
18	COEMERT Eray	23	13	56.5%
19	OKAFOR Noah	9	5	55.6%
26	JASHARI Ardon	8	4	50%

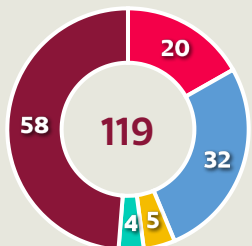
Movement to Receive

Portugal

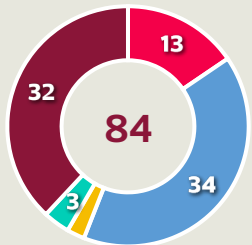


Movement Types by Phase

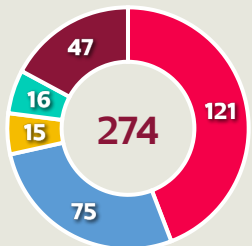
Final Third Phase



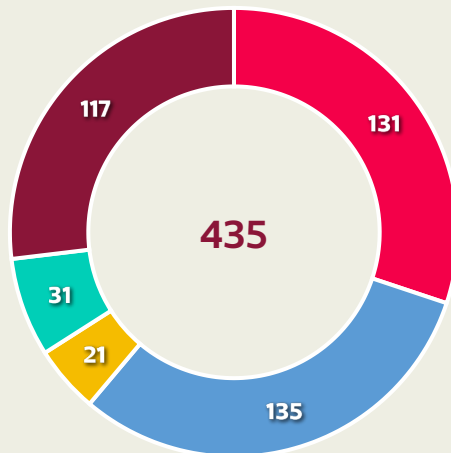
Progression Phase



Build Up Phase



All Movement Types

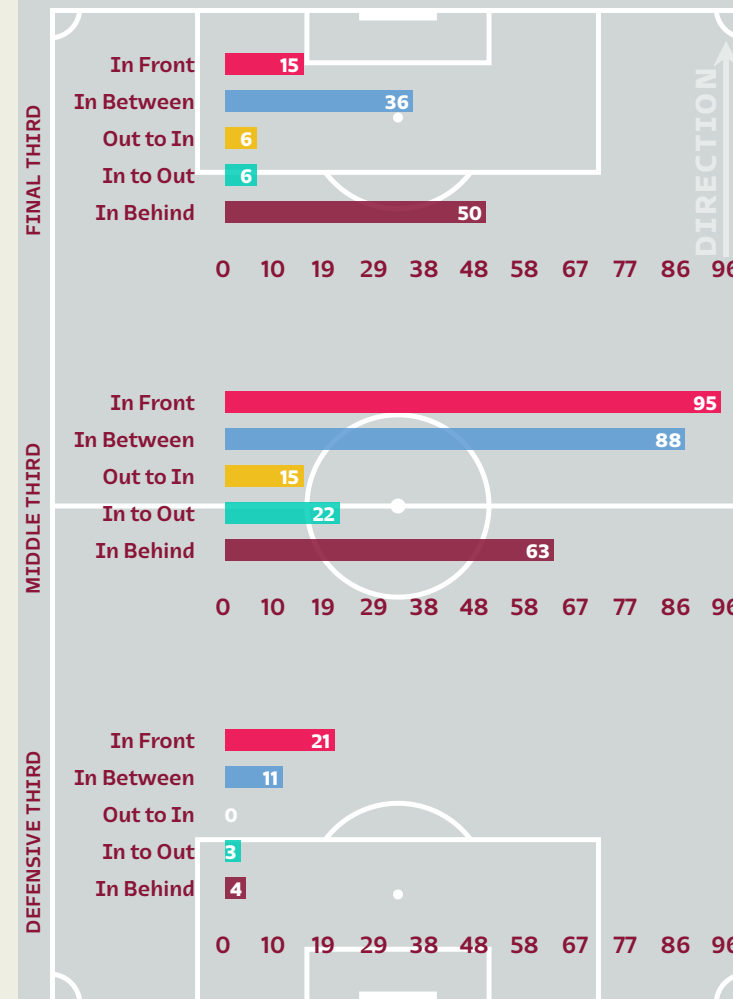


- In Front
- In Between
- Out to In
- In to Out
- In Behind

Top Ranked Players

Type	Player	Movements
In Front	14 WILLIAM CARVALHO	26
In Between	11 JOAO FELIX	31
Out to In	11 JOAO FELIX	5
In to Out	10 BERNARDO SILVA	13
In Behind	8 BRUNO FERNANDES	22

Movement Types Pitch Third

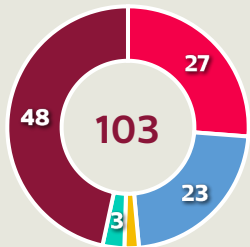


Movement to Receive

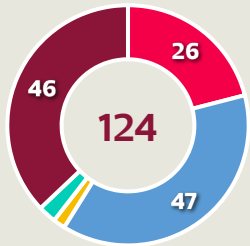


Movement Types by Phase

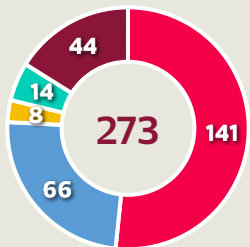
Final Third Phase



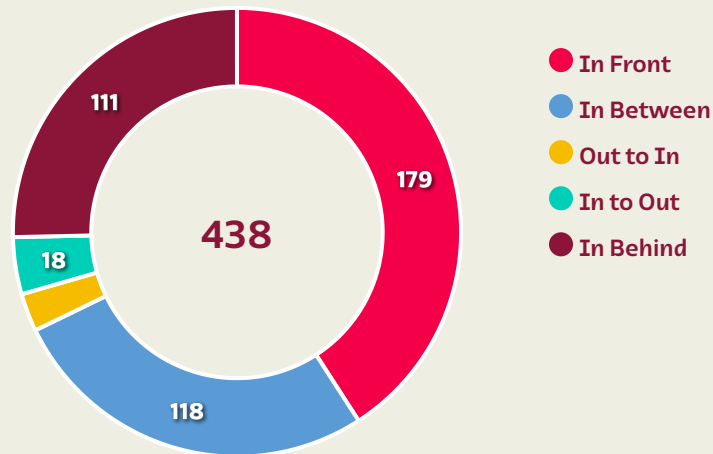
Progression Phase



Build Up Phase



All Movement Types

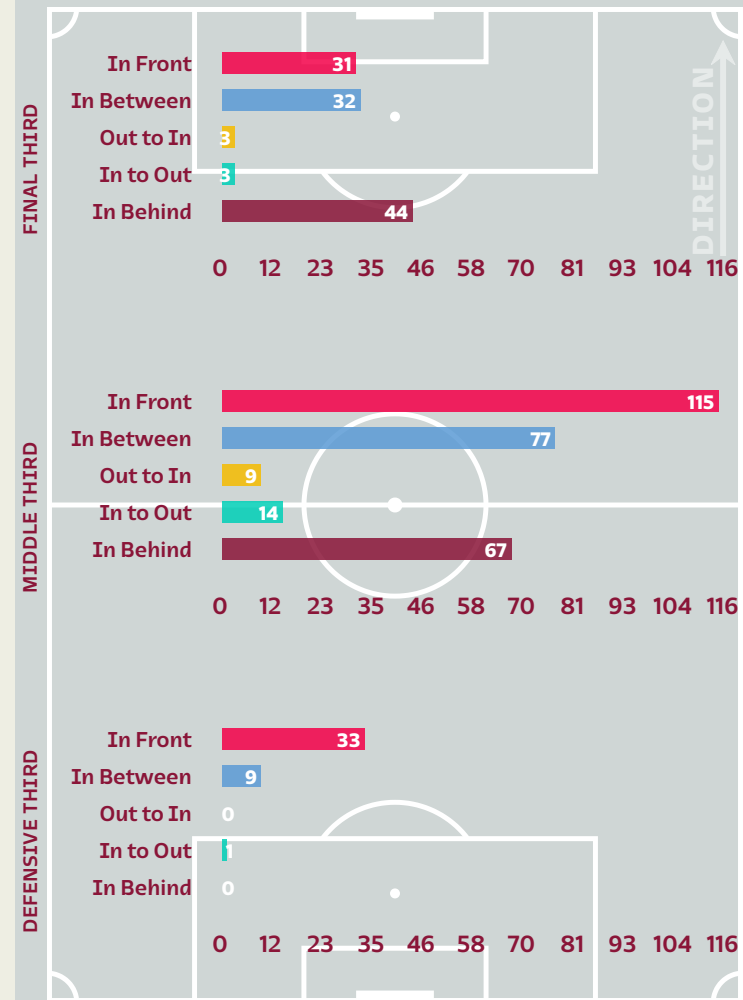


- In Front
- In Between
- Out to In
- In to Out
- In Behind

Top Ranked Players

Type	Player	Movements
In Front	10 XHAKA Granit	69
In Between	7 EMBOLO Breel	40
Out to In	7 EMBOLO Breel	4
In to Out	8 FREULER Remo	6
In Behind	7 EMBOLO Breel	23

Movement Types Pitch Third





FIFA WORLD CUP
Qatar 2022



OUT OF POSSESSION

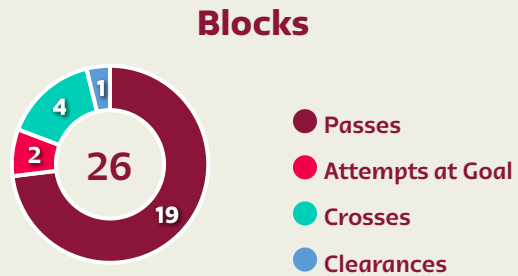


Portugal v Switzerland

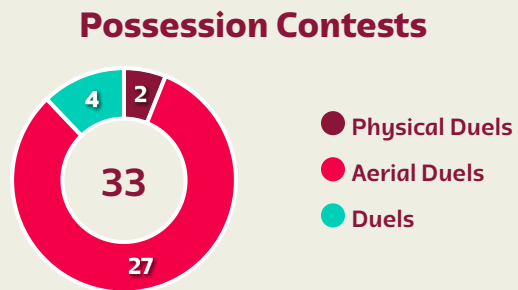
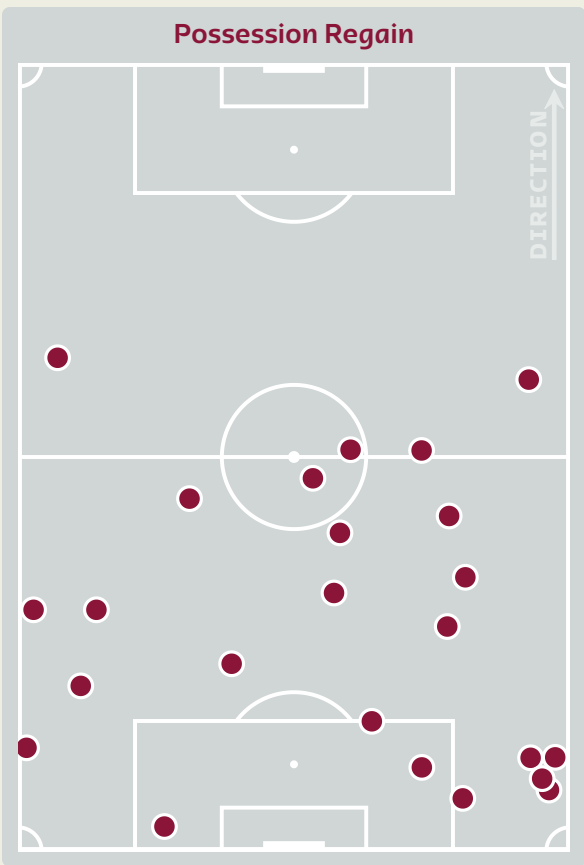
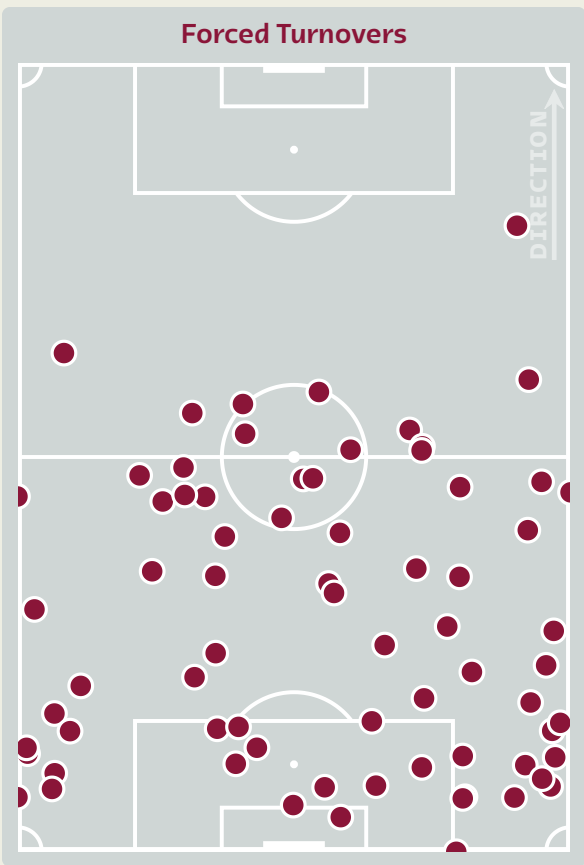


Defensive Actions

Portugal



#	Player	Total Possession Regains
22	DIOGO COSTA	1
2	DIOGO DALOT	8
3	PEPE	3
4	RUBEN DIAS	1
5	RAPHAEL GUERREIRO	3
8	BRUNO FERNANDES	4
10	BERNARDO SILVA	0
11	JOAO FELIX	1
14	WILLIAM CARVALHO	2
25	OTAVIO	2
26	GONCALO RAMOS	0
7	CRISTIANO RONALDO	0
15	RAFAEL LEAO	0
16	VITINHA	2
18	RUBEN NEVES	1
21	RICARDO HORTA	0



Defensive Actions

54

Forced Turnovers

24

Possession Regained

7

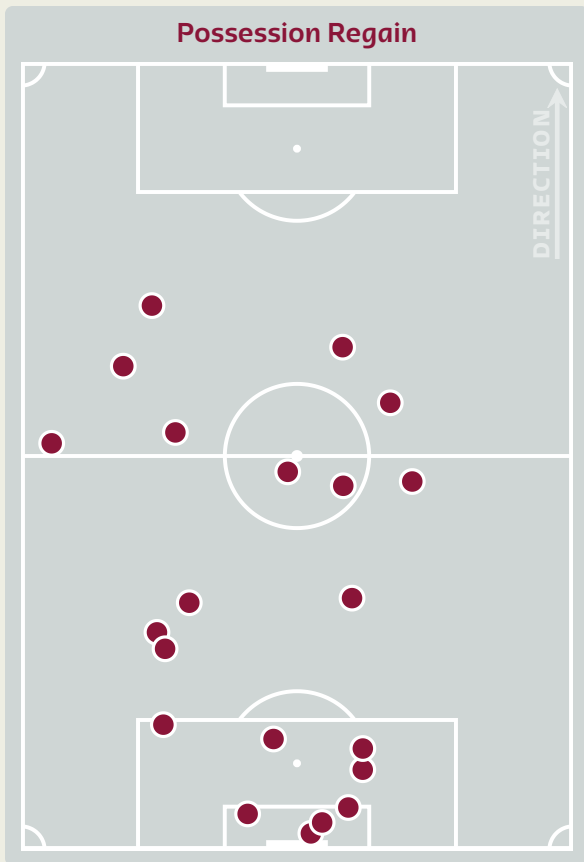
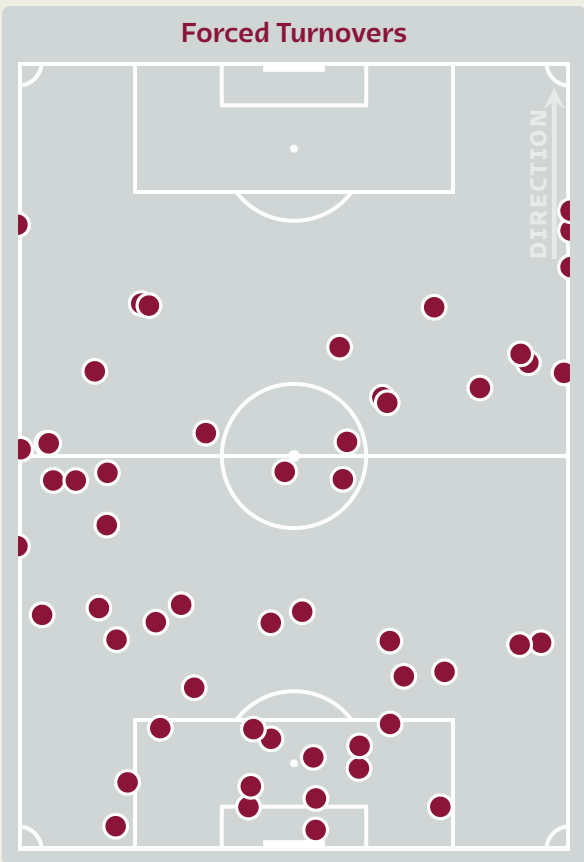
Interceptions

14

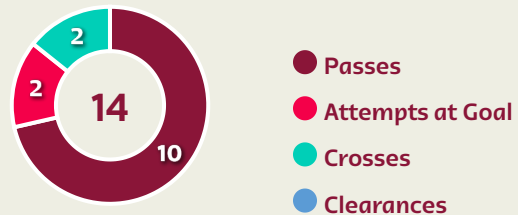
Tackles

6.81

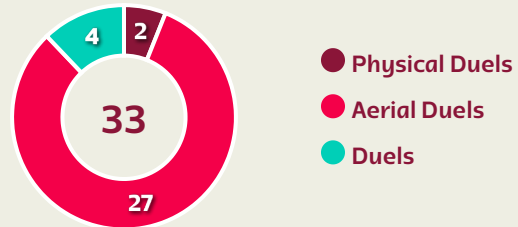
Possession Actions / Defensive Action



Blocks



Possession Contests



Most Possession Regains

4

SOMMER Yann
GOALKEEPER

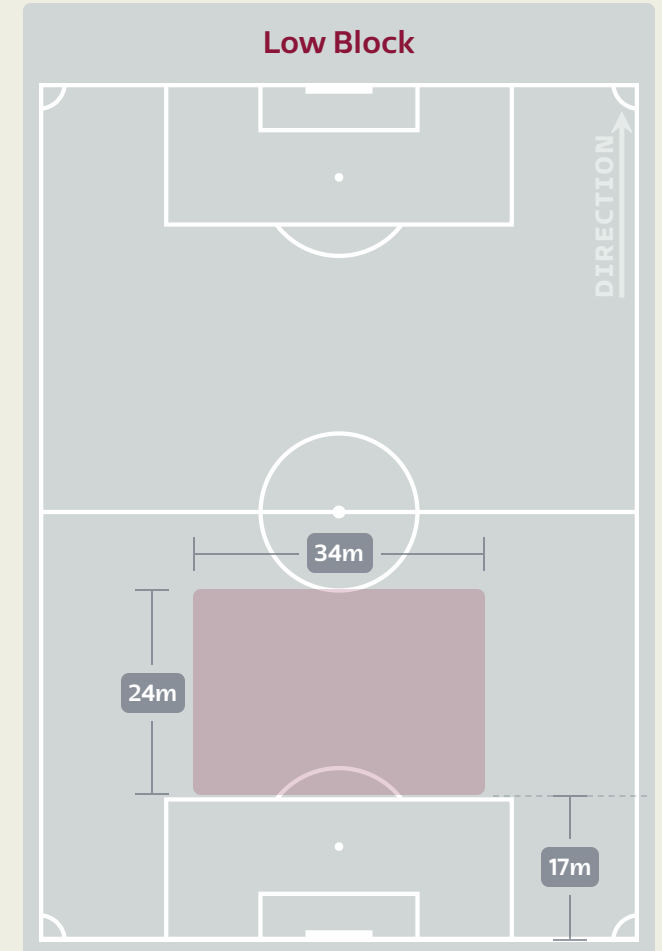
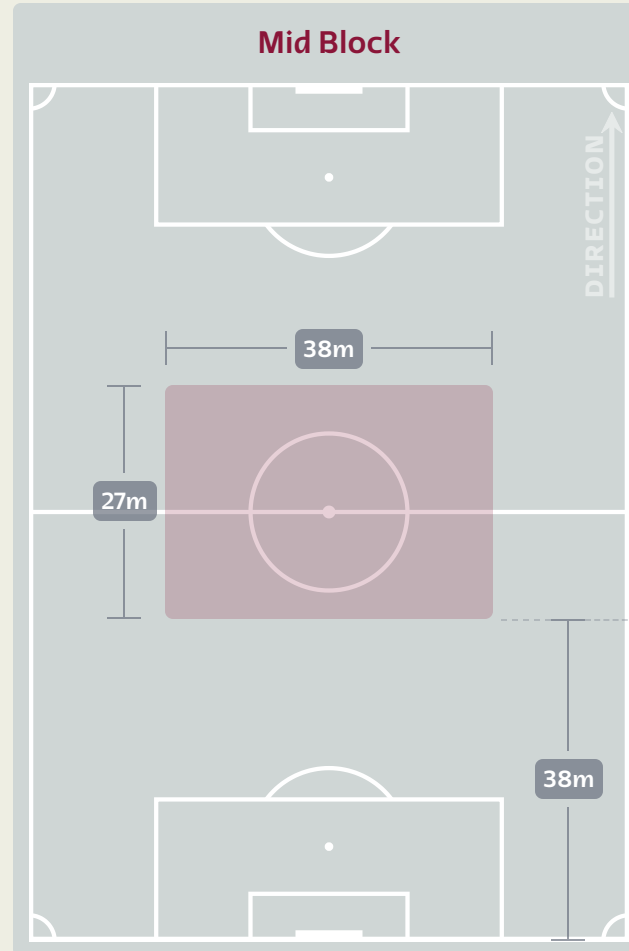
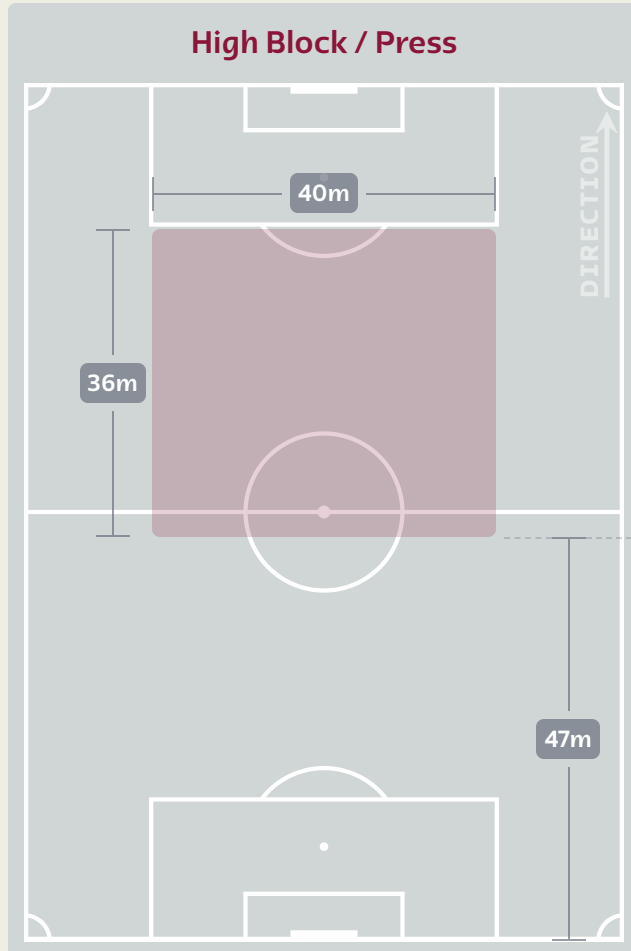
Switzerland



#	Player	Total Possession Regains
1	SOMMER Yann	4
2	FERNANDES Edimilson	0
5	AKANJI Manuel	3
7	EMBOLO Breel	2
8	FREULER Remo	1
10	XHAKA Granit	2
13	RODRIGUEZ Ricardo	4
15	SOW Djibril	2
17	VARGAS Ruben	1
22	SCHAER Fabian	2
23	SHAQIRI Xherdan	0
6	ZAKARIA Denis	0
9	SEFEROVIC Haris	0
18	COEMERT Eray	3
19	OKAFOR Noah	0
26	JASHARI Ardon	0

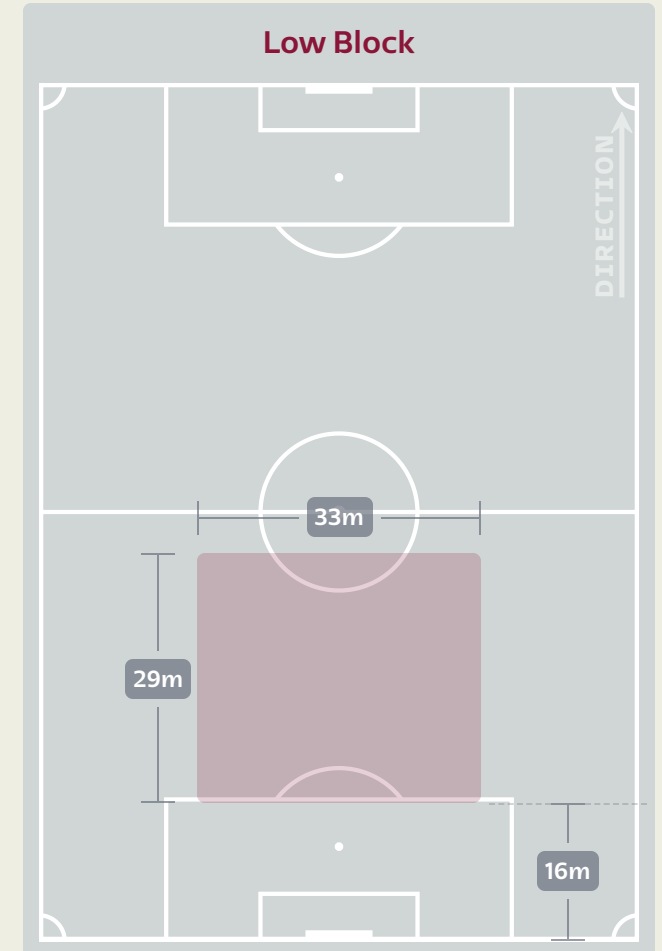
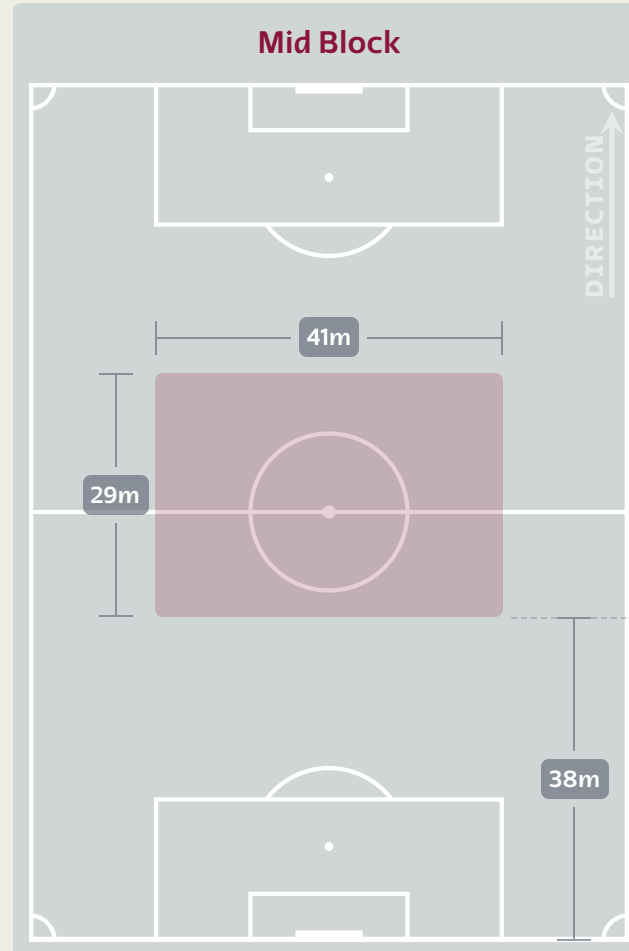
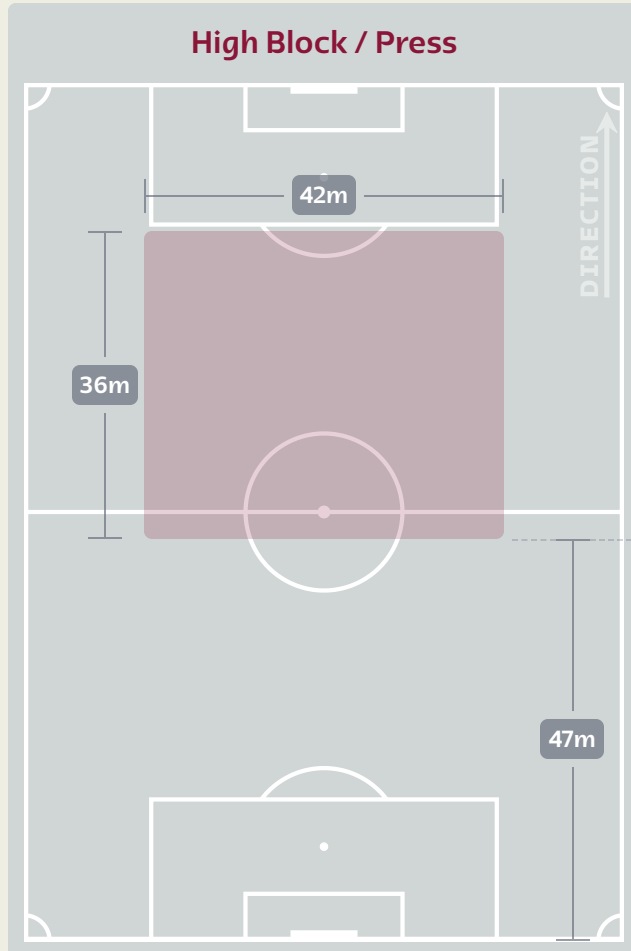
Defensive Line Height & Team Length

Portugal



Defensive Line Height & Team Length

Switzerland

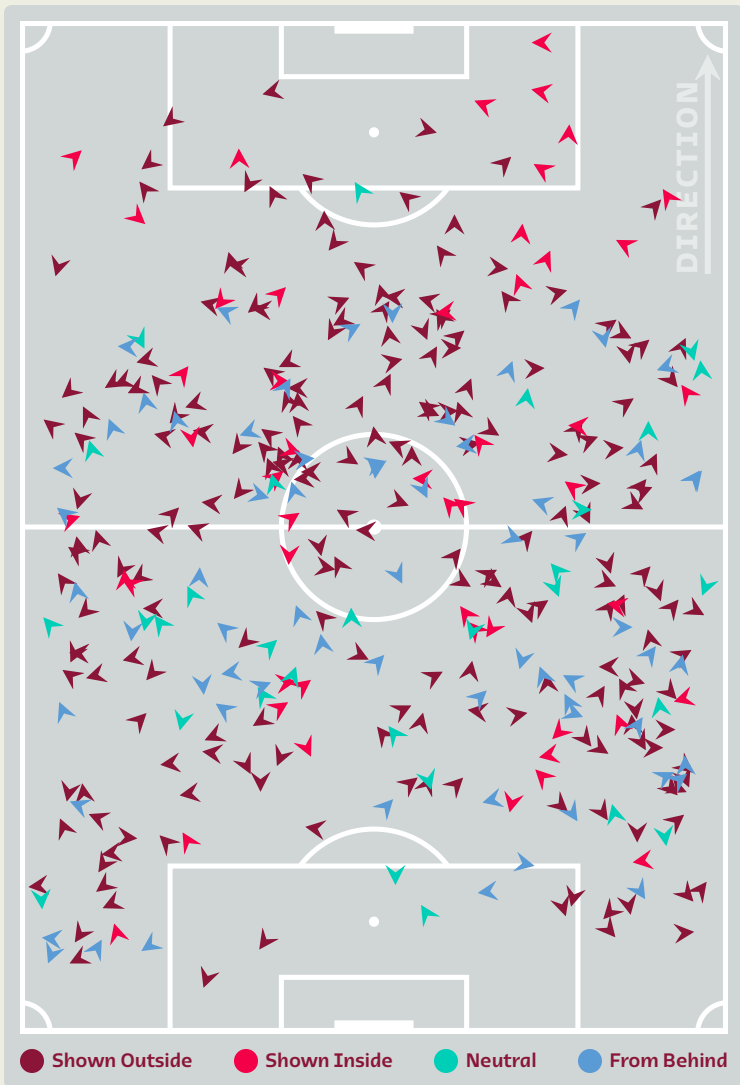


Defensive Pressure



Portugal

Switzerland



357	Total Pressures	240
51	Direct Pressures	31
1.61s	Avg Pressure Duration	1.6s
71	Forced Turnovers	54
12s	Ball Recovery Time	12.91s
181	Pushing on into Pressing	110
419	Pushing on	304
50	Pressing Direction Inside	40
211	Pressing Direction Outside	131

Most Direct Pressures

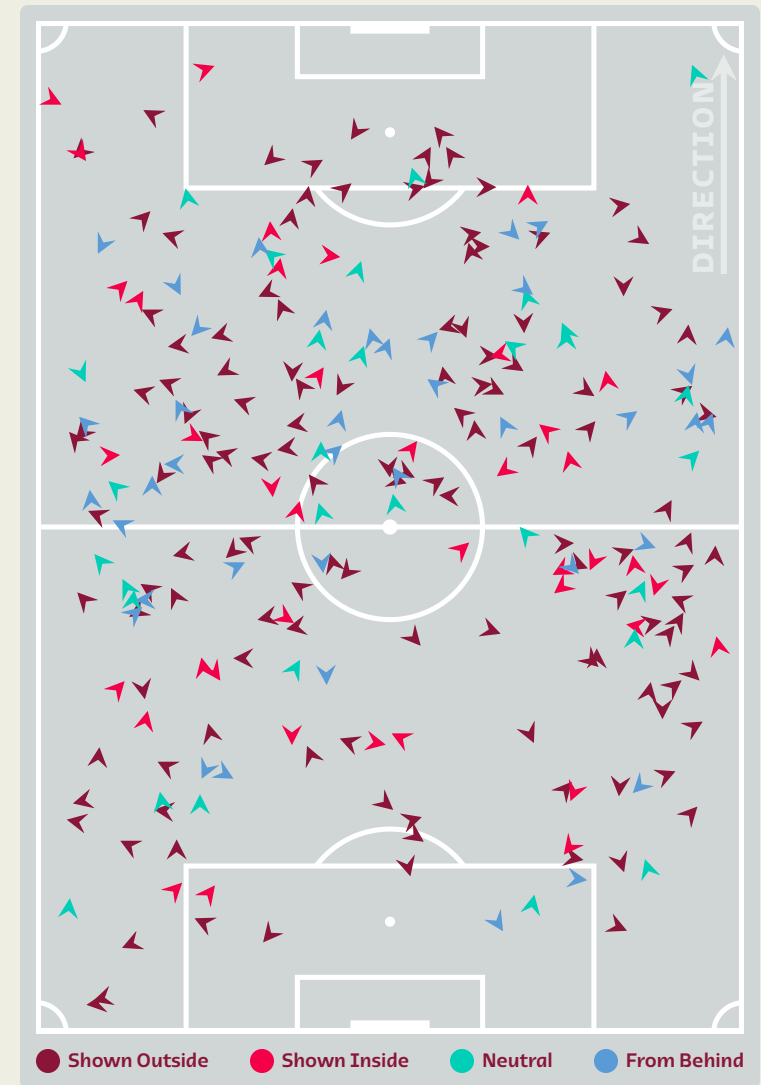
9

WILLIAM CARVALHO
DEFENSIVE MIDFIELD CENTRE

Most Direct Pressures

4

EMBOLO Breel
CENTRE FORWARD RIGHT



● Shown Outside ● Shown Inside ● Neutral ● From Behind



FIFA WORLD CUP
Qatar 2022



GOALKEEPING



Portugal v Switzerland

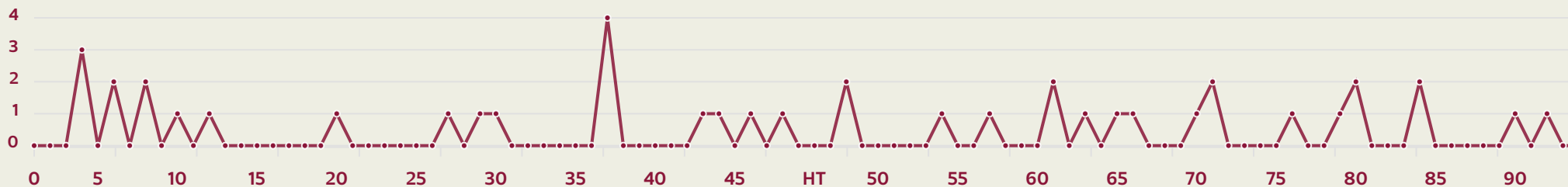


Goalkeeping Involvement



Portugal

Portugal GK Involvement Timeline

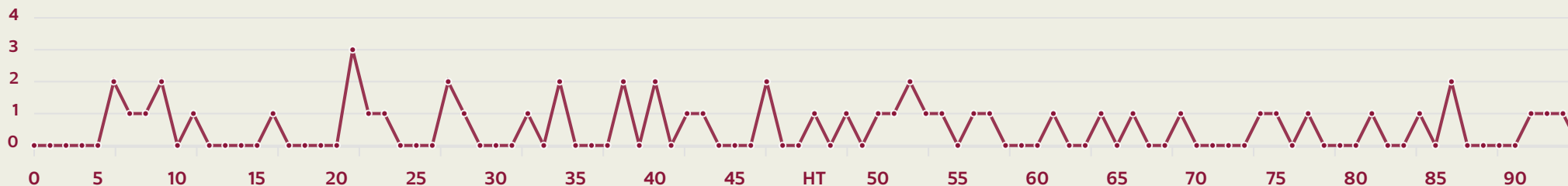


44
Total Involvements



Switzerland

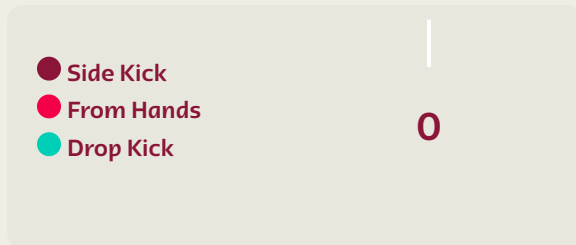
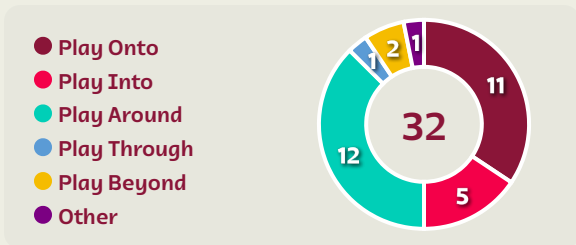
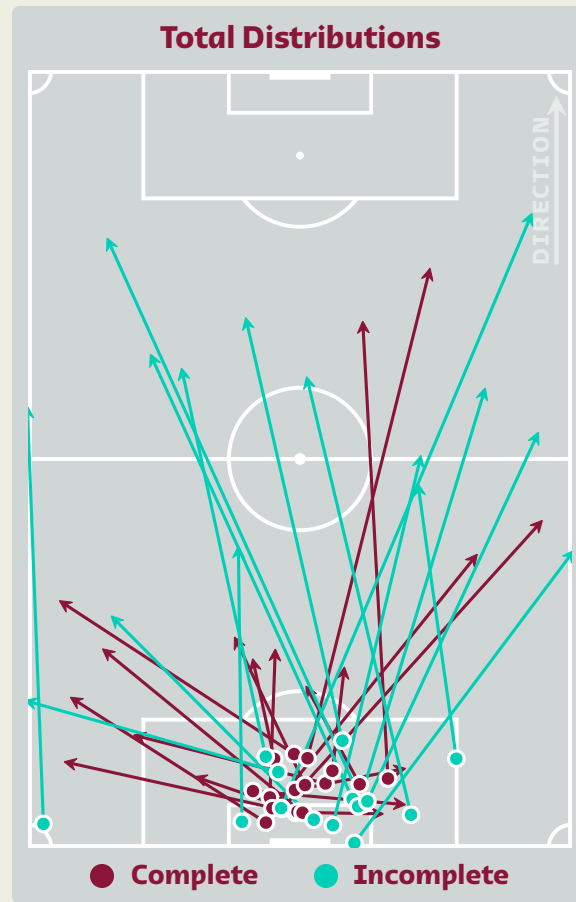
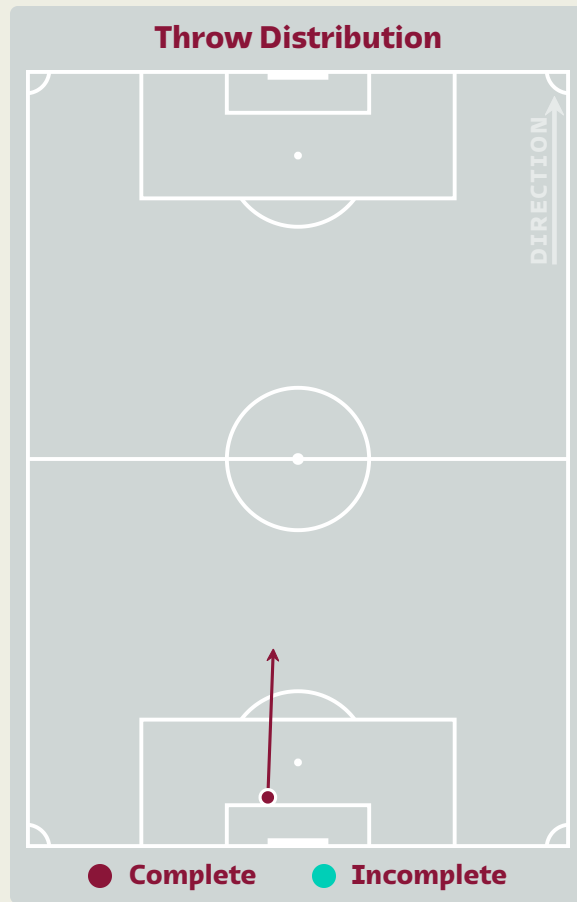
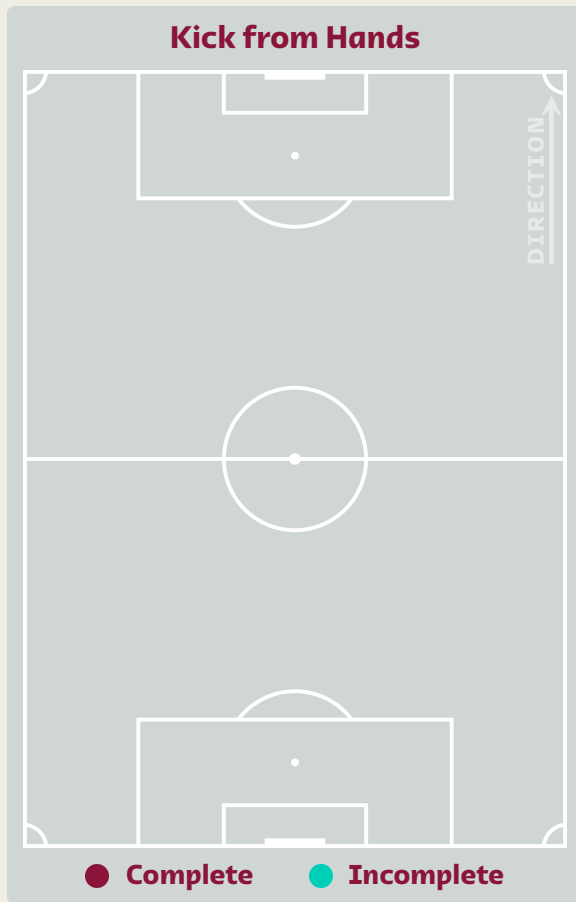
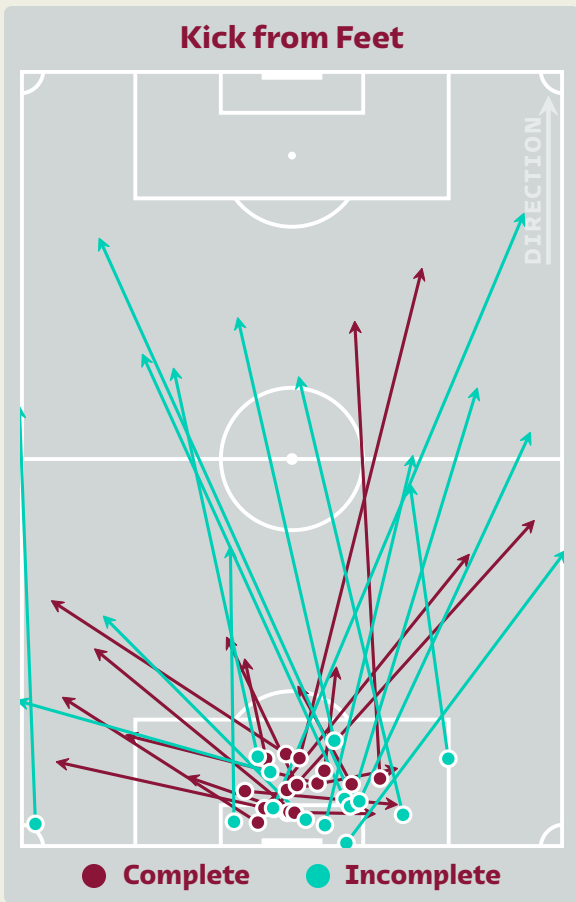
Switzerland GK Involvement Timeline



51
Total Involvements

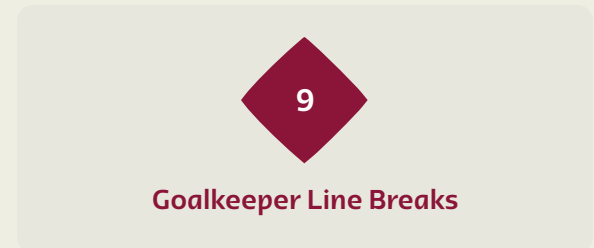
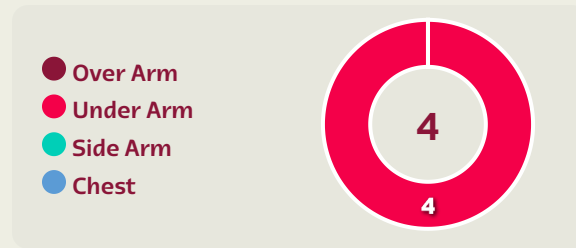
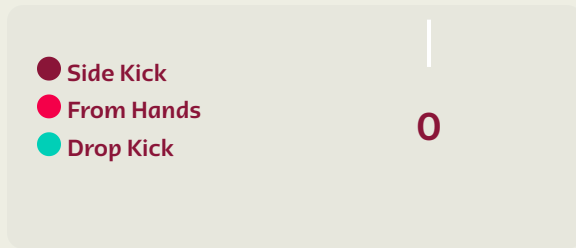
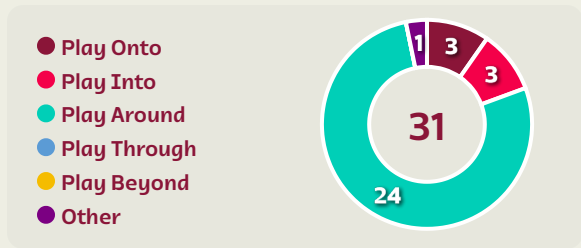
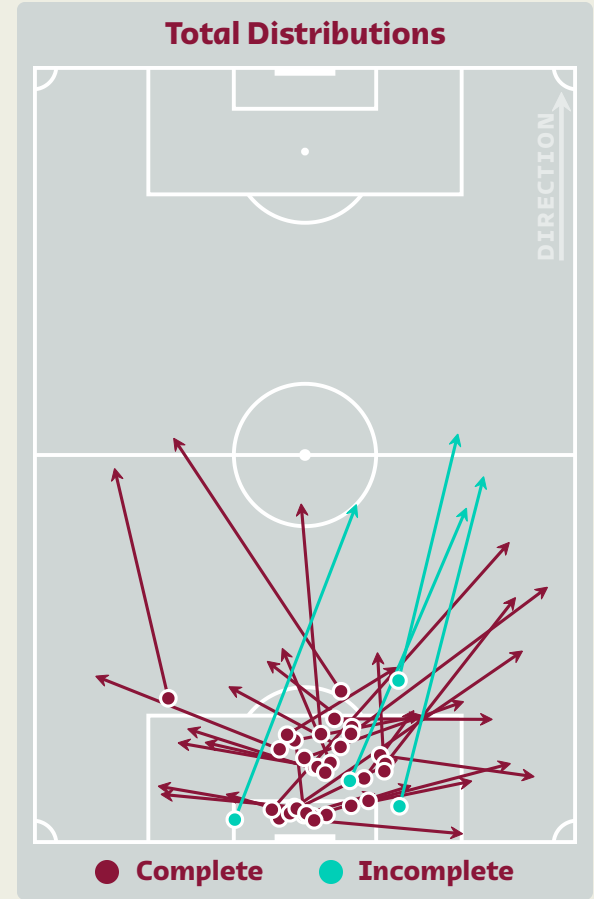
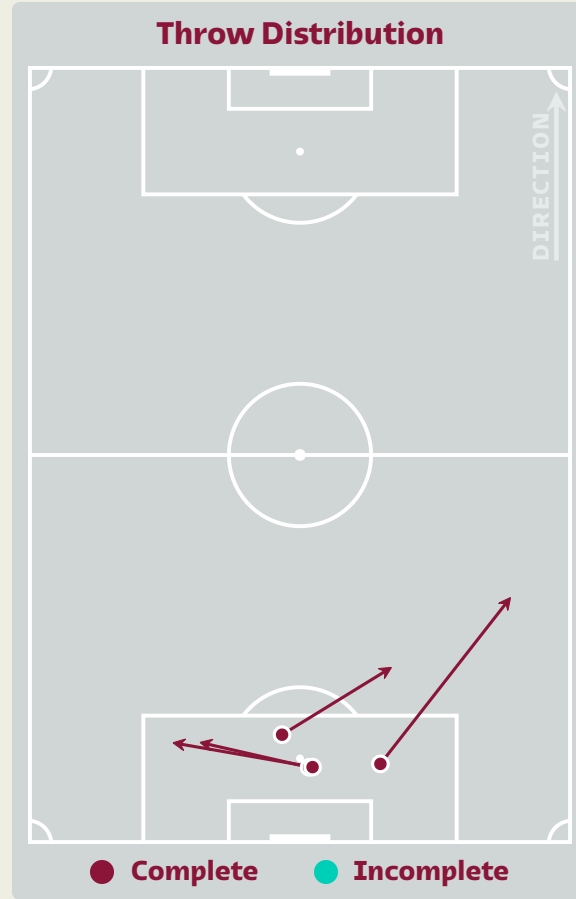
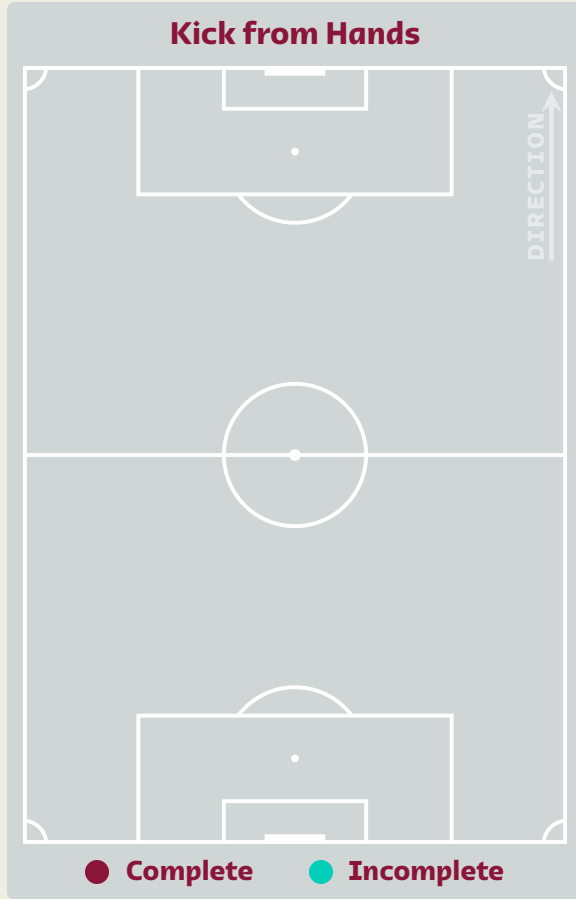
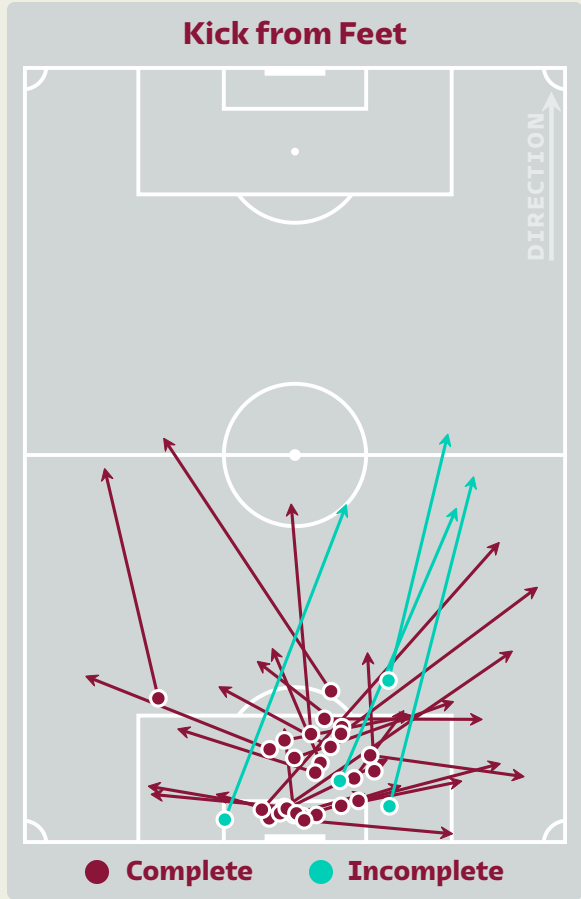
Goalkeeping Distribution

Portugal



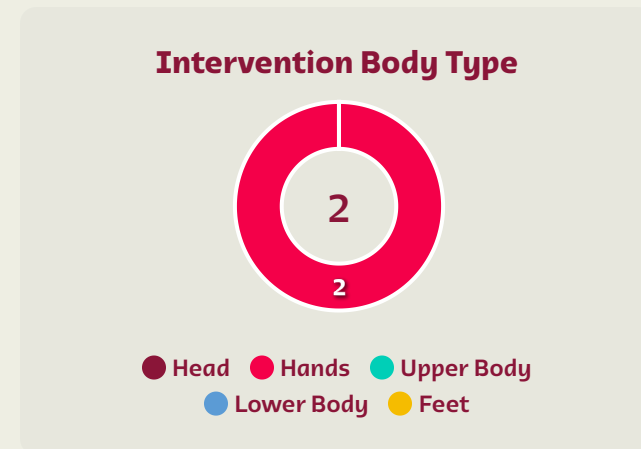
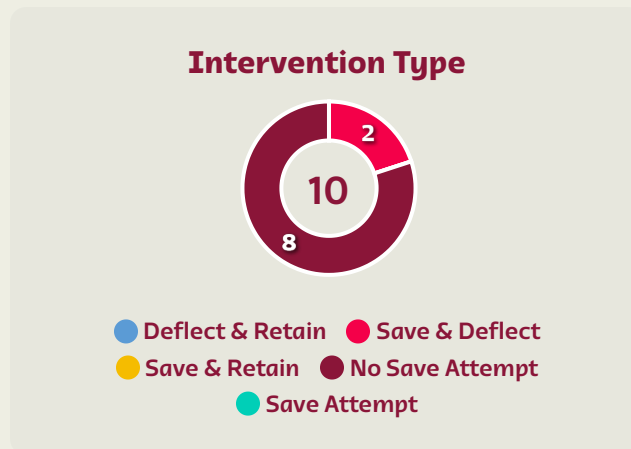
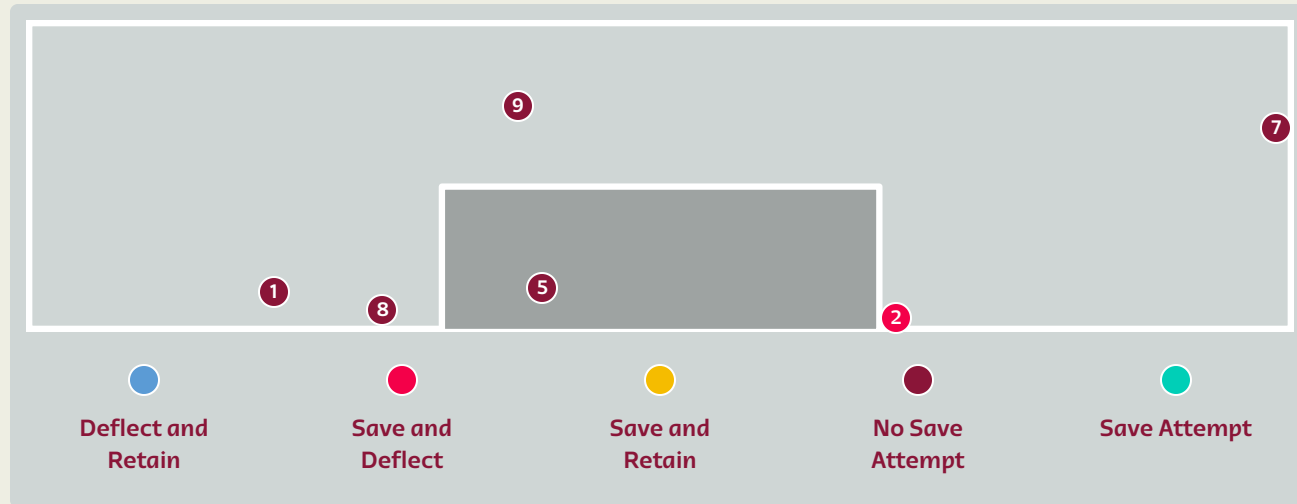
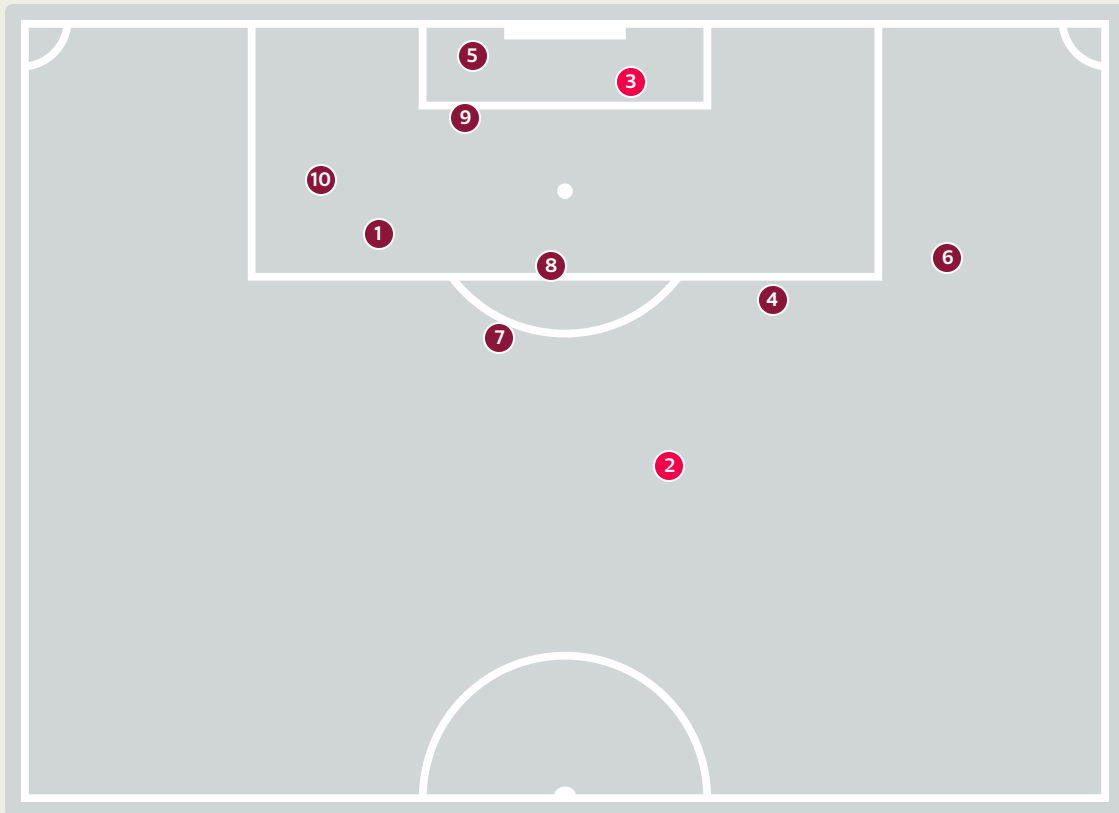
Goalkeeping Distribution

Switzerland



Goal Prevention

Portugal

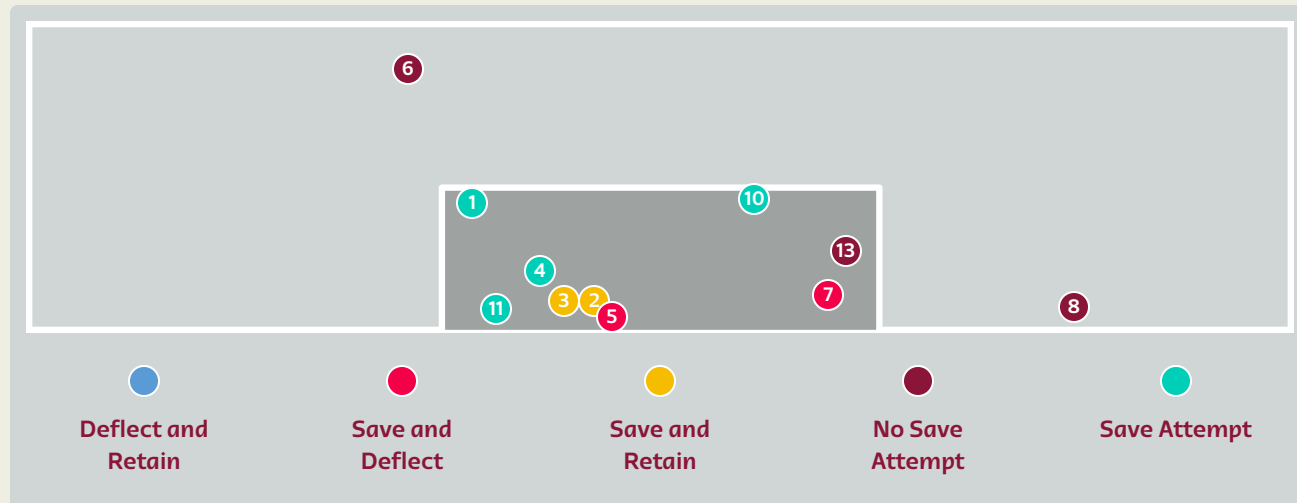
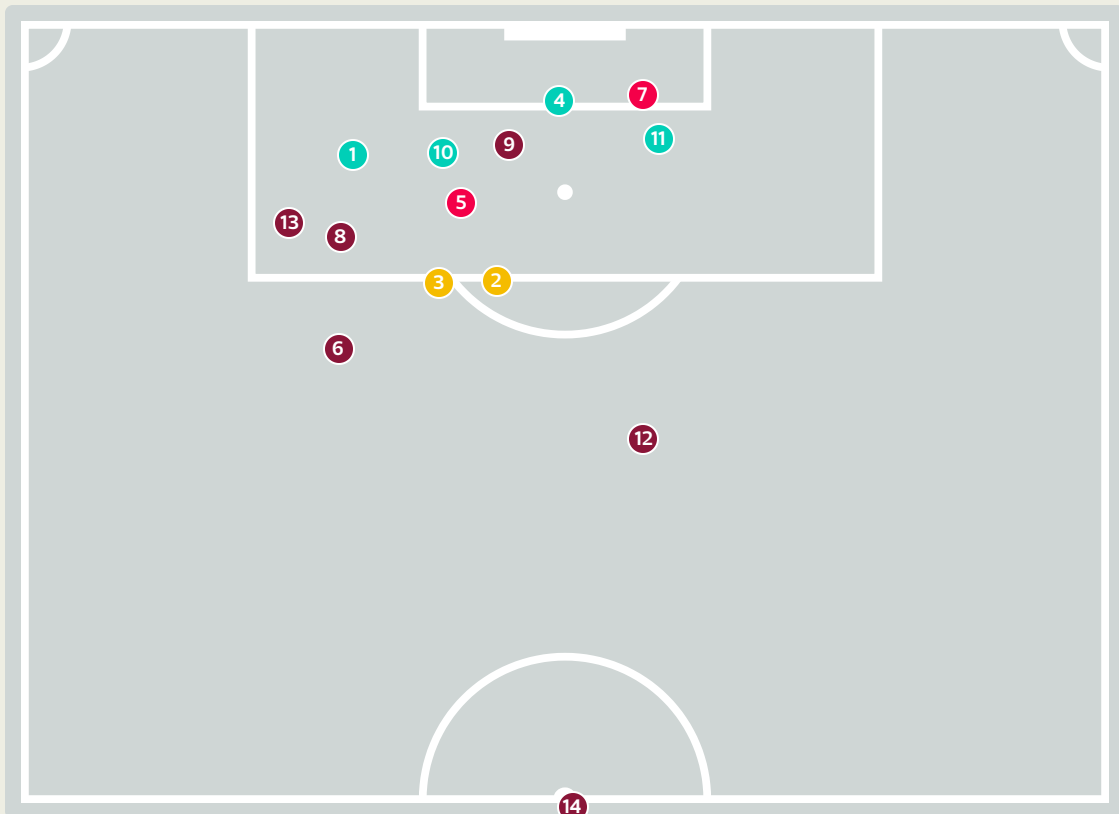


10
Total Attempts on Goal Faced

0
Save %

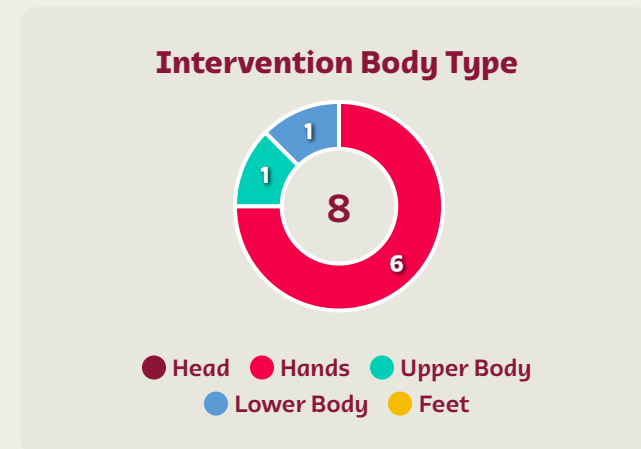
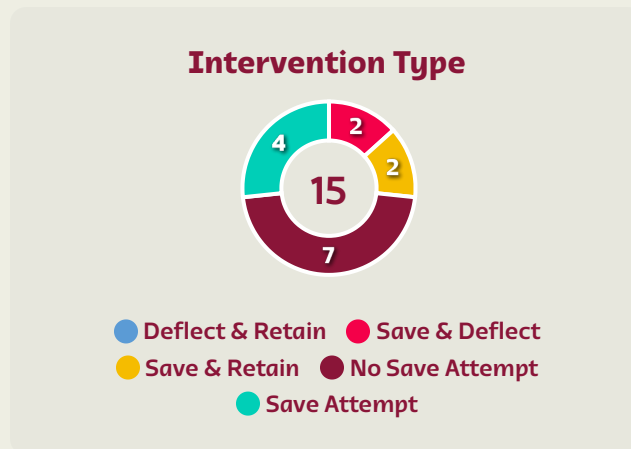
Total Attempts on Goal Faced	Total Goal Interventions	Save & Retain	Deflect & Retain	Save & Deflect	Save Attempt	No Save Attempt
10	2	0	0	2	0	8

Goal Prevention



15
Total Attempts on Goal Faced

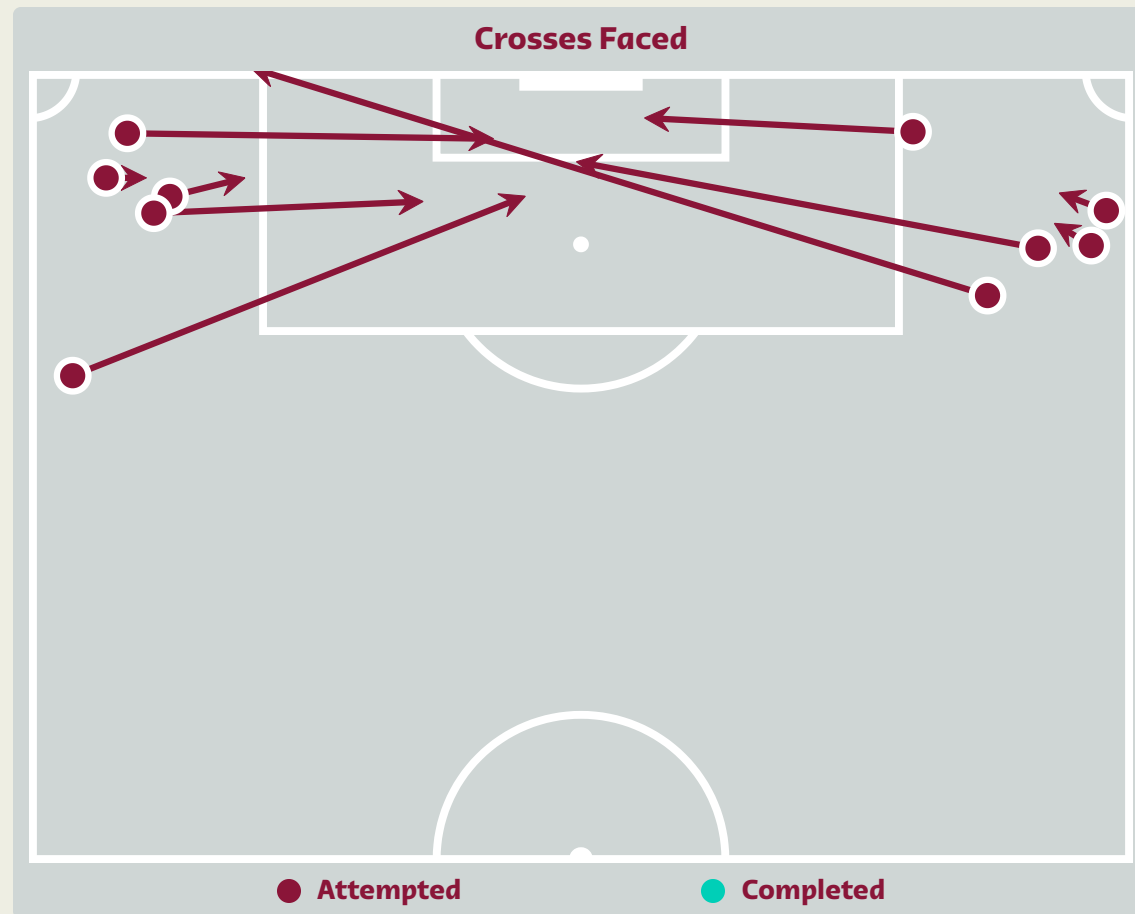
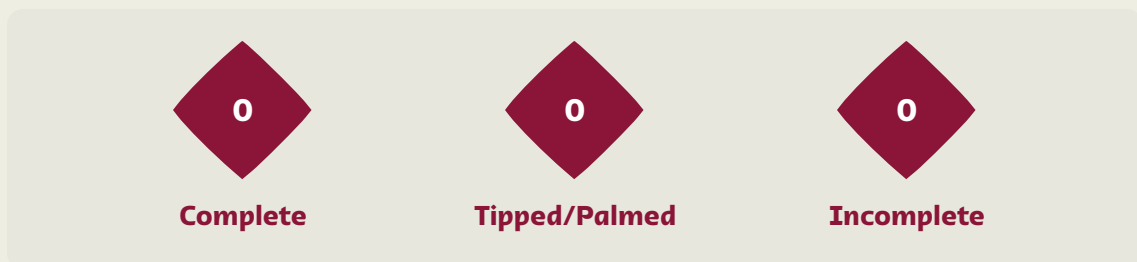
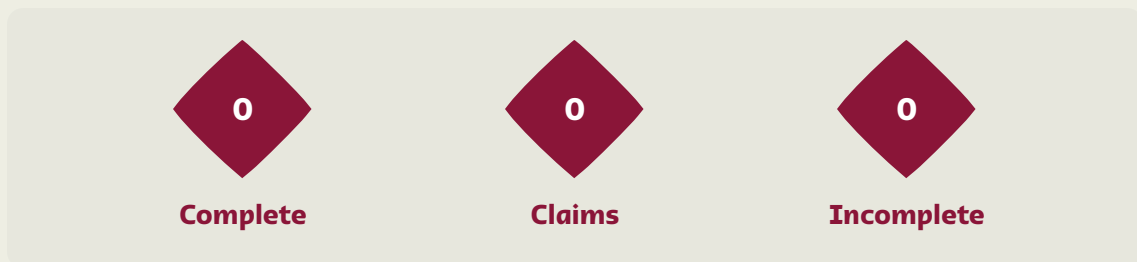
33
Save %



Total Attempts on Goal Faced	Total Goal Interventions	Save & Retain	Deflect & Retain	Save & Deflect	Save Attempt	No Save Attempt
15	4	2	0	2	4	7

Aerial Control

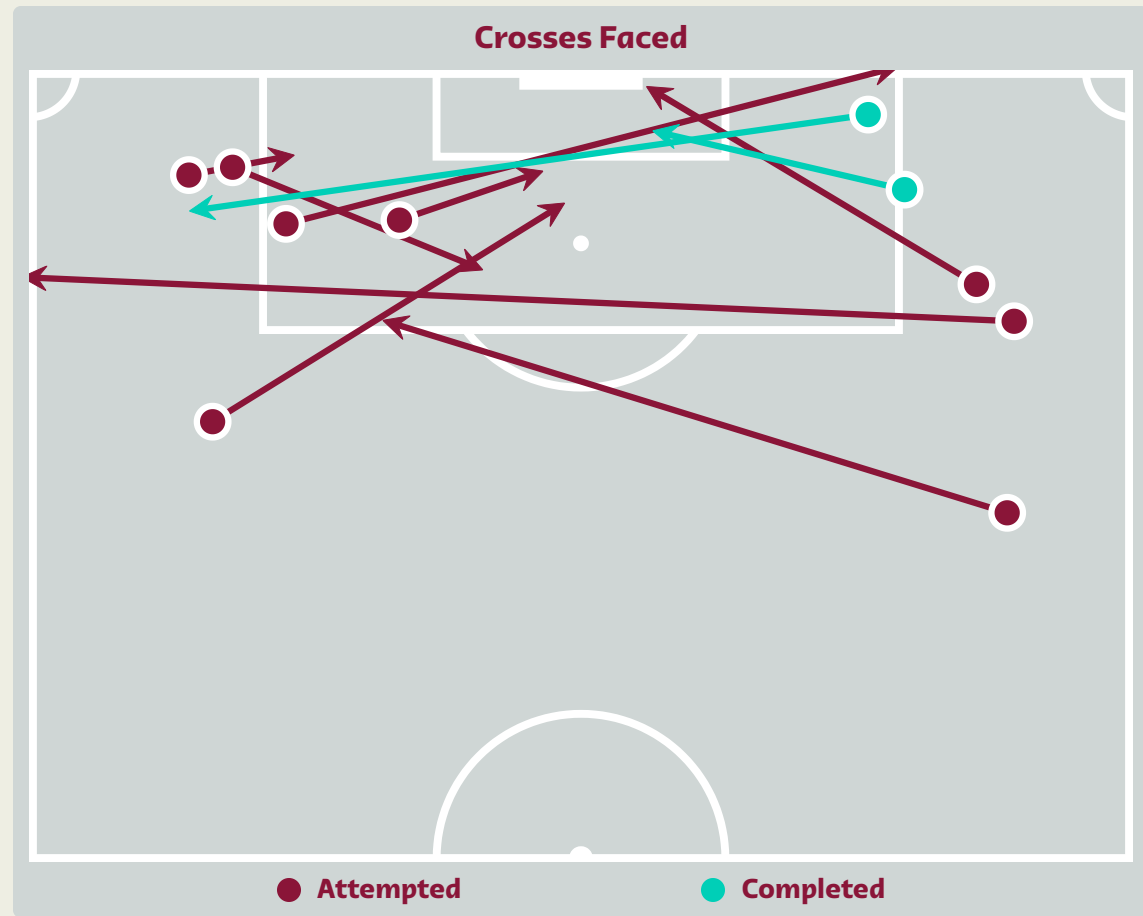

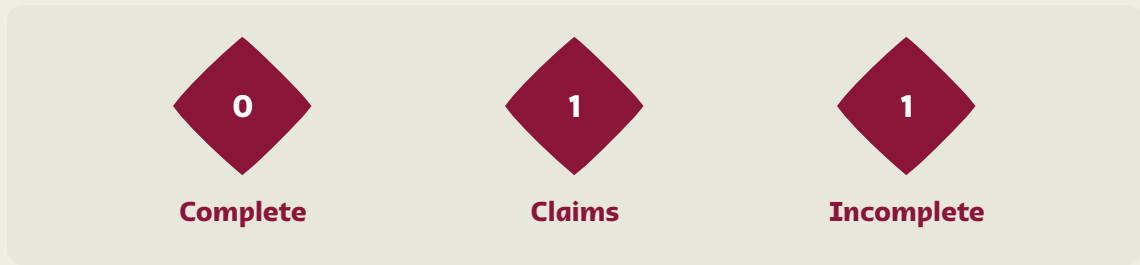
Portugal



Delivery Types Faced

Total	In Swing	Out Swing	Driven	Lofted	Cutback	Push
15	4	2	4	5	0	0

Aerial Control



Delivery Types Faced

Total	In Swing	Out Swing	Driven	Lofted	Cutback	Push
14	1	5	0	6	0	2



FIFA WORLD CUP
Qatar 2022



SET PLAYS



Portugal v Switzerland



Set Plays - Corners

Portugal



37

Total Set Plays

13

Total Free Kicks

0

Total Penalties

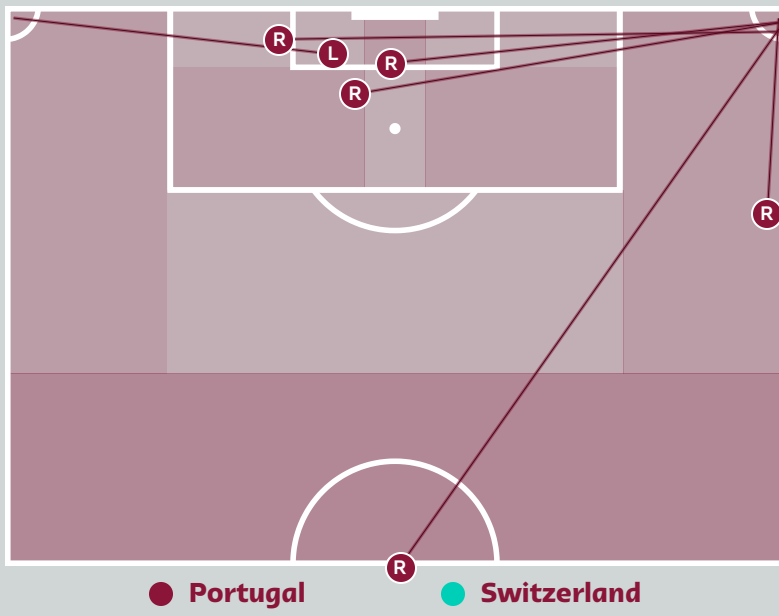
6

Total Corners

18

Total Throw Ins

Corners - First Contact



Delivery Type	From Left Side	From Right Side	Total
Direct to Area	1	3	4
Short	0	2	2
Edge of Penalty Area	0	0	0

Delivery Style	Total
Inswing	0
Outswing	3
Driven	0

Free Kicks

Type	Total
Direct	12
Direct (on target)	0
Direct (off target)	1
Indirect	1

First Contacts on Portugal Crosses

6

By Portugal

0

By Switzerland

Top 5 Player First Contacts

Player	Team	Total
PEPE	Portugal	4
BERNARDO SILVA	Portugal	1
GONCALO RAMOS	Portugal	1

Set Plays - Corners



48

Total Set Plays

15

Total Free Kicks

0

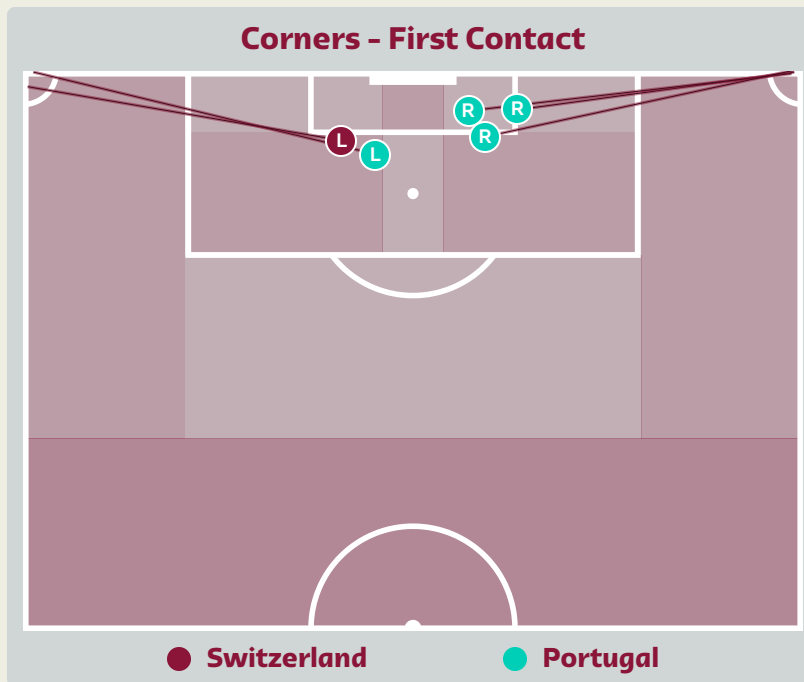
Total Penalties

6

Total Corners

27

Total Throw Ins



Delivery Type	From Left Side	From Right Side	Total
Direct to Area	1	4	5
Short	1	0	1
Edge of Penalty Area	0	0	0

Delivery Style	Total
Inswing	3
Outswing	1
Driven	0

Free Kicks	
Type	Total
Direct	12
Direct (on target)	0
Direct (off target)	1
Indirect	3

First Contacts on Switzerland Crosses

1

By Switzerland

4

By Portugal

Top 5 Player First Contacts		
Player	Team	Total
GONCALO RAMOS	Portugal	2
XHAKA Granit	Switzerland	1
DIOGO DALOT	Portugal	1
BRUNO FERNANDES	Portugal	1



FIFA WORLD CUP
Qatar 2022



INDIVIDUAL DATA IN POSSESSION



Portugal v Switzerland



In Possession - Distributions

Portugal



#	Player	Passes Attempted	Passes Completed	Pass Completion %	Switches of Play	Crosses Attempted	Crosses Completed	Line Breaks Attempted	Line Breaks Completed	Line Break Completion %	Ball Progressions	Take Ons	Step Ins	Attempts at Goal	Goals
22	DIOGO COSTA	33	18	55%	0	0	0	19	7	36%	0	0	0	0	0
2	DIOGO DALOT	34	28	82%	1	1	1	8	6	75%	1	0	1	0	0
3	PEPE	49	39	80%	2	1	0	16	9	56%	0	0	0	3	1
4	RUBEN DIAS	44	38	86%	0	0	0	14	10	71%	0	0	0	0	0
5	RAPHAEL GUERREIRO	41	40	98%	0	3	1	11	9	81%	1	0	1	2	1
8	BRUNO FERNANDES	38	32	84%	3	3	2	4	2	50%	1	0	1	0	0
10	BERNARDO SILVA	42	40	95%	0	2	0	6	5	83%	5	0	5	0	0
11	JOAO FELIX	31	26	84%	2	2	1	12	9	75%	4	3	1	1	0
14	WILLIAM CARVALHO	60	55	92%	0	0	0	21	18	85%	0	0	0	0	0
25	OTAVIO	35	31	89%	0	0	0	7	4	57%	3	0	3	1	0
26	GONCALO RAMOS	10	7	70%	0	0	0	0	0	0%	1	1	0	5	3
7	CRISTIANO RONALDO	5	4	80%	0	0	0	2	2	100%	0	0	0	1	0
15	RAFAEL LEAO	2	2	100%	0	1	0	0	0	0%	0	0	0	1	1
16	VITINHA	12	10	83%	0	1	1	2	2	100%	1	0	1	0	0
18	RUBEN NEVES	13	13	100%	0	0	0	3	3	100%	0	0	0	0	0
21	RICARDO HORTA	12	9	75%	0	0	0	1	0	0%	0	0	0	0	0

In Possession - Offers & Receptions

Portugal



			Offer movement types						
#	Player	Total Offers	In Front	In Between	Out to In	In to Out	In Behind	No Movement	Offers Received
22	DIOGO COSTA	12	0	0	0	0	0	12	8
2	DIOGO DALOT	63	14	1	2	0	20	26	15
3	PEPE	65	14	2	0	0	1	48	31
4	RUBEN DIAS	15	1	0	0	0	0	14	5
5	RAPHAEL GUERREIRO	50	9	4	4	1	18	14	15
8	BRUNO FERNANDES	56	8	15	1	1	22	9	19
10	BERNARDO SILVA	78	23	16	3	13	10	13	30
11	JOAO FELIX	72	7	31	5	5	13	11	24
14	WILLIAM CARVALHO	45	26	10	0	1	0	8	21
25	OTAVIO	55	16	20	3	5	3	8	11
26	GONCALO RAMOS	42	0	19	0	2	17	4	8
7	CRISTIANO RONALDO	12	0	2	1	1	8	0	2
15	RAFAEL LEO	4	0	0	1	1	1	1	3
16	VITINHA	19	8	6	1	0	1	3	6
18	RUBEN NEVES	12	5	0	0	0	0	7	6
21	RICARDO HORTA	14	0	9	0	1	3	1	4

In Possession - Distributions

Switzerland

#	Player	Passes Attempted	Passes Completed	Pass Completion %	Switches of Play	Crosses Attempted	Crosses Completed	Line Breaks Attempted	Line Breaks Completed	Line Break Completion %	Ball Progressions	Take Ons	Step Ins	Attempts at Goal	Goals
1	SOMMER Yann	35	31	89%	0	0	0	9	6	66%	0	0	0	0	0
2	FERNANDES Edimilson	49	43	88%	0	5	0	12	9	75%	2	0	2	0	0
5	AKANJI Manuel	65	58	89%	2	0	0	19	14	73%	3	0	3	1	1
7	EMBOLO Breel	17	13	76%	0	0	0	0	0	0%	1	0	1	2	0
8	FREULER Remo	24	17	71%	0	0	0	6	3	50%	1	0	1	1	0
10	XHAKA Granit	75	63	84%	0	0	0	24	18	75%	0	0	0	1	0
13	RODRIGUEZ Ricardo	60	53	88%	1	3	0	21	18	85%	0	0	0	0	0
15	SOW Djibril	17	15	88%	0	0	0	5	4	80%	2	1	1	0	0
17	VARGAS Ruben	32	26	81%	0	2	0	5	1	20%	3	0	3	0	0
22	SCHAER Fabian	31	27	87%	0	0	0	7	3	42%	0	0	0	1	0
23	SHAQIRI Xherdan	34	26	76%	1	5	1	10	8	80%	0	0	0	2	0
6	ZAKARIA Denis	14	12	86%	0	0	0	1	1	100%	1	1	0	1	0
9	SEFEROVIC Haris	8	6	75%	0	0	0	3	2	66%	0	0	0	0	0
18	COEMERT Eray	36	33	92%	0	0	0	8	7	87%	2	0	2	0	0
19	OKAFOR Noah	10	8	80%	0	0	0	1	0	0%	0	0	0	1	0
26	JASHARI Ardon	5	5	100%	0	0	0	1	1	100%	0	0	0	0	0

In Possession - Offers & Receptions



			Offer movement types						
#	Player	Total Offers	In Front	In Between	Out to In	In to Out	In Behind	No Movement	Offers Received
1	SOMMER Yann	21	0	0	0	0	0	21	8
2	FERNANDES Edimilson	69	18	1	0	0	15	35	19
5	AKANJI Manuel	28	12	0	0	0	0	16	13
7	EMBOLO Breel	80	9	40	4	2	23	2	10
8	FREULER Remo	58	16	19	2	6	7	8	16
10	XHAKA Granit	107	69	24	2	4	0	8	41
13	RODRIGUEZ Ricardo	33	14	2	0	0	7	10	14
15	SOW Djibril	21	7	6	0	0	7	1	2
17	VARGAS Ruben	36	2	0	0	0	14	20	19
22	SCHAER Fabian	18	1	0	0	0	0	17	12
23	SHAQIRI Xherdan	52	6	12	2	3	18	11	23
6	ZAKARIA Denis	29	16	3	0	3	2	5	12
9	SEFEROVIC Haris	25	1	11	1	0	12	0	3
18	COEMERT Eray	23	1	0	0	0	1	21	13
19	OKAFOR Noah	9	0	0	1	0	5	3	5
26	JASHARI Ardon	8	7	0	0	0	0	1	4



FIFA WORLD CUP
Qatar 2022



INDIVIDUAL DATA OUT OF POSSESSION



Portugal v Switzerland



Out of Possession

Portugal



#	Player	Tackles Made / Won	Blocks	Interceptions	Pressing Direct	Pressing Indirect	Forced Turnovers	Duels Won - Aerial	Duels Won - Physical	Possession Contests won	Clearances	Loose Ball Receptions	Pushing On	Pushing On into Pressing	Possession Regains	Possession Interrupted
22	DIOGO COSTA	0 / 0	0	0	0	0	0	0	0	0	0	2	0	0	1	0
2	DIOGO DALOT	3 / 2	8	2	6	17	0	1	0	1	2	6	37	11	8	5
3	PEPE	1 / 0	4	0	3	2	0	4	0	4	7	4	15	1	3	3
4	RUBEN DIAS	2 / 0	0	1	1	4	0	1	0	1	3	5	25	2	1	4
5	RAPHAEL GUERREIRO	2 / 1	2	2	7	13	0	1	0	1	0	6	29	9	3	1
8	BRUNO FERNANDES	2 / 1	3	1	5	53	0	0	0	0	1	4	38	22	4	1
10	BERNARDO SILVA	2 / 0	2	0	6	66	0	1	0	1	2	4	69	41	0	3
11	JOAO FELIX	1 / 1	4	0	1	21	0	1	0	1	0	2	29	14	1	4
14	WILLIAM CARVALHO	3 / 1	1	1	9	22	0	1	0	1	1	4	38	16	2	1
25	OTAVIO	4 / 1	0	0	7	20	0	0	0	2	0	7	36	8	2	0
26	GONCALO RAMOS	0 / 0	1	0	1	42	0	3	1	4	2	2	50	27	0	3
7	CRISTIANO RONALDO	0 / 0	1	0	0	7	0	0	0	0	0	1	12	4	0	0
15	RAFAEL LEAO	0 / 0	0	0	1	3	0	0	0	0	0	0	3	1	0	0
16	VITINHA	2 / 1	2	0	2	14	0	0	0	0	0	2	9	6	2	2
18	RUBEN NEVES	1 / 0	0	0	1	8	0	0	0	0	1	1	10	6	1	0
21	RICARDO HORTA	1 / 0	0	0	1	14	0	0	0	0	0	3	19	13	0	0

Out of Possession



#	Player	Tackles Made / Won	Blocks	Interceptions	Pressing Direct	Pressing Indirect	Forced Turnovers	Duels Won - Aerial	Duels Won - Physical	Possession Contests won	Clearances	Loose Ball Receptions	Pushing On	Pushing On into Pressing	Possession Regains	Possession Interrupted
1	SOMMER Yann	0 / 0	0	0	0	0	0	0	0	0	0	2	0	0	4	0
2	FERNANDES Edimilson	0 / 0	1	0	1	17	0	0	0	1	2	5	36	13	0	2
5	AKANJI Manuel	1 / 0	2	3	2	2	0	3	0	3	2	5	19	2	3	3
7	EMBOLO Breel	1 / 1	1	0	4	34	0	0	1	1	0	3	41	24	2	1
8	FREULER Remo	0 / 0	2	0	2	26	0	0	0	0	0	4	22	9	1	0
10	XHAKA Granit	3 / 1	1	1	4	23	0	2	0	2	2	7	41	10	2	3
13	RODRIGUEZ Ricardo	4 / 0	3	2	4	7	0	5	0	5	5	4	21	5	4	6
15	SOW Djibril	0 / 0	0	0	1	21	0	0	0	0	0	3	25	6	2	0
17	VARGAS Ruben	1 / 0	0	0	4	12	0	2	0	3	3	1	23	9	1	1
22	SCHAER Fabian	2 / 0	1	0	1	4	0	2	0	2	5	3	4	1	2	3
23	SHAQIRI Xherdan	0 / 0	0	0	4	30	0	0	0	0	0	1	24	12	0	0
6	ZAKARIA Denis	0 / 0	0	0	0	8	0	0	0	0	1	1	16	6	0	1
9	SEFEROVIC Haris	0 / 0	1	0	0	9	0	0	0	0	0	0	10	4	0	1
18	COEMERT Eray	2 / 0	3	1	1	4	0	0	0	0	4	3	7	1	3	4
19	OKAFOR Noah	0 / 0	0	0	3	11	0	0	0	0	0	1	12	8	0	0
26	JASHARI Ardon	0 / 0	0	0	0	1	0	0	0	0	1	1	3	0	0	1



FIFA WORLD CUP
Qatar 2022



INDIVIDUAL DATA PHYSICAL



Portugal v Switzerland



Physical Data

Portugal



#	Player	Total Distance (m)	Zone 1: 0-7 km/h (m)	Zone 2: 7-15 km/h (m)	Zone 3: 15-20 km/h (m)	Zone 4: 20-25 km/h (m)	Zone 5: 25+ km/h (m)	High Speed Runs (Zone 4)	Sprints (Zone 5)	Top Speed (km/h)
22	DIOGO COSTA	4786.9	3935.8	780.7	62.7	7.7	0	9	1	22.2
2	DIOGO DALOT	10035.8	4138.8	3520.6	1353.8	666.4	356.3	119	50	34.5
3	PEPE	10469.7	3815.2	4506.2	1567.3	482.7	98.4	121	34	30.4
4	RUBEN DIAS	10666.0	3572.0	5537.8	1127.4	356.2	73.6	93	24	31.4
5	RAPHAEL GUERREIRO	10905.1	3647.7	5062.1	1344.6	568.2	282.4	118	44	30.9
8	BRUNO FERNANDES	10503.1	3567.9	4323.1	1635.3	701.6	275.2	131	55	30.2
10	BERNARDO SILVA	11003.3	2826.7	5277.2	1961.9	760.3	178.3	162	54	28.9
11	JOAO FELIX	8670.0	3022.4	3881.6	1196.5	435.2	135.3	106	29	30.1
14	WILLIAM CARVALHO	11475.4	4073.8	4878.2	2020.8	467.0	34.4	161	33	30.4
25	OTAVIO	9364.3	2797.1	4155.0	1820.4	489.8	101.1	133	33	28.8
26	GONCALO RAMOS	9235.5	2982.1	3544.6	1547.9	848.7	312.2	138	62	31.5
7	CRISTIANO RONALDO	2347.5	860.6	850.3	351.9	160.6	124.2	30	13	30.4
15	RAFAEL LEAO	913.8	256.1	403.6	158.3	59.6	36.2	12	6	30.0
16	VITINHA	2786.7	705.0	1247.3	547.6	232.7	54.1	49	15	29.1
18	RUBEN NEVES	1763.9	429.3	965.0	272.3	89.1	8.1	25	7	26.9
21	RICARDO HORTA	2798.4	772.6	1218.4	443.5	264.7	99.1	39	20	28.9

Physical Data



#	Player	Total Distance (m)	Zone 1: 0-7 km/h (m)	Zone 2: 7-15 km/h (m)	Zone 3: 15-20 km/h (m)	Zone 4: 20-25 km/h (m)	Zone 5: 25+ km/h (m)	High Speed Runs (Zone 4)	Sprints (Zone 5)	Top Speed (km/h)
1	SOMMER Yann	4427.9	3555.6	783.3	82.4	6.6	0	10	1	22.4
2	FERNANDES Edimilson	10288.9	3336.7	4834.7	1248.0	658.5	210.9	118	48	31.5
5	AKANJI Manuel	9184.5	3428.6	4214.8	1098.5	382.1	60.6	98	29	29.6
7	EMBOLO Breel	8602.5	3705.1	3023.8	1144.1	392.3	337.2	101	40	34.1
8	FREULER Remo	7481.9	2140.6	3289.0	1349.0	583.6	119.7	117	38	28.6
10	XHAKA Granit	11392.7	2931.3	5517.5	2112.2	692.7	139.0	167	48	29.6
13	RODRIGUEZ Ricardo	9569.3	4004.7	3519.6	1159.8	754.1	131.1	103	51	31.5
15	SOW Djibril	7160.0	1607.4	3803.4	1352.5	363.0	34.4	99	31	30.7
17	VARGAS Ruben	7606.5	2884.4	2730.0	1141.0	636.7	214.5	104	43	31.8
22	SCHAER Fabian	4635.7	1848.7	1948.9	496.5	242.0	100.1	49	20	30.9
23	SHAQIRI Xherdan	10009.1	3787.4	4579.2	1089.0	454.4	99.1	93	37	29.6
6	ZAKARIA Denis	4502.3	1426.8	2026.9	725.3	284.5	39.2	54	18	30.5
9	SEFEROVIC Haris	4344.6	1565.8	1759.1	606.9	244.2	169.0	58	24	30.1
18	COEMERT Eray	5102.1	1688.8	2211.7	784.2	221.9	195.4	68	23	30.2
19	OKAFOR Noah	2870.3	956.4	1229.6	496.0	188.3	0	49	13	25.9
26	JASHARI Ardon	739.0	183.6	321.6	110.6	89.5	33.8	12	7	29.6



FIFA WORLD CUP
Qatar 2022

