



FIFA WORLD CUP
Qatar 2022




Netherlands 3 - 1 USA

Round of 16 – Match 49

03 December 2022

18:00 Kick Off

Khalifa International Stadium




POST MATCH SUMMARY REPORT

Match Summary - Teams



Netherlands



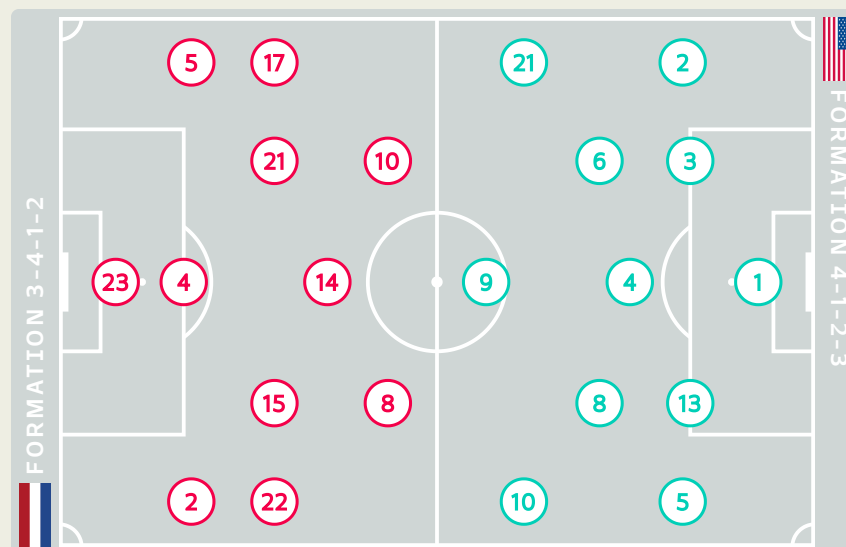
USA

STARTING

| | | | |
|----|----|---------------------|-------------|
| 23 | GK | NOPERT Andries | |
| 2 | DF | TIMBER Jurrien | |
| 4 | DF | VAN DIJK Virgil (C) | |
| 5 | DF | AKE Nathan | ↓ 90+3' |
| 8 | FW | GAKPO Cody | ↓ 90+3' |
| 10 | FW | DEPAY Memphis | ⚽ 10' ↓ 83' |
| 14 | MF | KLAASSEN Davy | ↓ 46' |
| 15 | MF | DE ROON Marten | ↓ 46' |
| 17 | DF | BLIND Daley | ⚽ 45+1' |
| 21 | MF | DE JONG Frenkie | ⚪ 87' |
| 22 | DF | DUMFRIES Denzel | ⚽ 81' |

SUBSTITUTES

| | | | |
|----|----|------------------|-------------|
| 1 | GK | PASVEER Remko | |
| 13 | GK | BIJLOW Justin | |
| 3 | DF | DE LIGT Matthijs | ↑ 90+3' |
| 6 | DF | DE VRIJ Stefan | |
| 7 | FW | BERGWIJN Steven | ↑ 46' |
| 9 | FW | DE JONG Luuk | |
| 11 | MF | BERGHUIS Steven | |
| 12 | FW | LANG Noa | |
| 16 | DF | MALACIA Tyrell | |
| 18 | FW | JANSSEN Vincent | |
| 19 | FW | WEGHORST Wout | ↑ 90+3' |
| 20 | MF | KOOPMEINERS Teun | ↑ 46' ⚪ 60' |
| 24 | MF | TAYLOR Kenneth | |
| 25 | MF | SIMONS Xavi | ↑ 83' |
| 26 | DF | FRIMPONG Jeremie | |



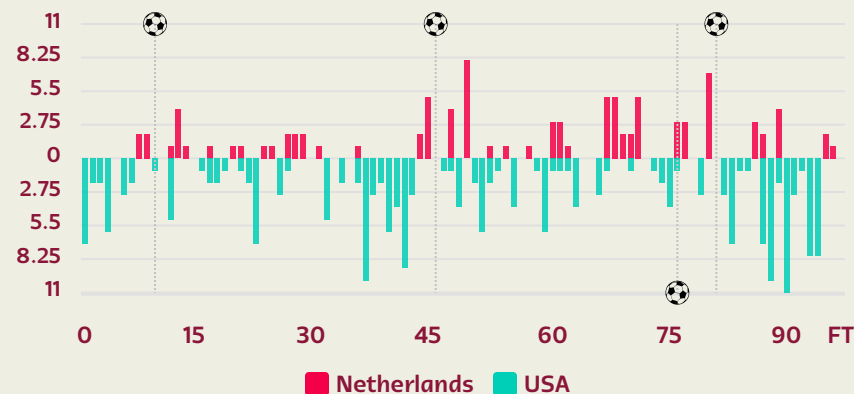
STARTING

| | | | | | |
|---------|--|-------------------|----|----|--|
| | | TURNER Matt | GK | 1 | |
| ↓ 75' | | DEST Sergino | DF | 2 | |
| | | ZIMMERMAN Walker | DF | 3 | |
| | | (C) ADAMS Tyler | MF | 4 | |
| ↓ 90+2' | | ROBINSON Antonee | DF | 5 | |
| | | MUSAH Yunus | MF | 6 | |
| ↓ 67' | | McKENNIE Weston | MF | 8 | |
| ↓ 46' | | FERREIRA Jesus | FW | 9 | |
| | | PULISIC Christian | FW | 10 | |
| | | REAM Tim | DF | 13 | |
| ↓ 67' | | WEAH Timothy | FW | 21 | |

SUBSTITUTES

| | | | | | |
|---------|-------|------------------------|----|----|--|
| | | HORVATH Ethan | GK | 12 | |
| | | JOHNSON Sean | GK | 25 | |
| ↑ 46' | | REYNA Giovanni | FW | 7 | |
| ↑ 67' | | AARONSON Brenden | FW | 11 | |
| | | DE LA TORRE Luca | MF | 14 | |
| | | LONG Aaron | DF | 15 | |
| ↑ 90+2' | | MORRIS Jordan | FW | 16 | |
| | | ROLDAN Cristian | MF | 17 | |
| | | MOORE Shaq | DF | 18 | |
| ⚽ 76' | ↑ 67' | WRIGHT Haji | FW | 19 | |
| | | CARTER-VICKERS Cameron | DF | 20 | |
| ↑ 75' | | YEDLIN DeAndre | DF | 22 | |
| | | ACOSTA Kellyn | MF | 23 | |
| | | SARGENT Josh | FW | 24 | |
| | | SCALLY Joe | DF | 26 | |

Distribution in the Final Third



Match Summary - Key Statistics



Netherlands



USA



Possession



Total

Total

| | | |
|-----------|--|-----------|
| 3 | Goals | 1 |
| 11 (6) | Attempts at Goal (On Target) | 18 (7) |
| 396 (320) | Total Passes (Complete) | 567 (487) |
| 81 % | Pass Completion % | 86 % |
| 85 | Completed Line Breaks | 105 |
| 7 | Defensive Line Breaks | 17 |
| 97 | Receptions in the Final Third | 135 |
| 13 | Crosses | 27 |
| 19 | Ball Progressions | 28 |
| 325 (52) | Defensive Pressures Applied (Direct Pressures) | 256 (42) |
| 101 | Forced Turnovers | 77 |
| 56 | Second Balls | 95 |
| 114.1 km | Total Distance Covered | 118.3 km |
| 16.4 km | High Speed (Zone 4) Distance Covered | 17.6 km |



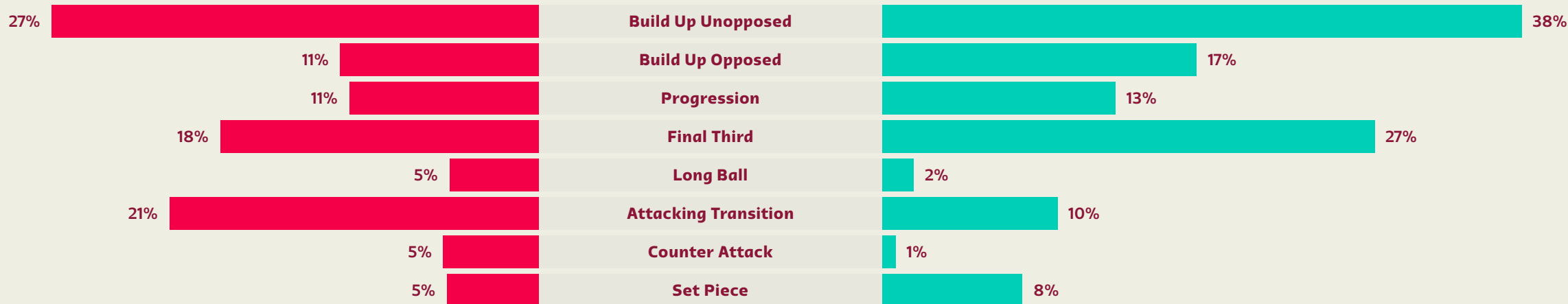
Netherlands

Phases of Play

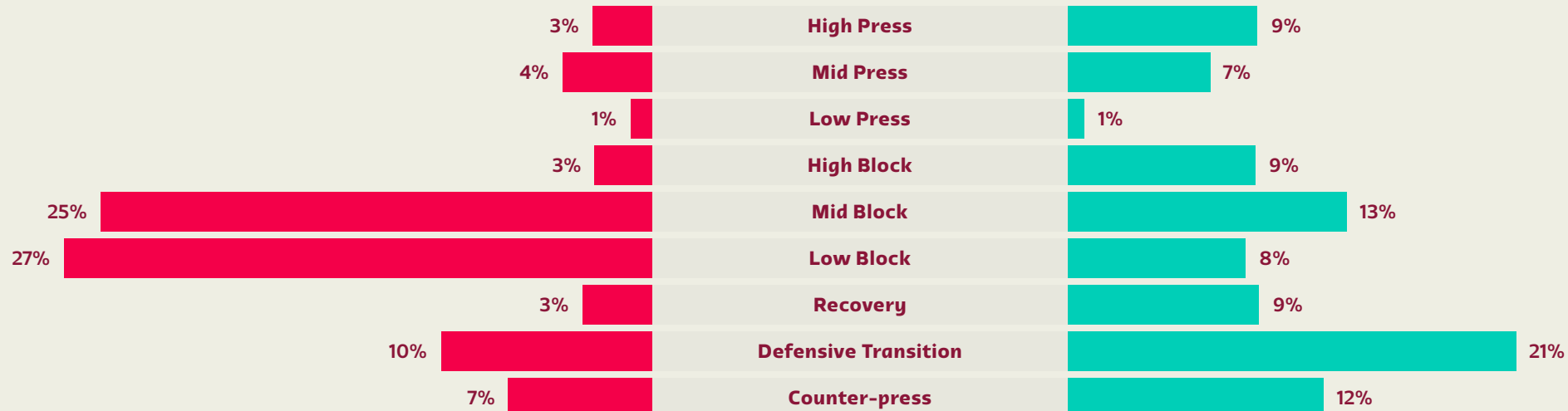
USA



IN POSSESSION



OUT OF POSSESSION





FIFA WORLD CUP
Qatar 2022



IN POSSESSION

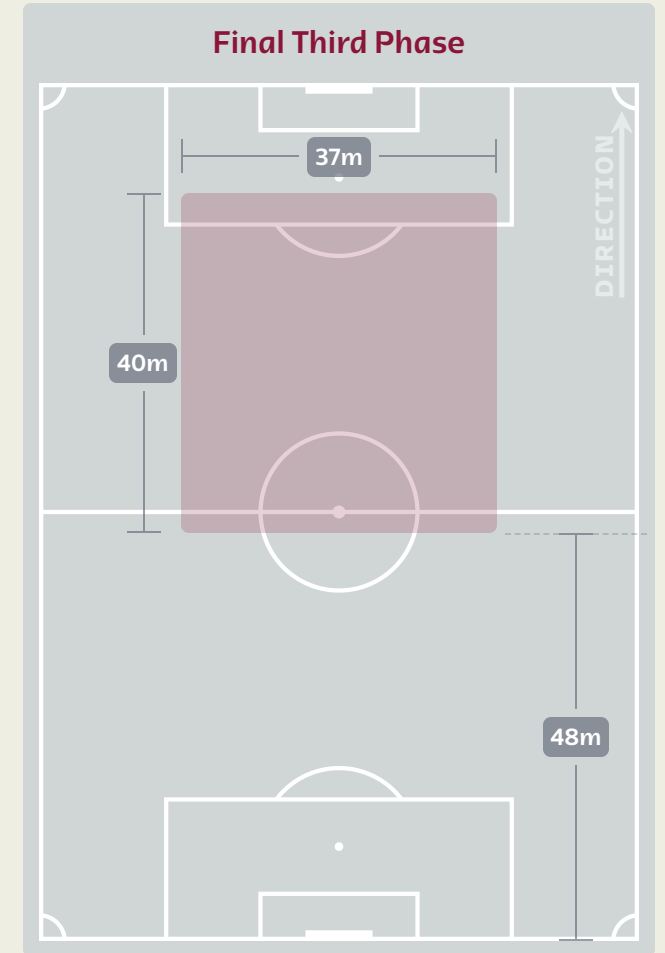
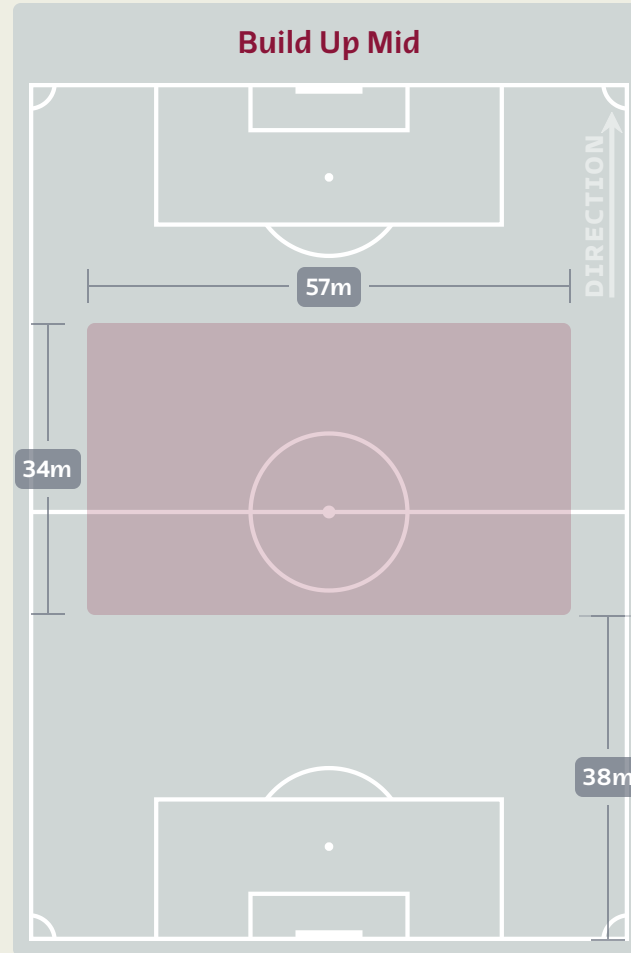
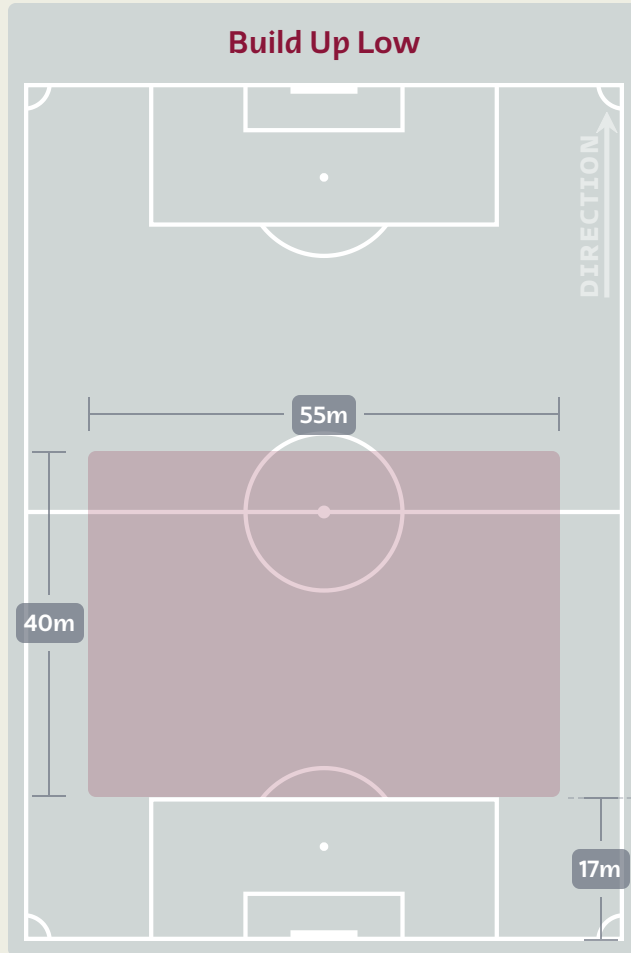


Netherlands v USA

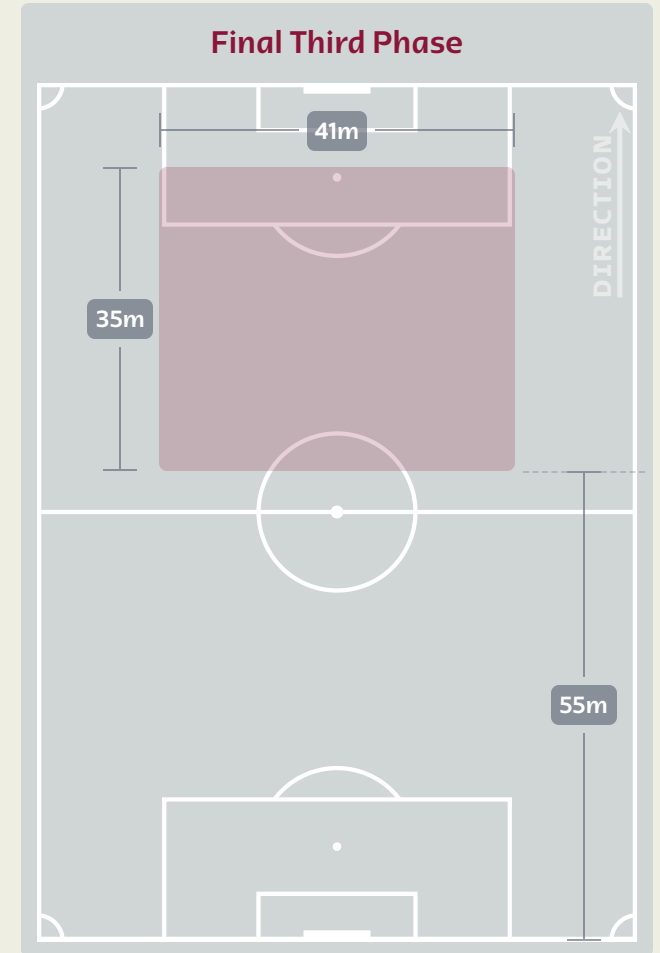
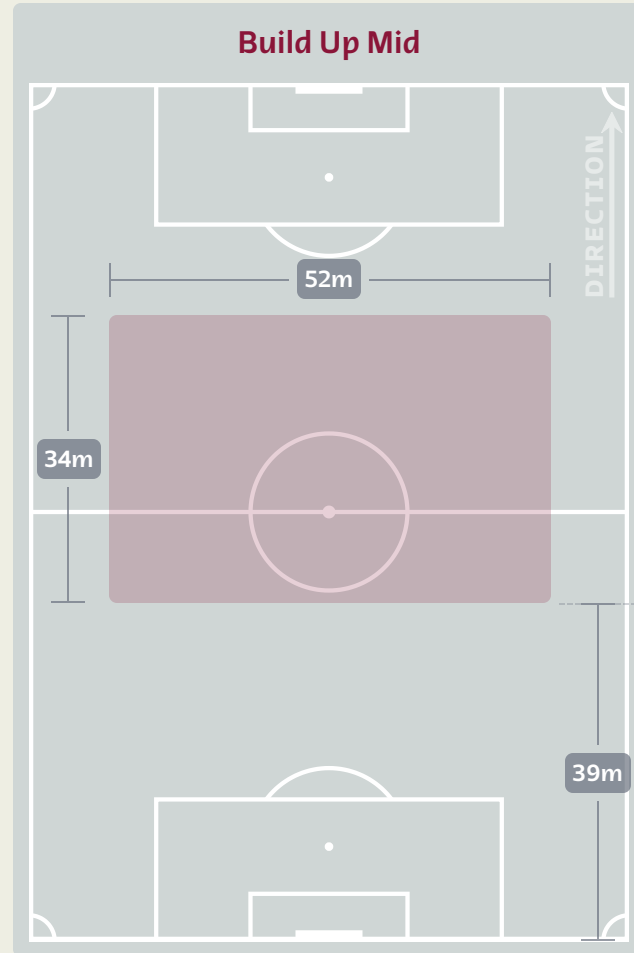
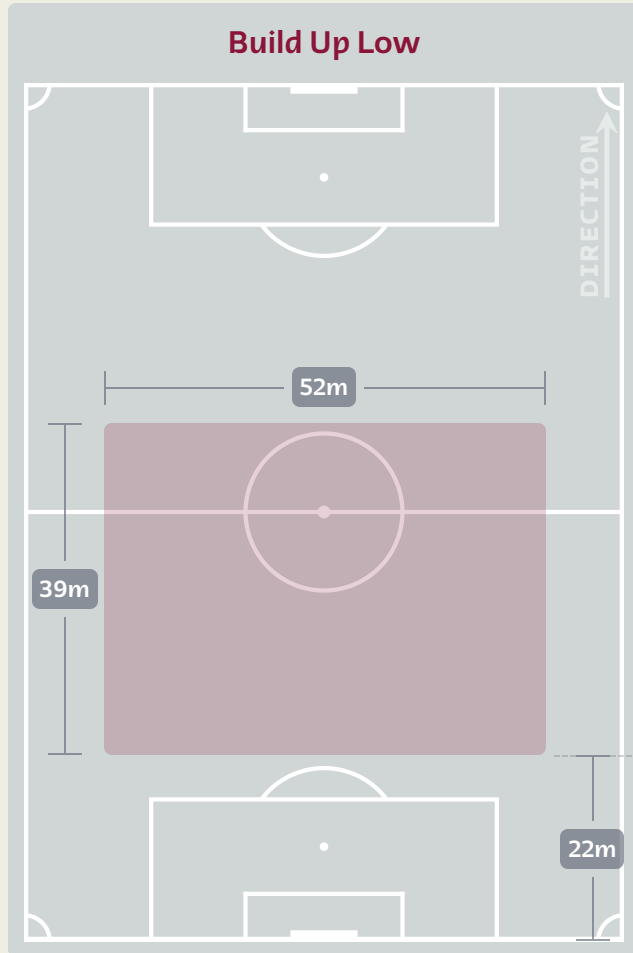


In Possession Line Height & Team Length

Netherlands



In Possession Line Height & Team Length



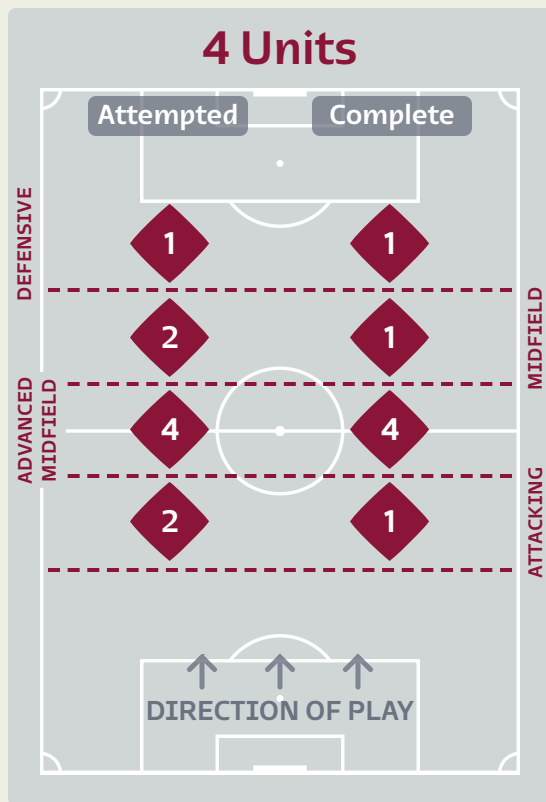
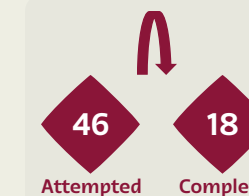
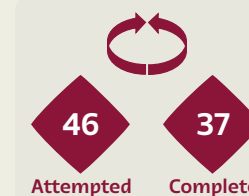
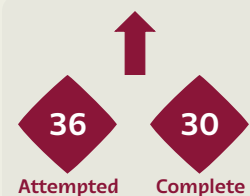
Line Breaks



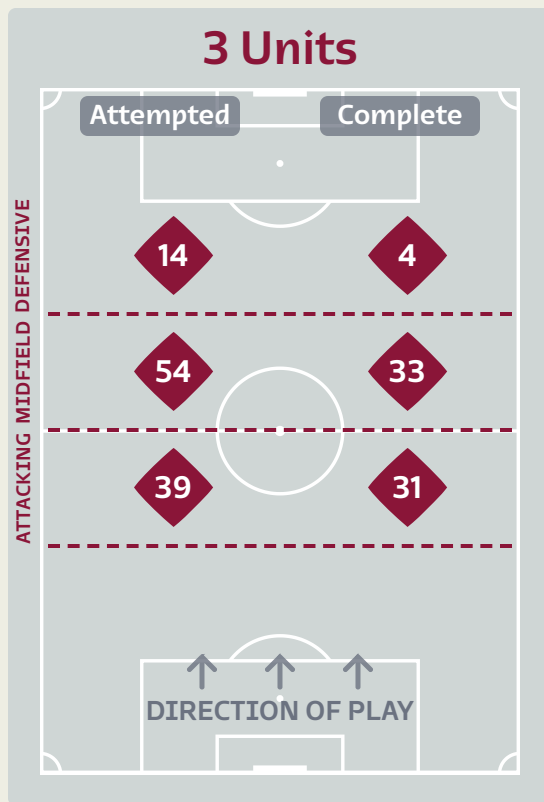
Netherlands

Attempted Line Breaks

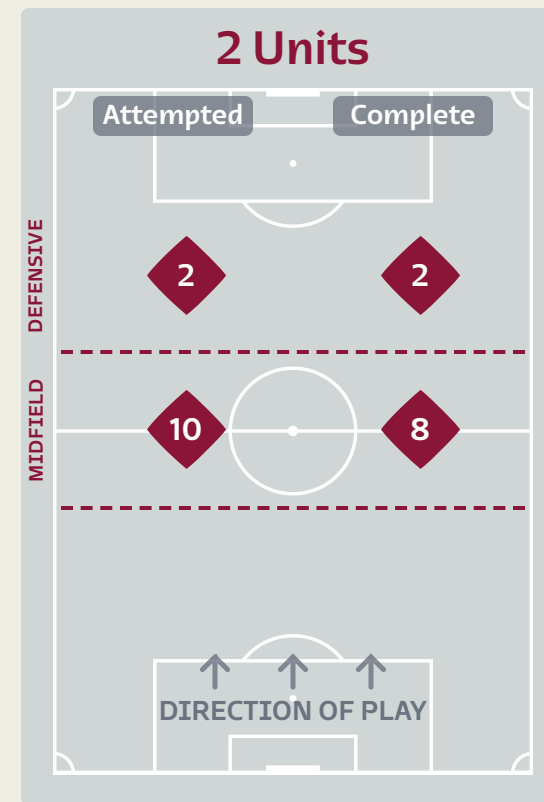
128



| | |
|-----------------------|----------|
| Attempted Line Breaks | 9 |
| Inside Shape | 5 |
| Outside Shape | 4 |



| | |
|-----------------------|------------|
| Attempted Line Breaks | 107 |
| Inside Shape | 66 |
| Outside Shape | 41 |



| | |
|-----------------------|-----------|
| Attempted Line Breaks | 12 |
| Inside Shape | 7 |
| Outside Shape | 5 |

Line Breaks

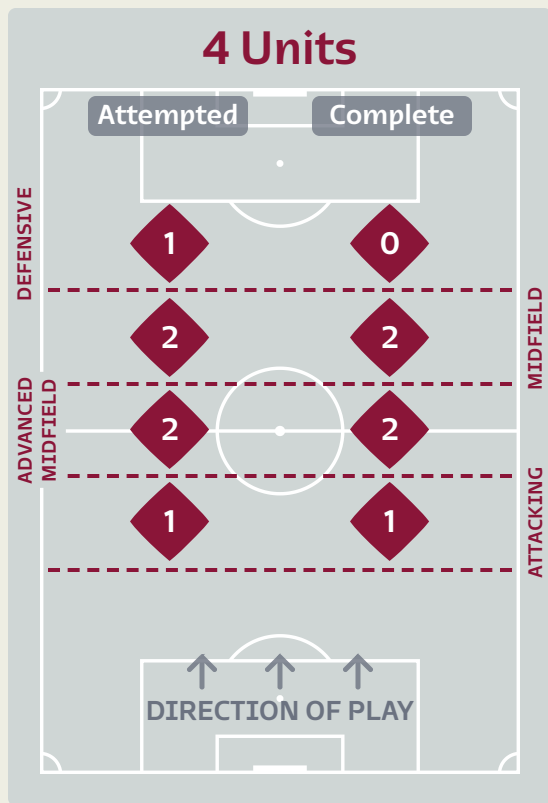


Attempted Line Breaks
142

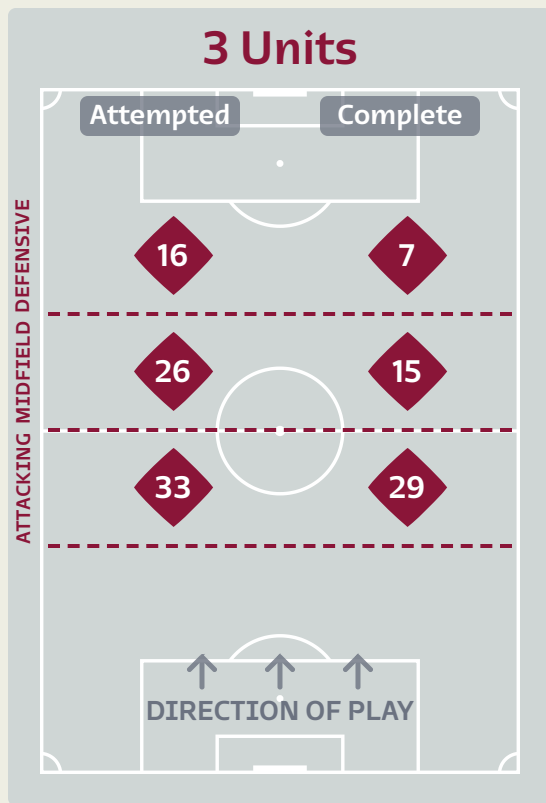
52 ↑
Attempted Complete

40 ↻
Attempted Complete

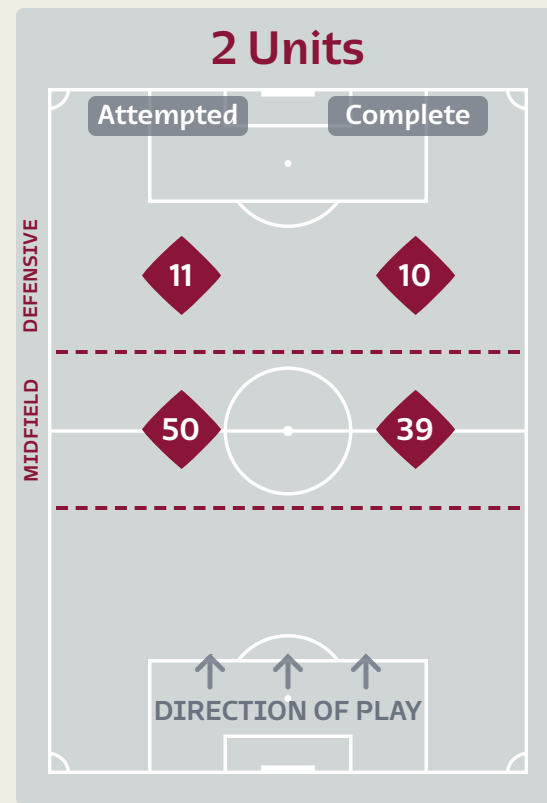
50 ↺
Attempted Complete



Attempted Line Breaks **6**
Inside Shape **3**
Outside Shape **3**



Attempted Line Breaks **75**
Inside Shape **44**
Outside Shape **31**



Attempted Line Breaks **61**
Inside Shape **35**
Outside Shape **26**

Line Breaks

Netherlands



| | | | | | 4 Units | | | | 3 Units | | | 2 Units | | Direction | | | Distribution Type | | |
|----|------------------|-----------------------|-----------------------|-------------------------|----------------|-------------------------|---------------|----------------|----------------|---------------|----------------|---------------|----------------|-----------|--------|------|-------------------|-------|------------------|
| # | Player | Line Breaks Attempted | Line Breaks Completed | Line Break Completion % | Attacking Line | Attacking Midfield Line | Midfield Line | Defensive Line | Attacking Line | Midfield Line | Defensive Line | Midfield Line | Defensive Line | Through | Around | Over | Pass | Cross | Ball Progression |
| 23 | NOPPERT Andries | 16 | 5 | 31% | 2 | 0 | 1 | 0 | 3 | 10 | 0 | 0 | 0 | 0 | 1 | 15 | 16 | 0 | 0 |
| 2 | TIMBER Jurrien | 14 | 10 | 71% | 0 | 0 | 0 | 0 | 10 | 3 | 0 | 1 | 0 | 1 | 9 | 4 | 14 | 0 | 0 |
| 4 | VAN DIJK Virgil | 11 | 7 | 63% | 0 | 1 | 0 | 1 | 7 | 1 | 0 | 1 | 0 | 2 | 3 | 6 | 11 | 0 | 0 |
| 5 | AKE Nathan | 11 | 10 | 90% | 0 | 0 | 0 | 0 | 10 | 0 | 0 | 1 | 0 | 3 | 6 | 2 | 11 | 0 | 0 |
| 8 | GAKPO Cody | 9 | 6 | 66% | 0 | 0 | 0 | 0 | 0 | 5 | 2 | 1 | 1 | 5 | 3 | 1 | 7 | 0 | 2 |
| 10 | DEPAY Memphis | 7 | 4 | 57% | 0 | 0 | 0 | 0 | 0 | 3 | 3 | 0 | 1 | 3 | 4 | 0 | 4 | 0 | 3 |
| 14 | KLAASSEN Davy | 3 | 3 | 100% | 0 | 0 | 0 | 0 | 0 | 3 | 0 | 0 | 0 | 2 | 1 | 0 | 3 | 0 | 0 |
| 15 | DE ROON Marten | 1 | 0 | 0% | 0 | 0 | 0 | 0 | 0 | 1 | 0 | 0 | 0 | 1 | 0 | 0 | 1 | 0 | 0 |
| 17 | BLIND Daley | 14 | 10 | 71% | 0 | 2 | 0 | 0 | 3 | 4 | 3 | 2 | 0 | 3 | 5 | 6 | 14 | 0 | 0 |
| 21 | DE JONG Frenkie | 14 | 13 | 92% | 0 | 1 | 0 | 0 | 1 | 8 | 1 | 3 | 0 | 10 | 4 | 0 | 13 | 0 | 1 |
| 22 | DUMFRIES Denzel | 15 | 7 | 46% | 0 | 0 | 0 | 0 | 3 | 9 | 3 | 0 | 0 | 0 | 6 | 9 | 13 | 0 | 2 |
| 3 | DE LIGT Matthijs | 0 | 0 | 0% | 0 | 0 | 0 | 0 | 0 | 0 | 0 | 0 | 0 | 0 | 0 | 0 | 0 | 0 | 0 |
| 7 | BERGWIJN Steven | 1 | 1 | 100% | 0 | 0 | 0 | 0 | 0 | 0 | 0 | 1 | 0 | 1 | 0 | 0 | 1 | 0 | 0 |
| 19 | WEGHORST Wout | 0 | 0 | 0% | 0 | 0 | 0 | 0 | 0 | 0 | 0 | 0 | 0 | 0 | 0 | 0 | 0 | 0 | 0 |
| 20 | KOOPMEINERS Teun | 8 | 6 | 75% | 0 | 0 | 0 | 0 | 2 | 5 | 1 | 0 | 0 | 3 | 2 | 3 | 8 | 0 | 0 |
| 25 | SIMONS Xavi | 4 | 3 | 75% | 0 | 0 | 1 | 0 | 0 | 2 | 1 | 0 | 0 | 2 | 2 | 0 | 4 | 0 | 0 |

Line Breaks



| | | | | | 4 Units | | | | 3 Units | | | 2 Units | | Direction | | | Distribution Type | | |
|----|-------------------|-----------------------|-----------------------|-------------------------|----------------|-------------------------|---------------|----------------|----------------|---------------|----------------|---------------|----------------|-----------|--------|------|-------------------|-------|------------------|
| # | Player | Line Breaks Attempted | Line Breaks Completed | Line Break Completion % | Attacking Line | Attacking Midfield Line | Midfield Line | Defensive Line | Attacking Line | Midfield Line | Defensive Line | Midfield Line | Defensive Line | Through | Around | Over | Pass | Cross | Ball Progression |
| 1 | TURNER Matt | 8 | 4 | 50% | 0 | 0 | 0 | 0 | 4 | 4 | 0 | 0 | 0 | 2 | 0 | 6 | 8 | 0 | 0 |
| 2 | DEST Sergino | 7 | 6 | 85% | 0 | 0 | 0 | 0 | 1 | 1 | 1 | 2 | 2 | 2 | 3 | 2 | 5 | 1 | 1 |
| 3 | ZIMMERMAN Walker | 14 | 11 | 78% | 1 | 0 | 0 | 0 | 3 | 5 | 0 | 5 | 0 | 4 | 3 | 7 | 14 | 0 | 0 |
| 4 | ADAMS Tyler | 23 | 20 | 86% | 0 | 0 | 1 | 0 | 9 | 3 | 1 | 6 | 3 | 10 | 7 | 6 | 22 | 1 | 0 |
| 5 | ROBINSON Antonee | 21 | 15 | 71% | 0 | 1 | 0 | 0 | 4 | 4 | 2 | 10 | 0 | 4 | 7 | 10 | 20 | 1 | 0 |
| 6 | MUSAH Yunus | 11 | 6 | 54% | 0 | 1 | 0 | 0 | 0 | 2 | 3 | 2 | 3 | 5 | 4 | 2 | 10 | 0 | 1 |
| 8 | McKENNIE Weston | 13 | 11 | 84% | 0 | 0 | 0 | 0 | 1 | 2 | 4 | 5 | 1 | 4 | 3 | 6 | 13 | 0 | 0 |
| 9 | FERREIRA Jesus | 1 | 1 | 100% | 0 | 0 | 0 | 0 | 0 | 0 | 1 | 0 | 0 | 0 | 1 | 0 | 1 | 0 | 0 |
| 10 | PULISIC Christian | 12 | 6 | 50% | 0 | 0 | 1 | 0 | 0 | 0 | 4 | 6 | 1 | 4 | 3 | 5 | 10 | 1 | 1 |
| 13 | REAM Tim | 19 | 15 | 78% | 0 | 0 | 0 | 1 | 10 | 2 | 0 | 6 | 0 | 12 | 4 | 3 | 18 | 0 | 1 |
| 21 | WEAH Timothy | 3 | 3 | 100% | 0 | 0 | 0 | 0 | 1 | 1 | 0 | 1 | 0 | 1 | 2 | 0 | 3 | 0 | 0 |
| 7 | REYNA Giovanni | 8 | 5 | 62% | 0 | 0 | 0 | 0 | 0 | 2 | 0 | 6 | 0 | 2 | 3 | 3 | 6 | 0 | 2 |
| 11 | AARONSON Brenden | 1 | 1 | 100% | 0 | 0 | 0 | 0 | 0 | 0 | 0 | 1 | 0 | 1 | 0 | 0 | 1 | 0 | 0 |
| 16 | MORRIS Jordan | 0 | 0 | 0% | 0 | 0 | 0 | 0 | 0 | 0 | 0 | 0 | 0 | 0 | 0 | 0 | 0 | 0 | 0 |
| 19 | WRIGHT Haji | 0 | 0 | 0% | 0 | 0 | 0 | 0 | 0 | 0 | 0 | 0 | 0 | 0 | 0 | 0 | 0 | 0 | 0 |
| 22 | YEDLIN DeAndre | 1 | 1 | 100% | 0 | 0 | 0 | 0 | 0 | 0 | 0 | 0 | 1 | 1 | 0 | 0 | 1 | 0 | 0 |

Passing Networks

Netherlands



| # | Passes From ↓ to → | NOPPERT Andries | TIMBER Jurrien | VAN DIJK Virgil | AKE Nathan | GAKPO Cody | DEPAY Memphis | KLAASSEN Davy | DE ROON Marten | BLIND Daley | DE JONG Frenkie | DUMFRIES Denzel | DE LIGT Matthijs | BERGWIJN Steven | WEGHORST Wout | KOOPMEINERS Teun | SIMONS Xavi |
|----|--------------------|-----------------|----------------|-----------------|------------|------------|---------------|---------------|----------------|-------------|-----------------|-----------------|------------------|-----------------|---------------|------------------|-------------|
| 23 | NOPPERT Andries | 0 | 4 | 5 | 0 | 0 | 0 | 0 | 0 | 3 | 2 | 5 | 0 | 0 | 0 | 1 | 1 |
| 2 | TIMBER Jurrien | 2 | 0 | 8 | 1 | 3 | 0 | 1 | 4 | 0 | 5 | 6 | 0 | 1 | 0 | 1 | 1 |
| 4 | VAN DIJK Virgil | 5 | 7 | 0 | 6 | 2 | 0 | 1 | 2 | 7 | 3 | 6 | 0 | 0 | 0 | 1 | 0 |
| 5 | AKE Nathan | 2 | 5 | 4 | 0 | 0 | 4 | 1 | 2 | 3 | 0 | 0 | 0 | 1 | 0 | 2 | 2 |
| 8 | GAKPO Cody | 0 | 0 | 0 | 0 | 0 | 6 | 0 | 0 | 1 | 1 | 6 | 0 | 5 | 0 | 1 | 0 |
| 10 | DEPAY Memphis | 0 | 1 | 0 | 0 | 2 | 0 | 2 | 1 | 6 | 5 | 1 | 0 | 2 | 0 | 0 | 0 |
| 14 | KLAASSEN Davy | 1 | 1 | 0 | 1 | 2 | 1 | 0 | 0 | 0 | 0 | 3 | 0 | 0 | 0 | 0 | 0 |
| 15 | DE ROON Marten | 2 | 2 | 1 | 2 | 0 | 0 | 2 | 0 | 0 | 0 | 2 | 0 | 0 | 0 | 0 | 0 |
| 17 | BLIND Daley | 0 | 0 | 1 | 8 | 2 | 7 | 0 | 0 | 0 | 4 | 0 | 0 | 2 | 0 | 0 | 2 |
| 21 | DE JONG Frenkie | 3 | 5 | 5 | 3 | 1 | 5 | 0 | 0 | 4 | 0 | 2 | 0 | 0 | 0 | 4 | 1 |
| 22 | DUMFRIES Denzel | 1 | 7 | 1 | 0 | 3 | 1 | 0 | 0 | 0 | 0 | 0 | 0 | 4 | 0 | 3 | 0 |
| 3 | DE LIGT Matthijs | 0 | 0 | 0 | 0 | 0 | 0 | 0 | 0 | 0 | 0 | 0 | 0 | 0 | 0 | 0 | 0 |
| 7 | BERGWIJN Steven | 0 | 0 | 1 | 0 | 3 | 2 | 0 | 0 | 4 | 2 | 1 | 0 | 0 | 0 | 3 | 1 |
| 19 | WEGHORST Wout | 0 | 0 | 0 | 0 | 0 | 0 | 0 | 0 | 0 | 0 | 0 | 0 | 0 | 0 | 0 | 0 |
| 20 | KOOPMEINERS Teun | 1 | 3 | 5 | 0 | 0 | 0 | 0 | 0 | 2 | 0 | 4 | 0 | 0 | 0 | 0 | 0 |
| 25 | SIMONS Xavi | 0 | 0 | 0 | 0 | 0 | 0 | 0 | 0 | 0 | 0 | 0 | 0 | 4 | 0 | 1 | 0 |

Top 5 Player to Player Passers

| Player | Passed To | % of Total Team Passes |
|-----------------|-----------------|------------------------|
| TIMBER Jurrien | VAN DIJK Virgil | 2.6% |
| BLIND Daley | AKE Nathan | 2.6% |
| VAN DIJK Virgil | BLIND Daley | 2.3% |
| VAN DIJK Virgil | TIMBER Jurrien | 2.3% |
| BLIND Daley | DEPAY Memphis | 2.3% |



Passing Networks

| # | Passes From ↓ to → | TURNER Matt | DEST Sergino | ZIMMERMAN Walker | ADAMS Tyler | ROBINSON Antonee | MUSAH Yunus | McKENNIE Weston | FERREIRA Jesus | PULISIC Christian | REAM Tim | WEAH Timothy | REYNA Giovanni | AARONSON Brenden | MORRIS Jordan | WRIGHT Haji | YEDLIN DeAndre |
|----|--------------------|-------------|--------------|------------------|-------------|------------------|-------------|-----------------|----------------|-------------------|----------|--------------|----------------|------------------|---------------|-------------|----------------|
| 1 | TURNER Matt | 0 | 1 | 3 | 4 | 2 | 3 | 3 | 0 | 0 | 2 | 0 | 0 | 1 | 0 | 0 | 0 |
| 2 | DEST Sergino | 2 | 0 | 4 | 4 | 1 | 3 | 3 | 3 | 1 | 0 | 6 | 0 | 0 | 0 | 0 | 0 |
| 3 | ZIMMERMAN Walker | 5 | 4 | 0 | 5 | 9 | 6 | 5 | 0 | 3 | 17 | 2 | 2 | 0 | 0 | 0 | 0 |
| 4 | ADAMS Tyler | 1 | 6 | 11 | 0 | 11 | 7 | 3 | 3 | 7 | 7 | 2 | 7 | 2 | 0 | 2 | 2 |
| 5 | ROBINSON Antonee | 1 | 1 | 2 | 8 | 0 | 3 | 5 | 2 | 10 | 12 | 0 | 3 | 2 | 0 | 0 | 1 |
| 6 | MUSAH Yunus | 1 | 2 | 2 | 8 | 8 | 0 | 2 | 1 | 3 | 3 | 0 | 1 | 1 | 0 | 3 | 1 |
| 8 | McKENNIE Weston | 0 | 4 | 3 | 5 | 3 | 0 | 0 | 1 | 4 | 4 | 4 | 2 | 0 | 0 | 0 | 0 |
| 9 | FERREIRA Jesus | 0 | 3 | 0 | 6 | 1 | 2 | 2 | 0 | 0 | 0 | 1 | 0 | 0 | 0 | 0 | 0 |
| 10 | PULISIC Christian | 0 | 1 | 1 | 1 | 5 | 2 | 1 | 0 | 0 | 0 | 3 | 1 | 0 | 0 | 1 | 1 |
| 13 | REAM Tim | 4 | 2 | 19 | 7 | 9 | 6 | 7 | 2 | 0 | 0 | 2 | 4 | 0 | 0 | 0 | 0 |
| 21 | WEAH Timothy | 0 | 7 | 1 | 2 | 0 | 2 | 3 | 2 | 1 | 2 | 0 | 0 | 0 | 0 | 0 | 0 |
| 7 | REYNA Giovanni | 0 | 2 | 3 | 1 | 1 | 4 | 1 | 0 | 2 | 1 | 0 | 0 | 3 | 0 | 0 | 0 |
| 11 | AARONSON Brenden | 0 | 0 | 0 | 1 | 0 | 1 | 0 | 0 | 0 | 2 | 0 | 0 | 0 | 0 | 0 | 0 |
| 16 | MORRIS Jordan | 0 | 0 | 0 | 0 | 0 | 0 | 0 | 0 | 0 | 0 | 0 | 0 | 0 | 0 | 0 | 0 |
| 19 | WRIGHT Haji | 0 | 0 | 0 | 3 | 0 | 1 | 0 | 0 | 0 | 0 | 0 | 2 | 2 | 0 | 0 | 0 |
| 22 | YEDLIN DeAndre | 1 | 0 | 0 | 1 | 0 | 1 | 0 | 0 | 1 | 0 | 0 | 2 | 0 | 0 | 1 | 0 |

| Top 5 Player to Player Passers | | |
|--------------------------------|-----------|------------------------|
| Player | Passed To | % of Total Team Passes |

| | | |
|----------|------------------|------|
| REAM Tim | ZIMMERMAN Walker | 4.1% |
|----------|------------------|------|

| | | |
|------------------|----------|------|
| ZIMMERMAN Walker | REAM Tim | 3.6% |
|------------------|----------|------|

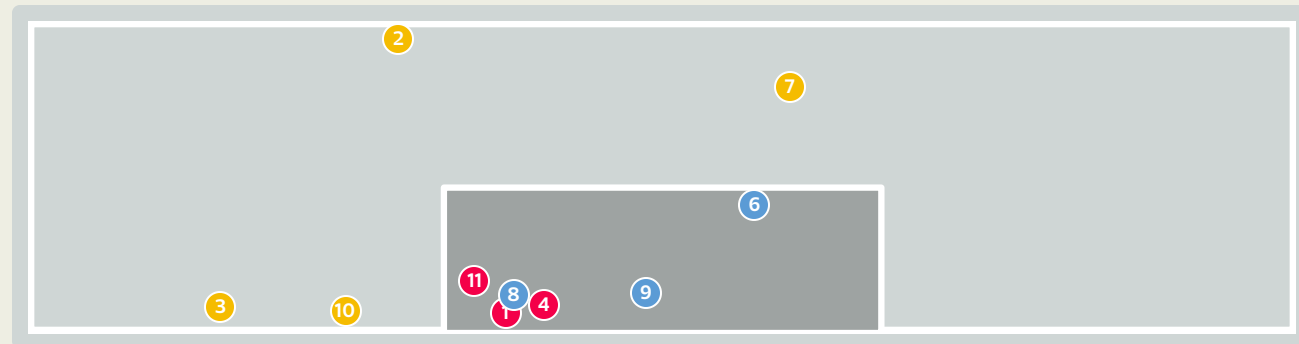
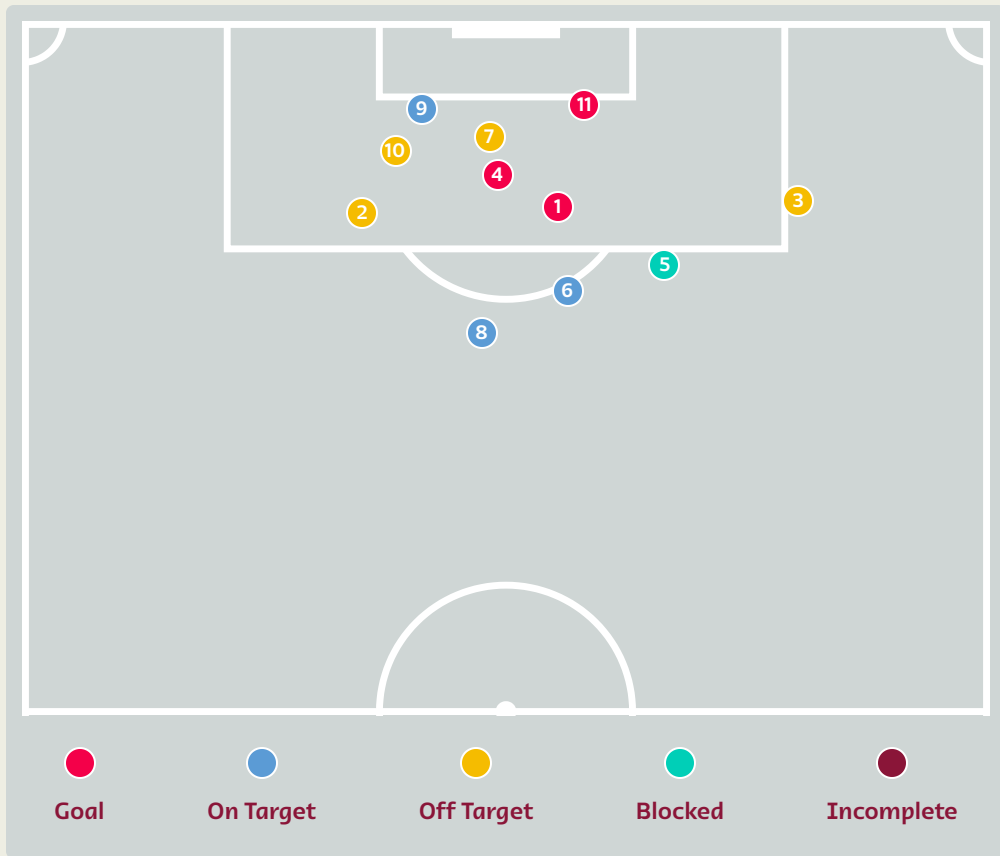
| | | |
|------------------|----------|------|
| ROBINSON Antonee | REAM Tim | 2.6% |
|------------------|----------|------|

| | | |
|-------------|------------------|------|
| ADAMS Tyler | ZIMMERMAN Walker | 2.4% |
|-------------|------------------|------|

| | | |
|-------------|------------------|------|
| ADAMS Tyler | ROBINSON Antonee | 2.4% |
|-------------|------------------|------|

Attempts at Goal

Netherlands



| Key | Outcome | Shots |
|-----|------------|-------|
| ● | Goals | 3 |
| ● | On Target | 3 |
| ● | Off Target | 4 |
| ● | Blocked | 1 |
| ● | Incomplete | 0 |

Attempts at Goal

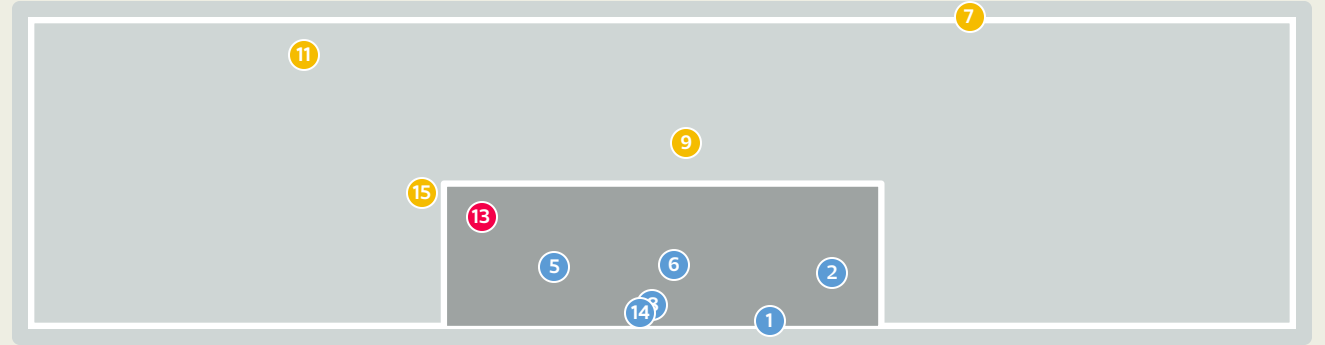
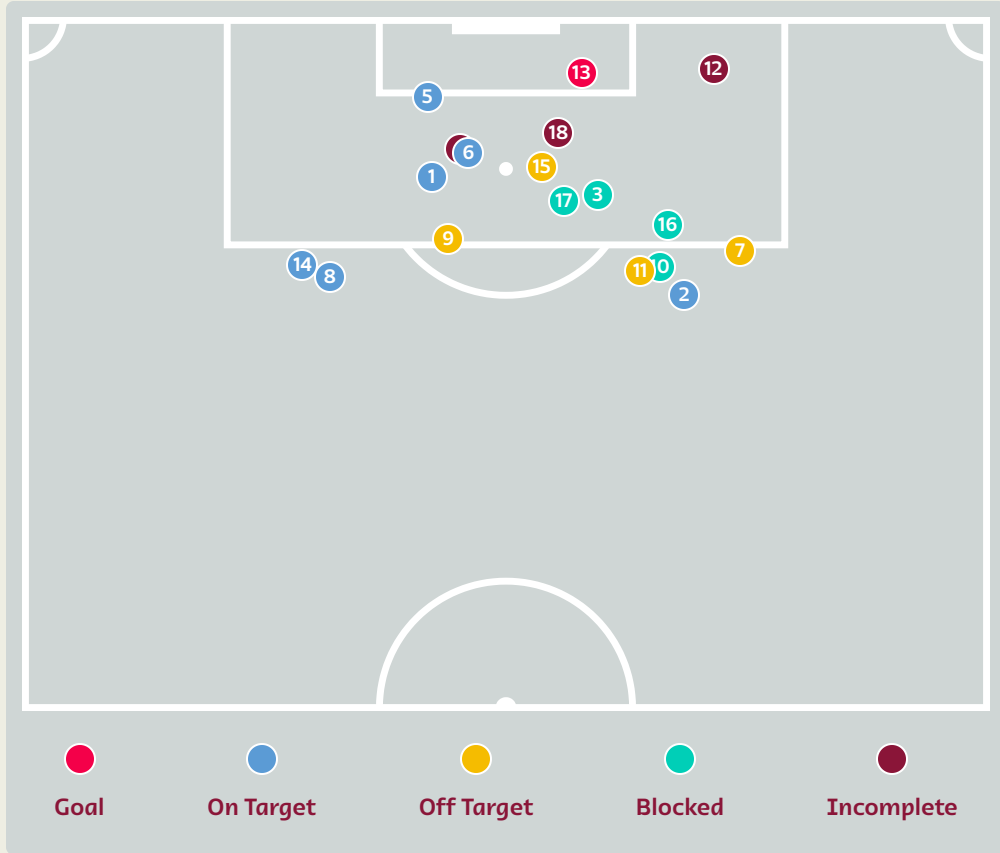
Netherlands



| Time | Player | Outcome | Body Part | Delivery Type |
|------|---------------------|----------------------|------------|---------------|
| 9 | 10 DEPAY Memphis | On Target - Goal | Right Foot | Cross |
| 17 | 17 BLIND Daley | Off Target | Left Foot | Pass |
| 20 | 10 DEPAY Memphis | Off Target | Right Foot | Freekick |
| 45 | 17 BLIND Daley | On Target - Goal | Right Foot | Cross |
| 60 | 8 GAKPO Cody | Incomplete - Blocked | Left Foot | Pass |
| 60 | 10 DEPAY Memphis | On Target - Saved | Right Foot | Pass |
| 70 | 4 VAN DIJK Virgil | Off Target | Head | Corner |
| 70 | 20 KOOPMEINERS Teun | On Target - Saved | Left Foot | Pass |
| 70 | 10 DEPAY Memphis | On Target - Saved | Head | Other |
| 77 | 7 BERGWIJN Steven | Off Target | Right Foot | Pass |
| 80 | 22 DUMFRIES Denzel | On Target - Goal | Left Foot | Cross |



Attempts at Goal



| Key | Outcome | Shots |
|--|------------|-------|
| ● | Goals | 1 |
| ● | On Target | 6 |
| ● | Off Target | 4 |
| ● | Blocked | 4 |
| ● | Incomplete | 3 |



Attempts at Goal

| Time | Player | Outcome | Body Part | Delivery Type |
|------|----------------------|------------------------------|------------|------------------|
| 2 | 10 PULISIC Christian | On Target - Saved | Left Foot | Pass |
| 42 | 21 WEAH Timothy | On Target - Saved | Right Foot | Loose Ball |
| 43 | 2 DEST Sergino | Incomplete - Blocked | Right Foot | Ball Progression |
| 48 | 8 McKENNIE Weston | Incomplete | Head | Corner |
| 48 | 13 REAM Tim | On Target - Saved | Left Foot | Loose Ball |
| 48 | 8 McKENNIE Weston | On Target - Saved | Head | Pass |
| 50 | 2 DEST Sergino | Off Target | Left Foot | Pass |
| 52 | 10 PULISIC Christian | On Target - Saved | Right Foot | Pass |
| 53 | 8 McKENNIE Weston | Off Target | Left Foot | Pass |
| 62 | 21 WEAH Timothy | Incomplete - Blocked | Left Foot | Pass |
| 73 | 7 REYNA Giovanni | Off Target | Left Foot | Ball Progression |
| 74 | 19 WRIGHT Haji | Incomplete - Defensive Event | Right Foot | Loose Ball |
| 75 | 19 WRIGHT Haji | On Target - Goal | Right Foot | Pass |
| 78 | 10 PULISIC Christian | On Target - Saved | Left Foot | Ball Progression |
| 85 | 3 ZIMMERMAN Walker | Off Target | Right Foot | Loose Ball |
| 88 | 7 REYNA Giovanni | Incomplete - Blocked | Left Foot | Pass |
| 93 | 6 MUSAH Yunus | Incomplete - Blocked | Right Foot | Pass |

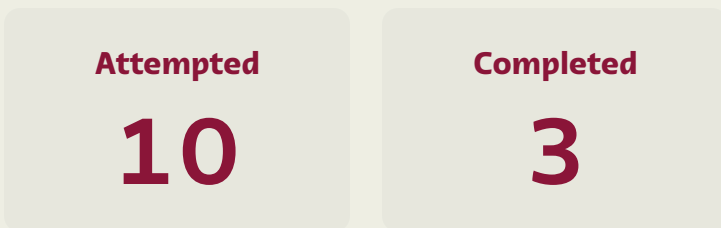
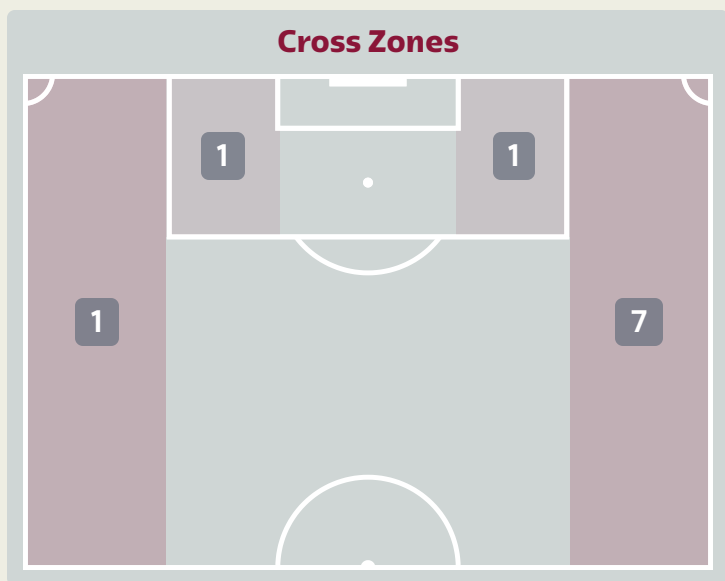
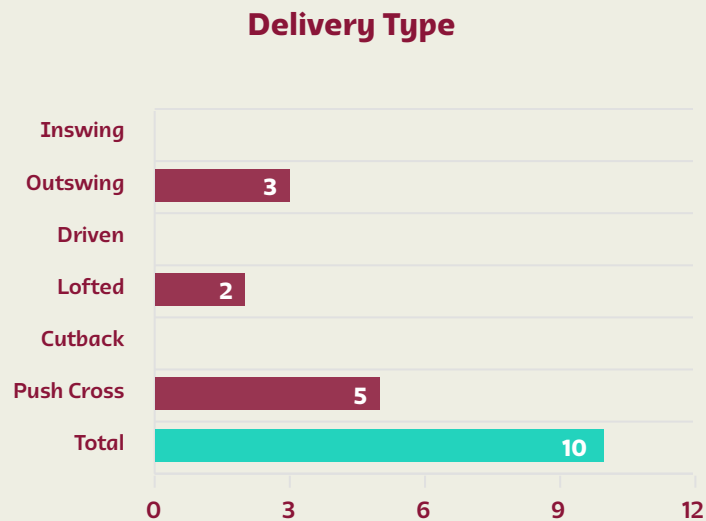
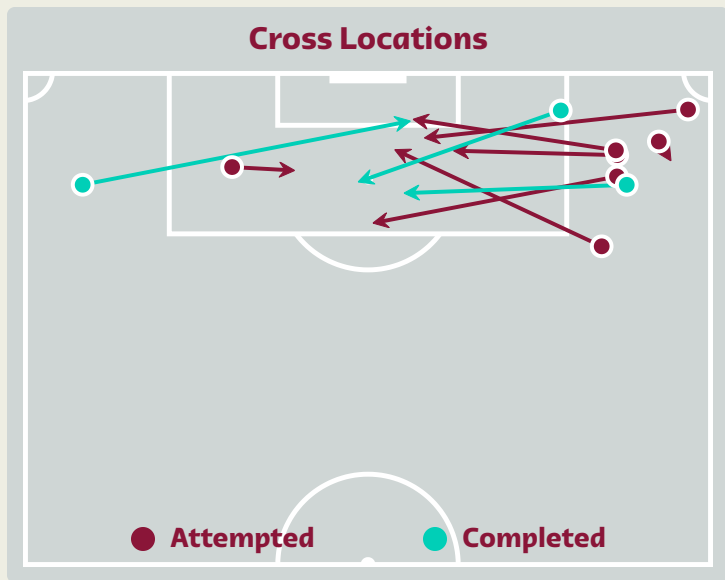
Attempts at Goal



| Time | Player | Outcome | Body Part | Delivery Type |
|------|----------------|-----------------------------------|-----------|---------------|
| 94 | 19 WRIGHT Haji | Incomplete - Player On Ball Error | Head | Cross |

Crosses (Open Play)

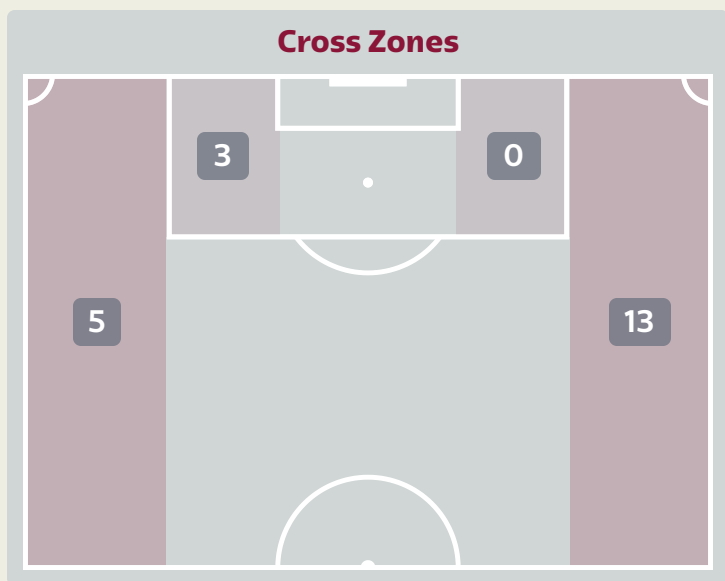
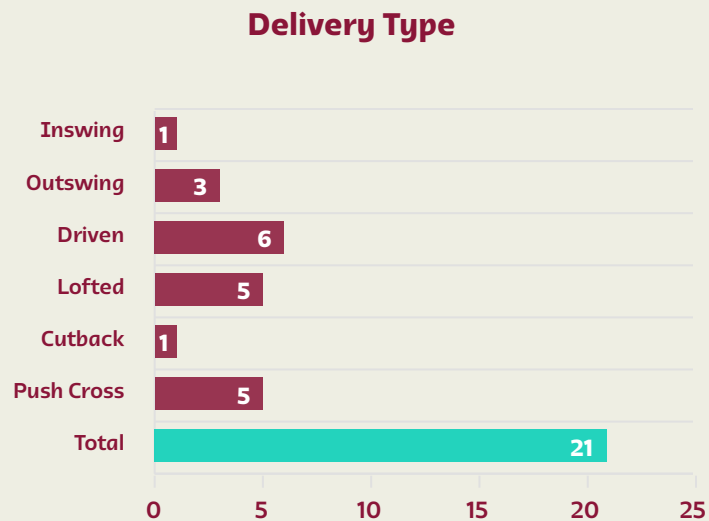
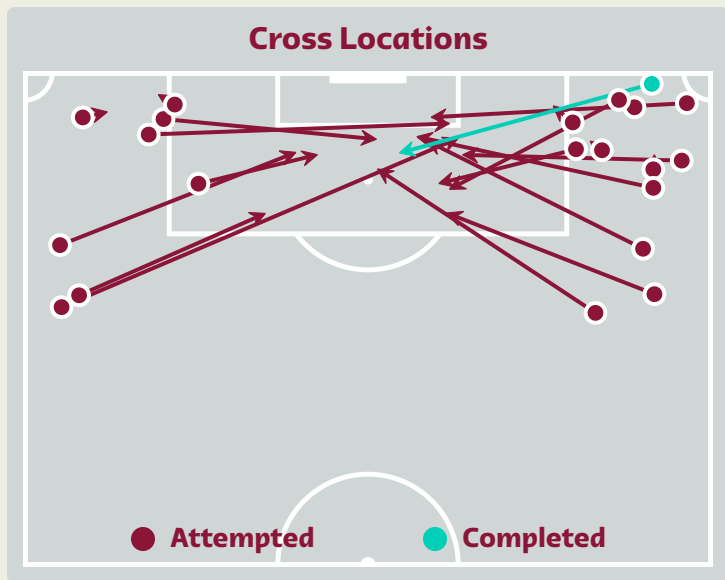
Netherlands



| # | Player | Inswing | Outswing | Driven | Lofted | Cutback | Push Cross | Total Attempted |
|----|------------------|---------|----------|--------|--------|---------|------------|-----------------|
| 23 | NOPPERT Andries | 0 | 0 | 0 | 0 | 0 | 0 | 0 |
| 2 | TIMBER Jurrien | 0 | 0 | 0 | 0 | 0 | 0 | 0 |
| 4 | VAN DIJK Virgil | 0 | 0 | 0 | 0 | 0 | 0 | 0 |
| 5 | AKE Nathan | 0 | 0 | 0 | 0 | 0 | 0 | 0 |
| 8 | GAKPO Cody | 0 | 0 | 0 | 0 | 0 | 1 | 1 |
| 10 | DEPAY Memphis | 0 | 1 | 0 | 1 | 0 | 0 | 2 |
| 14 | KLAASSEN Davy | 0 | 0 | 0 | 0 | 0 | 0 | 0 |
| 15 | DE ROON Marten | 0 | 0 | 0 | 0 | 0 | 0 | 0 |
| 17 | BLIND Daley | 0 | 1 | 0 | 0 | 0 | 0 | 1 |
| 21 | DE JONG Frenkie | 0 | 0 | 0 | 0 | 0 | 0 | 0 |
| 22 | DUMFRIES Denzel | 0 | 1 | 0 | 1 | 0 | 4 | 6 |
| 3 | DE LIGT Matthijs | 0 | 0 | 0 | 0 | 0 | 0 | 0 |
| 7 | BERGWIJN Steven | 0 | 0 | 0 | 0 | 0 | 0 | 0 |
| 19 | WEGHORST Wout | 0 | 0 | 0 | 0 | 0 | 0 | 0 |
| 20 | KOOPMEINERS Teun | 0 | 0 | 0 | 0 | 0 | 0 | 0 |
| 25 | SIMONS Xavi | 0 | 0 | 0 | 0 | 0 | 0 | 0 |



Crosses (Open Play)



| # | Player | Inswing | Outswing | Driven | Lofted | Cutback | Push Cross | Total Attempted |
|----|-------------------|---------|----------|--------|--------|---------|------------|-----------------|
| 1 | TURNER Matt | 0 | 0 | 0 | 0 | 0 | 0 | 0 |
| 2 | DEST Sergino | 0 | 1 | 0 | 1 | 0 | 1 | 3 |
| 3 | ZIMMERMAN Walker | 0 | 0 | 0 | 0 | 0 | 0 | 0 |
| 4 | ADAMS Tyler | 0 | 0 | 0 | 1 | 0 | 0 | 1 |
| 5 | ROBINSON Antonee | 0 | 2 | 0 | 2 | 0 | 0 | 4 |
| 6 | MUSAH Yunus | 1 | 0 | 2 | 1 | 1 | 0 | 5 |
| 8 | McKENNIE Weston | 0 | 0 | 0 | 0 | 0 | 0 | 0 |
| 9 | FERREIRA Jesus | 0 | 0 | 0 | 0 | 0 | 0 | 0 |
| 10 | PULISIC Christian | 0 | 0 | 1 | 0 | 0 | 2 | 3 |
| 13 | REAM Tim | 0 | 0 | 0 | 0 | 0 | 0 | 0 |
| 21 | WEAH Timothy | 0 | 0 | 1 | 0 | 0 | 2 | 3 |
| 7 | REYNA Giovanni | 0 | 0 | 2 | 0 | 0 | 0 | 2 |
| 11 | AARONSON Brenden | 0 | 0 | 0 | 0 | 0 | 0 | 0 |
| 16 | MORRIS Jordan | 0 | 0 | 0 | 0 | 0 | 0 | 0 |
| 19 | WRIGHT Haji | 0 | 0 | 0 | 0 | 0 | 0 | 0 |
| 22 | YEDLIN DeAndre | 0 | 0 | 0 | 0 | 0 | 0 | 0 |

Offering to Receive

Netherlands



404

Total Offers Made

164

Total Offers Received

Most Offers

58

DEPAY Memphis
CENTRE FORWARD LEFT

104

Offers Made in Final Third

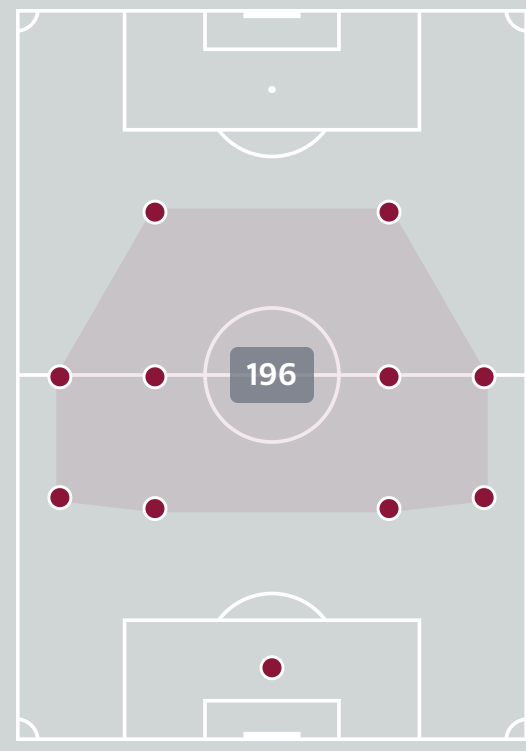
206

Offers Made in Middle Third

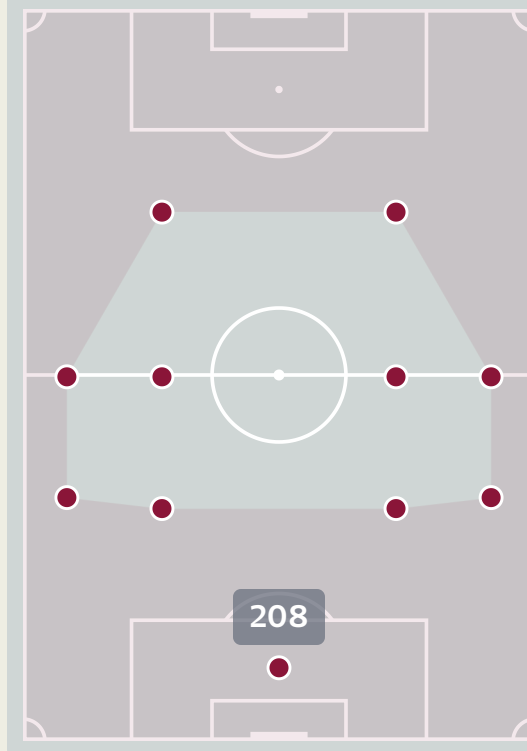
94

Offers Made in Defensive Third

Offers Made Inside Shape



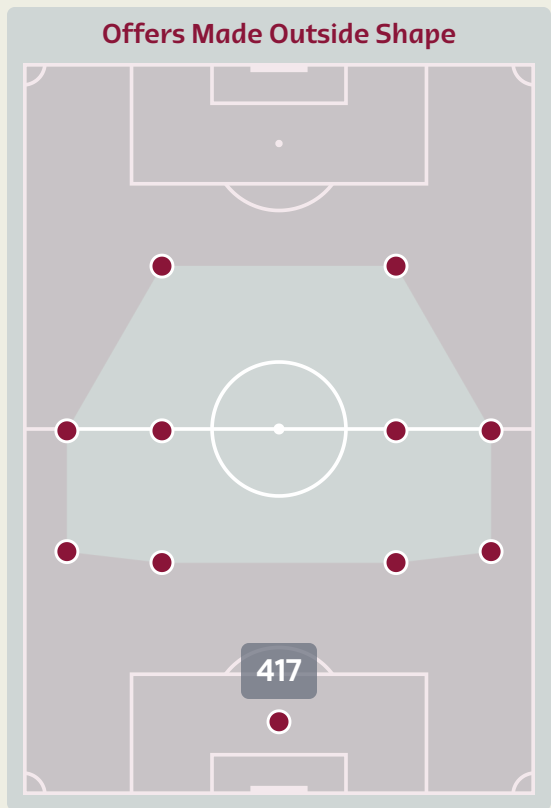
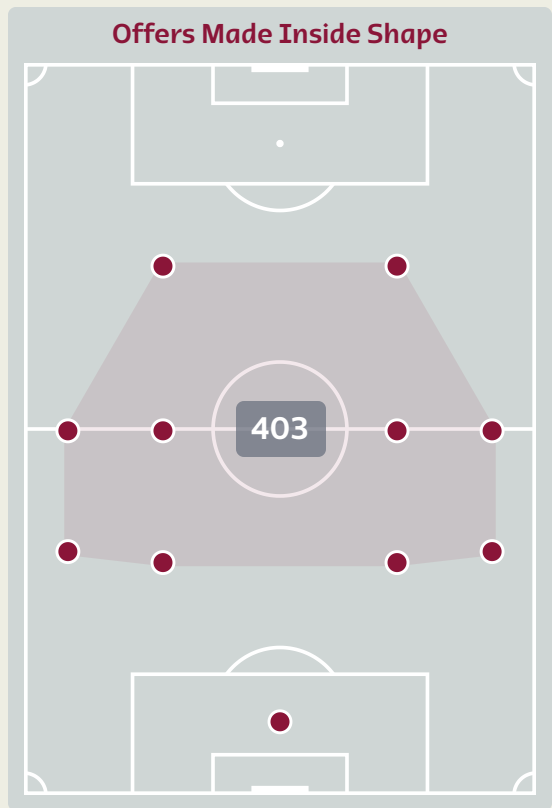
Offers Made Outside Shape



| # | Player | Offers Made | Offers Received | % Made & Received |
|----|------------------|-------------|-----------------|-------------------|
| 23 | NOPPERT Andries | 13 | 8 | 61.5% |
| 2 | TIMBER Jurrien | 31 | 19 | 61.3% |
| 4 | VAN DIJK Virgil | 19 | 11 | 57.9% |
| 5 | AKE Nathan | 7 | 2 | 28.6% |
| 8 | GAKPO Cody | 50 | 16 | 32% |
| 10 | DEPAY Memphis | 58 | 19 | 32.8% |
| 14 | KLAASSEN Davy | 24 | 4 | 16.7% |
| 15 | DE ROON Marten | 11 | 5 | 45.5% |
| 17 | BLIND Daley | 33 | 17 | 51.5% |
| 21 | DE JONG Frenkie | 41 | 16 | 39% |
| 22 | DUMFRIES Denzel | 36 | 20 | 55.6% |
| 3 | DE LIGT Matthijs | 0 | 0 | 0% |
| 7 | BERGWIJN Steven | 24 | 9 | 37.5% |
| 19 | WEGHORST Wout | 1 | 0 | 0% |
| 20 | KOOPMEINERS Teun | 45 | 11 | 24.4% |
| 25 | SIMONS Xavi | 11 | 7 | 63.6% |



Offering to Receive



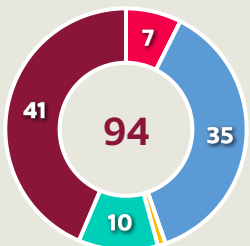
| # | Player | Offers Made | Offers Received | % Made & Received |
|----|-------------------|-------------|-----------------|-------------------|
| 1 | TURNER Matt | 17 | 5 | 29.4% |
| 2 | DEST Sergino | 65 | 20 | 30.8% |
| 3 | ZIMMERMAN Walker | 27 | 13 | 48.1% |
| 4 | ADAMS Tyler | 98 | 38 | 38.8% |
| 5 | ROBINSON Antonee | 86 | 26 | 30.2% |
| 6 | MUSAH Yunus | 64 | 28 | 43.8% |
| 8 | McKENNIE Weston | 64 | 25 | 39.1% |
| 9 | FERREIRA Jesus | 61 | 15 | 24.6% |
| 10 | PULISIC Christian | 89 | 25 | 28.1% |
| 13 | REAM Tim | 45 | 18 | 40% |
| 21 | WEAH Timothy | 63 | 15 | 23.8% |
| 7 | REYNA Giovanni | 58 | 22 | 37.9% |
| 11 | AARONSON Brenden | 38 | 7 | 18.4% |
| 16 | MORRIS Jordan | 7 | 0 | 0% |
| 19 | WRIGHT Haji | 25 | 6 | 24% |
| 22 | YEDLIN DeAndre | 13 | 3 | 23.1% |

Movement to Receive

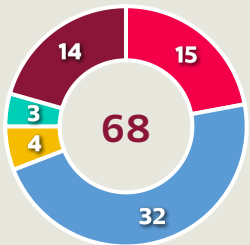


Movement Types by Phase

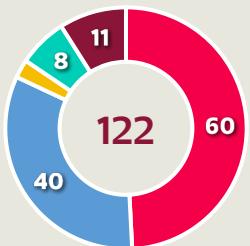
Final Third Phase



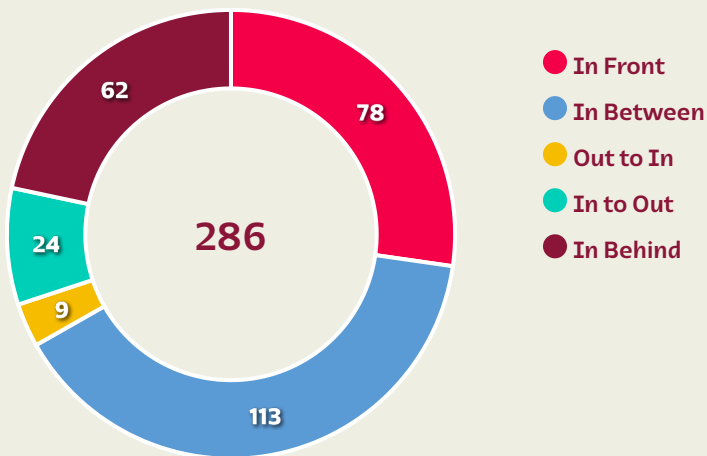
Progression Phase



Build Up Phase



All Movement Types

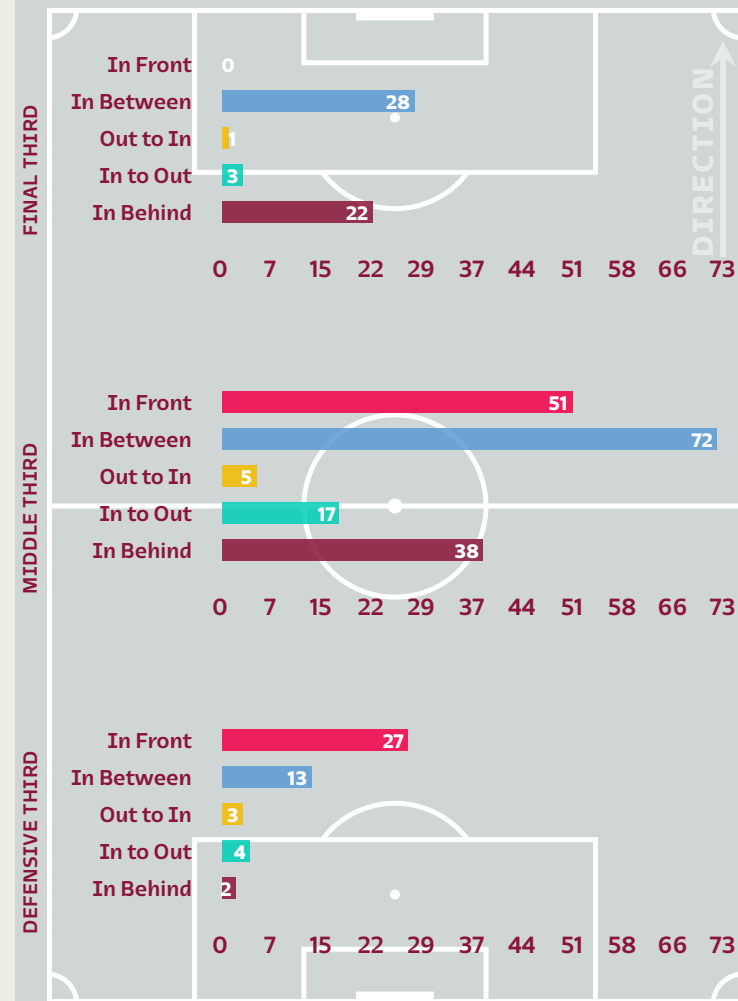


- In Front
- In Between
- Out to In
- In to Out
- In Behind

Top Ranked Players

| Type | Player | Movements |
|------------|--------------------|-----------|
| In Front | 21 DE JONG Frenkie | 24 |
| In Between | 10 DEPAY Memphis | 25 |
| Out to In | 10 DEPAY Memphis | 4 |
| In to Out | 8 GAKPO Cody | 6 |
| In Behind | 10 DEPAY Memphis | 22 |

Movement Types Pitch Third

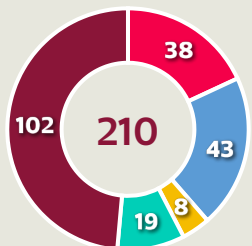




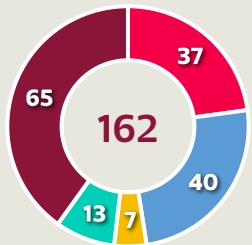
Movement to Receive

Movement Types by Phase

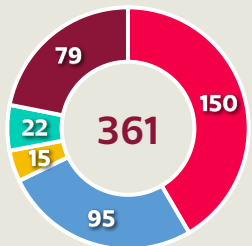
Final Third Phase



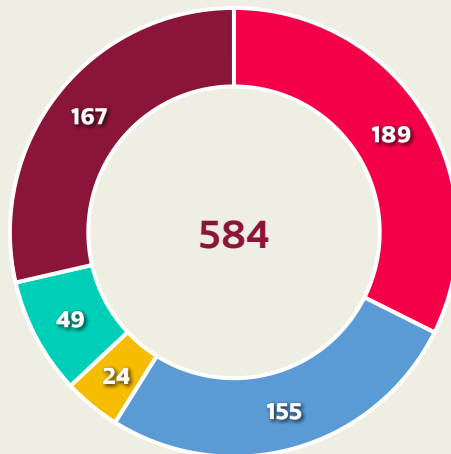
Progression Phase



Build Up Phase



All Movement Types

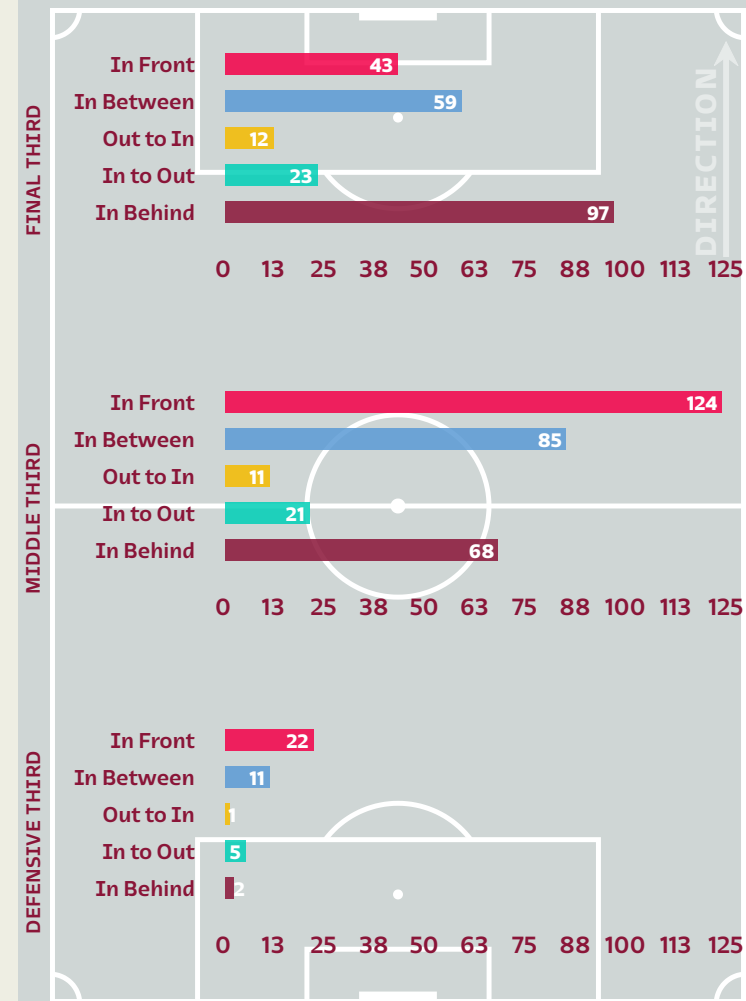


- In Front
- In Between
- Out to In
- In to Out
- In Behind

Top Ranked Players

| Type | Player | Movements |
|------------|----------------------|-----------|
| In Front | 4 ADAMS Tyler | 46 |
| In Between | 9 FERREIRA Jesus | 32 |
| Out to In | 10 PULISIC Christian | 6 |
| In to Out | 6 MUSAH Yunus | 9 |
| In Behind | 21 WEAH Timothy | 32 |

Movement Types Pitch Third





FIFA WORLD CUP
Qatar 2022



OUT OF POSSESSION



Netherlands v USA



Defensive Actions

101

Forced Turnovers

71

Possession Regained

12

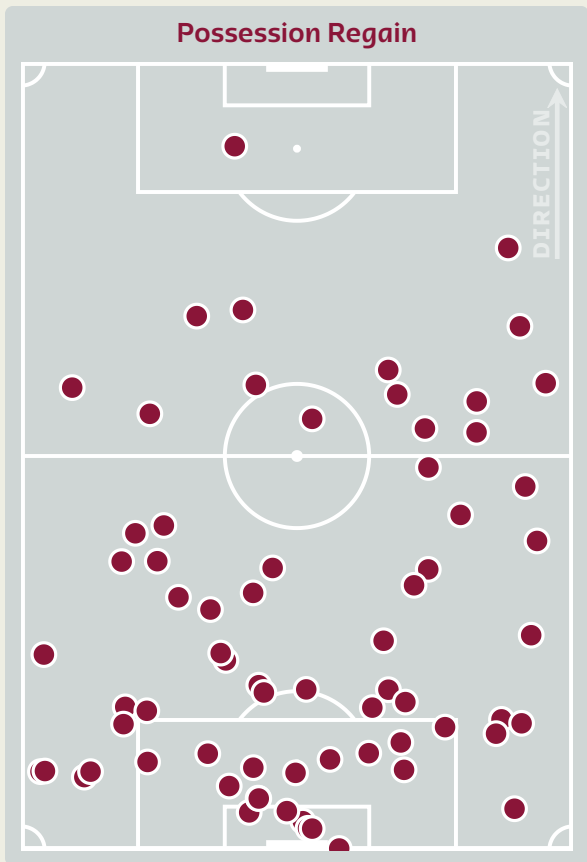
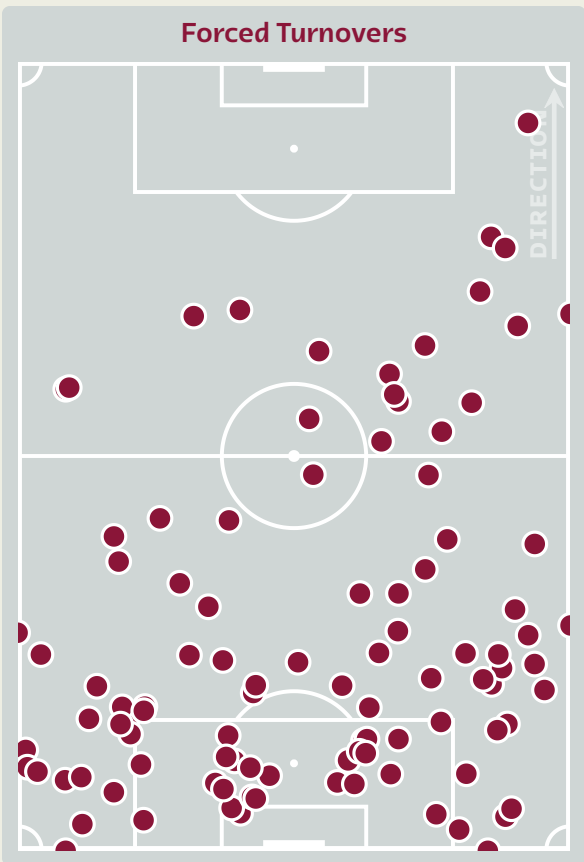
Interceptions

40

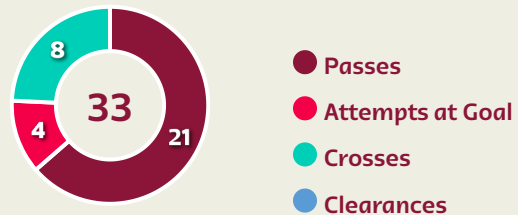
Tackles

2.57

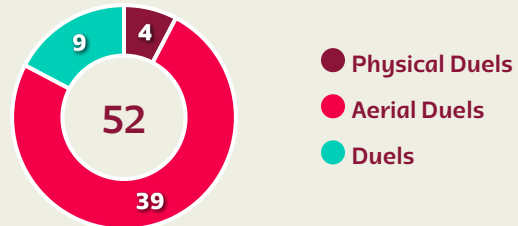
Possession Actions /
Defensive Action



Blocks



Possession Contests



Most Possession Regains

12

AKE Nathan
LEFT BACK

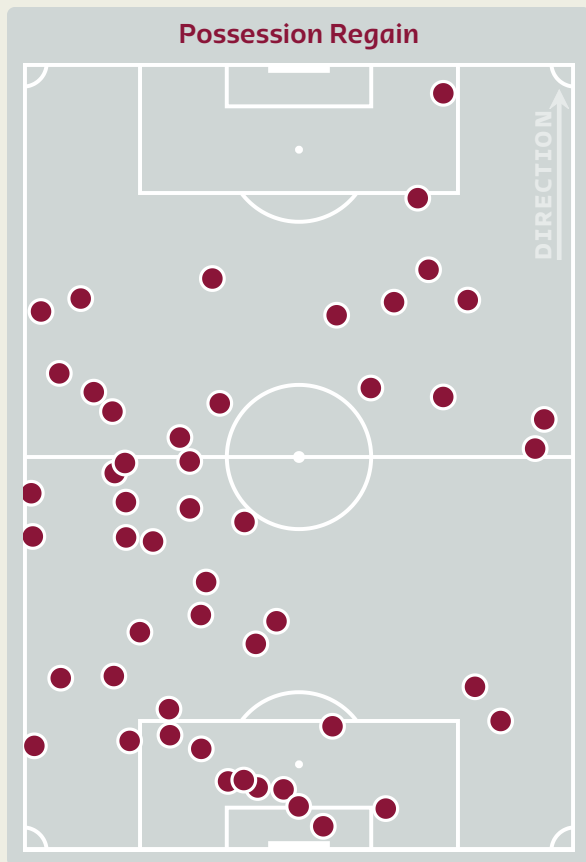
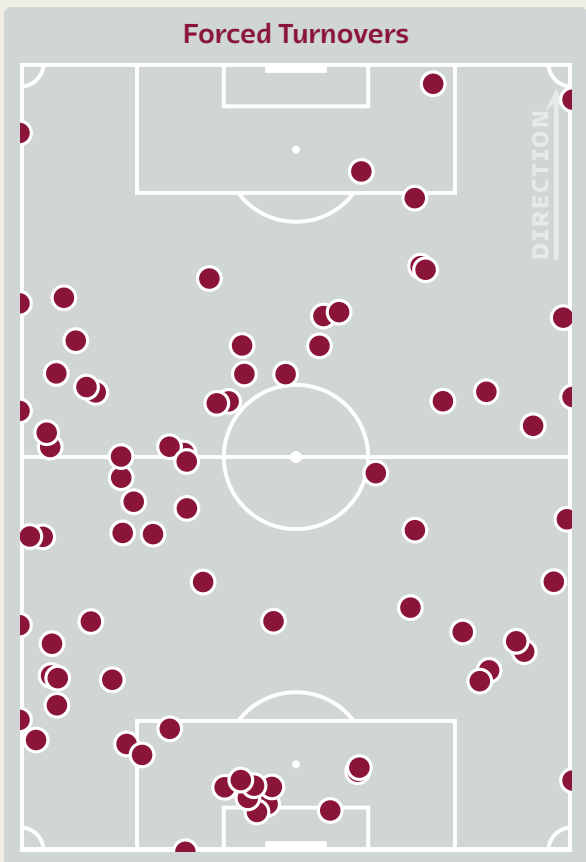
Netherlands



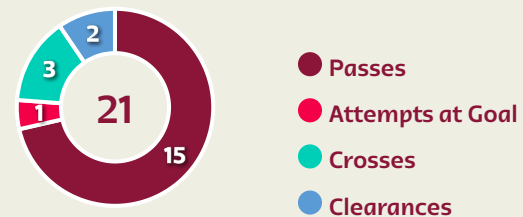
| # | Player | Total Possession Regains |
|----|------------------|--------------------------|
| 23 | NOPERT Andries | 7 |
| 2 | TIMBER Jurrien | 10 |
| 4 | VAN DIJK Virgil | 8 |
| 5 | AKE Nathan | 12 |
| 8 | GAKPO Cody | 4 |
| 10 | DEPAY Memphis | 2 |
| 14 | KLAASSEN Davy | 1 |
| 15 | DE ROON Marten | 2 |
| 17 | BLIND Daley | 8 |
| 21 | DE JONG Frenkie | 8 |
| 22 | DUMFRIES Denzel | 1 |
| 3 | DE LIGT Matthijs | 1 |
| 7 | BERGWIJN Steven | 2 |
| 19 | WEGHORST Wout | 0 |
| 20 | KOOPMEINERS Teun | 5 |
| 25 | SIMONS Xavi | 0 |



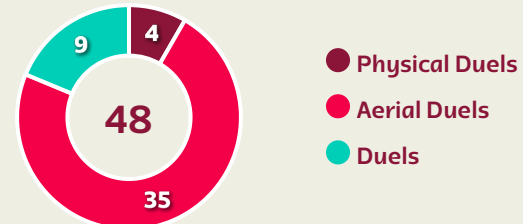
Defensive Actions



Blocks



Possession Contests



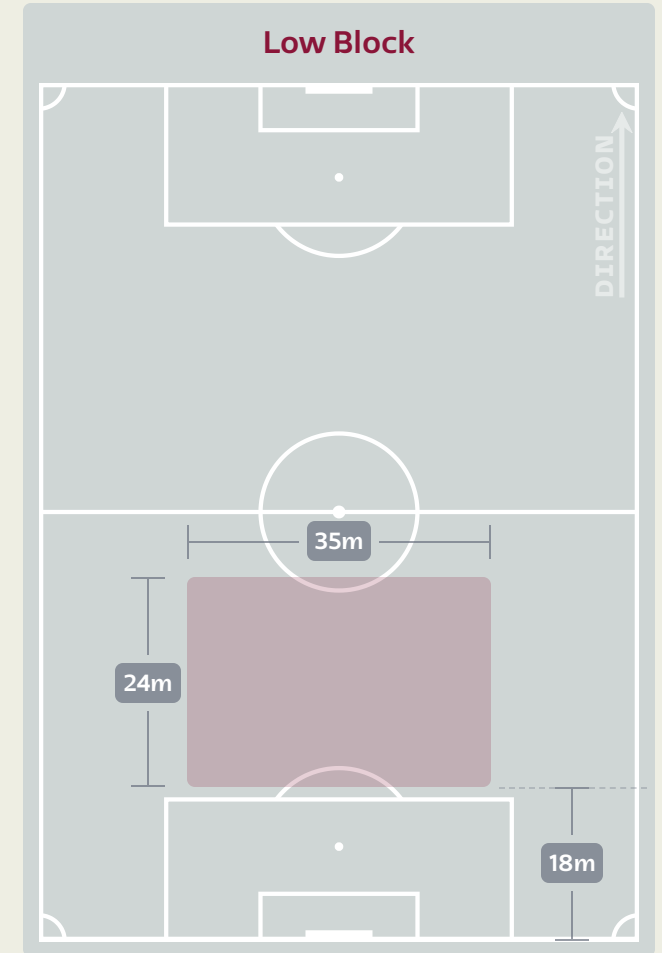
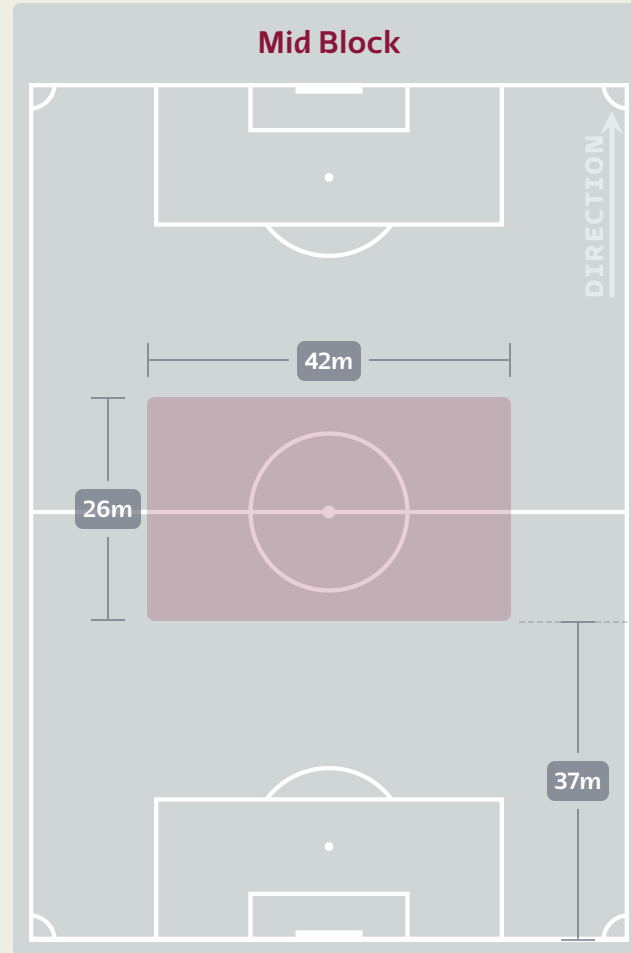
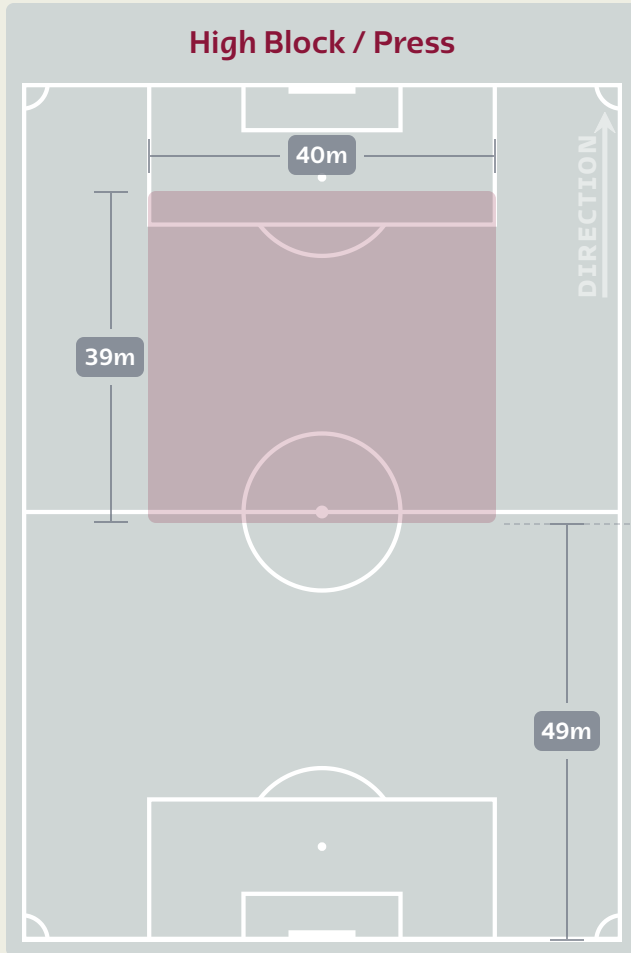
Most Possession Regains



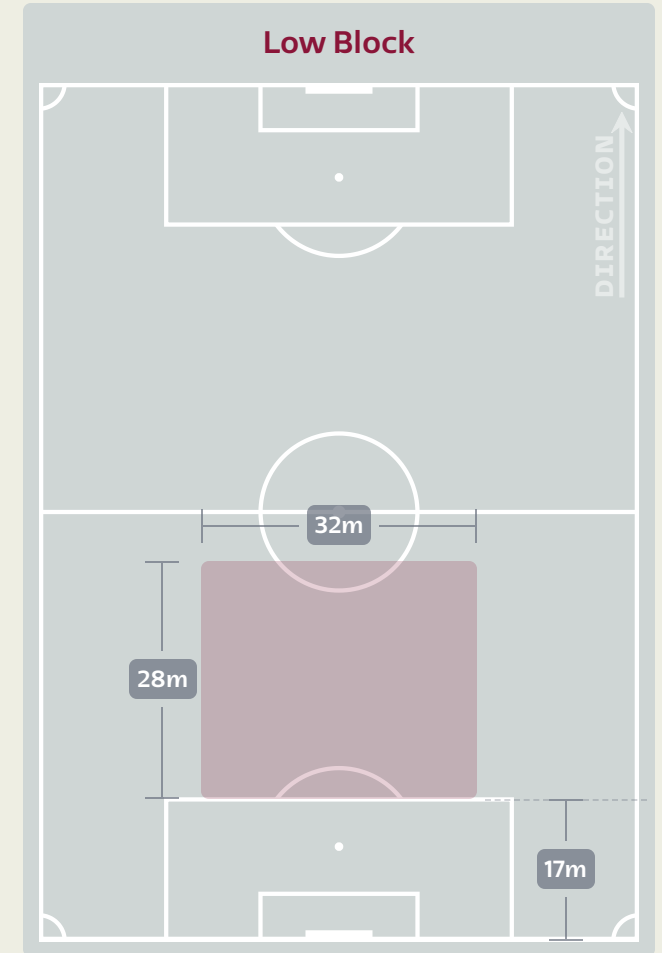
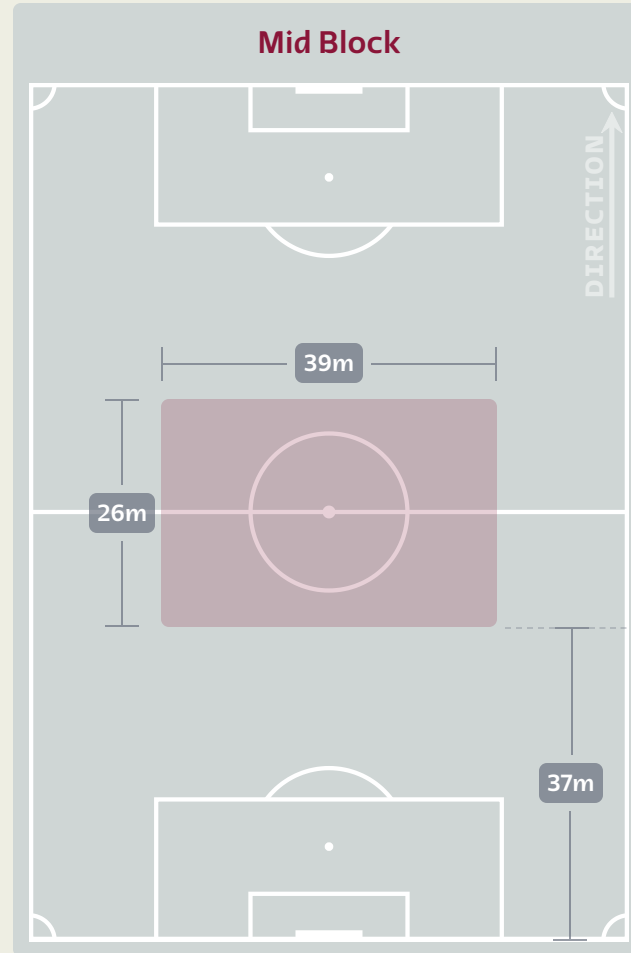
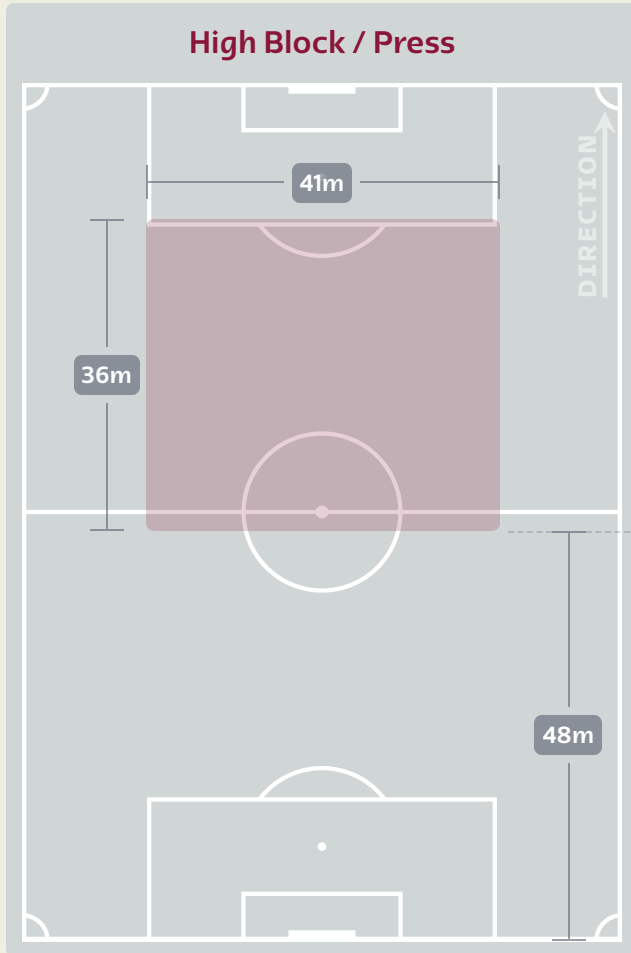
| # | Player | Total Possession Regains |
|----|-------------------|--------------------------|
| 1 | TURNER Matt | 4 |
| 2 | DEST Sergino | 3 |
| 3 | ZIMMERMAN Walker | 9 |
| 4 | ADAMS Tyler | 9 |
| 5 | ROBINSON Antonee | 13 |
| 6 | MUSAH Yunus | 3 |
| 8 | McKENNIE Weston | 0 |
| 9 | FERREIRA Jesus | 0 |
| 10 | PULISIC Christian | 1 |
| 13 | REAM Tim | 8 |
| 21 | WEAH Timothy | 0 |
| 7 | REYNA Giovanni | 1 |
| 11 | AARONSON Brenden | 2 |
| 16 | MORRIS Jordan | 1 |
| 19 | WRIGHT Haji | 0 |
| 22 | YEDLIN DeAndre | 1 |

Defensive Line Height & Team Length

Netherlands



Defensive Line Height & Team Length

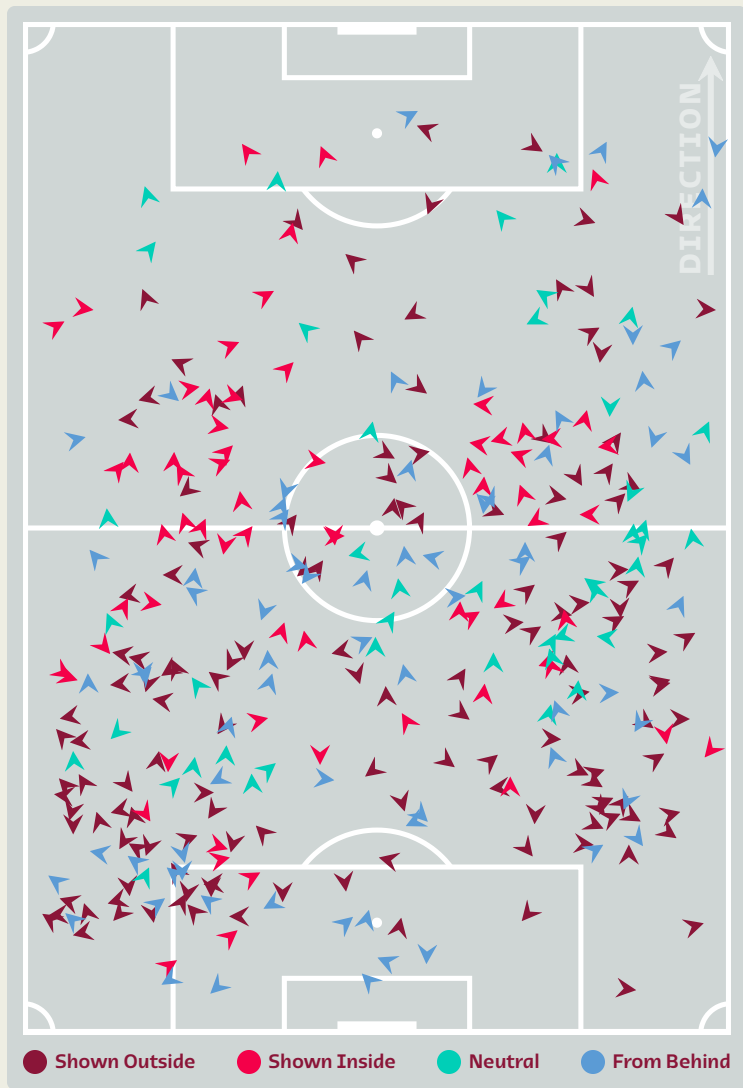


Defensive Pressure



Netherlands

USA

| | | |
|--------|----------------------------|-------|
| 325 | Total Pressures | 256 |
| 52 | Direct Pressures | 42 |
| 1.5s | Avg Pressure Duration | 1.65s |
| 101 | Forced Turnovers | 77 |
| 17.29s | Ball Recovery Time | 9.46s |
| 128 | Pushing on into Pressing | 129 |
| 416 | Pushing on | 263 |
| 68 | Pressing Direction Inside | 43 |
| 143 | Pressing Direction Outside | 146 |

Most Direct Pressures


10

BLIND Daley
LEFT MIDFIELD

Most Direct Pressures

7

MUSAH Yunus
RIGHT CENTRE MIDFIELD





FIFA WORLD CUP
Qatar 2022



GOALKEEPING



Netherlands v USA

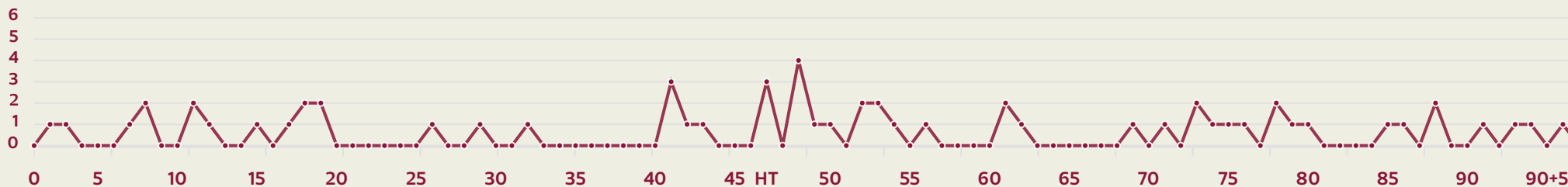


Goalkeeping Involvement



Netherlands

Netherlands GK Involvement Timeline



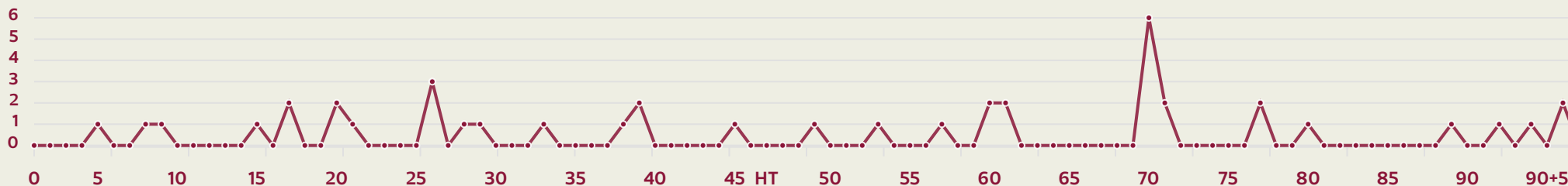
61

Total Involvements



USA

USA GK Involvement Timeline

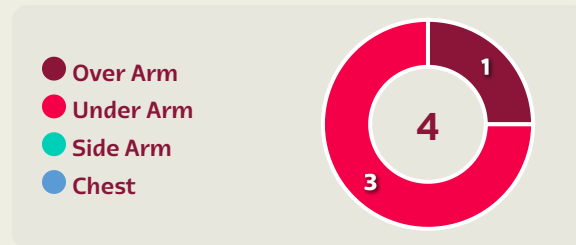
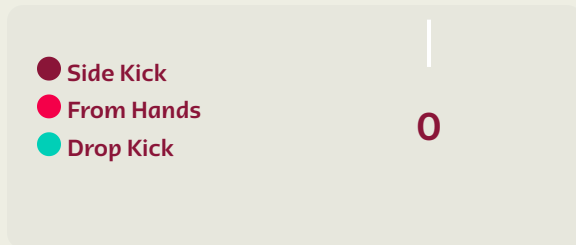
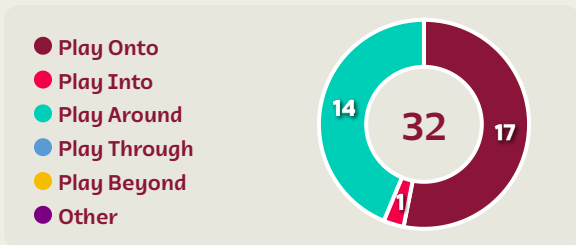
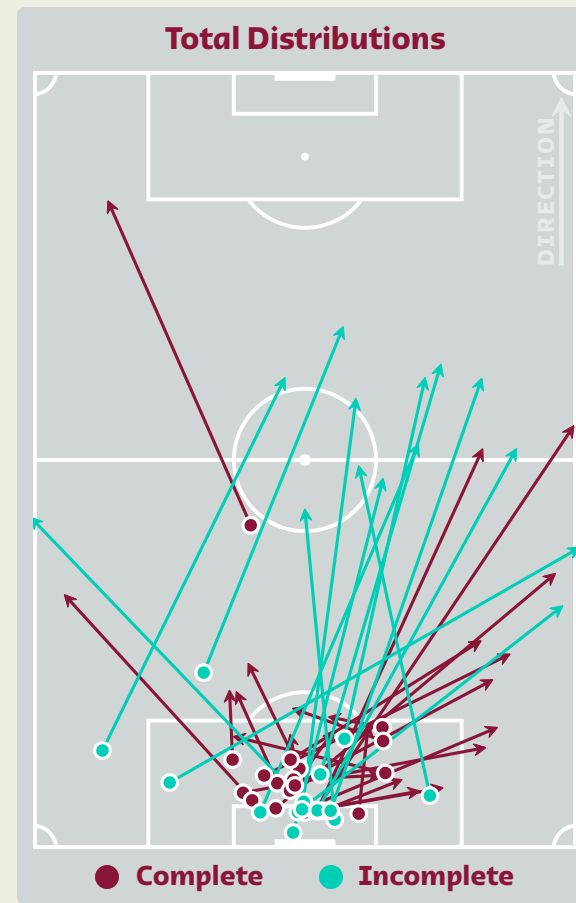
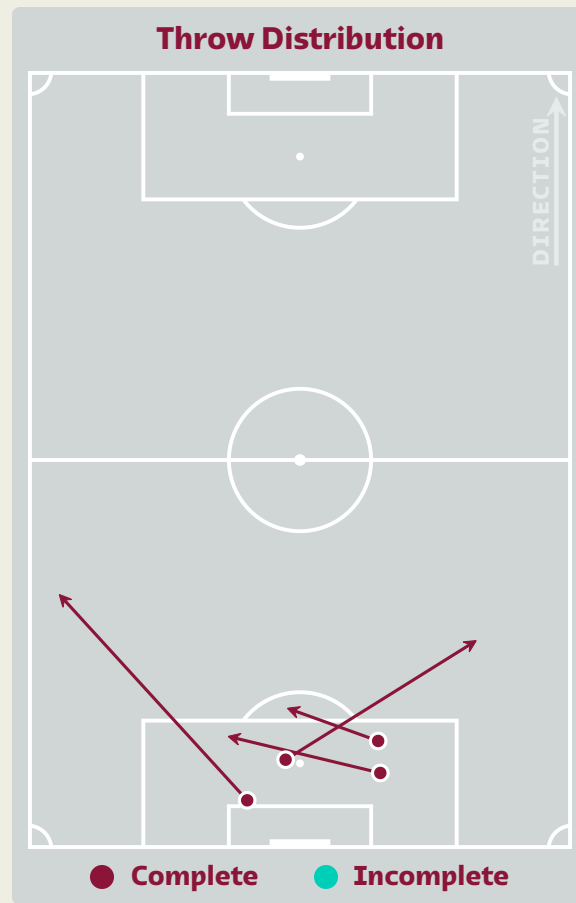
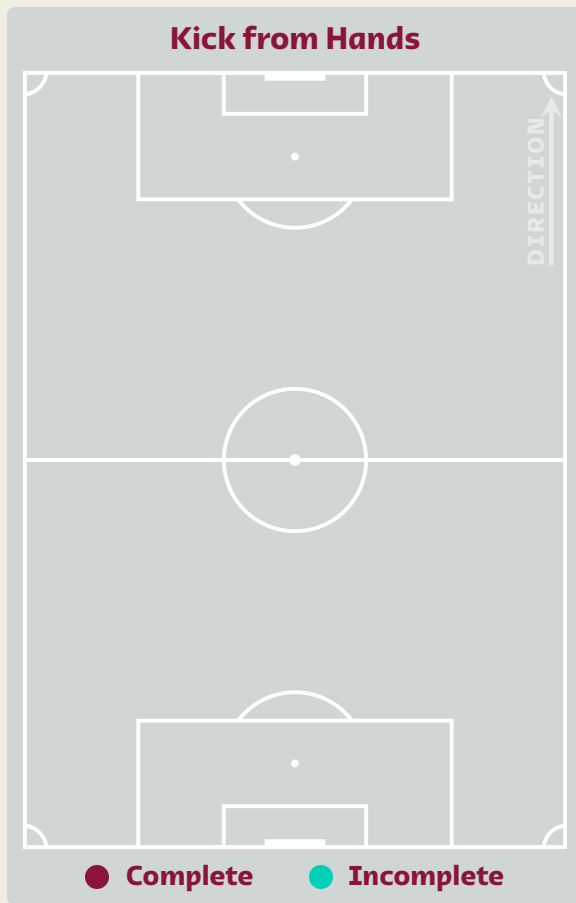
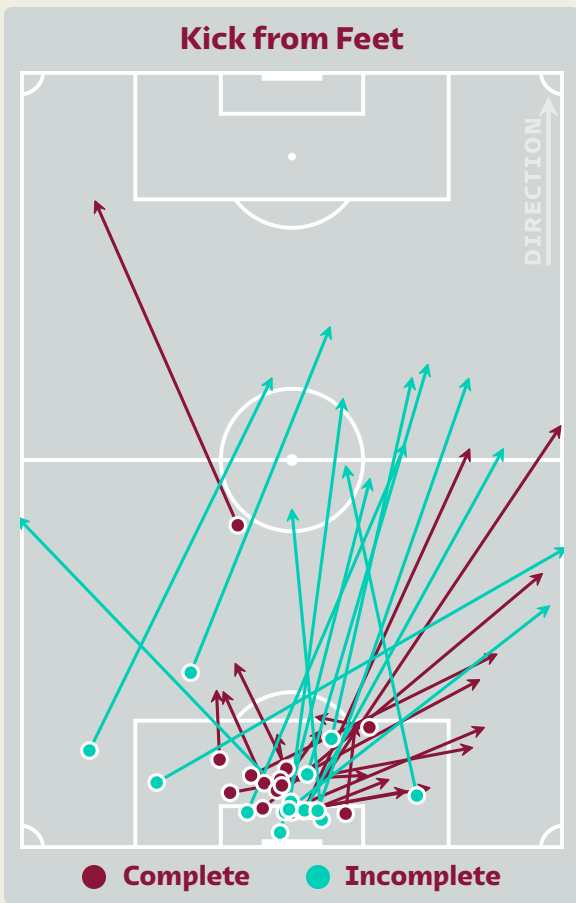


42

Total Involvements

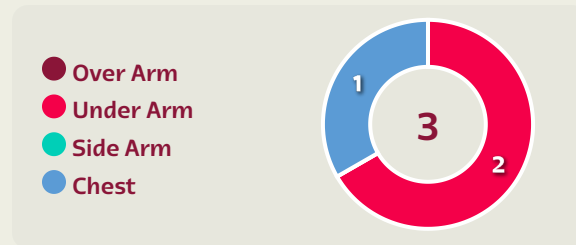
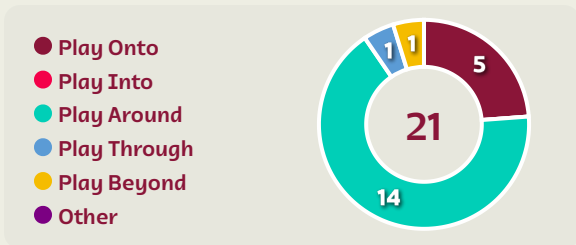
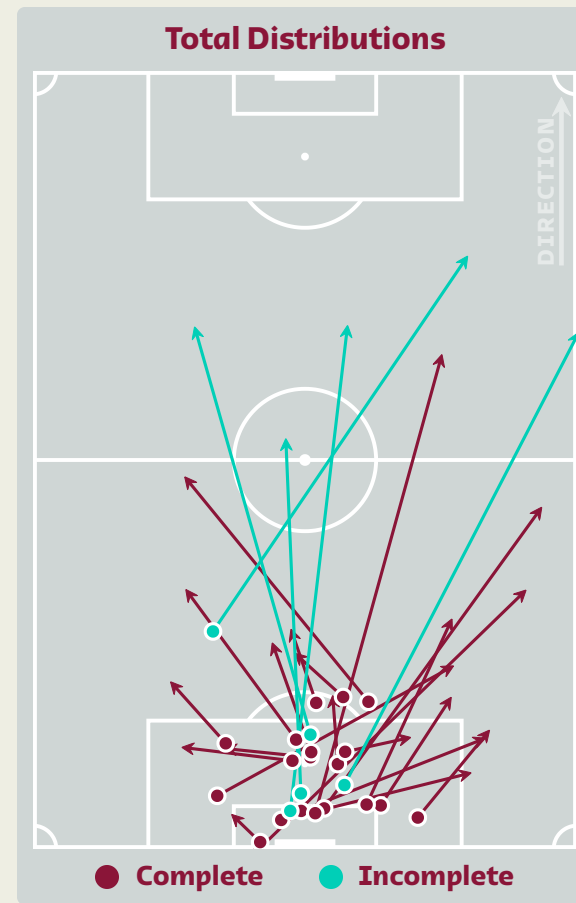
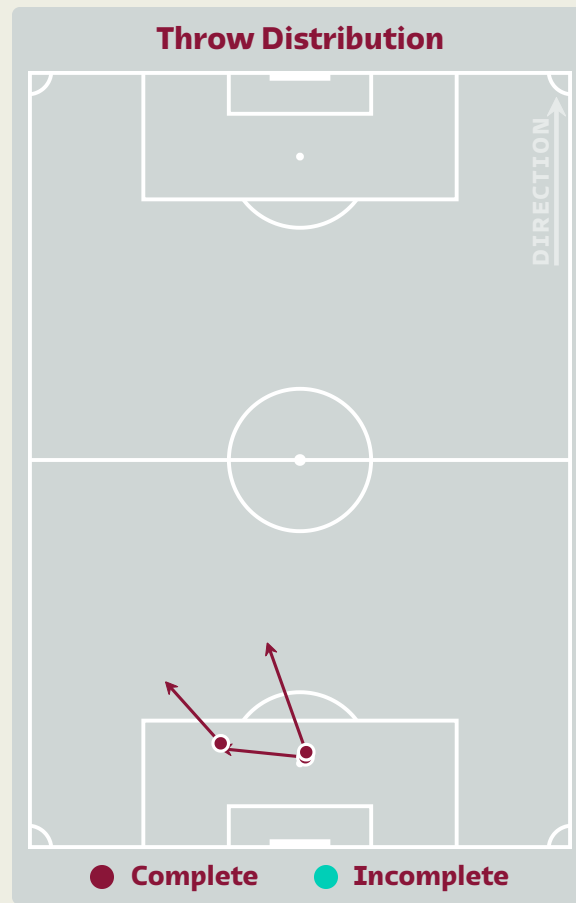
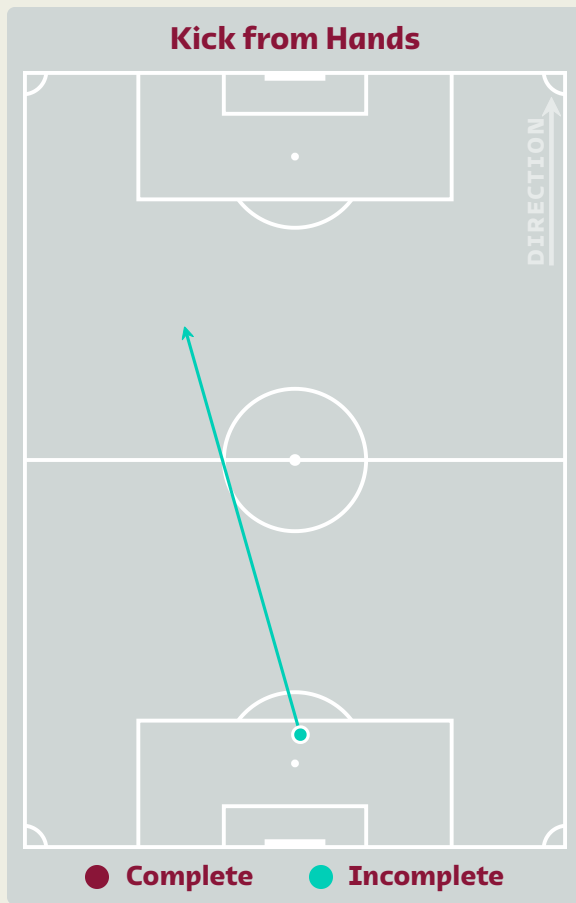
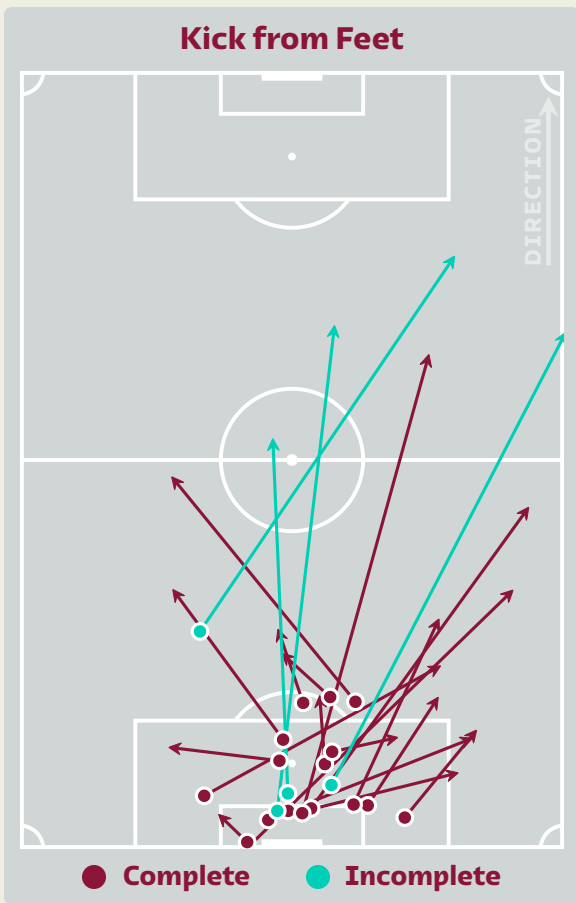
Goalkeeping Distribution

Netherlands



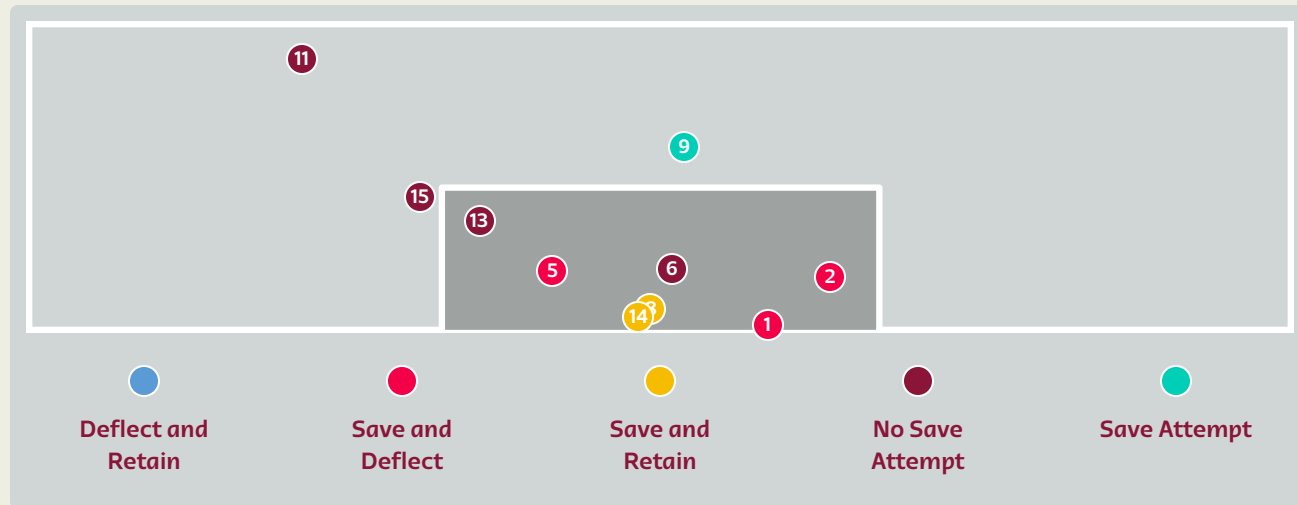
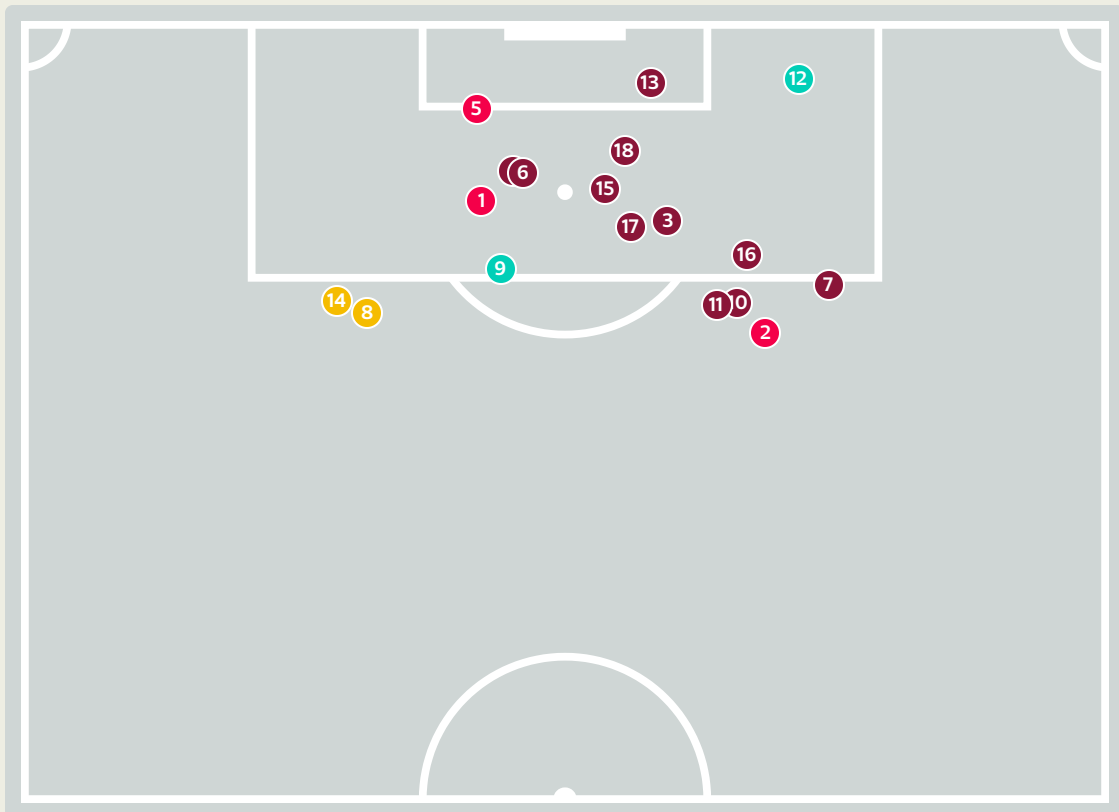


Goalkeeping Distribution



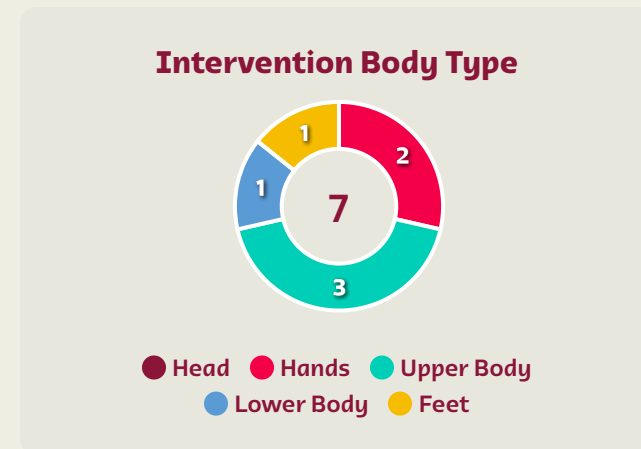
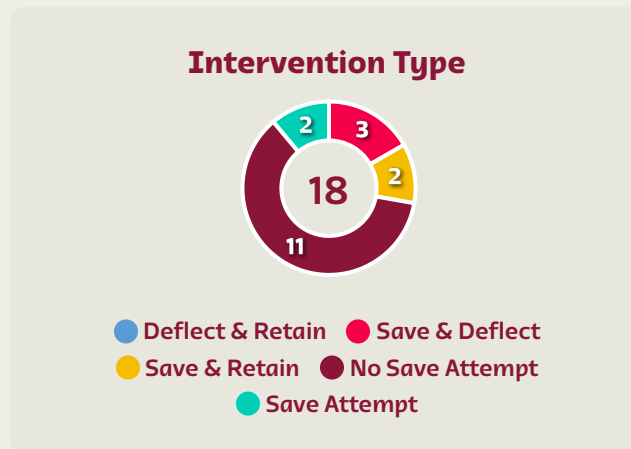
Goal Prevention

Netherlands



18
Total Attempts on Goal Faced

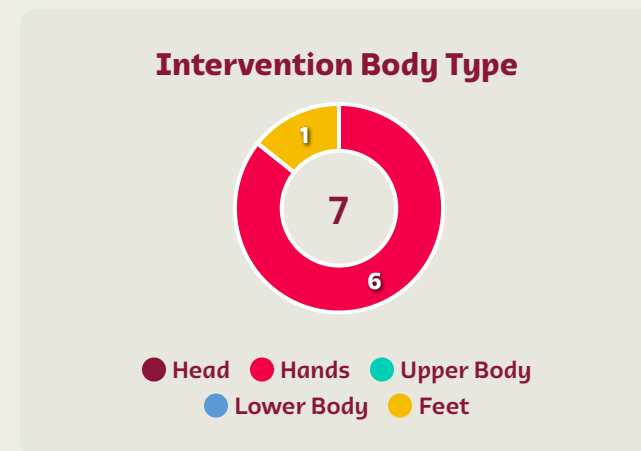
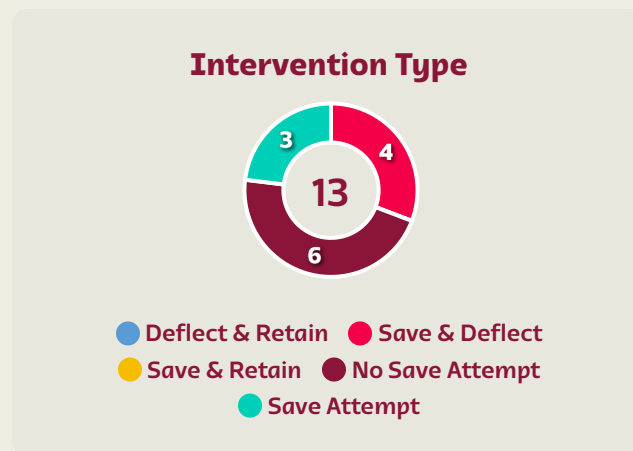
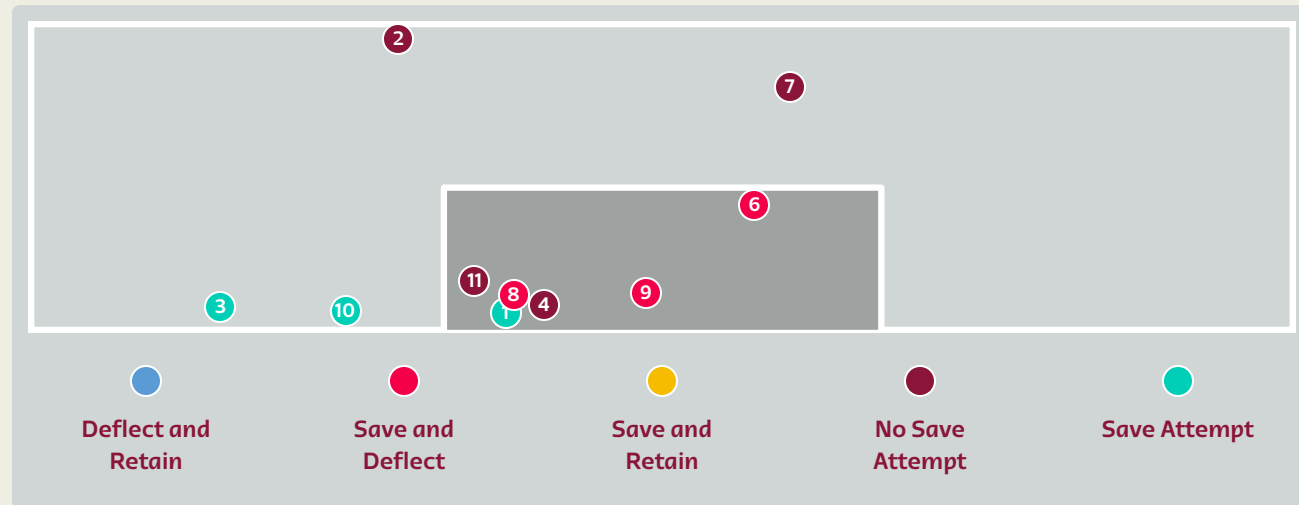
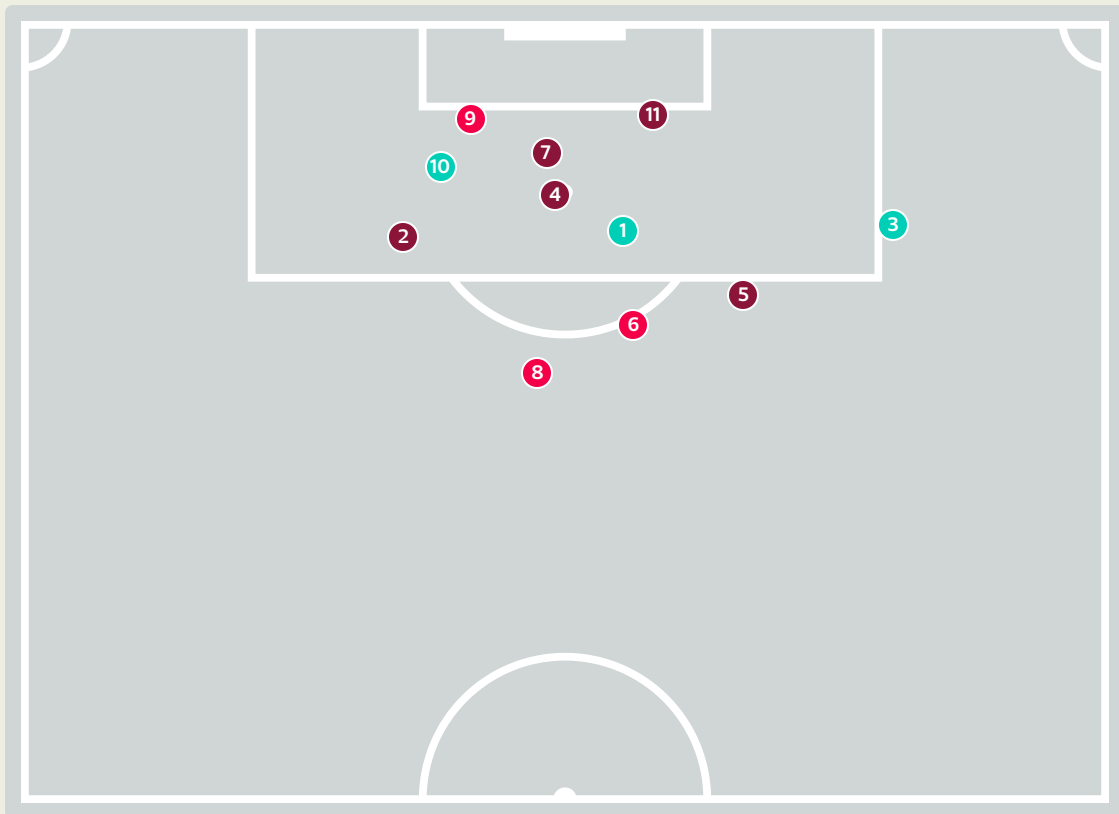
71
Save %



| Total Attempts on Goal Faced | Total Goal Interventions | Save & Retain | Deflect & Retain | Save & Deflect | Save Attempt | No Save Attempt |
|------------------------------|--------------------------|---------------|------------------|----------------|--------------|-----------------|
| 18 | 5 | 2 | 0 | 3 | 2 | 11 |



Goal Prevention



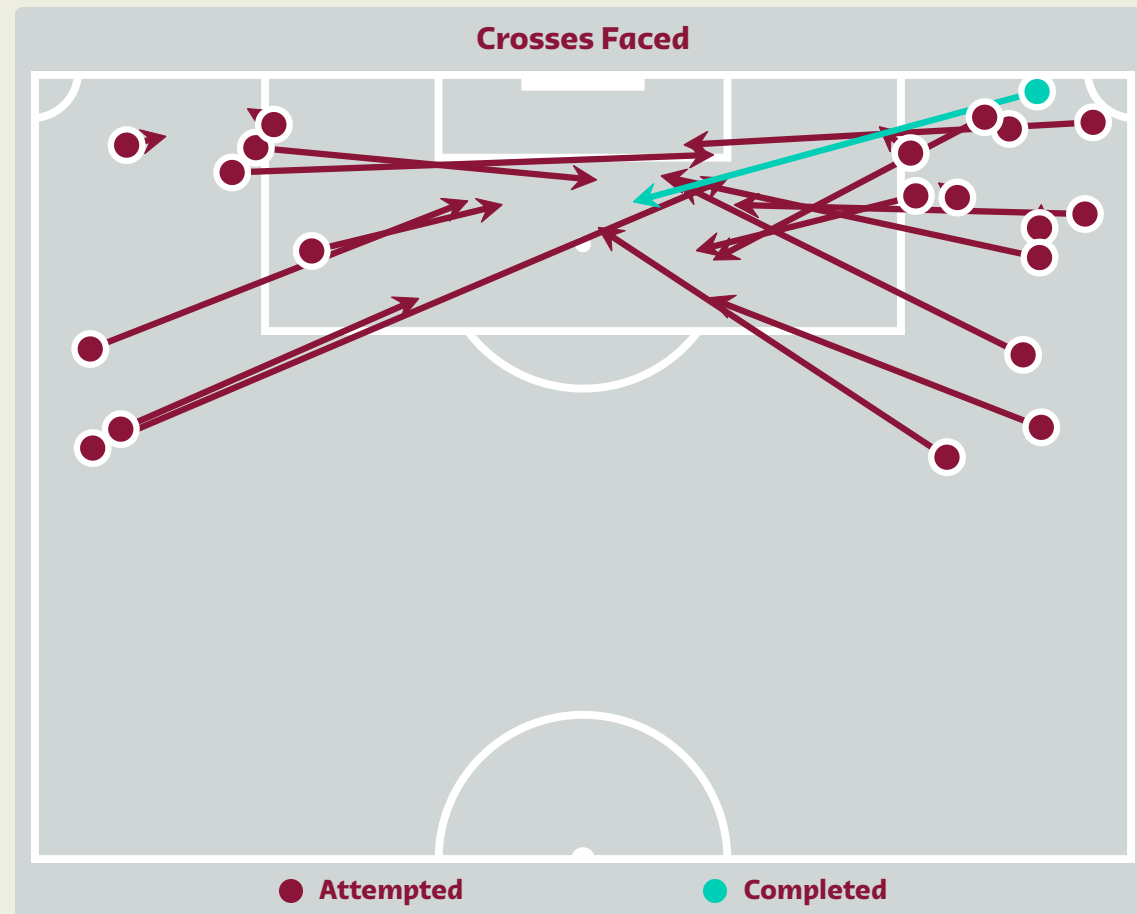
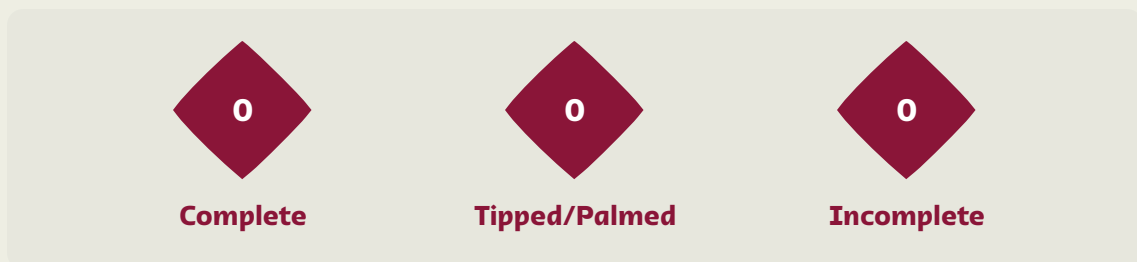
13
Total Attempts on Goal Faced

50
Save %

| Total Attempts on Goal Faced | Total Goal Interventions | Save & Retain | Deflect & Retain | Save & Deflect | Save Attempt | No Save Attempt |
|------------------------------|--------------------------|---------------|------------------|----------------|--------------|-----------------|
| 13 | 4 | 0 | 0 | 4 | 3 | 6 |

Aerial Control

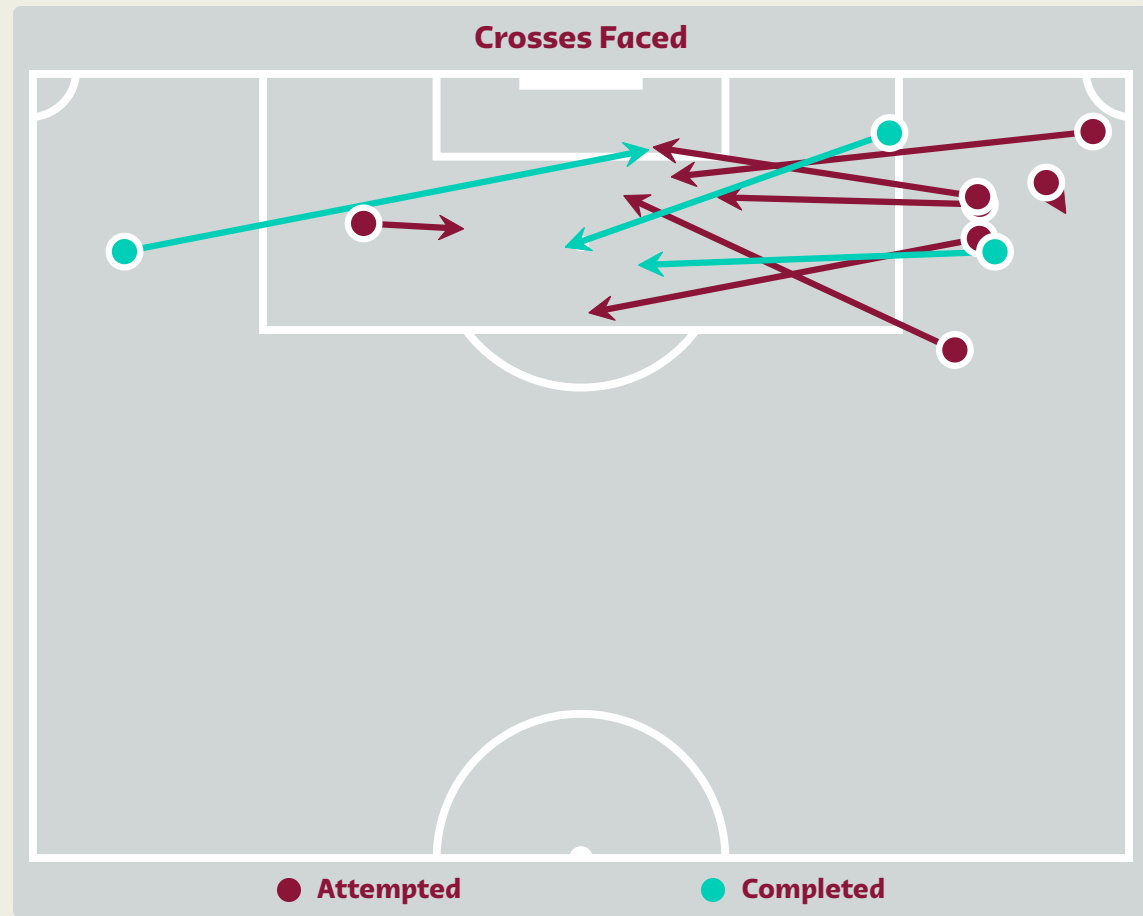

Netherlands



Delivery Types Faced

| Total | In Swing | Out Swing | Driven | Lofted | Cutback | Push |
|-------|----------|-----------|--------|--------|---------|------|
| 27 | 3 | 5 | 6 | 7 | 1 | 5 |

Aerial Control



Delivery Types Faced

| Total | In Swing | Out Swing | Driven | Lofted | Cutback | Push |
|-------|----------|-----------|--------|--------|---------|------|
| 13 | 2 | 4 | 0 | 2 | 0 | 5 |



FIFA WORLD CUP
Qatar 2022



SET PLAYS

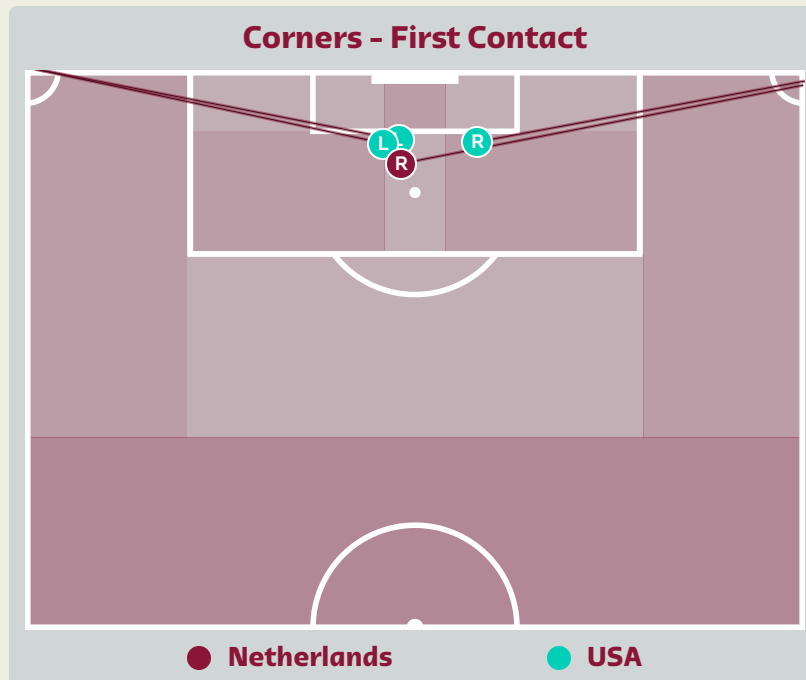
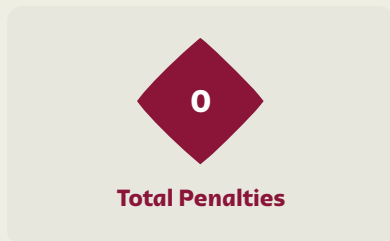


Netherlands v USA



Set Plays - Corners

Netherlands



| Delivery Type | From Left Side | From Right Side | Total |
|----------------------|----------------|-----------------|-------|
| Direct to Area | 2 | 1 | 3 |
| Short | 0 | 1 | 1 |
| Edge of Penalty Area | 0 | 0 | 0 |

| Delivery Style | Total |
|----------------|-------|
| Inswing | 2 |
| Outswing | 1 |
| Driven | 0 |

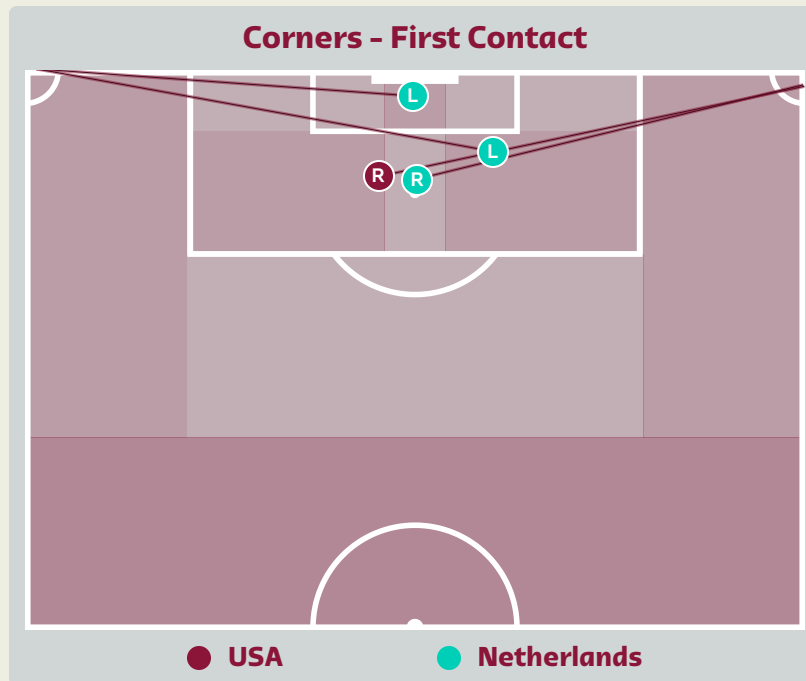
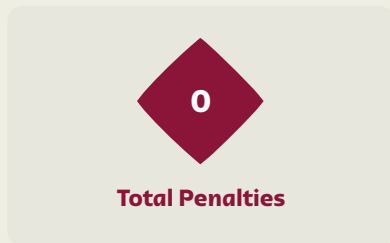
| Free Kicks | |
|---------------------|-------|
| Type | Total |
| Direct | 5 |
| Direct (on target) | 0 |
| Direct (off target) | 0 |
| Indirect | 3 |



| Top 5 Player First Contacts | | |
|-----------------------------|-------------|-------|
| Player | Team | Total |
| ZIMMERMAN Walker | USA | 2 |
| VAN DIJK Virgil | Netherlands | 1 |
| McKENNIE Weston | USA | 1 |



Set Plays - Corners



| Delivery Type | From Left Side | From Right Side | Total |
|----------------------|----------------|-----------------|-------|
| Direct to Area | 3 | 2 | 5 |
| Short | 0 | 0 | 0 |
| Edge of Penalty Area | 0 | 0 | 0 |

| Delivery Style | Total |
|----------------|-------|
| Inswing | 1 |
| Outswing | 2 |
| Driven | 0 |

| Free Kicks | |
|---------------------|-------|
| Type | Total |
| Direct | 10 |
| Direct (on target) | 0 |
| Direct (off target) | 0 |
| Indirect | 0 |



| Top 5 Player First Contacts | | |
|-----------------------------|-------------|-------|
| Player | Team | Total |
| McKENNIE Weston | USA | 1 |
| NOPERT Andries | Netherlands | 1 |
| AKE Nathan | Netherlands | 1 |
| DUMFRIES Denzel | Netherlands | 1 |



FIFA WORLD CUP
Qatar 2022



INDIVIDUAL DATA IN POSSESSION



Netherlands v USA



In Possession - Distributions

Netherlands



| # | Player | Passes Attempted | Passes Completed | Pass Completion % | Switches of Play | Crosses Attempted | Crosses Completed | Line Breaks Attempted | Line Breaks Completed | Line Break Completion % | Ball Progressions | Take Ons | Step Ins | Attempts at Goal | Goals |
|----|------------------|------------------|------------------|-------------------|------------------|-------------------|-------------------|-----------------------|-----------------------|-------------------------|-------------------|----------|----------|------------------|-------|
| 23 | NOPERT Andries | 37 | 23 | 62% | 0 | 0 | 0 | 16 | 5 | 31% | 0 | 0 | 0 | 0 | 0 |
| 2 | TIMBER Jurrien | 40 | 34 | 85% | 0 | 0 | 0 | 14 | 10 | 71% | 1 | 0 | 1 | 0 | 0 |
| 4 | VAN DIJK Virgil | 47 | 43 | 91% | 1 | 0 | 0 | 11 | 7 | 63% | 0 | 0 | 0 | 1 | 0 |
| 5 | AKE Nathan | 30 | 29 | 97% | 0 | 0 | 0 | 11 | 10 | 90% | 0 | 0 | 0 | 0 | 0 |
| 8 | GAKPO Cody | 26 | 22 | 85% | 0 | 4 | 1 | 9 | 6 | 66% | 5 | 4 | 1 | 1 | 0 |
| 10 | DEPAY Memphis | 27 | 23 | 85% | 1 | 2 | 0 | 7 | 4 | 57% | 5 | 3 | 2 | 4 | 1 |
| 14 | KLAASSEN Davy | 14 | 9 | 64% | 0 | 0 | 0 | 3 | 3 | 100% | 0 | 0 | 0 | 0 | 0 |
| 15 | DE ROON Marten | 13 | 11 | 85% | 0 | 0 | 0 | 1 | 0 | 0% | 0 | 0 | 0 | 0 | 0 |
| 17 | BLIND Daley | 37 | 30 | 81% | 1 | 1 | 1 | 14 | 10 | 71% | 2 | 1 | 1 | 2 | 1 |
| 21 | DE JONG Frenkie | 39 | 34 | 87% | 1 | 0 | 0 | 14 | 13 | 92% | 1 | 0 | 1 | 0 | 0 |
| 22 | DUMFRIES Denzel | 37 | 24 | 65% | 0 | 6 | 2 | 15 | 7 | 46% | 4 | 1 | 3 | 1 | 1 |
| 3 | DE LIGT Matthijs | 0 | 0 | 0% | 0 | 0 | 0 | 0 | 0 | 0% | 0 | 0 | 0 | 0 | 0 |
| 7 | BERGWIJN Steven | 18 | 17 | 94% | 0 | 0 | 0 | 1 | 1 | 100% | 1 | 1 | 0 | 1 | 0 |
| 19 | WEGHORST Wout | 0 | 0 | 0% | 0 | 0 | 0 | 0 | 0 | 0% | 0 | 0 | 0 | 0 | 0 |
| 20 | KOOPMEINERS Teun | 22 | 15 | 68% | 0 | 0 | 0 | 8 | 6 | 75% | 0 | 0 | 0 | 1 | 0 |
| 25 | SIMONS Xavi | 9 | 6 | 67% | 0 | 0 | 0 | 4 | 3 | 75% | 0 | 0 | 0 | 0 | 0 |

In Possession - Offers & Receptions

Netherlands



| | | | Offer movement types | | | | | | |
|----|------------------|--------------|----------------------|------------|-----------|-----------|-----------|-------------|-----------------|
| # | Player | Total Offers | In Front | In Between | Out to In | In to Out | In Behind | No Movement | Offers Received |
| 23 | NOPPERT Andries | 13 | 0 | 0 | 0 | 0 | 0 | 13 | 8 |
| 2 | TIMBER Jurrien | 31 | 12 | 4 | 0 | 1 | 0 | 14 | 19 |
| 4 | VAN DIJK Virgil | 19 | 1 | 0 | 0 | 0 | 0 | 18 | 11 |
| 5 | AKE Nathan | 7 | 1 | 0 | 0 | 0 | 0 | 6 | 2 |
| 8 | GAKPO Cody | 50 | 5 | 20 | 2 | 6 | 13 | 4 | 16 |
| 10 | DEPAY Memphis | 58 | 1 | 25 | 4 | 4 | 22 | 2 | 19 |
| 14 | KLAASSEN Davy | 24 | 1 | 18 | 0 | 1 | 4 | 0 | 4 |
| 15 | DE ROON Marten | 11 | 3 | 6 | 0 | 0 | 0 | 2 | 5 |
| 17 | BLIND Daley | 33 | 7 | 1 | 0 | 0 | 2 | 23 | 17 |
| 21 | DE JONG Frenkie | 41 | 24 | 9 | 2 | 0 | 0 | 6 | 16 |
| 22 | DUMFRIES Denzel | 36 | 4 | 2 | 1 | 2 | 11 | 16 | 20 |
| 3 | DE LIGT Matthijs | 0 | 0 | 0 | 0 | 0 | 0 | 0 | 0 |
| 7 | BERGWIJN Steven | 24 | 0 | 10 | 0 | 4 | 8 | 2 | 9 |
| 19 | WEGHORST Wout | 1 | 0 | 0 | 0 | 0 | 1 | 0 | 0 |
| 20 | KOOPMEINERS Teun | 45 | 18 | 11 | 0 | 4 | 1 | 11 | 11 |
| 25 | SIMONS Xavi | 11 | 1 | 7 | 0 | 2 | 0 | 1 | 7 |



In Possession - Distributions

| # | Player | Passes Attempted | Passes Completed | Pass Completion % | Switches of Play | Crosses Attempted | Crosses Completed | Line Breaks Attempted | Line Breaks Completed | Line Break Completion % | Ball Progressions | Take Ons | Step Ins | Attempts at Goal | Goals |
|----|-------------------|------------------|------------------|-------------------|------------------|-------------------|-------------------|-----------------------|-----------------------|-------------------------|-------------------|----------|----------|------------------|-------|
| 1 | TURNER Matt | 26 | 20 | 77% | 0 | 0 | 0 | 8 | 4 | 50% | 0 | 0 | 0 | 0 | 0 |
| 2 | DEST Sergino | 35 | 32 | 91% | 1 | 3 | 0 | 7 | 6 | 85% | 6 | 2 | 4 | 2 | 0 |
| 3 | ZIMMERMAN Walker | 70 | 63 | 90% | 1 | 0 | 0 | 14 | 11 | 78% | 0 | 0 | 0 | 1 | 0 |
| 4 | ADAMS Tyler | 81 | 77 | 95% | 1 | 1 | 0 | 23 | 20 | 86% | 1 | 0 | 1 | 0 | 0 |
| 5 | ROBINSON Antonee | 72 | 59 | 82% | 0 | 4 | 0 | 21 | 15 | 71% | 3 | 1 | 2 | 0 | 0 |
| 6 | MUSAH Yunus | 45 | 37 | 82% | 1 | 5 | 0 | 11 | 6 | 54% | 3 | 0 | 3 | 1 | 0 |
| 8 | McKENNIE Weston | 41 | 31 | 76% | 1 | 0 | 0 | 13 | 11 | 84% | 1 | 0 | 1 | 3 | 0 |
| 9 | FERREIRA Jesus | 20 | 16 | 80% | 0 | 0 | 0 | 1 | 1 | 100% | 1 | 1 | 0 | 0 | 0 |
| 10 | PULISIC Christian | 26 | 17 | 65% | 0 | 9 | 1 | 12 | 6 | 50% | 5 | 3 | 2 | 3 | 0 |
| 13 | REAM Tim | 75 | 69 | 92% | 0 | 0 | 0 | 19 | 15 | 78% | 2 | 0 | 2 | 1 | 0 |
| 21 | WEAH Timothy | 21 | 21 | 100% | 0 | 3 | 0 | 3 | 3 | 100% | 0 | 0 | 0 | 2 | 0 |
| 7 | REYNA Giovanni | 29 | 22 | 76% | 1 | 2 | 1 | 8 | 5 | 62% | 4 | 0 | 4 | 2 | 0 |
| 11 | AARONSON Brenden | 9 | 8 | 89% | 0 | 0 | 0 | 1 | 1 | 100% | 2 | 1 | 1 | 0 | 0 |
| 16 | MORRIS Jordan | 0 | 0 | 0% | 0 | 0 | 0 | 0 | 0 | 0% | 0 | 0 | 0 | 0 | 0 |
| 19 | WRIGHT Haji | 8 | 8 | 100% | 0 | 0 | 0 | 0 | 0 | 0% | 0 | 0 | 0 | 3 | 1 |
| 22 | YEDLIN DeAndre | 9 | 7 | 78% | 0 | 0 | 0 | 1 | 1 | 100% | 0 | 0 | 0 | 0 | 0 |



In Possession - Offers & Receptions

| | | | Offer movement types | | | | | | |
|----|-------------------|--------------|----------------------|------------|-----------|-----------|-----------|-------------|-----------------|
| # | Player | Total Offers | In Front | In Between | Out to In | In to Out | In Behind | No Movement | Offers Received |
| 1 | TURNER Matt | 17 | 0 | 0 | 0 | 0 | 0 | 17 | 5 |
| 2 | DEST Sergino | 65 | 14 | 2 | 3 | 1 | 13 | 32 | 20 |
| 3 | ZIMMERMAN Walker | 27 | 3 | 0 | 0 | 0 | 0 | 24 | 13 |
| 4 | ADAMS Tyler | 98 | 46 | 18 | 2 | 8 | 1 | 23 | 38 |
| 5 | ROBINSON Antonee | 86 | 30 | 1 | 2 | 1 | 22 | 30 | 26 |
| 6 | MUSAH Yunus | 64 | 21 | 12 | 5 | 9 | 10 | 7 | 28 |
| 8 | McKENNIE Weston | 64 | 13 | 16 | 2 | 8 | 11 | 14 | 25 |
| 9 | FERREIRA Jesus | 61 | 7 | 32 | 2 | 5 | 12 | 3 | 15 |
| 10 | PULISIC Christian | 89 | 13 | 23 | 6 | 6 | 24 | 17 | 25 |
| 13 | REAM Tim | 45 | 7 | 0 | 0 | 0 | 0 | 38 | 18 |
| 21 | WEAH Timothy | 63 | 15 | 5 | 1 | 0 | 32 | 10 | 15 |
| 7 | REYNA Giovanni | 58 | 9 | 27 | 1 | 7 | 6 | 8 | 22 |
| 11 | AARONSON Brenden | 38 | 7 | 15 | 0 | 2 | 7 | 7 | 7 |
| 16 | MORRIS Jordan | 7 | 0 | 0 | 0 | 0 | 7 | 0 | 0 |
| 19 | WRIGHT Haji | 25 | 3 | 4 | 0 | 2 | 14 | 2 | 6 |
| 22 | YEDLIN DeAndre | 13 | 1 | 0 | 0 | 0 | 8 | 4 | 3 |



FIFA WORLD CUP
Qatar 2022



INDIVIDUAL DATA OUT OF POSSESSION



Netherlands v USA



Out of Possession

Netherlands



| # | Player | Tackles Made / Won | Blocks | Interceptions | Pressing Direct | Pressing Indirect | Forced Turnovers | Duels Won - Aerial | Duels Won - Physical | Possession Contests won | Clearances | Loose Ball Receptions | Pushing On | Pushing On into Pressing | Possession Regains | Possession Interrupted |
|----|------------------|--------------------|--------|---------------|-----------------|-------------------|------------------|--------------------|----------------------|-------------------------|------------|-----------------------|------------|--------------------------|--------------------|------------------------|
| 23 | NOPERT Andries | 0 / 0 | 0 | 0 | 0 | 0 | 0 | 0 | 0 | 0 | 1 | 2 | 0 | 0 | 7 | 1 |
| 2 | TIMBER Jurrien | 5 / 2 | 3 | 2 | 3 | 10 | 0 | 1 | 0 | 2 | 10 | 1 | 56 | 4 | 10 | 5 |
| 4 | VAN DIJK Virgil | 1 / 1 | 5 | 3 | 5 | 5 | 0 | 1 | 0 | 1 | 6 | 8 | 46 | 4 | 8 | 6 |
| 5 | AKE Nathan | 0 / 0 | 6 | 2 | 4 | 19 | 0 | 1 | 0 | 2 | 10 | 2 | 21 | 9 | 12 | 5 |
| 8 | GAKPO Cody | 1 / 1 | 1 | 1 | 0 | 29 | 0 | 0 | 2 | 2 | 2 | 5 | 17 | 6 | 4 | 1 |
| 10 | DEPAY Memphis | 0 / 0 | 3 | 0 | 0 | 44 | 0 | 1 | 0 | 1 | 1 | 3 | 20 | 10 | 2 | 2 |
| 14 | KLAASSEN Davy | 2 / 1 | 0 | 0 | 1 | 26 | 0 | 0 | 0 | 0 | 3 | 6 | 32 | 13 | 1 | 2 |
| 15 | DE ROON Marten | 3 / 1 | 0 | 0 | 0 | 6 | 0 | 2 | 0 | 2 | 4 | 2 | 31 | 2 | 2 | 3 |
| 17 | BLIND Daley | 9 / 4 | 4 | 2 | 10 | 37 | 0 | 2 | 0 | 2 | 4 | 1 | 49 | 24 | 8 | 7 |
| 21 | DE JONG Frenkie | 5 / 2 | 3 | 1 | 8 | 29 | 0 | 2 | 0 | 5 | 3 | 9 | 70 | 18 | 8 | 2 |
| 22 | DUMFRIES Denzel | 4 / 0 | 4 | 0 | 9 | 32 | 0 | 3 | 0 | 3 | 7 | 4 | 39 | 23 | 1 | 9 |
| 3 | DE LIGT Matthijs | 0 / 0 | 1 | 0 | 0 | 0 | 0 | 0 | 0 | 0 | 0 | 0 | 0 | 0 | 1 | 0 |
| 7 | BERGWIJN Steven | 2 / 1 | 1 | 0 | 1 | 12 | 0 | 0 | 0 | 1 | 0 | 0 | 4 | 3 | 2 | 1 |
| 19 | WEGHORST Wout | 0 / 0 | 0 | 0 | 0 | 3 | 0 | 1 | 0 | 1 | 0 | 0 | 4 | 2 | 0 | 0 |
| 20 | KOOPMEINERS Teun | 5 / 0 | 2 | 1 | 8 | 11 | 0 | 3 | 0 | 3 | 3 | 5 | 22 | 7 | 5 | 3 |
| 25 | SIMONS Xavi | 3 / 0 | 0 | 0 | 3 | 10 | 0 | 1 | 0 | 1 | 0 | 1 | 5 | 3 | 0 | 1 |

Out of Possession



| # | Player | Tackles Made / Won | Blocks | Interceptions | Pressing Direct | Pressing Indirect | Forced Turnovers | Duels Won - Aerial | Duels Won - Physical | Possession Contests won | Clearances | Loose Ball Receptions | Pushing On | Pushing On into Pressing | Possession Regains | Possession Interrupted |
|----|-------------------|--------------------|--------|---------------|-----------------|-------------------|------------------|--------------------|----------------------|-------------------------|------------|-----------------------|------------|--------------------------|--------------------|------------------------|
| 1 | TURNER Matt | 0 / 0 | 0 | 0 | 0 | 0 | 0 | 0 | 0 | 0 | 0 | 1 | 0 | 0 | 4 | 0 |
| 2 | DEST Sergino | 1 / 0 | 1 | 0 | 3 | 15 | 0 | 0 | 0 | 0 | 3 | 3 | 22 | 10 | 3 | 1 |
| 3 | ZIMMERMAN Walker | 2 / 0 | 4 | 1 | 4 | 4 | 0 | 3 | 0 | 3 | 8 | 11 | 22 | 6 | 9 | 6 |
| 4 | ADAMS Tyler | 5 / 2 | 3 | 1 | 5 | 29 | 0 | 3 | 0 | 4 | 5 | 11 | 25 | 13 | 9 | 5 |
| 5 | ROBINSON Antonee | 8 / 3 | 2 | 6 | 5 | 12 | 0 | 1 | 0 | 1 | 1 | 9 | 40 | 6 | 13 | 4 |
| 6 | MUSAH Yunus | 3 / 1 | 3 | 0 | 7 | 26 | 0 | 0 | 2 | 3 | 0 | 7 | 33 | 13 | 3 | 1 |
| 8 | McKENNIE Weston | 0 / 0 | 1 | 0 | 1 | 17 | 0 | 3 | 0 | 3 | 2 | 4 | 15 | 9 | 0 | 3 |
| 9 | FERREIRA Jesus | 2 / 0 | 0 | 0 | 2 | 15 | 0 | 0 | 0 | 0 | 0 | 3 | 16 | 10 | 0 | 2 |
| 10 | PULISIC Christian | 0 / 0 | 0 | 0 | 5 | 28 | 0 | 1 | 0 | 1 | 1 | 6 | 26 | 18 | 1 | 0 |
| 13 | REAM Tim | 3 / 1 | 2 | 1 | 4 | 3 | 0 | 2 | 0 | 3 | 9 | 12 | 8 | 3 | 8 | 7 |
| 21 | WEAH Timothy | 0 / 0 | 0 | 0 | 2 | 13 | 0 | 0 | 0 | 0 | 0 | 4 | 16 | 13 | 0 | 0 |
| 7 | REYNA Giovanni | 0 / 0 | 1 | 0 | 0 | 24 | 0 | 2 | 0 | 2 | 0 | 5 | 16 | 12 | 1 | 0 |
| 11 | AARONSON Brenden | 2 / 1 | 2 | 0 | 1 | 14 | 0 | 0 | 0 | 0 | 0 | 2 | 12 | 8 | 2 | 0 |
| 16 | MORRIS Jordan | 0 / 0 | 0 | 0 | 0 | 2 | 0 | 1 | 0 | 1 | 0 | 0 | 0 | 0 | 1 | 0 |
| 19 | WRIGHT Haji | 1 / 0 | 1 | 0 | 1 | 7 | 0 | 0 | 0 | 0 | 0 | 3 | 8 | 5 | 0 | 2 |
| 22 | YEDLIN DeAndre | 1 / 0 | 1 | 0 | 2 | 5 | 0 | 1 | 0 | 1 | 2 | 2 | 4 | 3 | 1 | 2 |



FIFA WORLD CUP
Qatar 2022



INDIVIDUAL DATA PHYSICAL



Netherlands v USA



Physical Data

Netherlands



| # | Player | Total Distance (m) | Zone 1: 0-7 km/h (m) | Zone 2: 7-15 km/h (m) | Zone 3: 15-20 km/h (m) | Zone 4: 20-25 km/h (m) | Zone 5: 25+ km/h (m) | High Speed Runs (Zone 4) | Sprints (Zone 5) | Top Speed (km/h) |
|----|------------------|--------------------|----------------------|-----------------------|------------------------|------------------------|----------------------|--------------------------|------------------|------------------|
| 23 | NOPPERT Andries | 4847.5 | 3632.7 | 1060.2 | 111.0 | 43.6 | 0 | 12 | 4 | 24.2 |
| 2 | TIMBER Jurrien | 9718.6 | 3522.0 | 4240.2 | 1252.7 | 512.2 | 191.5 | 117 | 49 | 30.9 |
| 4 | VAN DIJK Virgil | 9199.5 | 3924.5 | 3569.4 | 1131.5 | 347.7 | 226.3 | 108 | 34 | 32.3 |
| 5 | AKE Nathan | 9931.8 | 3151.4 | 4853.7 | 1266.3 | 503.5 | 155.9 | 102 | 42 | 31.3 |
| 8 | GAKPO Cody | 10937.3 | 3626.8 | 4805.8 | 1578.3 | 610.3 | 316.1 | 135 | 42 | 33.7 |
| 10 | DEPAY Memphis | 9166.9 | 3151.6 | 3840.0 | 1248.5 | 617.8 | 308.0 | 118 | 53 | 32.2 |
| 14 | KLAASSEN Davy | 6231.5 | 1503.7 | 2913.2 | 1307.4 | 426.2 | 81.0 | 101 | 22 | 28.3 |
| 15 | DE ROON Marten | 5810.0 | 1540.2 | 3054.9 | 920.9 | 261.4 | 32.5 | 72 | 15 | 27.0 |
| 17 | BLIND Daley | 11278.8 | 3365.6 | 4935.6 | 1973.8 | 791.8 | 210.9 | 148 | 52 | 28.5 |
| 21 | DE JONG Frenkie | 12012.0 | 3370.6 | 5871.4 | 1990.4 | 659.5 | 120.1 | 152 | 51 | 29.4 |
| 22 | DUMFRIES Denzel | 11071.8 | 3754.4 | 4417.6 | 1574.4 | 813.8 | 511.5 | 145 | 61 | 32.3 |
| 3 | DE LIGT Matthijs | 324.2 | 108.9 | 157.1 | 28.3 | 15.5 | 14.5 | 2 | 1 | 25.6 |
| 7 | BERGWIJN Steven | 4885.7 | 1959.1 | 1966.0 | 421.6 | 385.5 | 153.4 | 42 | 30 | 33.2 |
| 19 | WEGHORST Wout | 514.6 | 96.2 | 240.5 | 85.6 | 70.9 | 21.4 | 8 | 6 | 30.7 |
| 20 | KOOPMEINERS Teun | 6239.5 | 1463.2 | 3190.3 | 1168.7 | 396.8 | 20.0 | 97 | 28 | 26.0 |
| 25 | SIMONS Xavi | 1939.3 | 464.5 | 875.6 | 295.6 | 239.9 | 63.8 | 25 | 17 | 30.2 |



Physical Data

| # | Player | Total Distance (m) | Zone 1: 0-7 km/h (m) | Zone 2: 7-15 km/h (m) | Zone 3: 15-20 km/h (m) | Zone 4: 20-25 km/h (m) | Zone 5: 25+ km/h (m) | High Speed Runs (Zone 4) | Sprints (Zone 5) | Top Speed (km/h) |
|----|-------------------|--------------------|----------------------|-----------------------|------------------------|------------------------|----------------------|--------------------------|------------------|------------------|
| 1 | TURNER Matt | 4679.7 | 3645.9 | 923.3 | 104.8 | 5.6 | 0 | 13 | 1 | 22.6 |
| 2 | DEST Sergino | 9044.7 | 2597.6 | 4255.5 | 1251.8 | 635.8 | 303.9 | 99 | 46 | 33.9 |
| 3 | ZIMMERMAN Walker | 10245.3 | 3385.0 | 4985.4 | 1165.9 | 539.9 | 169.0 | 104 | 44 | 32.1 |
| 4 | ADAMS Tyler | 11844.6 | 3232.4 | 5309.9 | 1875.0 | 971.3 | 456.0 | 176 | 72 | 32.7 |
| 5 | ROBINSON Antonee | 10294.7 | 3624.8 | 3885.2 | 1525.7 | 722.7 | 536.4 | 138 | 59 | 34.0 |
| 6 | MUSAH Yunus | 12143.6 | 3475.5 | 5272.8 | 2116.6 | 913.2 | 365.5 | 185 | 68 | 31.2 |
| 8 | McKENNIE Weston | 8537.7 | 2655.2 | 3594.4 | 1495.8 | 557.5 | 233.9 | 128 | 43 | 31.3 |
| 9 | FERREIRA Jesus | 5838.3 | 1468.3 | 2904.5 | 877.5 | 460.6 | 127.9 | 80 | 36 | 30.7 |
| 10 | PULISIC Christian | 11986.4 | 3296.3 | 5541.3 | 1904.6 | 817.5 | 427.9 | 165 | 68 | 32.5 |
| 13 | REAM Tim | 9603.7 | 3797.3 | 3726.2 | 1263.8 | 606.0 | 209.4 | 112 | 43 | 31.5 |
| 21 | WEAH Timothy | 7282.2 | 2551.0 | 2942.0 | 937.9 | 570.9 | 280.4 | 88 | 46 | 33.0 |
| 7 | REYNA Giovanni | 5920.0 | 1826.3 | 2645.7 | 1016.5 | 358.8 | 73.4 | 79 | 24 | 30.8 |
| 11 | AARONSON Brenden | 4195.0 | 858.7 | 2032.5 | 845.3 | 377.1 | 81.4 | 58 | 25 | 29.0 |
| 16 | MORRIS Jordan | 569.7 | 168.6 | 243.7 | 49.0 | 15.0 | 93.4 | 8 | 3 | 33.3 |
| 19 | WRIGHT Haji | 3380.8 | 1040.3 | 1343.5 | 633.6 | 205.9 | 157.2 | 53 | 19 | 32.1 |
| 22 | YEDLIN DeAndre | 2782.9 | 758.3 | 1100.9 | 501.2 | 289.7 | 132.7 | 45 | 22 | 32.6 |



FIFA WORLD CUP
Qatar 2022

