




FIFA WORLD CUP  
Qatar 2022



# Croatia 0 - 0 Belgium

Group F – Match 41  
01 December 2022  
18:00 Kick Off  
Ahmad Bin Ali Stadium



## POST MATCH SUMMARY REPORT

# Match Summary - Teams



## Croatia



## Belgium

### STARTING

|    |    |                   |         |
|----|----|-------------------|---------|
| 1  | GK | LIVAKOVIC Dominik |         |
| 4  | FW | PERISIC Ivan      |         |
| 6  | DF | LOVREN Dejan      |         |
| 8  | MF | KOVACIC Mateo     | ↓ 90+2' |
| 9  | FW | KRAMARIC Andrej   | ↓ 64'   |
| 10 | MF | MODRIC Luka (C)   |         |
| 11 | MF | BROZOVIC Marcelo  |         |
| 14 | FW | LIVAJA Marko      | ↓ 64'   |
| 19 | DF | SOSA Borna        |         |
| 20 | DF | GVARDIOL Josko    |         |
| 22 | DF | JURANOVIC Josip   |         |

### SUBSTITUTES

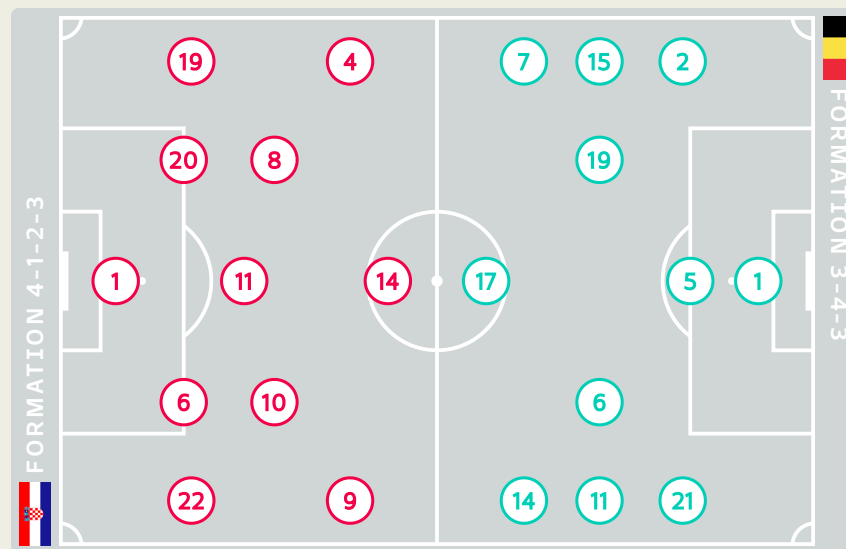
|    |    |                 |         |
|----|----|-----------------|---------|
| 12 | GK | GRBIC Ivo       |         |
| 23 | GK | IVUSIC Ivica    |         |
| 2  | DF | STANISIC Josip  |         |
| 3  | DF | BARISIC Borna   |         |
| 5  | DF | ERLIC Martin    |         |
| 7  | MF | MAJER Lovro     | ↑ 90+2' |
| 13 | MF | VLASIC Nikola   |         |
| 15 | MF | PASALIC Mario   | ↑ 64'   |
| 16 | FW | PETKOVIC Bruno  | ↑ 64'   |
| 17 | FW | BUDIMIR Ante    |         |
| 18 | FW | ORSIC Mislav    |         |
| 21 | DF | VIDA Domagoj    |         |
| 24 | DF | SUTALO Josip    |         |
| 25 | MF | SUCIC Luka      |         |
| 26 | MF | JAKIC Kristijan |         |

### STARTING

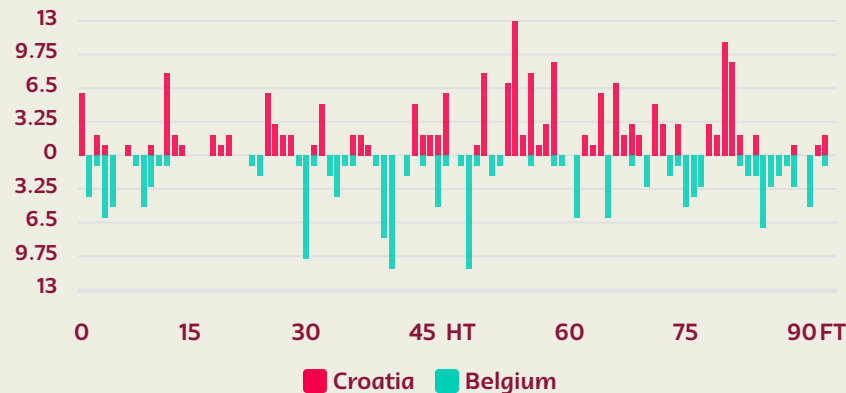
|                     |                  |                    |    |    |
|---------------------|------------------|--------------------|----|----|
| COURTOIS Thibaut    | GK               | 1                  |    |    |
| ALDERWEIRELD Toby   | DF               | 2                  |    |    |
| VERTONGHEN Jan      | DF               | 5                  |    |    |
| WITSEL Axel         | MF               | 6                  |    |    |
| (C) DE BRUYNE Kevin | MF               | 7                  |    |    |
| ↓ 72'               | CARRASCO Yannick | FW                 | 11 |    |
| ↓ 46'               | MERTENS Dries    | FW                 | 14 |    |
| ↓ 87'               | MEUNIER Thomas   | MF                 | 15 |    |
| ↓ 59'               | TROSSARD Leandro | FW                 | 17 |    |
| ↓ 72'               | 67'              | DENDONCKER Leander | DF | 19 |
|                     | CASTAGNE Timothy | MF                 | 21 |    |

### SUBSTITUTES

|                |                      |    |    |
|----------------|----------------------|----|----|
| MIGNOLET Simon | GK                   | 12 |    |
| CASTEELS Koen  | GK                   | 13 |    |
| THEATE Arthur  | DF                   | 3  |    |
| FAES Wout      | DF                   | 4  |    |
| ↑ 72'          | TIELEMANS Youri      | MF | 8  |
| ↑ 46'          | LUKAKU Romelu        | FW | 9  |
| ↑ 87'          | HAZARD Eden          | FW | 10 |
| ↑ 59'          | HAZARD Thorgan       | MF | 16 |
|                | VANAKEN Hans         | MF | 20 |
|                | DE KETELAERE Charles | FW | 22 |
|                | BATSHUAYI Michy      | FW | 23 |
|                | OPENDA Lois          | FW | 24 |
| ↑ 72'          | DOKU Jeremy          | FW | 25 |
|                | DEBAST Zeno          | DF | 26 |



Distribution in the Final Third



# Match Summary - Key Statistics



## Possession

| Total     | Croatia  | Belgium | Total     |
|-----------|--|---------|-----------|
|           | 43.5%  | 8.5%    | 48%       |
| 0         | Goals  |         | 0         |
| 11 (4)    | Attempts at Goal (On Target)                   |         | 15 (4)    |
| 578 (504) | Total Passes (Complete)                        |         | 596 (531) |
| 87 %      | Pass Completion %                              |         | 89 %      |
| 139       | Completed Line Breaks                          |         | 91        |
| 17        | Defensive Line Breaks                          |         | 14        |
| 124       | Receptions in the Final Third                  |         | 94        |
| 24        | Crosses  |         | 24        |
| 28        | Ball Progressions                              |         | 15        |
| 328 (35)  | Defensive Pressures Applied (Direct Pressures) |         | 346 (42)  |
| 70        | Forced Turnovers                               |         | 68        |
| 65        | Second Balls                                   |         | 58        |
| 118.7 km  | Total Distance Covered                         |         | 120.7 km  |
| 16.7 km   | High Speed (Zone 4) Distance Covered           |         | 17.7 km   |



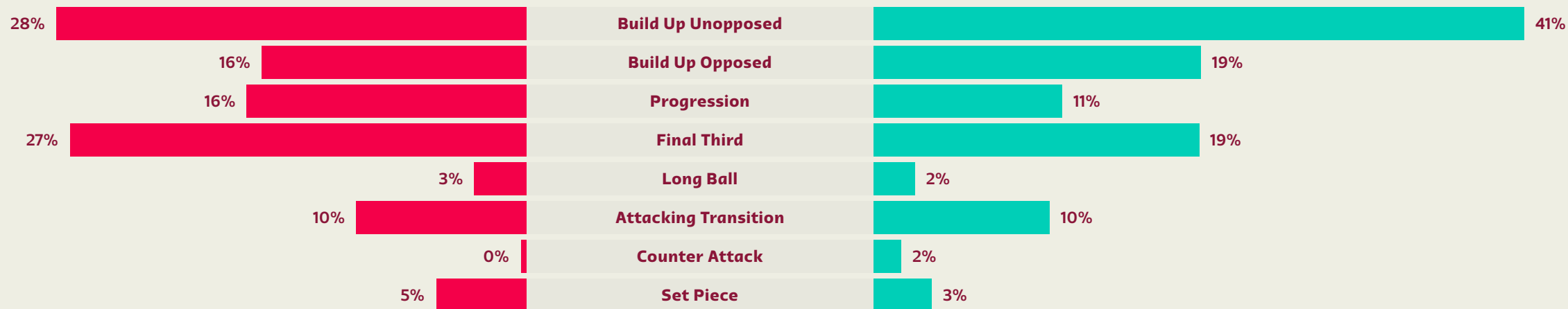
Croatia

## Phases of Play

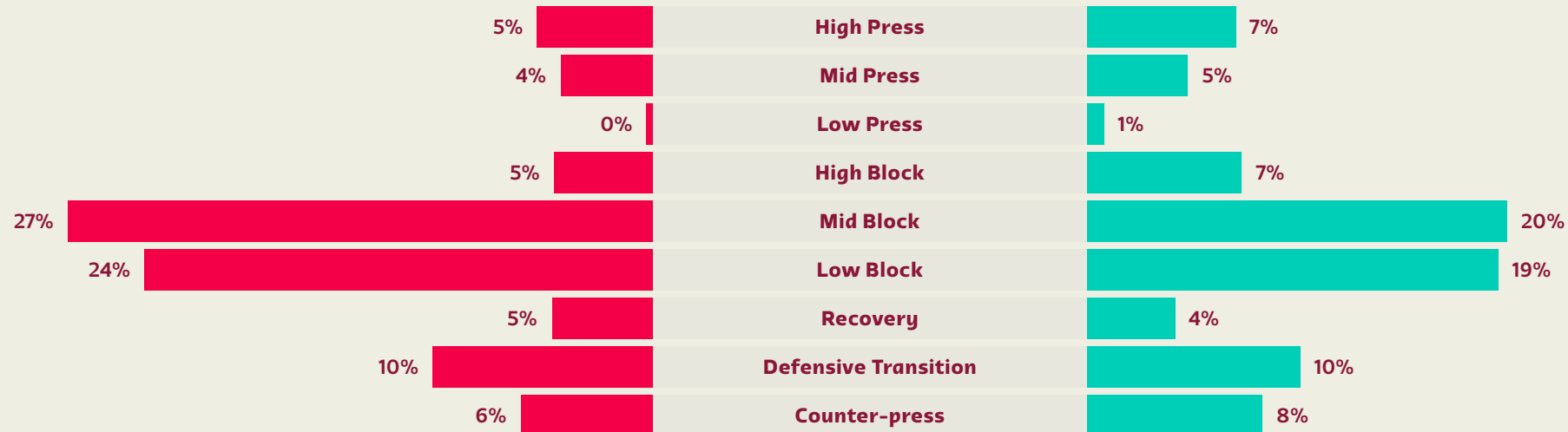
Belgium



### IN POSSESSION



### OUT OF POSSESSION





FIFA WORLD CUP  
Qatar 2022



# IN POSSESSION

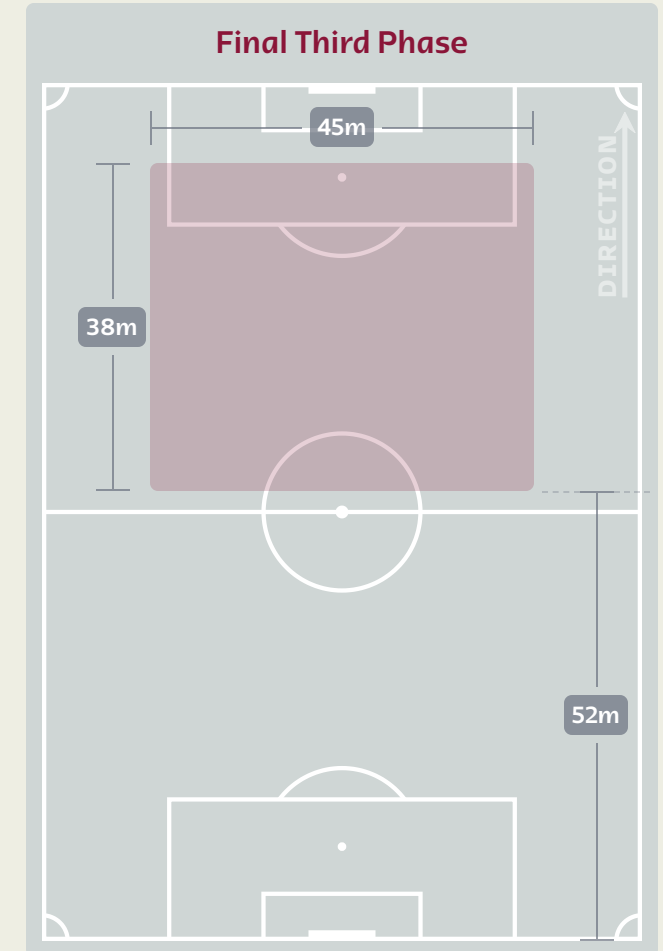
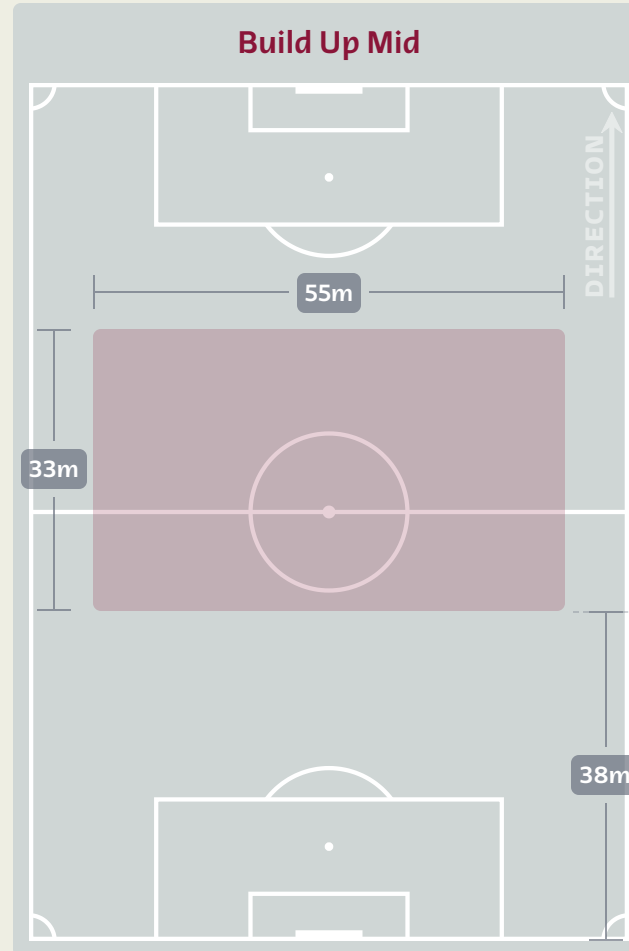
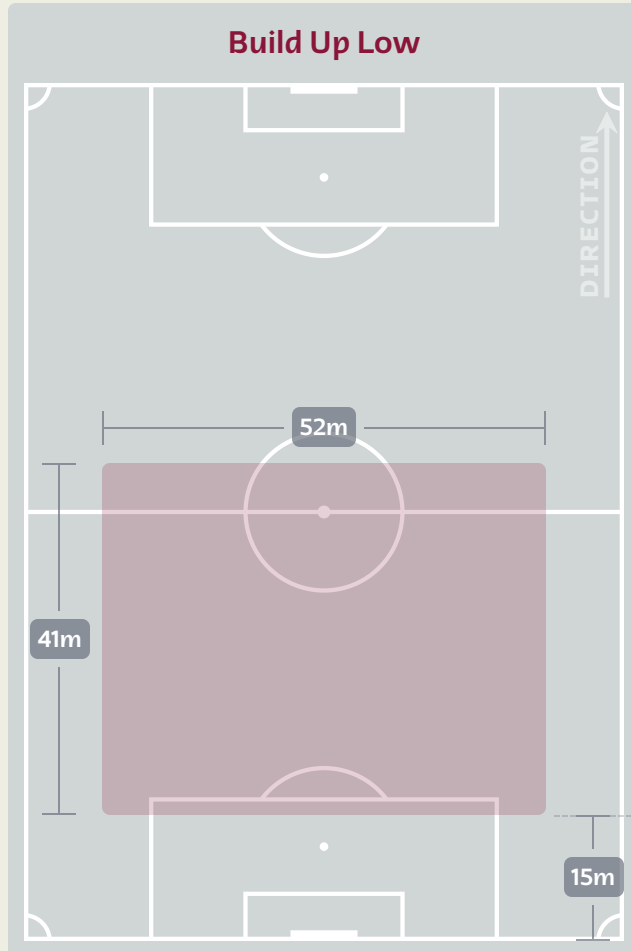


Croatia v Belgium



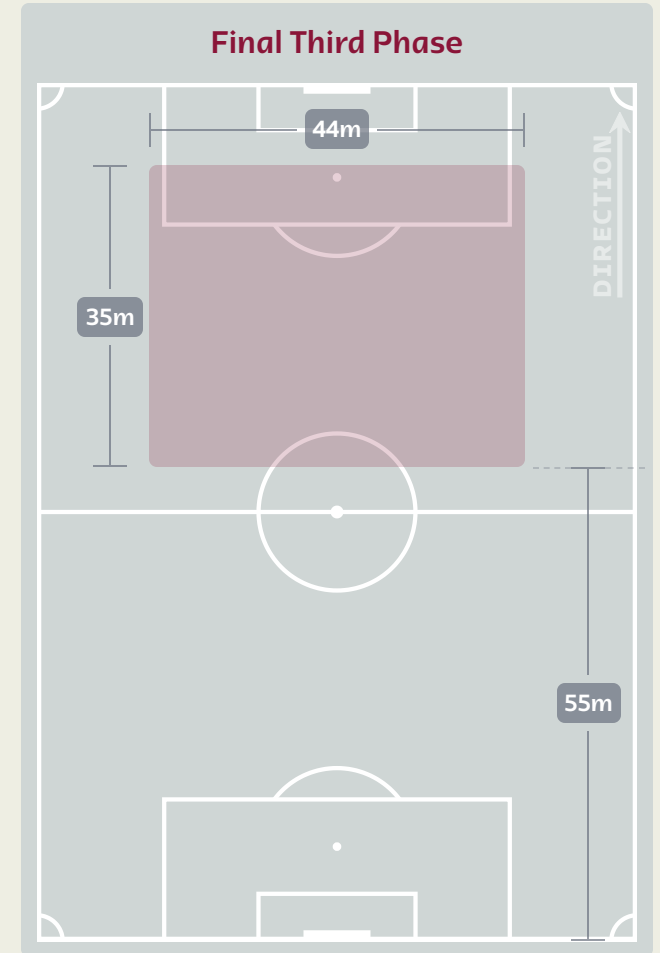
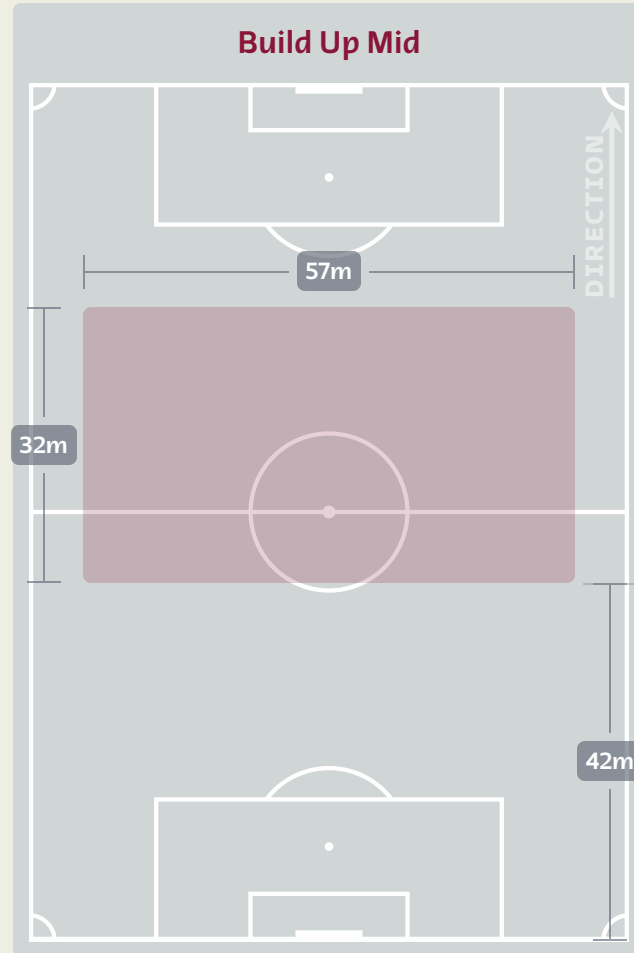
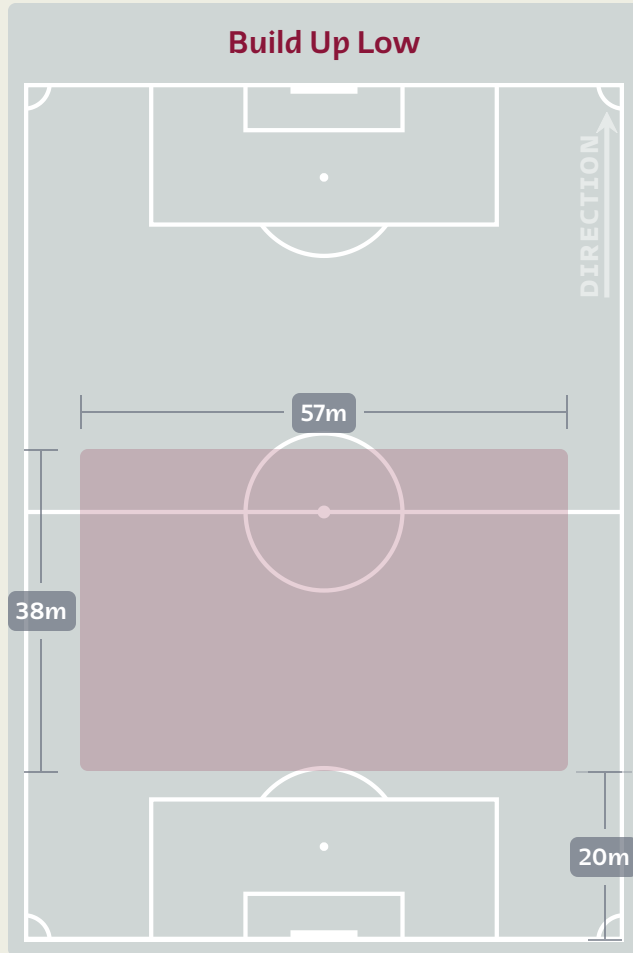
# In Possession Line Height & Team Length

Croatia



# In Possession Line Height & Team Length

Belgium



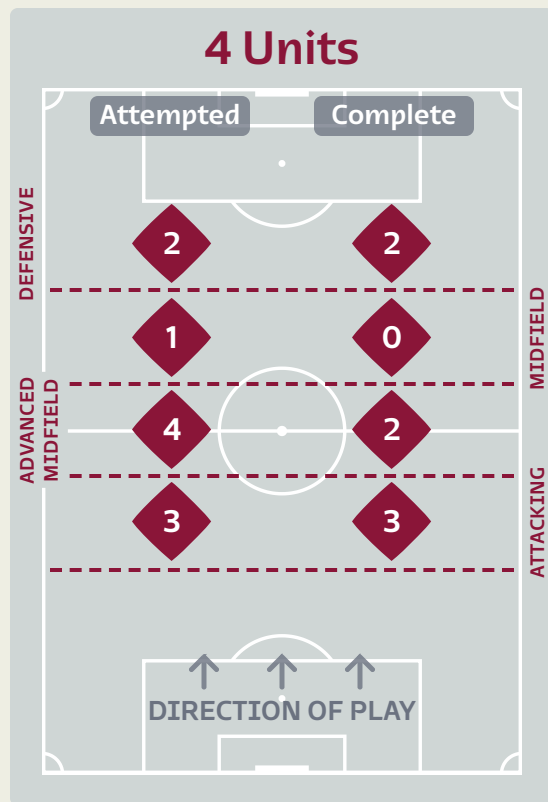
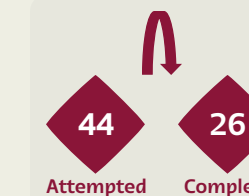

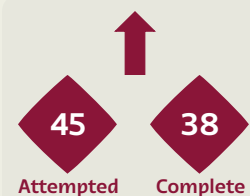
# Line Breaks



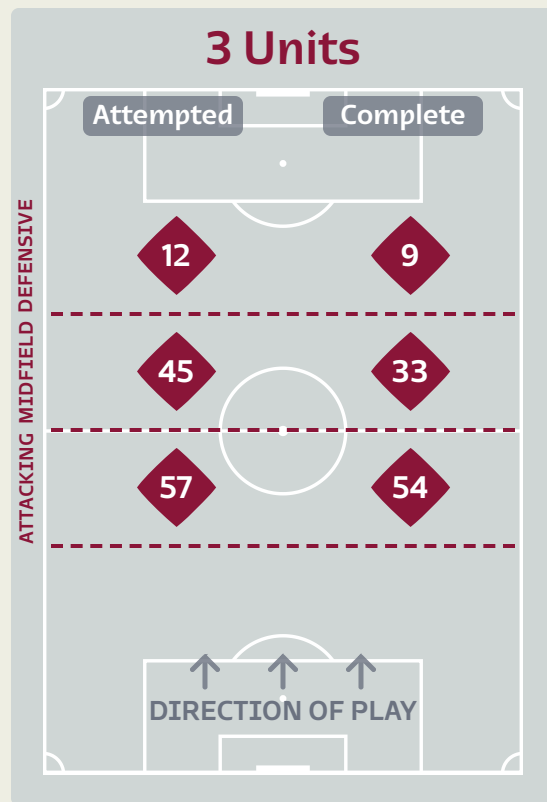
**Croatia**

Attempted Line Breaks

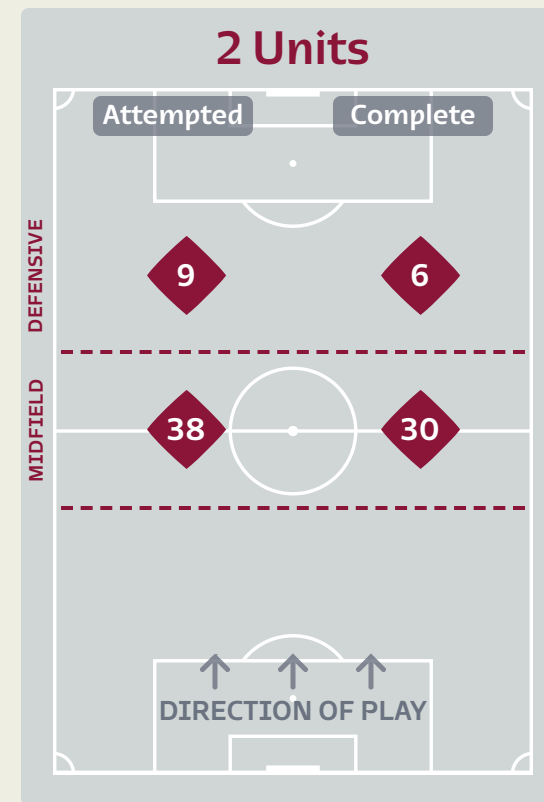
**171**



|                       |           |
|-----------------------|-----------|
| Attempted Line Breaks | <b>10</b> |
| Inside Shape          | 5         |
| Outside Shape         | 5         |



|                       |            |
|-----------------------|------------|
| Attempted Line Breaks | <b>114</b> |
| Inside Shape          | 52         |
| Outside Shape         | 62         |



|                       |           |
|-----------------------|-----------|
| Attempted Line Breaks | <b>47</b> |
| Inside Shape          | 25        |
| Outside Shape         | 22        |

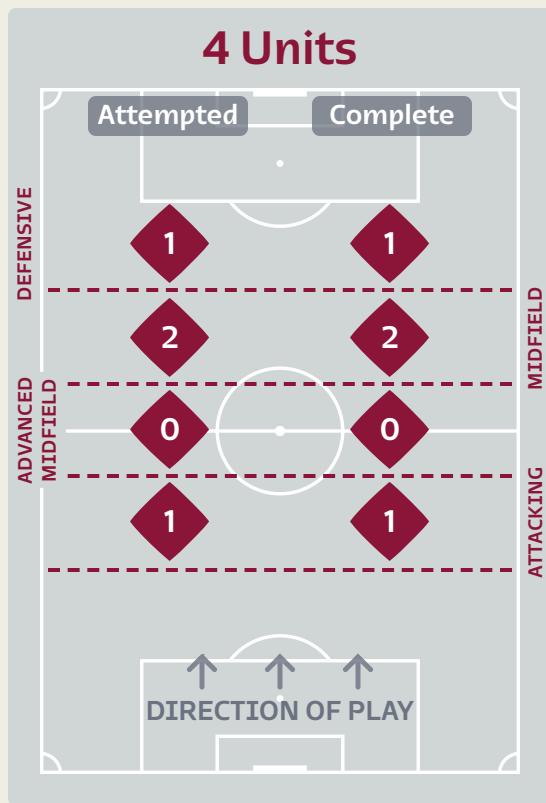
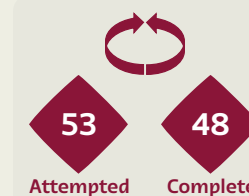
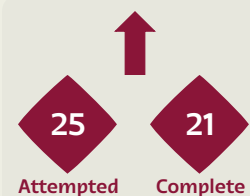


# Line Breaks

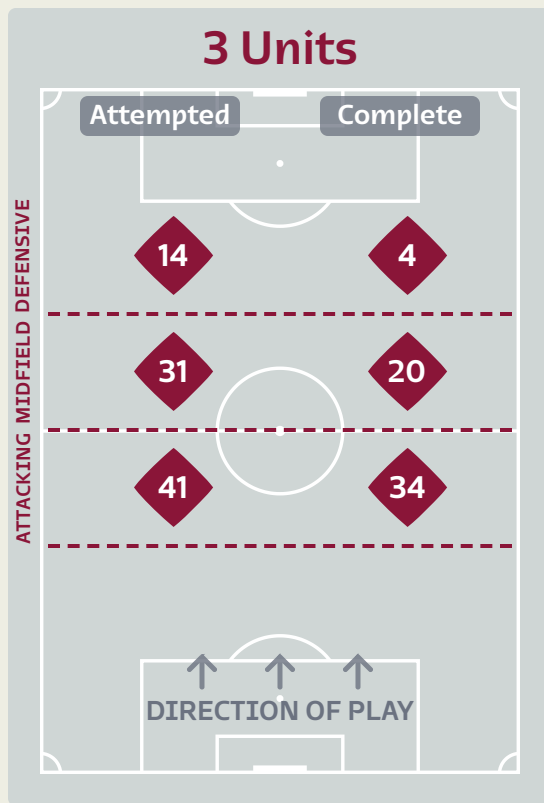


Attempted Line Breaks

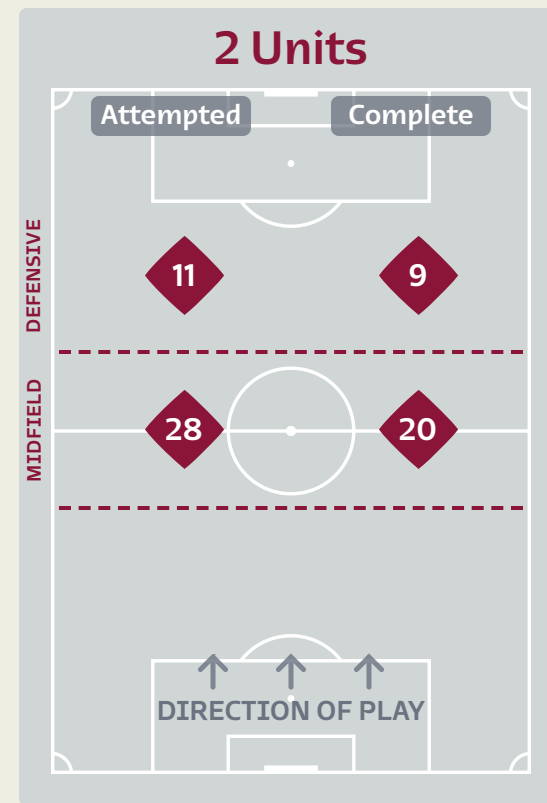
129



|                       |   |
|-----------------------|---|
| Attempted Line Breaks | 4 |
| Inside Shape          | 1 |
| Outside Shape         | 3 |



|                       |    |
|-----------------------|----|
| Attempted Line Breaks | 86 |
| Inside Shape          | 46 |
| Outside Shape         | 40 |



|                       |    |
|-----------------------|----|
| Attempted Line Breaks | 39 |
| Inside Shape          | 18 |
| Outside Shape         | 21 |

# Line Breaks

|    |                   |                       |                       |                         | 4 Units        |                         |               |                | 3 Units        |               |                | 2 Units       |                | Direction |        |      | Distribution Type |       |                  |
|----|-------------------|-----------------------|-----------------------|-------------------------|----------------|-------------------------|---------------|----------------|----------------|---------------|----------------|---------------|----------------|-----------|--------|------|-------------------|-------|------------------|
| #  | Player            | Line Breaks Attempted | Line Breaks Completed | Line Break Completion % | Attacking Line | Attacking Midfield Line | Midfield Line | Defensive Line | Attacking Line | Midfield Line | Defensive Line | Midfield Line | Defensive Line | Through   | Around | Over | Pass              | Cross | Ball Progression |
| 1  | LIVAKOVIC Dominik | 10                    | 4                     | 40%                     | 0              | 1                       | 0             | 0              | 3              | 4             | 1              | 1             | 0              | 1         | 0      | 9    | 10                | 0     | 0                |
| 4  | PERISIC Ivan      | 5                     | 2                     | 40%                     | 0              | 0                       | 1             | 0              | 1              | 0             | 0              | 1             | 2              | 0         | 5      | 0    | 3                 | 0     | 2                |
| 6  | LOVREN Dejan      | 14                    | 11                    | 78%                     | 0              | 0                       | 0             | 0              | 9              | 3             | 0              | 2             | 0              | 6         | 6      | 2    | 14                | 0     | 0                |
| 8  | KOVACIC Mateo     | 10                    | 9                     | 90%                     | 0              | 0                       | 0             | 0              | 2              | 5             | 0              | 3             | 0              | 4         | 5      | 1    | 10                | 0     | 0                |
| 9  | KRAMARIC Andrej   | 2                     | 2                     | 100%                    | 0              | 0                       | 0             | 0              | 0              | 1             | 1              | 0             | 0              | 0         | 0      | 2    | 2                 | 0     | 0                |
| 10 | MODRIC Luka       | 22                    | 19                    | 86%                     | 0              | 0                       | 0             | 0              | 4              | 8             | 3              | 5             | 2              | 8         | 6      | 8    | 20                | 1     | 1                |
| 11 | BROZOVIC Marcelo  | 23                    | 22                    | 95%                     | 0              | 1                       | 0             | 0              | 9              | 5             | 0              | 8             | 0              | 12        | 8      | 3    | 22                | 0     | 1                |
| 14 | LIVAJA Marko      | 1                     | 1                     | 100%                    | 0              | 0                       | 0             | 0              | 0              | 0             | 1              | 0             | 0              | 1         | 0      | 0    | 1                 | 0     | 0                |
| 19 | SOSA Borna        | 25                    | 21                    | 84%                     | 0              | 1                       | 0             | 2              | 3              | 9             | 3              | 6             | 1              | 0         | 16     | 9    | 23                | 2     | 0                |
| 20 | GVARDIOL Josko    | 26                    | 23                    | 88%                     | 3              | 0                       | 0             | 0              | 15             | 4             | 0              | 3             | 1              | 8         | 17     | 1    | 23                | 0     | 3                |
| 22 | JURANOVIC Josip   | 26                    | 20                    | 76%                     | 0              | 1                       | 0             | 0              | 10             | 3             | 2              | 9             | 1              | 2         | 17     | 7    | 21                | 2     | 3                |
| 7  | MAJER Lovro       | 0                     | 0                     | 0%                      | 0              | 0                       | 0             | 0              | 0              | 0             | 0              | 0             | 0              | 0         | 0      | 0    | 0                 | 0     | 0                |
| 15 | PASALIC Mario     | 3                     | 2                     | 66%                     | 0              | 0                       | 0             | 0              | 1              | 2             | 0              | 0             | 0              | 1         | 1      | 1    | 3                 | 0     | 0                |
| 16 | PETKOVIC Bruno    | 4                     | 3                     | 75%                     | 0              | 0                       | 0             | 0              | 0              | 1             | 1              | 0             | 2              | 2         | 1      | 1    | 3                 | 0     | 1                |

## Line Breaks

Belgium



|    |                    |                       |                       |                         | 4 Units        |                         |               |                | 3 Units        |               |                | 2 Units       |                | Direction |        |      | Distribution Type |       |                  |
|----|--------------------|-----------------------|-----------------------|-------------------------|----------------|-------------------------|---------------|----------------|----------------|---------------|----------------|---------------|----------------|-----------|--------|------|-------------------|-------|------------------|
| #  | Player             | Line Breaks Attempted | Line Breaks Completed | Line Break Completion % | Attacking Line | Attacking Midfield Line | Midfield Line | Defensive Line | Attacking Line | Midfield Line | Defensive Line | Midfield Line | Defensive Line | Through   | Around | Over | Pass              | Cross | Ball Progression |
| 1  | COURTOIS Thibaut   | 10                    | 9                     | 90%                     | 1              | 0                       | 2             | 0              | 2              | 5             | 0              | 0             | 0              | 1         | 1      | 8    | 10                | 0     | 0                |
| 2  | ALDERWEIRELD Toby  | 20                    | 14                    | 70%                     | 0              | 0                       | 0             | 0              | 10             | 5             | 1              | 2             | 2              | 0         | 9      | 11   | 20                | 0     | 0                |
| 5  | VERTONGHEN Jan     | 7                     | 5                     | 71%                     | 0              | 0                       | 0             | 0              | 5              | 1             | 0              | 1             | 0              | 2         | 3      | 2    | 7                 | 0     | 0                |
| 6  | WITSEL Axel        | 5                     | 4                     | 80%                     | 0              | 0                       | 0             | 0              | 1              | 1             | 1              | 1             | 1              | 1         | 2      | 2    | 5                 | 0     | 0                |
| 7  | DE BRUYNE Kevin    | 7                     | 4                     | 57%                     | 0              | 0                       | 0             | 0              | 0              | 1             | 1              | 3             | 2              | 3         | 2      | 2    | 6                 | 1     | 0                |
| 11 | CARRASCO Yannick   | 5                     | 3                     | 60%                     | 0              | 0                       | 0             | 0              | 0              | 3             | 2              | 0             | 0              | 2         | 1      | 2    | 5                 | 0     | 0                |
| 14 | MERTENS Dries      | 4                     | 3                     | 75%                     | 0              | 0                       | 0             | 1              | 1              | 0             | 0              | 2             | 0              | 1         | 1      | 2    | 4                 | 0     | 0                |
| 15 | MEUNIER Thomas     | 18                    | 7                     | 38%                     | 0              | 0                       | 0             | 0              | 1              | 5             | 7              | 3             | 2              | 1         | 5      | 12   | 17                | 1     | 0                |
| 17 | TROSSARD Leandro   | 6                     | 4                     | 66%                     | 0              | 0                       | 0             | 0              | 1              | 3             | 0              | 0             | 2              | 3         | 2      | 1    | 6                 | 0     | 0                |
| 19 | DENDONCKER Leander | 10                    | 8                     | 80%                     | 0              | 0                       | 0             | 0              | 4              | 1             | 0              | 5             | 0              | 3         | 6      | 1    | 9                 | 0     | 1                |
| 21 | CASTAGNE Timothy   | 24                    | 22                    | 91%                     | 0              | 0                       | 0             | 0              | 13             | 3             | 0              | 8             | 0              | 6         | 15     | 3    | 24                | 0     | 0                |
| 8  | TIELEMANS Youri    | 4                     | 2                     | 50%                     | 0              | 0                       | 0             | 0              | 1              | 1             | 0              | 2             | 0              | 1         | 1      | 2    | 3                 | 1     | 0                |
| 9  | LUKAKU Romelu      | 2                     | 0                     | 0%                      | 0              | 0                       | 0             | 0              | 0              | 1             | 1              | 0             | 0              | 0         | 1      | 1    | 2                 | 0     | 0                |
| 10 | HAZARD Eden        | 1                     | 0                     | 0%                      | 0              | 0                       | 0             | 0              | 0              | 0             | 0              | 1             | 0              | 0         | 0      | 1    | 1                 | 0     | 0                |
| 16 | HAZARD Thorgan     | 3                     | 3                     | 100%                    | 0              | 0                       | 0             | 0              | 2              | 0             | 1              | 0             | 0              | 1         | 1      | 1    | 3                 | 0     | 0                |
| 25 | DOKU Jeremy        | 3                     | 3                     | 100%                    | 0              | 0                       | 0             | 0              | 0              | 1             | 0              | 0             | 2              | 0         | 3      | 0    | 0                 | 0     | 3                |

# Passing Networks

Croatia



| #  | Passes From ↓ to → | LIVAKOVIC Dominik | PERISIC Ivan | LOVREN Dejan | KOVACIC Mateo | KRAMARIC Andrej | MODRIC Luka | BROZOVIC Marcelo | LIVAJA Marko | SOSA Borna | GVARDIOL Josko | JURANOVIC Josip | MAJER Lovro | PASALIC Mario | PETKOVIC Bruno |
|----|--------------------|-------------------|--------------|--------------|---------------|-----------------|-------------|------------------|--------------|------------|----------------|-----------------|-------------|---------------|----------------|
| 1  | LIVAKOVIC Dominik  | 0                 | 2            | 5            | 1             | 0               | 0           | 4                | 1            | 2          | 9              | 1               | 0           | 0             | 3              |
| 4  | PERISIC Ivan       | 1                 | 0            | 2            | 3             | 1               | 2           | 6                | 0            | 5          | 1              | 2               | 0           | 0             | 2              |
| 6  | LOVREN Dejan       | 6                 | 0            | 0            | 2             | 0               | 8           | 5                | 2            | 0          | 16             | 3               | 0           | 0             | 0              |
| 8  | KOVACIC Mateo      | 0                 | 2            | 2            | 0             | 3               | 3           | 19               | 0            | 17         | 3              | 3               | 0           | 0             | 2              |
| 9  | KRAMARIC Andrej    | 0                 | 4            | 2            | 2             | 0               | 3           | 6                | 1            | 2          | 1              | 5               | 0           | 0             | 0              |
| 10 | MODRIC Luka        | 1                 | 4            | 3            | 8             | 5               | 0           | 6                | 1            | 2          | 3              | 9               | 0           | 1             | 1              |
| 11 | BROZOVIC Marcelo   | 1                 | 5            | 2            | 14            | 6               | 4           | 0                | 0            | 23         | 7              | 7               | 1           | 0             | 2              |
| 14 | LIVAJA Marko       | 0                 | 0            | 0            | 3             | 2               | 2           | 0                | 0            | 1          | 0              | 0               | 0           | 0             | 0              |
| 19 | SOSA Borna         | 2                 | 12           | 3            | 10            | 5               | 4           | 8                | 2            | 0          | 9              | 1               | 0           | 0             | 2              |
| 20 | GVARDIOL Josko     | 3                 | 3            | 12           | 8             | 0               | 3           | 9                | 2            | 11         | 0              | 5               | 1           | 1             | 0              |
| 22 | JURANOVIC Josip    | 2                 | 0            | 6            | 1             | 6               | 12          | 2                | 2            | 0          | 0              | 0               | 0           | 1             | 1              |
| 7  | MAJER Lovro        | 0                 | 0            | 0            | 0             | 0               | 0           | 1                | 0            | 0          | 0              | 0               | 0           | 0             | 0              |
| 15 | PASALIC Mario      | 0                 | 0            | 0            | 0             | 0               | 1           | 0                | 0            | 0          | 0              | 2               | 0           | 0             | 1              |
| 16 | PETKOVIC Bruno     | 0                 | 3            | 0            | 1             | 0               | 1           | 1                | 0            | 1          | 0              | 0               | 0           | 1             | 0              |

| Top 5 Player to Player Passers |                  |                        |
|--------------------------------|------------------|------------------------|
| Player                         | Passed To        | % of Total Team Passes |
| BROZOVIC Marcelo               | SOSA Borna       | 4.8%                   |
| KOVACIC Mateo                  | BROZOVIC Marcelo | 4%                     |
| KOVACIC Mateo                  | SOSA Borna       | 3.5%                   |
| LOVREN Dejan                   | GVARDIOL Josko   | 3.3%                   |

|                  |               |      |
|------------------|---------------|------|
| BROZOVIC Marcelo | KOVACIC Mateo | 2.9% |
|------------------|---------------|------|

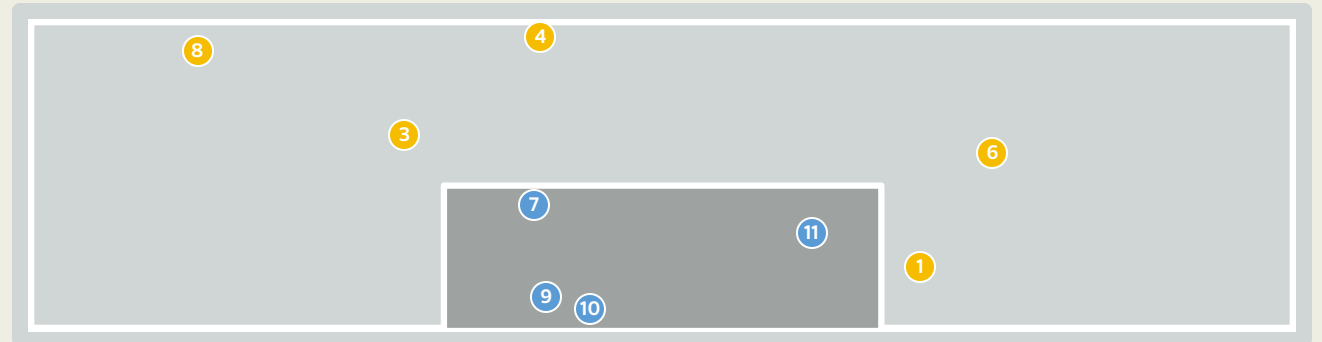
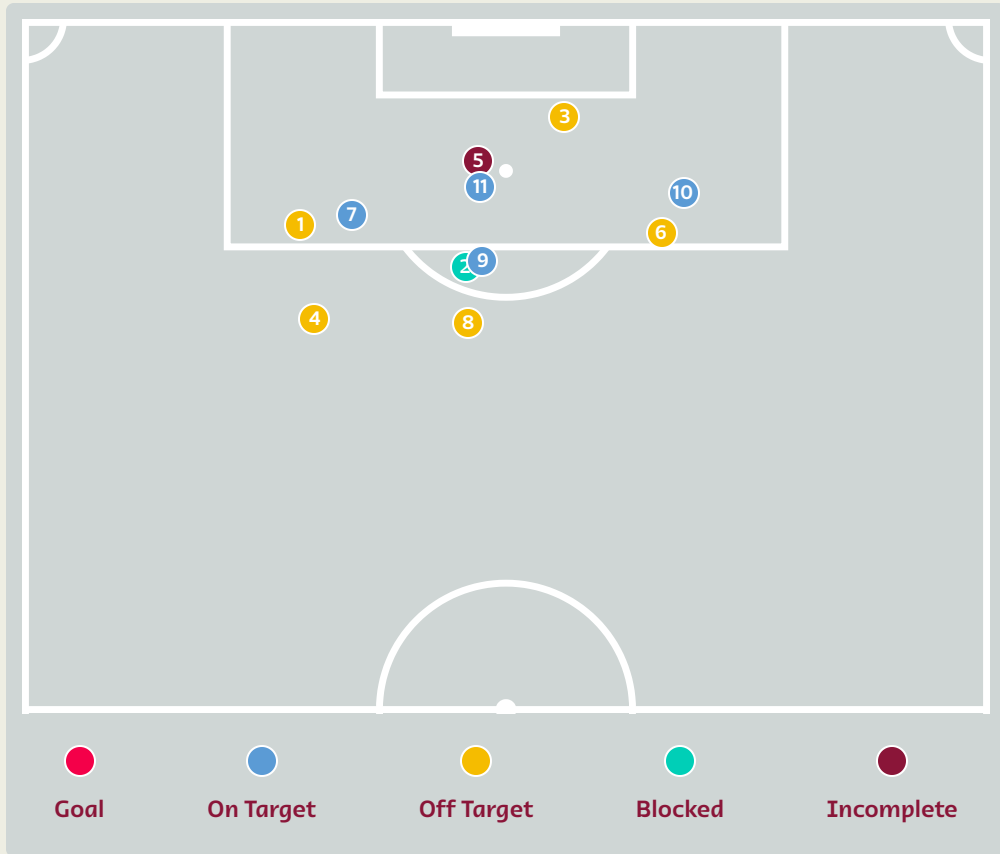
# Passing Networks



| #  | Passes From ↓ to → | COURTOIS Thibaut | ALDERWEIRELD Toby | VERTONGHEN Jan | WITSEL Axel | DE BRUYNE Kevin | CARRASCO Yannick | MERTENS Dries | MEUNIER Thomas | TROSSARD Leandro | DENDONCKER Leander | CASTAGNE Timothy | TIELEMANS Youri | LUKAKU Romelu | HAZARD Eden | HAZARD Thorgan | DOKU Jeremy |
|----|--------------------|------------------|-------------------|----------------|-------------|-----------------|------------------|---------------|----------------|------------------|--------------------|------------------|-----------------|---------------|-------------|----------------|-------------|
| 1  | COURTOIS Thibaut   | 0                | 7                 | 5              | 3           | 2               | 2                | 0             | 2              | 1                | 4                  | 2                | 1               | 1             | 0           | 1              | 2           |
| 2  | ALDERWEIRELD Toby  | 9                | 0                 | 22             | 3           | 2               | 3                | 2             | 18             | 4                | 8                  | 4                | 2               | 0             | 0           | 0              | 0           |
| 5  | VERTONGHEN Jan     | 7                | 24                | 0              | 5           | 0               | 4                | 1             | 5              | 3                | 10                 | 20               | 0               | 0             | 0           | 1              | 1           |
| 6  | WITSEL Axel        | 0                | 3                 | 7              | 0           | 2               | 2                | 1             | 7              | 0                | 4                  | 18               | 2               | 0             | 0           | 0              | 2           |
| 7  | DE BRUYNE Kevin    | 0                | 1                 | 4              | 2           | 0               | 3                | 1             | 3              | 0                | 2                  | 1                | 2               | 1             | 0           | 0              | 1           |
| 11 | CARRASCO Yannick   | 0                | 1                 | 3              | 3           | 3               | 0                | 2             | 0              | 5                | 0                  | 7                | 0               | 0             | 0           | 1              | 0           |
| 14 | MERTENS Dries      | 0                | 0                 | 0              | 1           | 0               | 1                | 0             | 1              | 2                | 2                  | 4                | 0               | 0             | 0           | 0              | 0           |
| 15 | MEUNIER Thomas     | 1                | 13                | 6              | 3           | 8               | 0                | 2             | 0              | 3                | 8                  | 1                | 0               | 0             | 0           | 0              | 1           |
| 17 | TROSSARD Leandro   | 0                | 2                 | 4              | 6           | 0               | 2                | 2             | 1              | 0                | 1                  | 2                | 0               | 1             | 0           | 0              | 0           |
| 19 | DENDONCKER Leander | 2                | 7                 | 8              | 1           | 4               | 1                | 1             | 11             | 3                | 0                  | 4                | 0               | 0             | 0           | 0              | 0           |
| 21 | CASTAGNE Timothy   | 2                | 12                | 10             | 7           | 2               | 11               | 5             | 3              | 4                | 5                  | 0                | 1               | 0             | 0           | 0              | 5           |
| 8  | TIELEMANS Youri    | 0                | 2                 | 0              | 2           | 0               | 0                | 0             | 1              | 0                | 0                  | 1                | 0               | 0             | 0           | 3              | 1           |
| 9  | LUKAKU Romelu      | 0                | 0                 | 0              | 1           | 1               | 1                | 0             | 1              | 0                | 0                  | 0                | 0               | 0             | 0           | 0              | 0           |
| 10 | HAZARD Eden        | 0                | 0                 | 1              | 0           | 0               | 0                | 0             | 0              | 0                | 0                  | 0                | 0               | 0             | 0           | 0              | 0           |
| 16 | HAZARD Thorgan     | 1                | 0                 | 0              | 0           | 3               | 0                | 0             | 0              | 0                | 0                  | 0                | 1               | 1             | 0           | 0              | 1           |
| 25 | DOKU Jeremy        | 0                | 1                 | 1              | 1           | 0               | 0                | 0             | 1              | 0                | 0                  | 2                | 0               | 0             | 1           | 1              | 0           |

| Top 5 Player to Player Passers |                   |                        |
|--------------------------------|-------------------|------------------------|
| Player                         | Passed To         | % of Total Team Passes |
| VERTONGHEN Jan                 | ALDERWEIRELD Toby | 4.6%                   |
| ALDERWEIRELD Toby              | VERTONGHEN Jan    | 4.2%                   |
| VERTONGHEN Jan                 | CASTAGNE Timothy  | 3.9%                   |
| ALDERWEIRELD Toby              | MEUNIER Thomas    | 3.5%                   |
| WITSEL Axel                    | CASTAGNE Timothy  | 3.5%                   |

# Attempts at Goal



| Key | Outcome    | Shots |
|-----|------------|-------|
| ●   | Goals      | 0     |
| ●   | On Target  | 4     |
| ●   | Off Target | 5     |
| ●   | Blocked    | 1     |
| ●   | Incomplete | 1     |

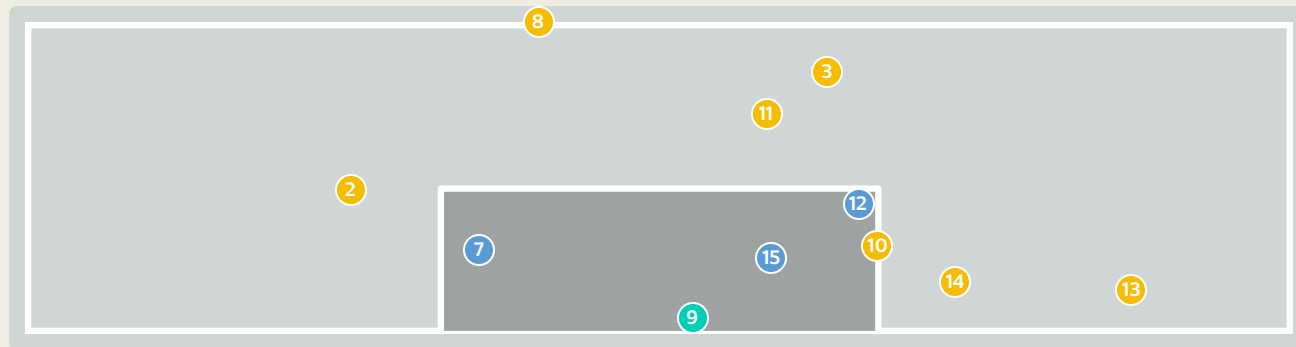
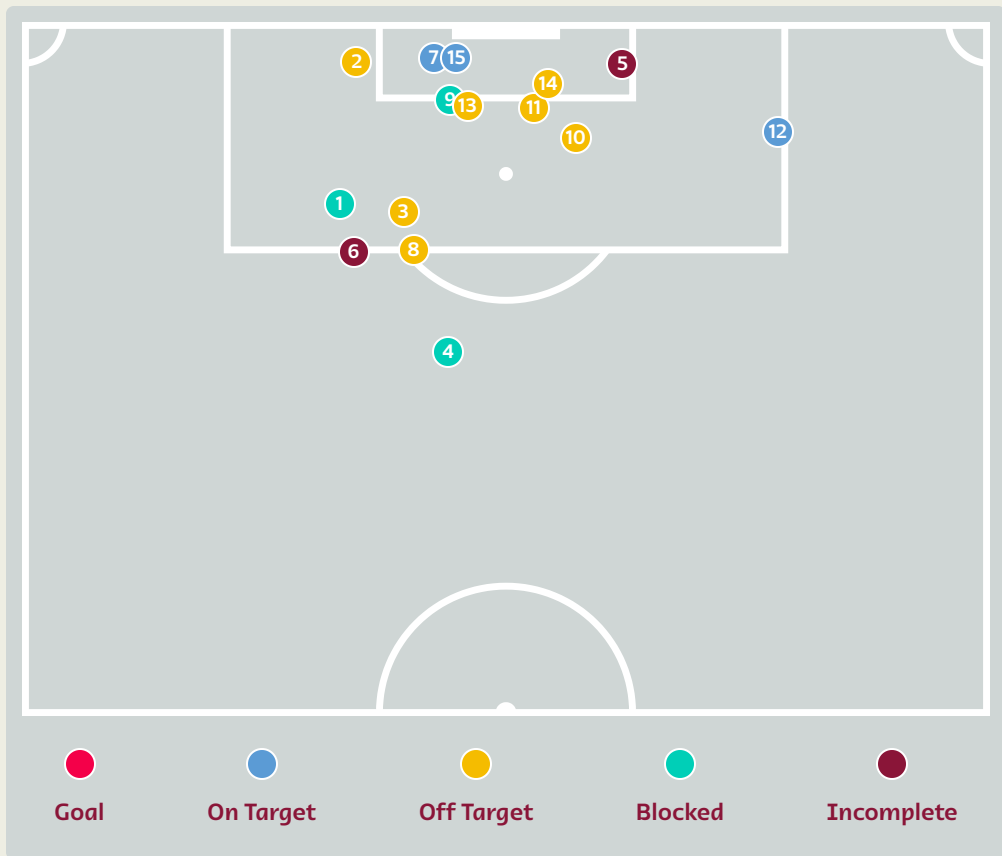
## Attempts at Goal

Croatia



| Time | Player              | Outcome              | Body Part  | Delivery Type |
|------|---------------------|----------------------|------------|---------------|
| 0    | 4 PERISIC Ivan      | Off Target           | Right Foot | Pass          |
| 32   | 11 BROZOVIC Marcelo | Incomplete - Blocked | Left Foot  | Pass          |
| 32   | 14 LIVAJA Marko     | Off Target           | Head       | Cross         |
| 44   | 19 SOSA Borna       | Off Target           | Left Foot  | Pass          |
| 48   | 4 PERISIC Ivan      | Incomplete           | Head       | Cross         |
| 48   | 22 JURANOVIC Josip  | Off Target           | Right Foot | Loose Ball    |
| 49   | 8 KOVACIC Mateo     | On Target - Saved    | Right Foot | Pass          |
| 49   | 19 SOSA Borna       | Off Target           | Left Foot  | Loose Ball    |
| 53   | 11 BROZOVIC Marcelo | On Target - Saved    | Left Foot  | Pass          |
| 53   | 10 MODRIC Luka      | On Target - Saved    | Left Foot  | Pass          |
| 67   | 10 MODRIC Luka      | On Target - Saved    | Right Foot | Cross         |

# Attempts at Goal



| Key                                    | Outcome    | Shots |
|--|------------|-------|
| <span style="color: red;">●</span>     | Goals      | 0     |
| <span style="color: blue;">●</span>    | On Target  | 3     |
| <span style="color: yellow;">●</span>  | Off Target | 7     |
| <span style="color: teal;">●</span>    | Blocked    | 3     |
| <span style="color: darkred;">●</span> | Incomplete | 2     |



# Attempts at Goal

## Belgium

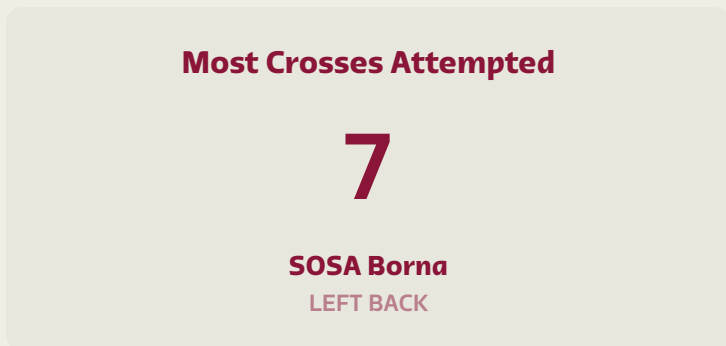
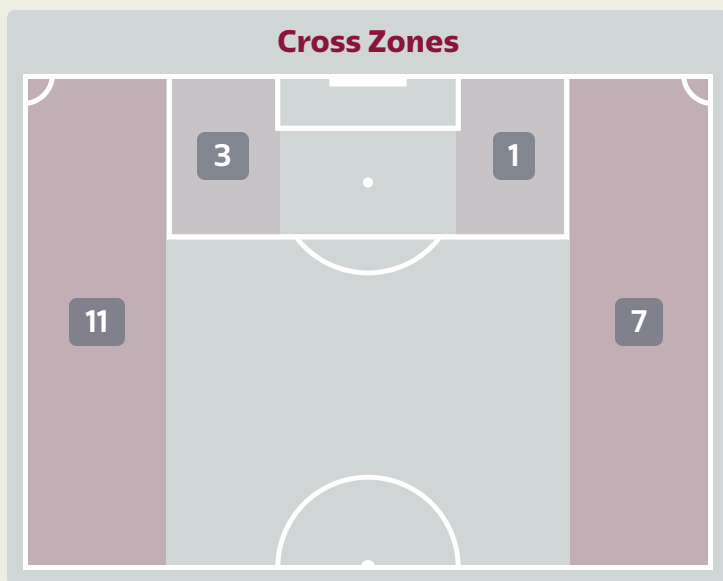
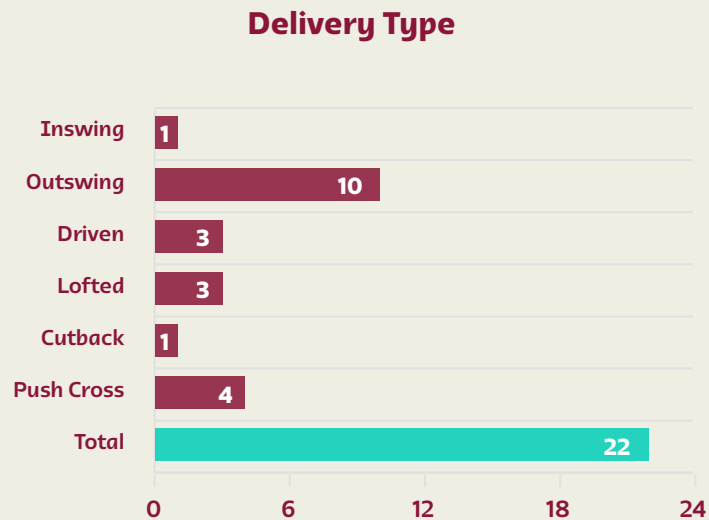
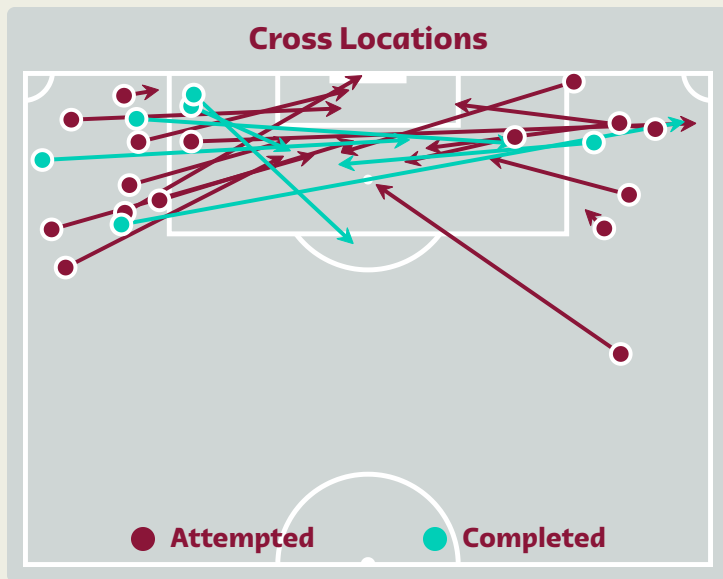


| Time | Player              | Outcome                                | Body Part  | Delivery Type |
|------|---------------------|--|------------|---------------|
| 9    | 11 CARRASCO Yannick | Incomplete - Blocked                   | Right Foot | Pass          |
| 10   | 11 CARRASCO Yannick | Deflected Off Target - Defensive Event | Right Foot | Cross         |
| 12   | 14 MERTENS Dries    | Off Target                             | Right Foot | Pass          |
| 24   | 6 WITSEL Axel       | Incomplete - Blocked                   | Right Foot | Pass          |
| 41   | 14 MERTENS Dries    | Incomplete - Player On Ball Error      | Left Foot  | Cross         |
| 47   | 11 CARRASCO Yannick | Incomplete - Defensive Event           | Left Foot  | Loose Ball    |
| 48   | 9 LUKAKU Romelu     | On Target - Saved                      | Head       | Cross         |
| 50   | 7 DE BRUYNE Kevin   | Off Target                             | Left Foot  | Pass          |
| 59   | 11 CARRASCO Yannick | On Target - Blocked                    | Right Foot | Pass          |
| 59   | 9 LUKAKU Romelu     | Off Target                             | Right Foot | Loose Ball    |
| 61   | 9 LUKAKU Romelu     | Off Target                             | Head       | Cross         |
| 68   | 7 DE BRUYNE Kevin   | On Target - Saved                      | Right Foot | Pass          |
| 77   | 5 VERTONGHEN Jan    | Off Target                             | Head       | Cross         |
| 86   | 9 LUKAKU Romelu     | Off Target                             | Lower Body | Cross         |
| 89   | 9 LUKAKU Romelu     | On Target - Saved                      | Upper Body | Cross         |

Croatia



# Crosses (Open Play)

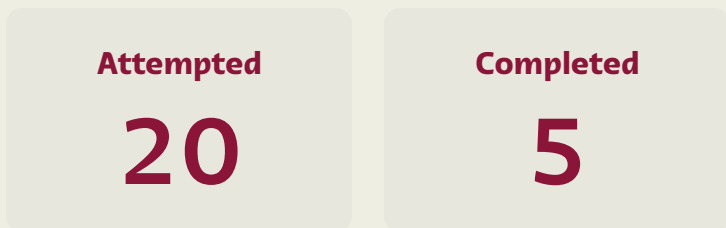
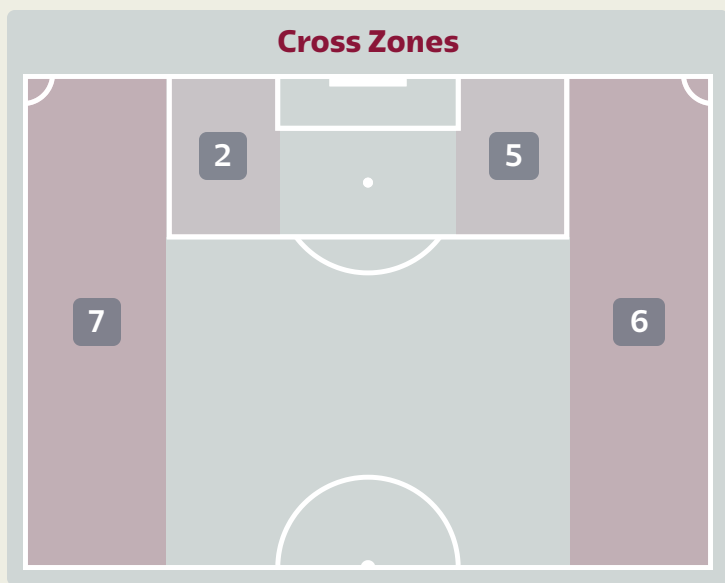
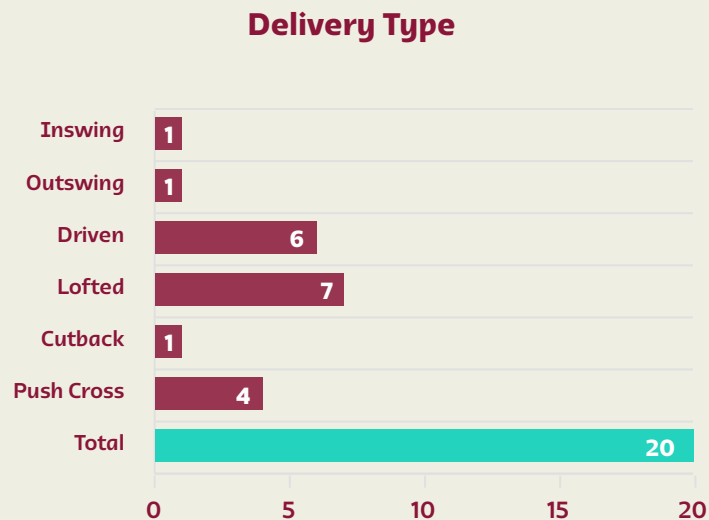
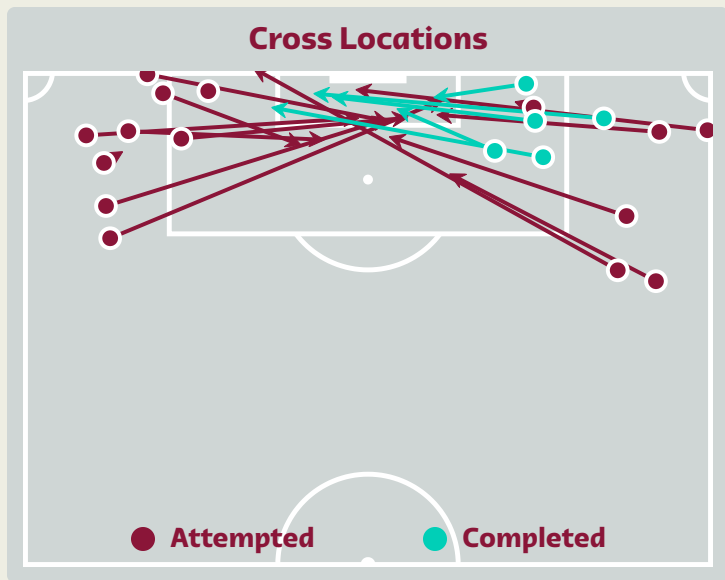


| #  | Player            | Inswing | Outswing | Driven | Lofted | Cutback | Push Cross | Total Attempted |
|----|-------------------|---------|----------|--------|--------|---------|------------|-----------------|
| 1  | LIVAKOVIC Dominik | 0       | 0        | 0      | 0      | 0       | 0          | 0               |
| 4  | PERISIC Ivan      | 0       | 3        | 1      | 0      | 0       | 0          | 4               |
| 6  | LOVREN Dejan      | 0       | 0        | 0      | 0      | 0       | 0          | 0               |
| 8  | KOVACIC Mateo     | 0       | 0        | 0      | 0      | 0       | 1          | 1               |
| 9  | KRAMARIC Andrej   | 0       | 0        | 0      | 1      | 0       | 0          | 1               |
| 10 | MODRIC Luka       | 1       | 0        | 0      | 0      | 1       | 0          | 2               |
| 11 | BROZOVIC Marcelo  | 0       | 0        | 0      | 0      | 0       | 0          | 0               |
| 14 | LIVAJA Marko      | 0       | 0        | 0      | 0      | 0       | 0          | 0               |
| 19 | SOSA Borna        | 0       | 3        | 2      | 2      | 0       | 0          | 7               |
| 20 | GVARDIOL Josko    | 0       | 0        | 0      | 0      | 0       | 0          | 0               |
| 22 | JURANOVIC Josip   | 0       | 3        | 0      | 0      | 0       | 3          | 6               |
| 7  | MAJER Lovro       | 0       | 0        | 0      | 0      | 0       | 0          | 0               |
| 15 | PASALIC Mario     | 0       | 0        | 0      | 0      | 0       | 0          | 0               |
| 16 | PETKOVIC Bruno    | 0       | 1        | 0      | 0      | 0       | 0          | 1               |

Belgium

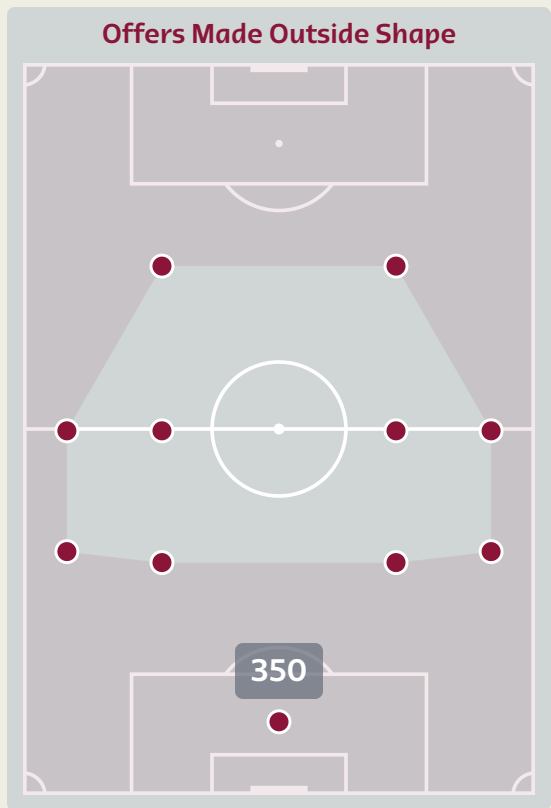
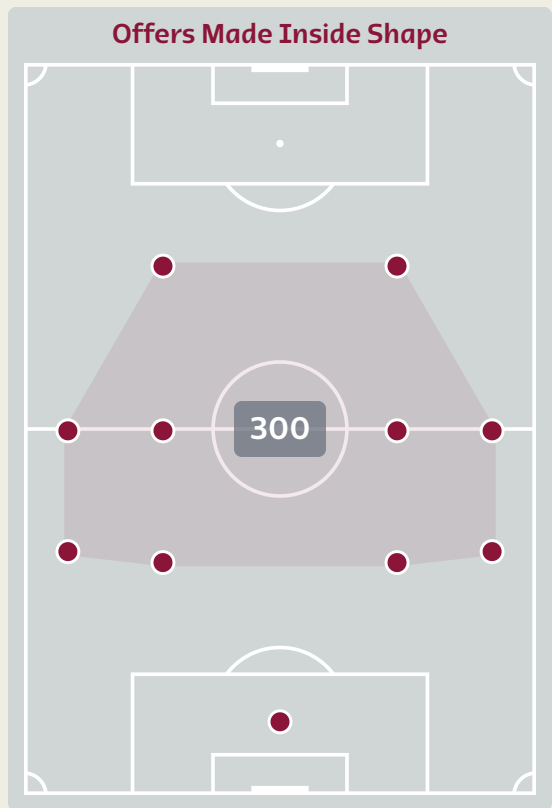


# Crosses (Open Play)



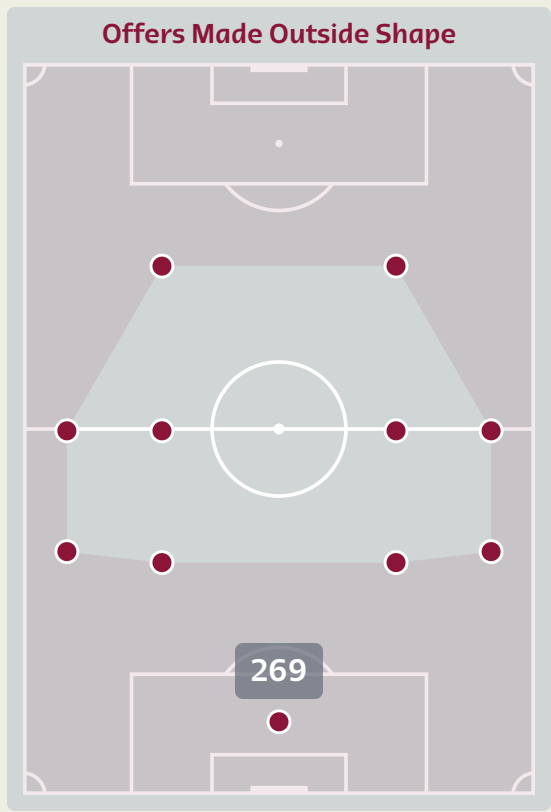
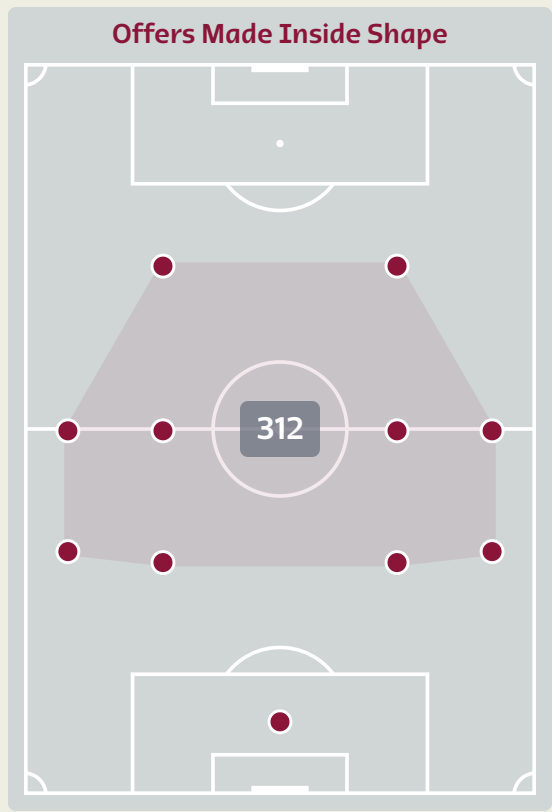
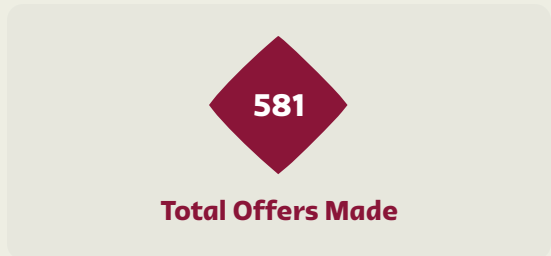
| #  | Player             | Inswing | Outswing | Driven | Lofted | Cutback | Push Cross | Total Attempted |
|----|--------------------|---------|----------|--------|--------|---------|------------|-----------------|
| 1  | COURTOIS Thibaut   | 0       | 0        | 0      | 0      | 0       | 0          | 0               |
| 2  | ALDERWEIRELD Toby  | 0       | 0        | 0      | 0      | 0       | 0          | 0               |
| 5  | VERTONGHEN Jan     | 0       | 0        | 0      | 0      | 0       | 0          | 0               |
| 6  | WITSEL Axel        | 0       | 0        | 0      | 0      | 0       | 0          | 0               |
| 7  | DE BRUYNE Kevin    | 1       | 0        | 3      | 2      | 0       | 0          | 6               |
| 11 | CARRASCO Yannick   | 0       | 0        | 1      | 1      | 0       | 0          | 2               |
| 14 | MERTENS Dries      | 0       | 0        | 0      | 0      | 0       | 1          | 1               |
| 15 | MEUNIER Thomas     | 0       | 0        | 1      | 2      | 0       | 1          | 4               |
| 17 | TROSSARD Leandro   | 0       | 0        | 0      | 0      | 0       | 0          | 0               |
| 19 | DENDONCKER Leander | 0       | 0        | 0      | 0      | 0       | 1          | 1               |
| 21 | CASTAGNE Timothy   | 0       | 0        | 0      | 1      | 0       | 0          | 1               |
| 8  | TIELEMANS Youri    | 0       | 1        | 0      | 0      | 0       | 0          | 1               |
| 9  | LUKAKU Romelu      | 0       | 0        | 0      | 0      | 0       | 0          | 0               |
| 10 | HAZARD Eden        | 0       | 0        | 0      | 0      | 0       | 0          | 0               |
| 16 | HAZARD Thorgan     | 0       | 0        | 0      | 1      | 0       | 0          | 1               |
| 25 | DOKU Jeremy        | 0       | 0        | 1      | 0      | 1       | 1          | 3               |

# Offering to Receive



| #  | Player            | Offers Made | Offers Received | % Made & Received |
|----|-------------------|-------------|-----------------|-------------------|
| 1  | LIVAKOVIC Dominik | 3           | 2               | 66.7%             |
| 4  | PERISIC Ivan      | 70          | 22              | 31.4%             |
| 6  | LOVREN Dejan      | 44          | 23              | 52.3%             |
| 8  | KOVACIC Mateo     | 90          | 40              | 44.4%             |
| 9  | KRAMARIC Andrej   | 80          | 13              | 16.2%             |
| 10 | MODRIC Luka       | 83          | 37              | 44.6%             |
| 11 | BROZOVIC Marcelo  | 77          | 39              | 50.6%             |
| 14 | LIVAJA Marko      | 46          | 11              | 23.9%             |
| 19 | SOSA Borna        | 59          | 33              | 55.9%             |
| 20 | GVARDIOL Josko    | 19          | 4               | 21.1%             |
| 22 | JURANOVIC Josip   | 48          | 22              | 45.8%             |
| 7  | MAJER Lovro       | 3           | 1               | 33.3%             |
| 15 | PASALIC Mario     | 17          | 2               | 11.8%             |
| 16 | PETKOVIC Bruno    | 11          | 7               | 63.6%             |

# Offering to Receive



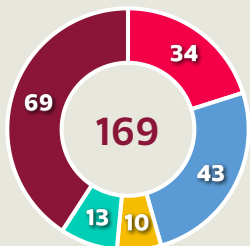
| #  | Player             | Offers Made | Offers Received | % Made & Received |
|----|--------------------|-------------|-----------------|-------------------|
| 1  | COURTOIS Thibaut   | 7           | 3               | 42.9%             |
| 2  | ALDERWEIRELD Toby  | 23          | 15              | 65.2%             |
| 5  | VERTONGHEN Jan     | 26          | 17              | 65.4%             |
| 6  | WITSEL Axel        | 82          | 31              | 37.8%             |
| 7  | DE BRUYNE Kevin    | 63          | 14              | 22.2%             |
| 11 | CARRASCO Yannick   | 34          | 18              | 52.9%             |
| 14 | MERTENS Dries      | 52          | 13              | 25%               |
| 15 | MEUNIER Thomas     | 66          | 30              | 45.5%             |
| 17 | TROSSARD Leandro   | 50          | 21              | 42%               |
| 19 | DENDONCKER Leander | 65          | 22              | 33.8%             |
| 21 | CASTAGNE Timothy   | 32          | 15              | 46.9%             |
| 8  | TIELEMANS Youri    | 19          | 6               | 31.6%             |
| 9  | LUKAKU Romelu      | 19          | 3               | 15.8%             |
| 10 | HAZARD Eden        | 3           | 0               | 0%                |
| 16 | HAZARD Thorgan     | 28          | 6               | 21.4%             |
| 25 | DOKU Jeremy        | 12          | 8               | 66.7%             |



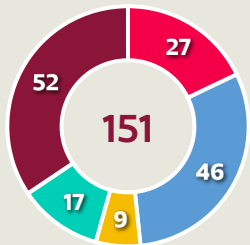
# Movement to Receive

## Movement Types by Phase

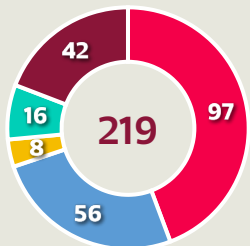
### Final Third Phase



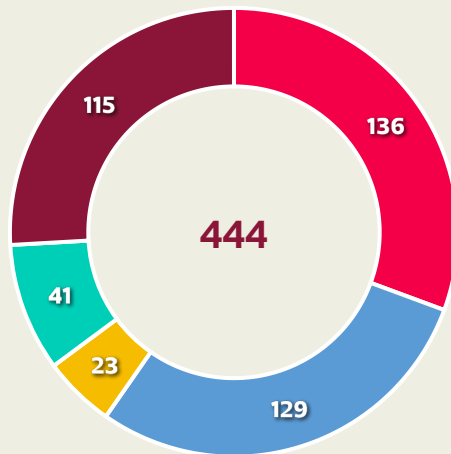
### Progression Phase



### Build Up Phase



## All Movement Types

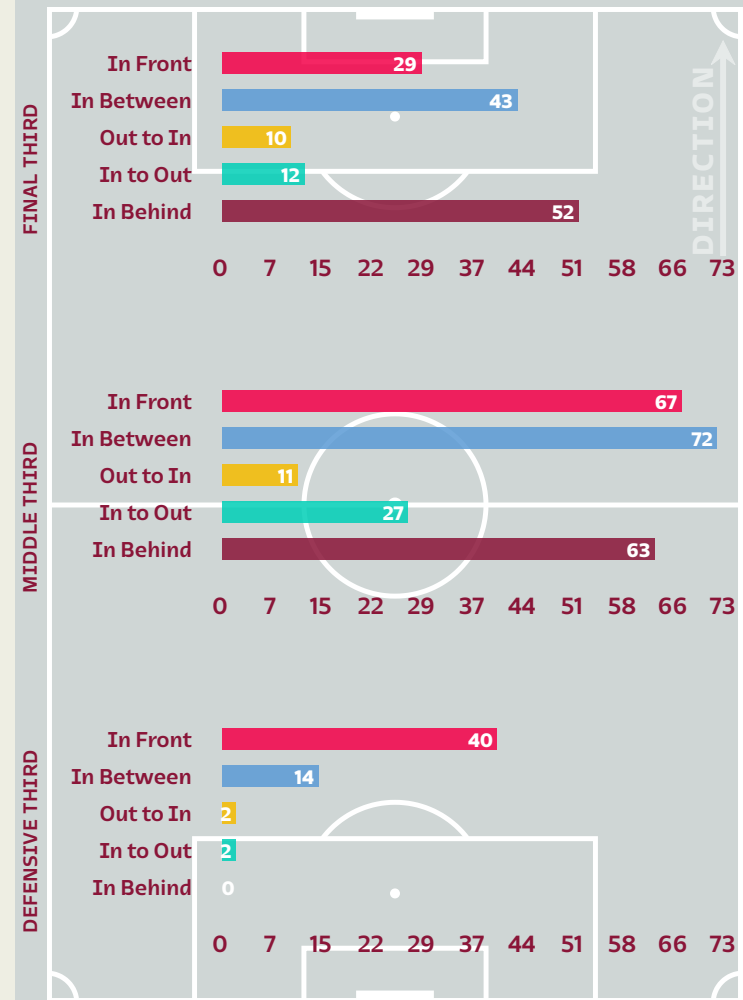


- In Front
- In Between
- Out to In
- In to Out
- In Behind

## Top Ranked Players

| Type       | Player              | Movements |
|------------|---------------------|-----------|
| In Front   | 11 BROZOVIC Marcelo | 37        |
| In Between | 14 LIVAJA Marko     | 30        |
| Out to In  | 8 KOVACIC Mateo     | 5         |
| In to Out  | 10 MODRIC Luka      | 14        |
| In Behind  | 9 KRAMARIC Andrej   | 32        |

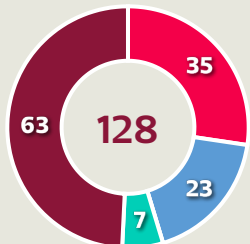
## Movement Types Pitch Third



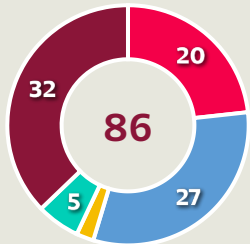
# Movement to Receive

## Movement Types by Phase

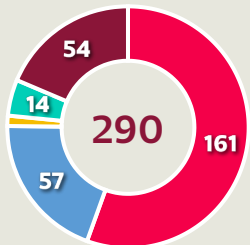
### Final Third Phase



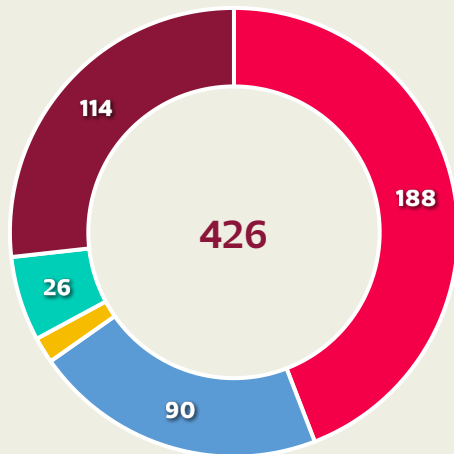
### Progression Phase



### Build Up Phase



## All Movement Types

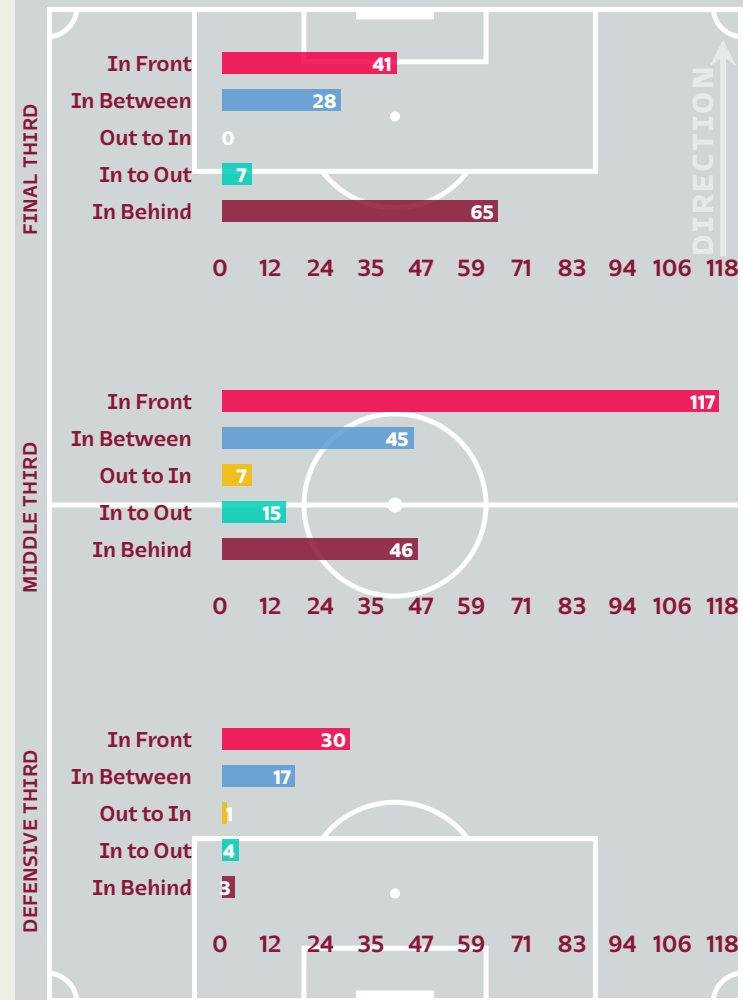


- In Front
- In Between
- Out to In
- In to Out
- In Behind

## Top Ranked Players

| Type       | Player            | Movements |
|------------|-------------------|-----------|
| In Front   | 6 WITSEL Axel     | 51        |
| In Between | 7 DE BRUYNE Kevin | 22        |
| Out to In  | 7 DE BRUYNE Kevin | 2         |
| In to Out  | 14 MERTENS Dries  | 7         |
| In Behind  | 14 MERTENS Dries  | 23        |

## Movement Types Pitch Third





FIFA WORLD CUP  
Qatar 2022



# OUT OF POSSESSION



Croatia v Belgium

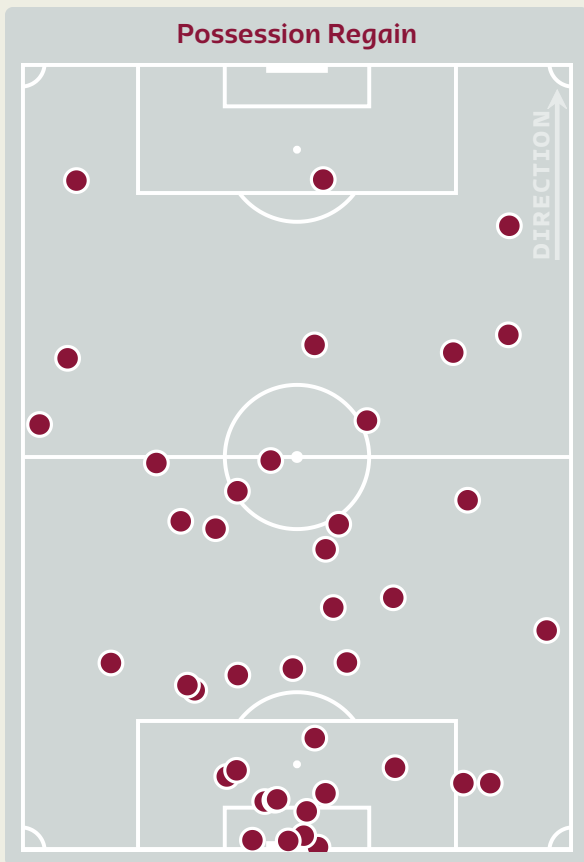
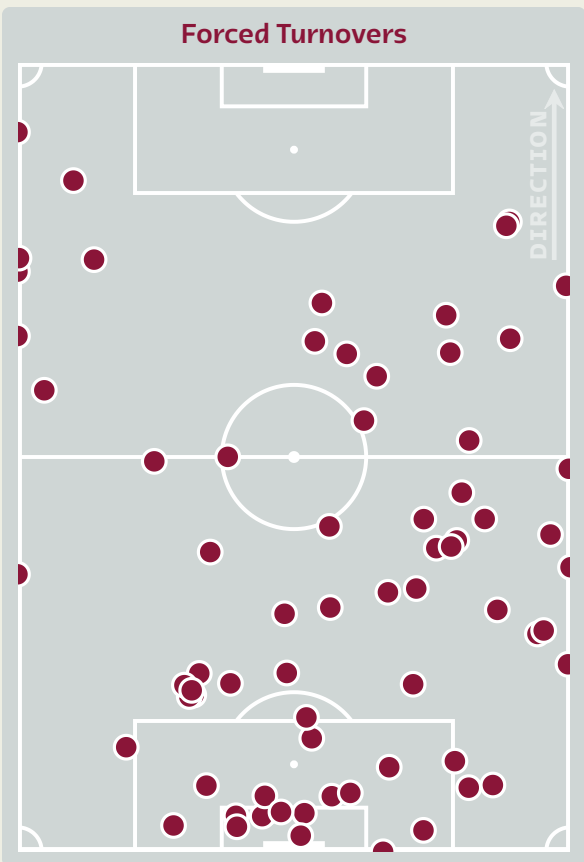




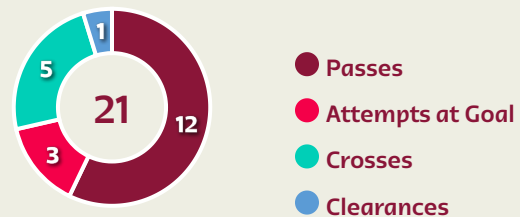
Croatia



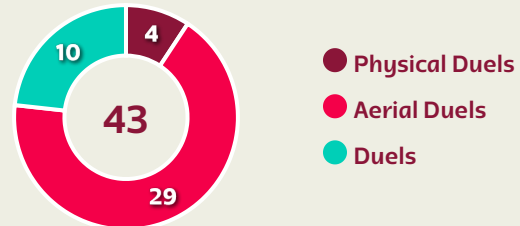
# Defensive Actions



## Blocks



## Possession Contests



## Most Possession Regains

**8**

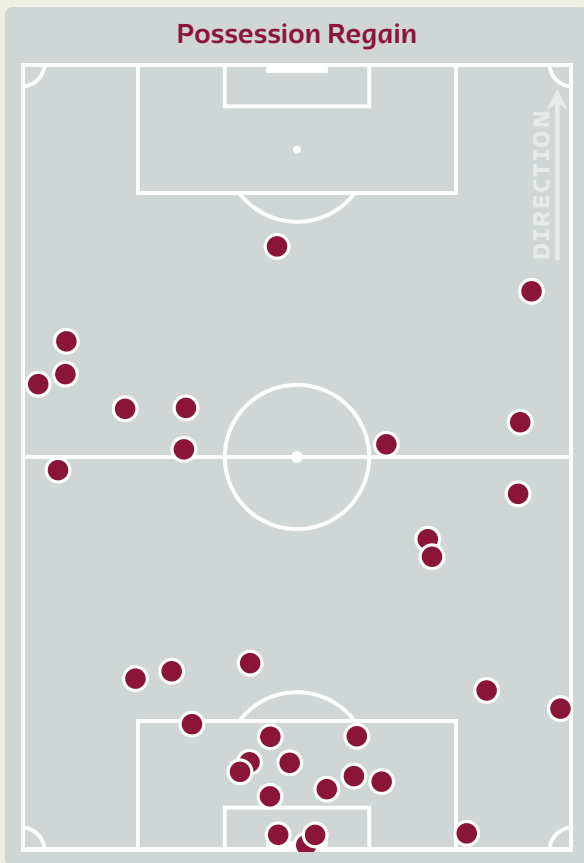
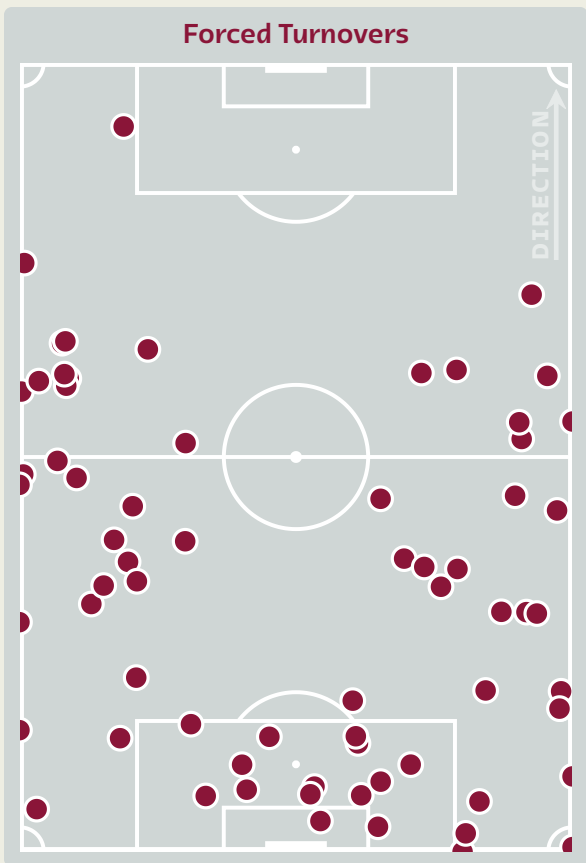
**GVARDIOL Josko**  
LEFT CENTRE BACK

| #  | Player            | Total Possession Regains |
|----|-------------------|--------------------------|
| 1  | LIVAKOVIC Dominik | 7                        |
| 4  | PERISIC Ivan      | 4                        |
| 6  | LOVREN Dejan      | 4                        |
| 8  | KOVACIC Mateo     | 1                        |
| 9  | KRAMARIC Andrej   | 0                        |
| 10 | MODRIC Luka       | 6                        |
| 11 | BROZOVIC Marcelo  | 7                        |
| 14 | LIVAJA Marko      | 0                        |
| 19 | SOSA Borna        | 2                        |
| 20 | GVARDIOL Josko    | 8                        |
| 22 | JURANOVIC Josip   | 3                        |
| 7  | MAJER Lovro       | 0                        |
| 15 | PASALIC Mario     | 0                        |
| 16 | PETKOVIC Bruno    | 1                        |

Belgium



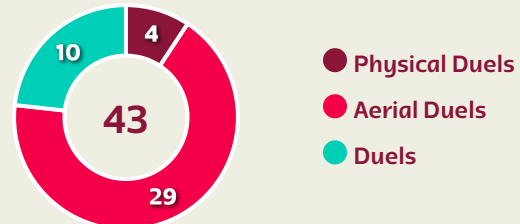
## Defensive Actions



## Blocks



## Possession Contests



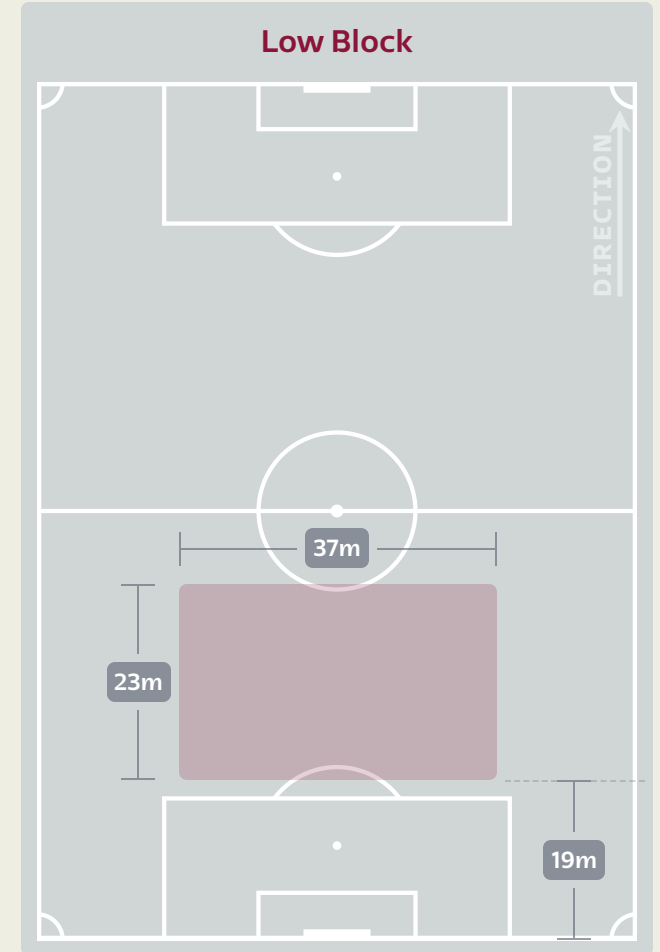
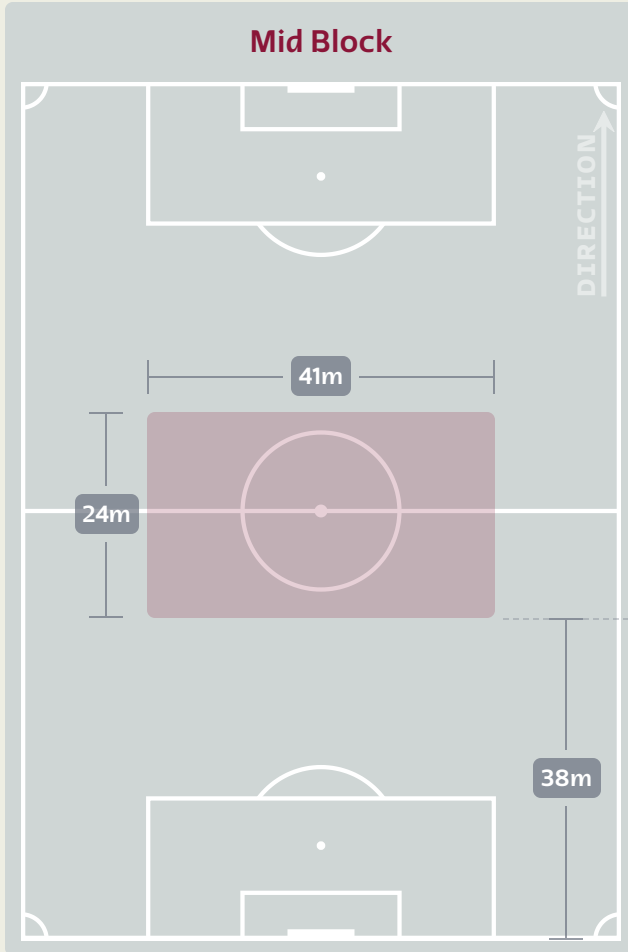
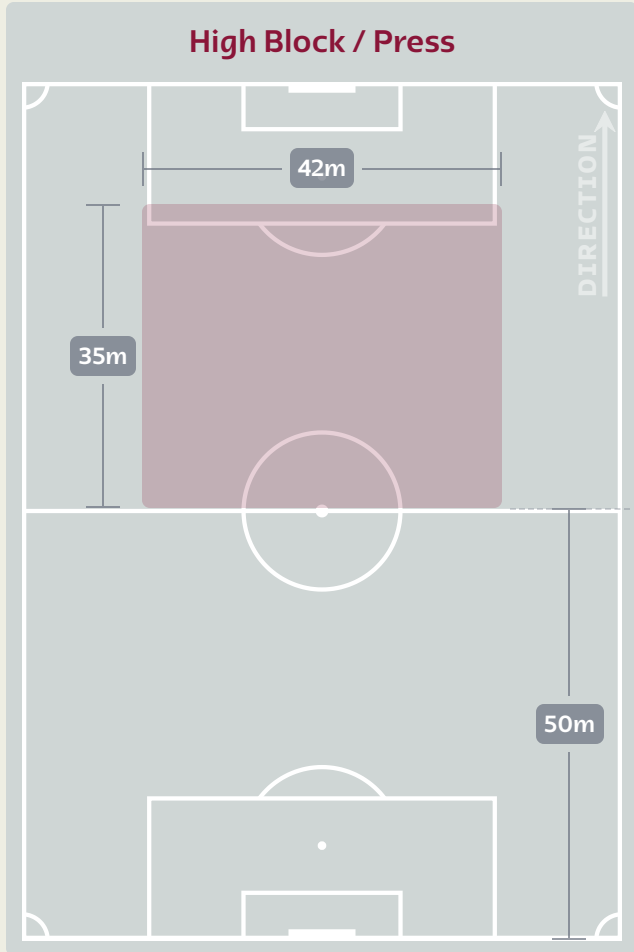
## Most Possession Regains

**9**

**CASTAGNE Timothy**  
LEFT BACK

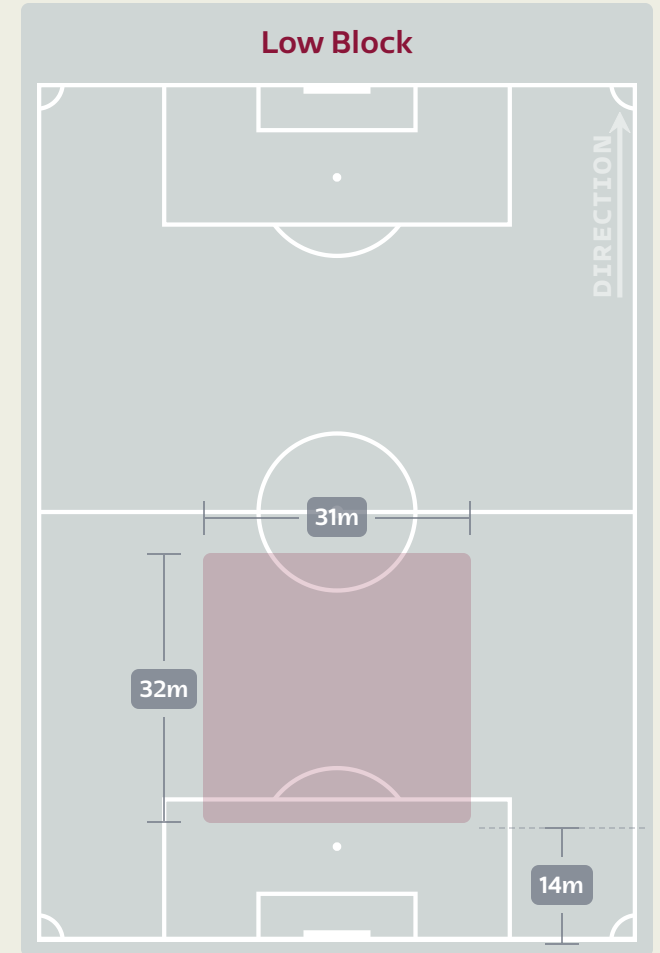
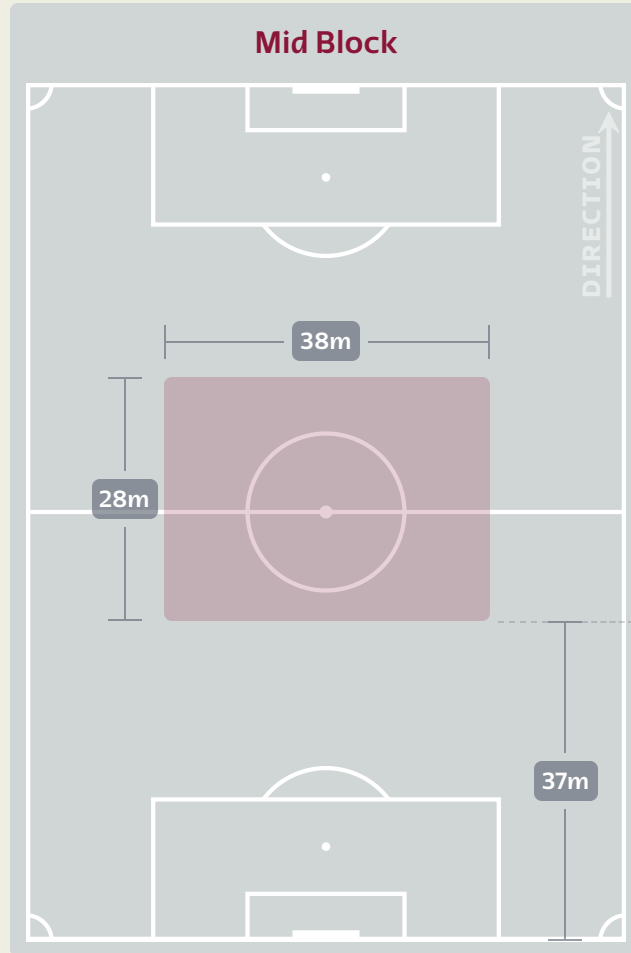
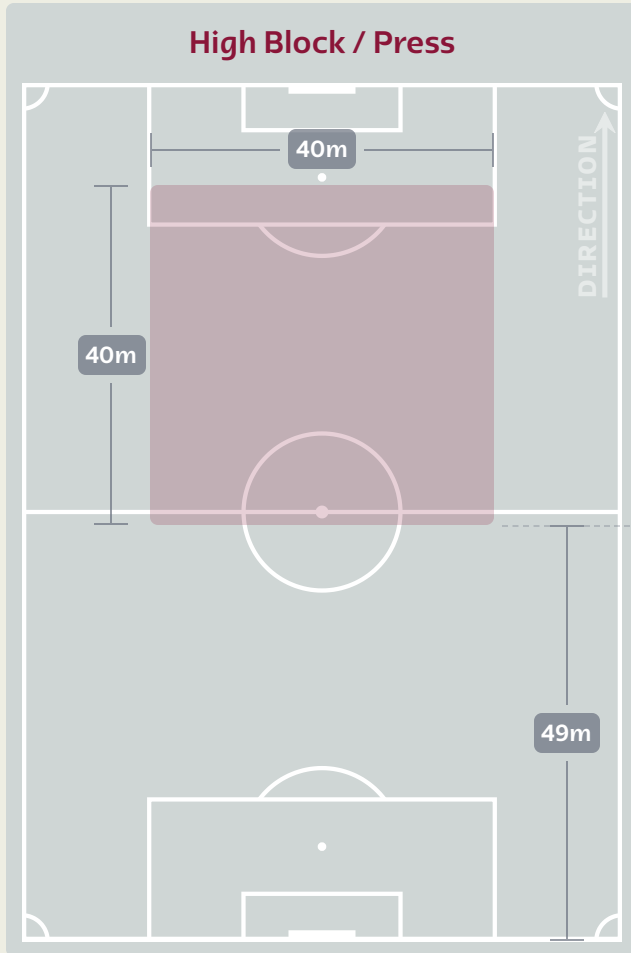
| #  | Player             | Total Possession Regains |
|----|--------------------|--------------------------|
| 1  | COURTOIS Thibaut   | 3                        |
| 2  | ALDERWEIRELD Toby  | 6                        |
| 5  | VERTONGHEN Jan     | 6                        |
| 6  | WITSEL Axel        | 4                        |
| 7  | DE BRUYNE Kevin    | 0                        |
| 11 | CARRASCO Yannick   | 0                        |
| 14 | MERTENS Dries      | 0                        |
| 15 | MEUNIER Thomas     | 5                        |
| 17 | TROSSARD Leandro   | 0                        |
| 19 | DENDONCKER Leander | 1                        |
| 21 | CASTAGNE Timothy   | 9                        |
| 8  | TIELEMANS Youri    | 4                        |
| 9  | LUKAKU Romelu      | 0                        |
| 10 | HAZARD Eden        | 0                        |
| 16 | HAZARD Thorgan     | 0                        |
| 25 | DOKU Jeremy        | 0                        |

# Defensive Line Height & Team Length



# Defensive Line Height & Team Length

Belgium




# Defensive Pressure



**Croatia**



**Belgium**



|        |                            |        |
|--------|----------------------------|--------|
| 328    | Total Pressures            | 346    |
| 35     | Direct Pressures           | 42     |
| 1.57s  | Avg Pressure Duration      | 1.55s  |
| 70     | Forced Turnovers           | 68     |
| 15.49s | Ball Recovery Time         | 11.55s |
| 166    | Pushing on into Pressing   | 168    |
| 405    | Pushing on                 | 358    |
| 65     | Pressing Direction Inside  | 55     |
| 187    | Pressing Direction Outside | 213    |

Most Direct Pressures

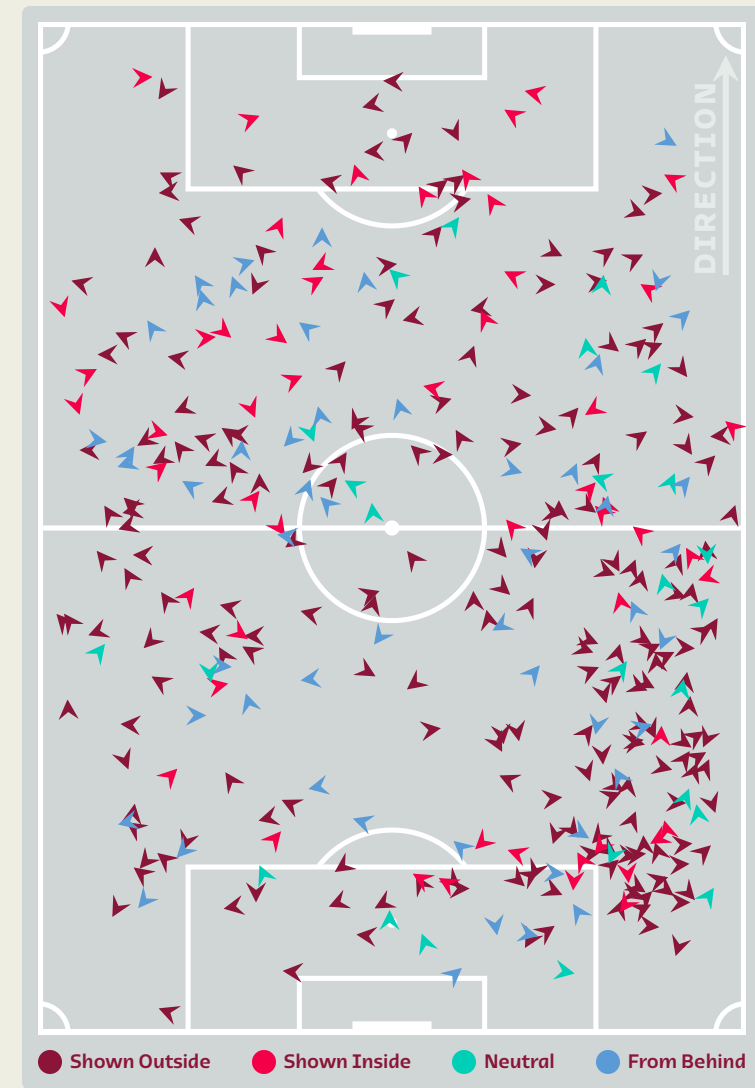
**8**

**GVARDIOL Josko**  
LEFT CENTRE BACK

Most Direct Pressures

**9**

**WITSEL Axel**  
LEFT CENTRE MIDFIELD





FIFA WORLD CUP  
Qatar 2022



# GOALKEEPING



Croatia v Belgium

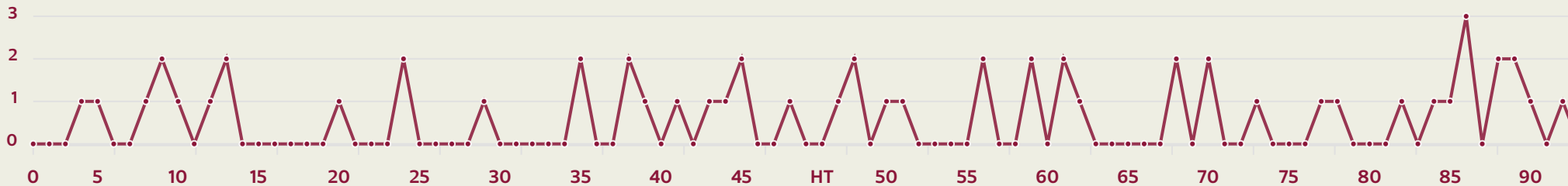


# Goalkeeping Involvement



**Croatia**

**Croatia GK Involvement Timeline**



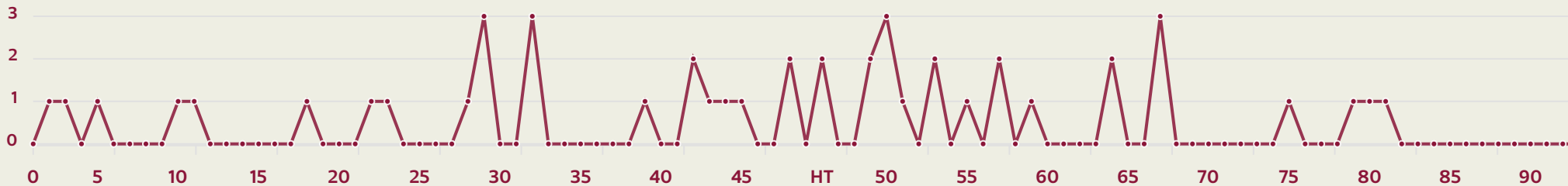
**56**

**Total Involvements**



**Belgium**

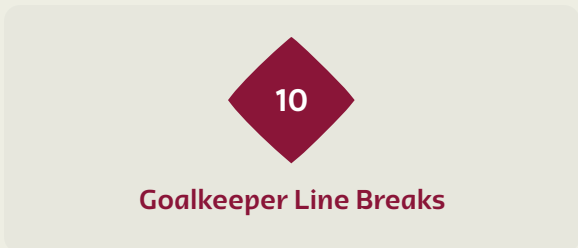
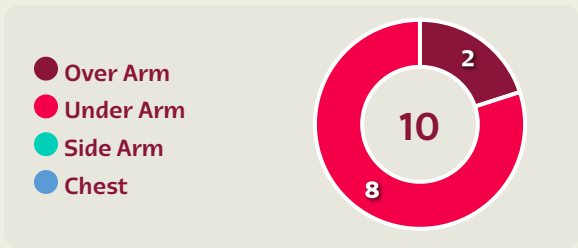
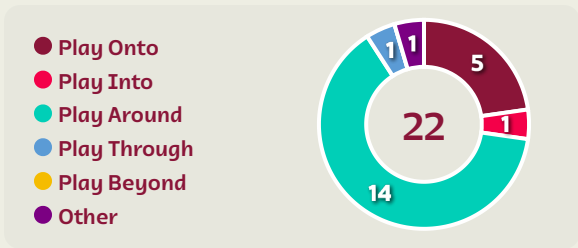
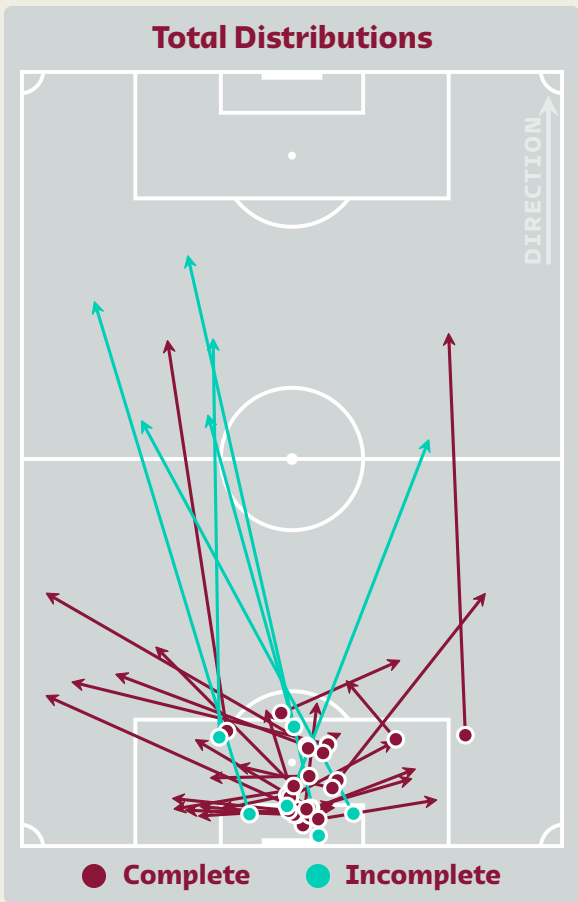
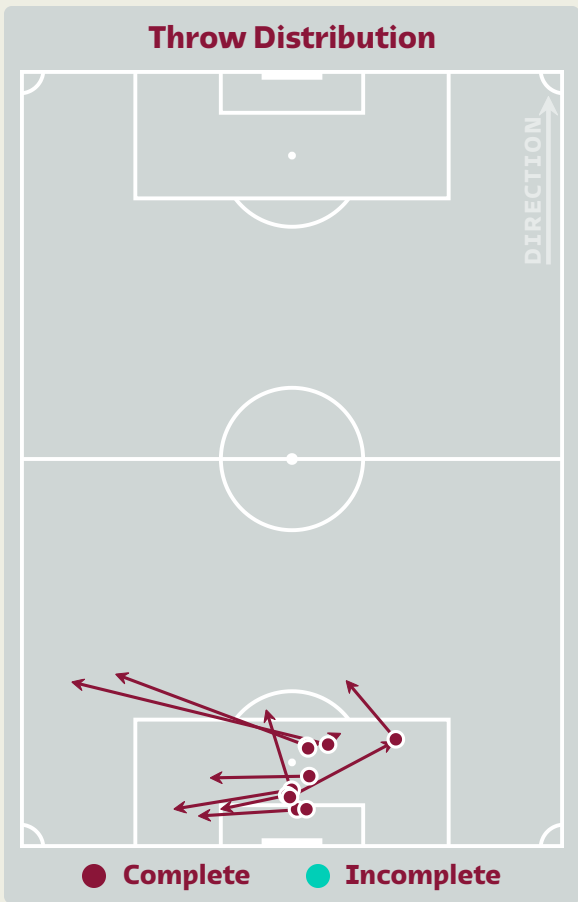
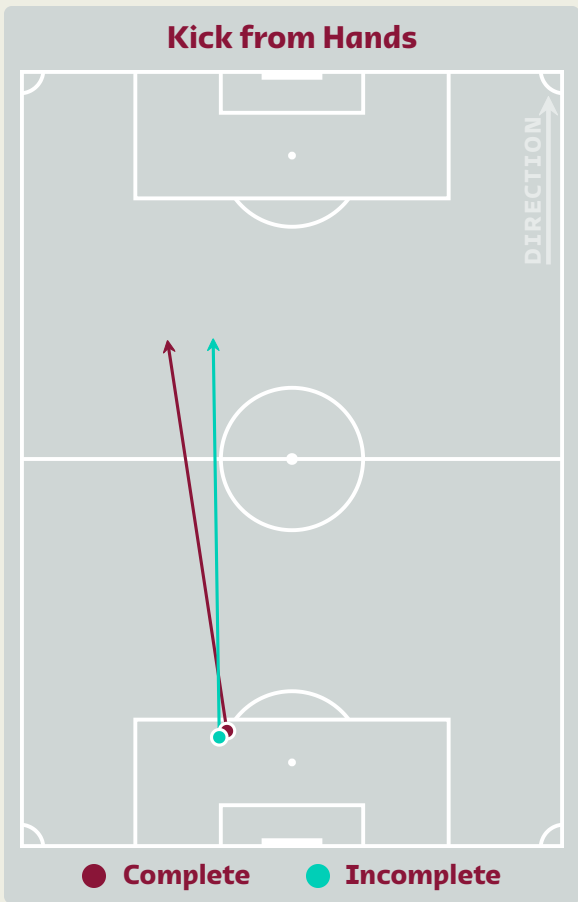
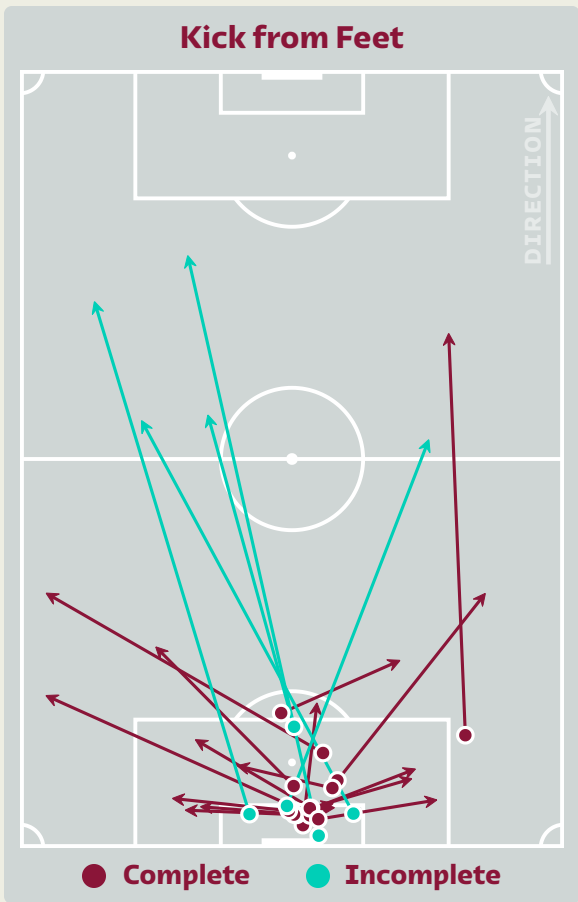
**Belgium GK Involvement Timeline**



**50**

**Total Involvements**

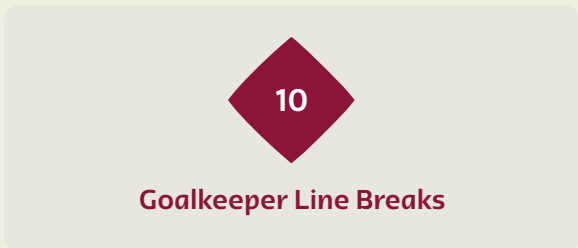
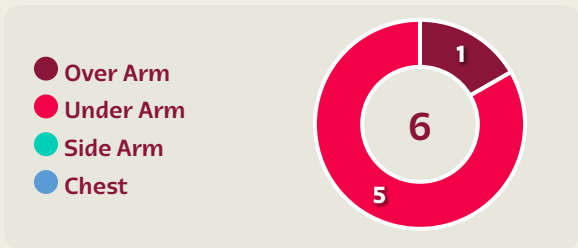
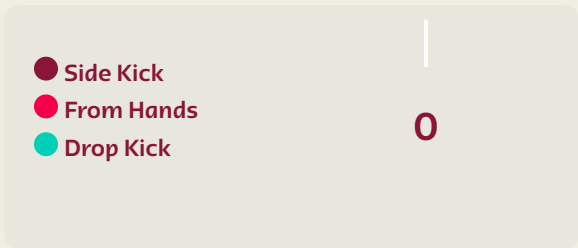
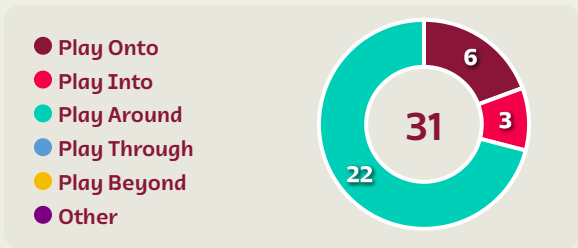
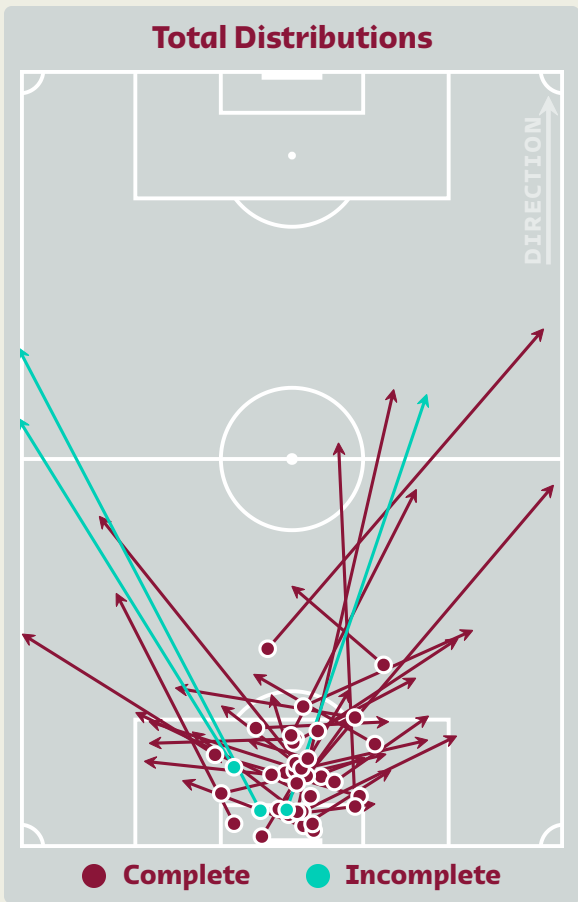
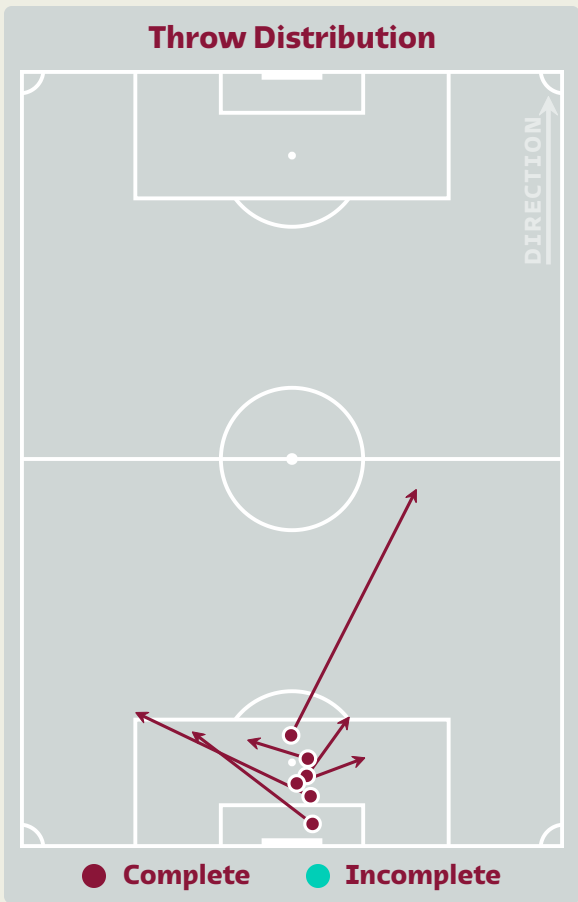
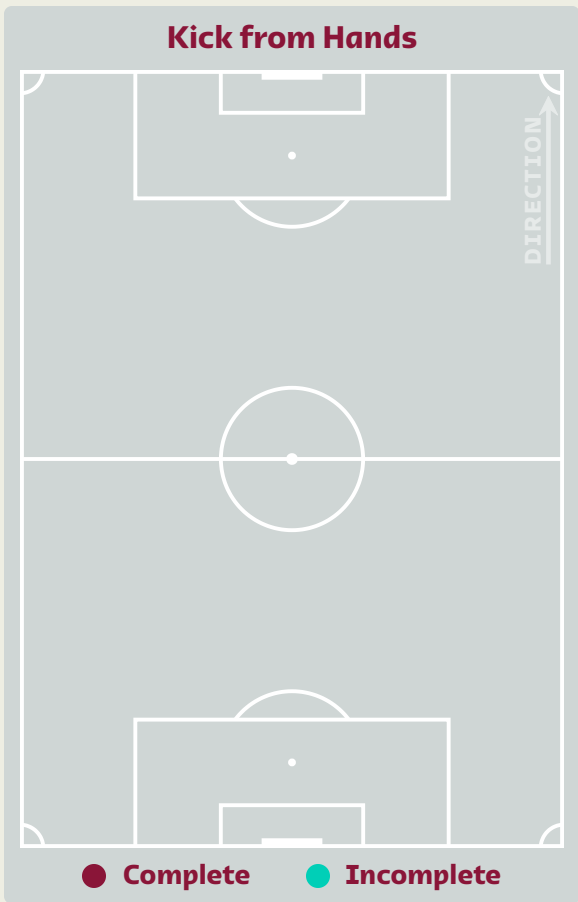
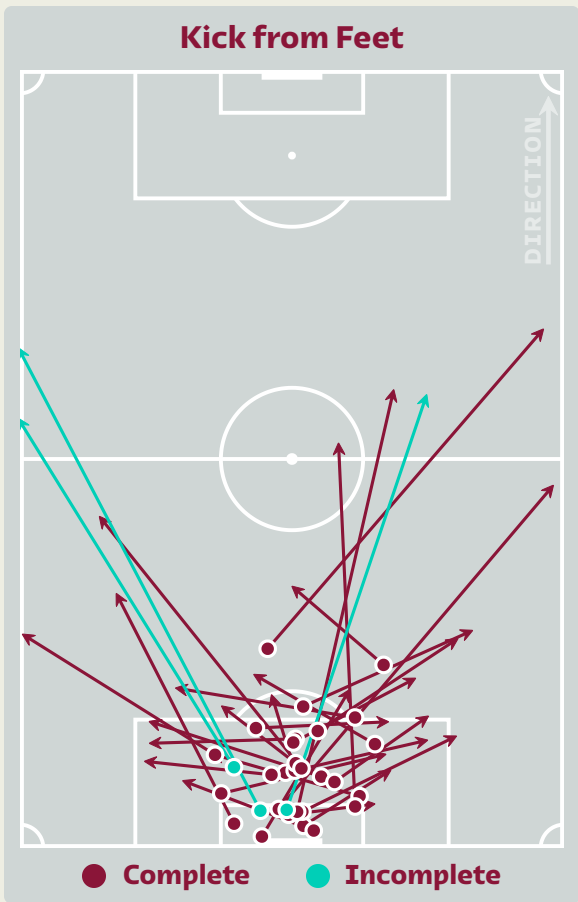
# Goalkeeping Distribution



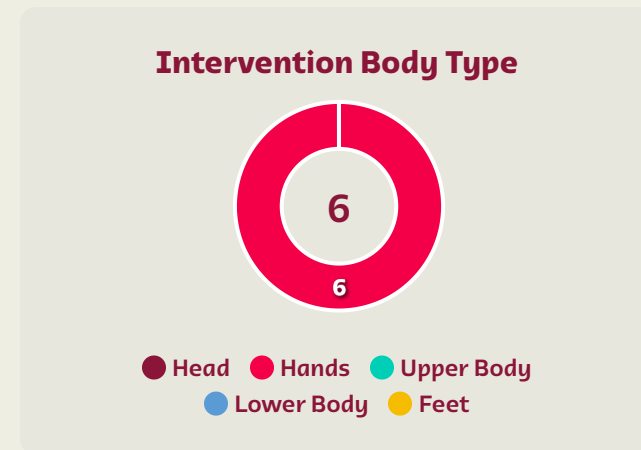
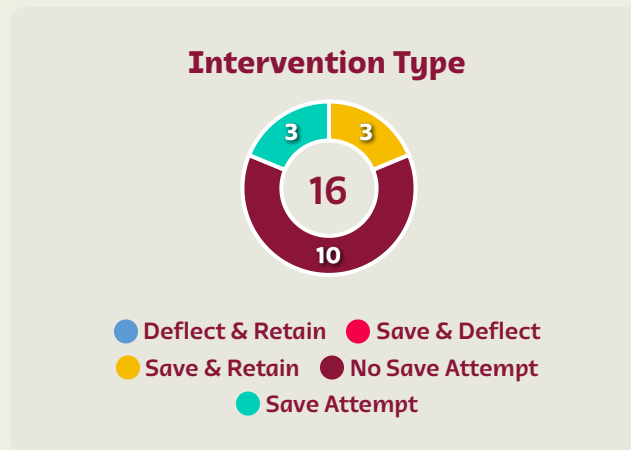
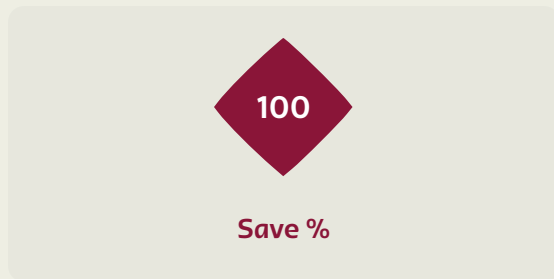
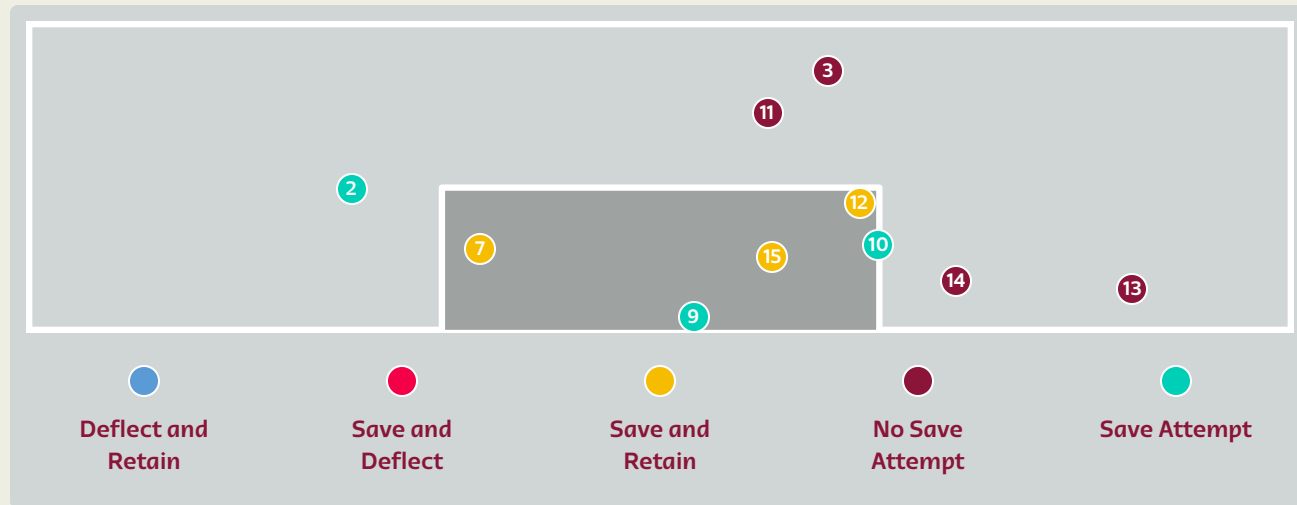
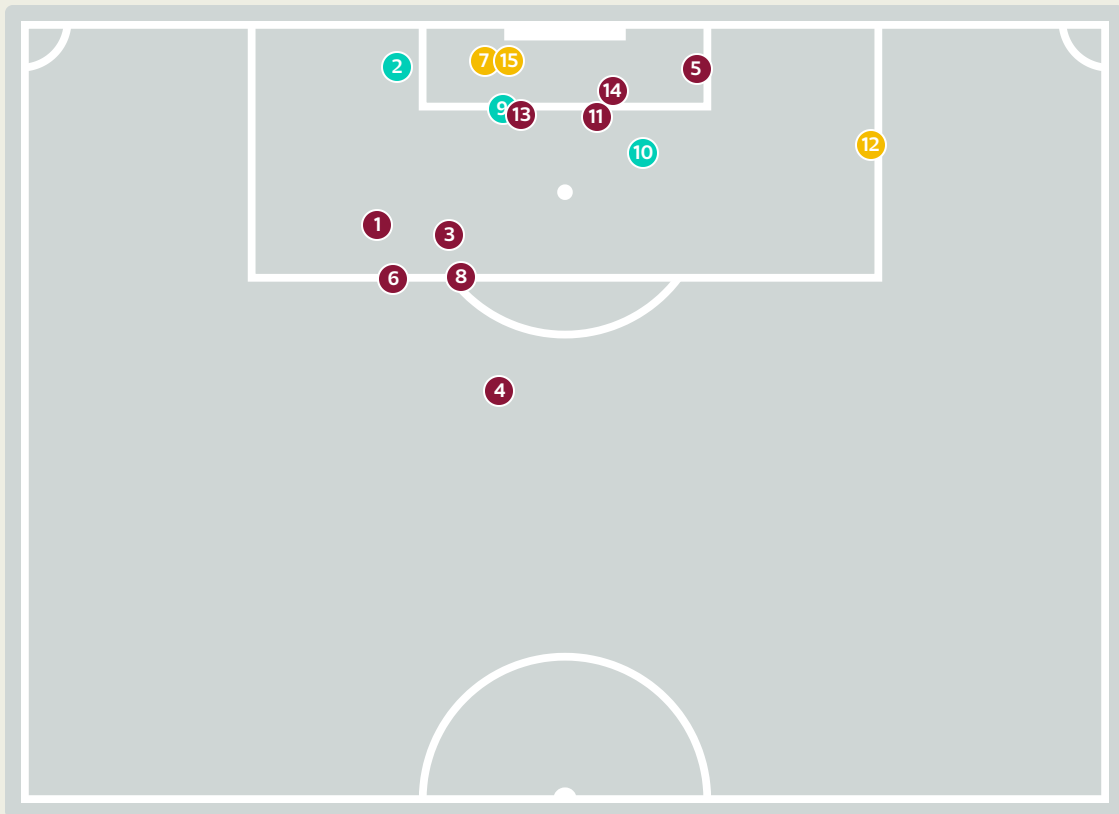


# Goalkeeping Distribution

Belgium

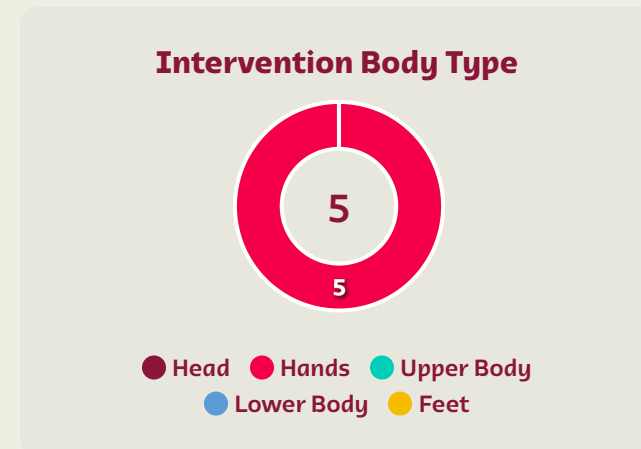
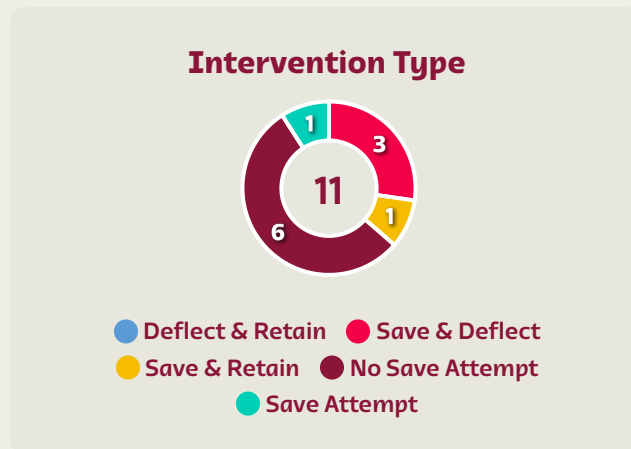
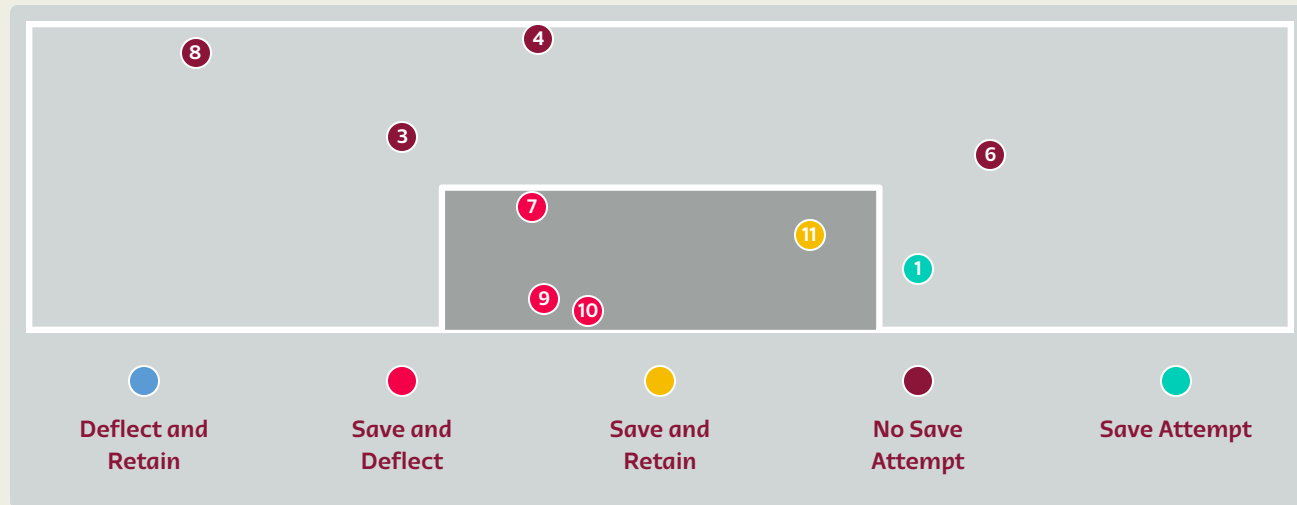
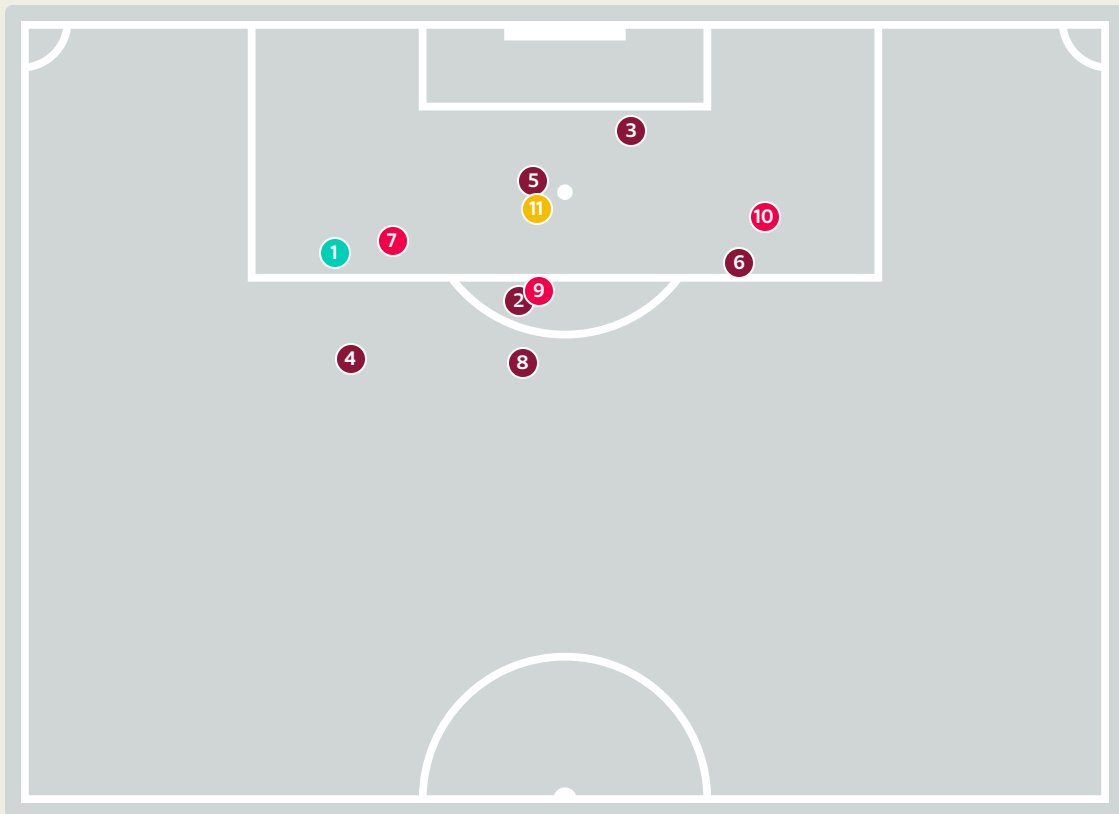


# Goal Prevention



| Total Attempts on Goal Faced | Total Goal Interventions | Save & Retain | Deflect & Retain | Save & Deflect | Save Attempt | No Save Attempt |
|------------------------------|--------------------------|---------------|------------------|----------------|--------------|-----------------|
| 16                           | 3                        | 3             | 0                | 0              | 3            | 10              |

# Goal Prevention

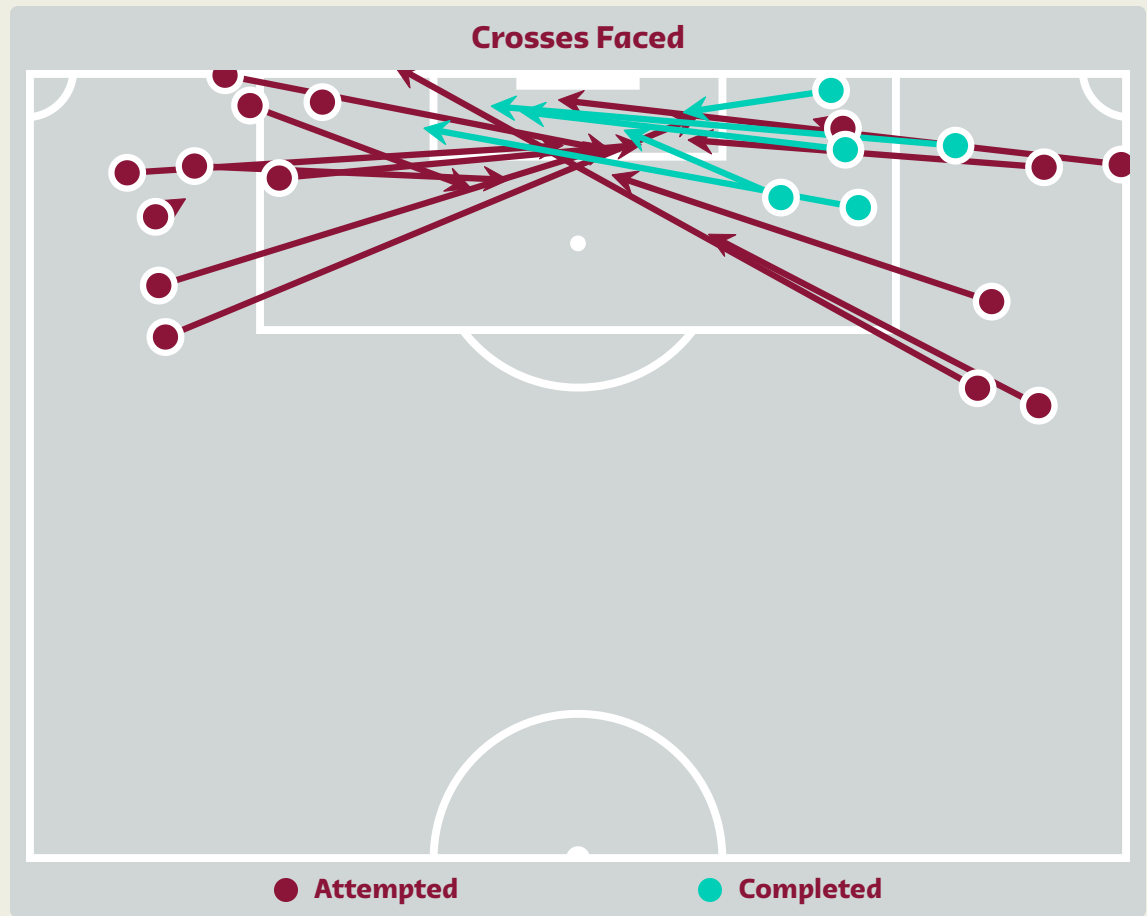
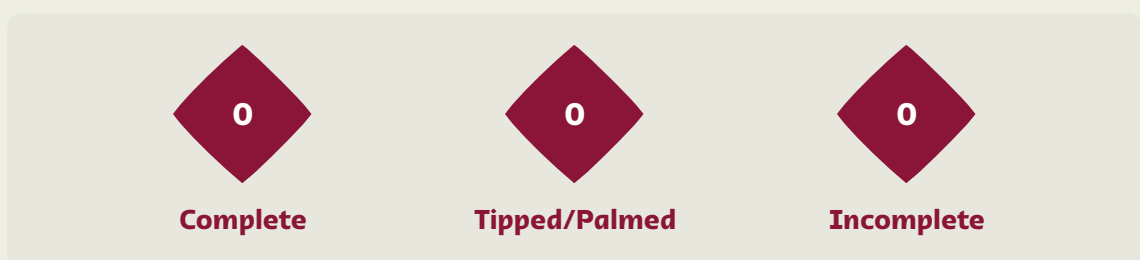
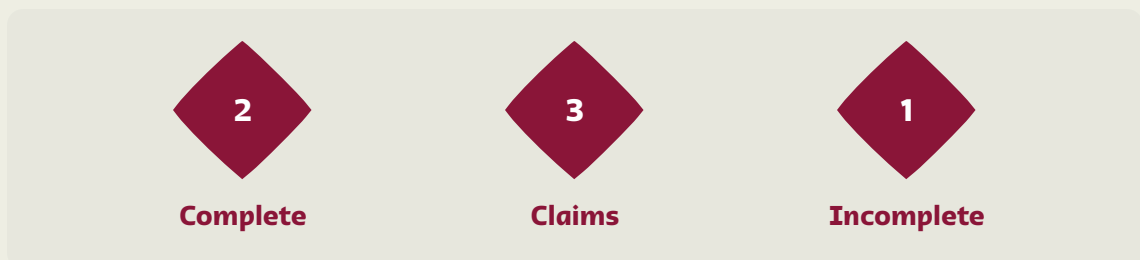


**11**  
Total Attempts on Goal Faced

**100**  
Save %

| Total Attempts on Goal Faced | Total Goal Interventions | Save & Retain | Deflect & Retain | Save & Deflect | Save Attempt | No Save Attempt |
|------------------------------|--------------------------|---------------|------------------|----------------|--------------|-----------------|
| 11                           | 4                        | 1             | 0                | 3              | 1            | 6               |

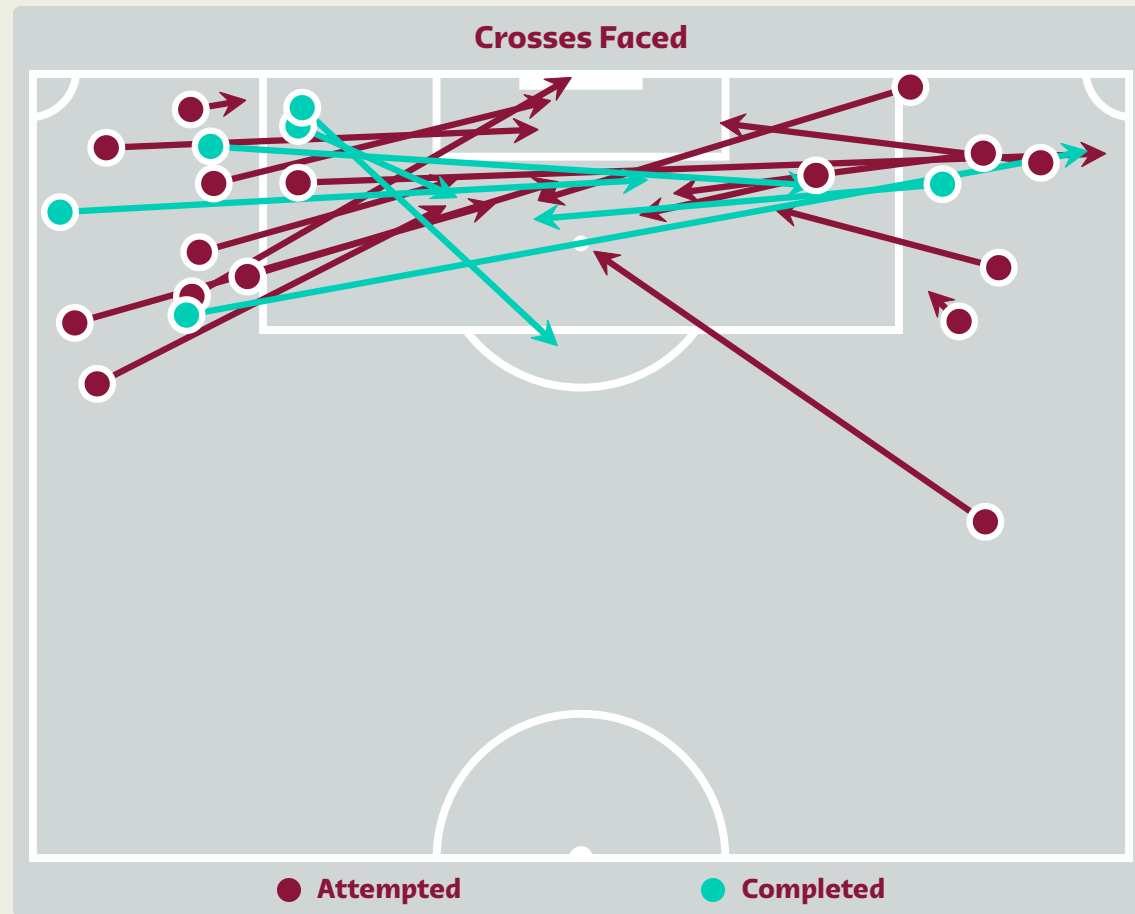
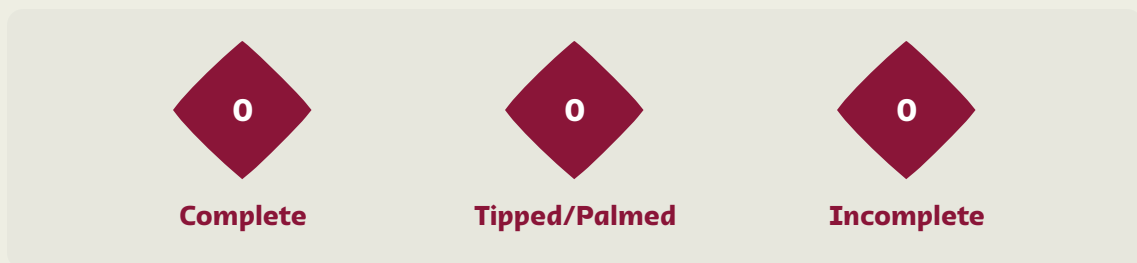
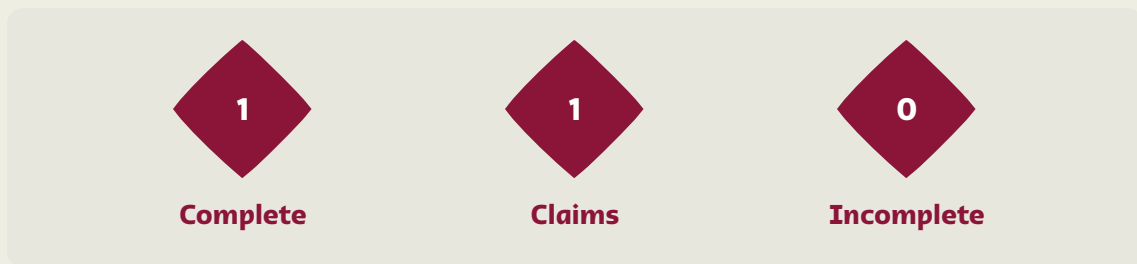
# Aerial Control



**Delivery Types Faced**

| Total | In Swing | Out Swing | Driven | Lofted | Cutback | Push |
|-------|----------|-----------|--------|--------|---------|------|
| 24    | 2        | 4         | 6      | 7      | 1       | 4    |

# Aerial Control



**Delivery Types Faced**

| Total | In Swing | Out Swing | Driven | Lofted | Cutback | Push |
|-------|----------|-----------|--------|--------|---------|------|
| 24    | 2        | 10        | 3      | 4      | 1       | 4    |



FIFA WORLD CUP  
Qatar 2022



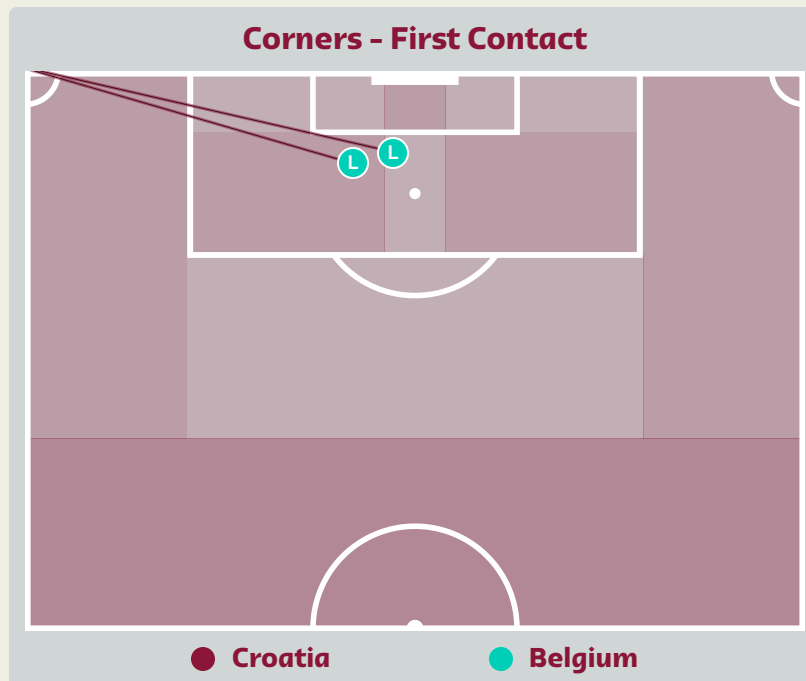
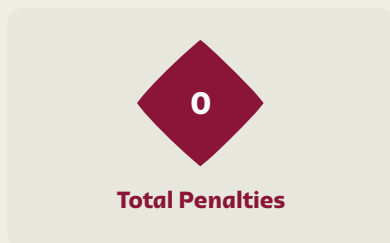
# SET PLAYS



Croatia v Belgium



# Set Plays - Corners



| Delivery Type        | From Left Side | From Right Side | Total |
|----------------------|----------------|-----------------|-------|
| Direct to Area       | 1              | 0               | 1     |
| Short                | 1              | 0               | 1     |
| Edge of Penalty Area | 0              | 0               | 0     |

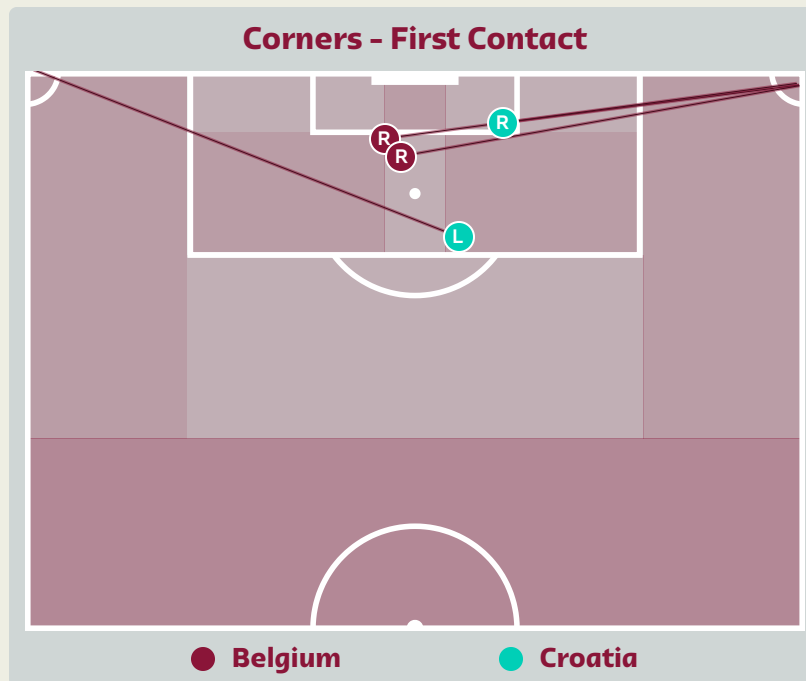
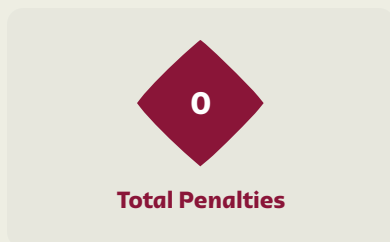

| Delivery Style | Total |
|----------------|-------|
| Inswing        | 1     |
| Outswing       | 0     |
| Driven         | 0     |

| Free Kicks          |       |
|---------------------|-------|
| Type                | Total |
| Direct              | 9     |
| Direct (on target)  | 0     |
| Direct (off target) | 0     |
| Indirect            | 0     |



| Top 5 Player First Contacts |         |       |
|-----------------------------|---------|-------|
| Player                      | Team    | Total |
| WITSEL Axel                 | Belgium | 1     |
| LUKAKU Romelu               | Belgium | 1     |

# Set Plays - Corners



| Delivery Type        | From Left Side | From Right Side | Total |
|----------------------|----------------|-----------------|-------|
| Direct to Area       | 0              | 3               | 3     |
| Short                | 0              | 0               | 0     |
| Edge of Penalty Area | 1              | 0               | 1     |

| Delivery Style | Total |
|----------------|-------|
| Inswing        | 0     |
| Outswing       | 3     |
| Driven         | 0     |

| Free Kicks          |       |
|---------------------|-------|
| Type                | Total |
| Direct              | 7     |
| Direct (on target)  | 0     |
| Direct (off target) | 0     |
| Indirect            | 4     |



| Top 5 Player First Contacts |         |       |
|-----------------------------|---------|-------|
| Player                      | Team    | Total |
| VERTONGHEN Jan              | Belgium | 2     |
| KOVACIC Mateo               | Croatia | 1     |
| SOSA Borna                  | Croatia | 1     |





FIFA WORLD CUP  
Qatar 2022



# INDIVIDUAL DATA IN POSSESSION



Croatia v Belgium



# In Possession - Distributions

## Croatia



| #  | Player            | Passes Attempted | Passes Completed | Pass Completion % | Switches of Play | Crosses Attempted | Crosses Completed | Line Breaks Attempted | Line Breaks Completed | Line Break Completion % | Ball Progressions | Take Ons | Step Ins | Attempts at Goal | Goals |
|----|-------------------|------------------|------------------|-------------------|------------------|-------------------|-------------------|-----------------------|-----------------------|-------------------------|-------------------|----------|----------|------------------|-------|
| 1  | LIVAKOVIC Dominik | 34               | 28               | 82%               | 0                | 0                 | 0                 | 10                    | 4                     | 40%                     | 0                 | 0        | 0        | 0                | 0     |
| 4  | PERISIC Ivan      | 36               | 31               | 86%               | 2                | 4                 | 1                 | 5                     | 2                     | 40%                     | 8                 | 3        | 4        | 2                | 0     |
| 6  | LOVREN Dejan      | 53               | 44               | 83%               | 1                | 0                 | 0                 | 14                    | 11                    | 78%                     | 4                 | 0        | 4        | 0                | 0     |
| 8  | KOVACIC Mateo     | 61               | 57               | 93%               | 2                | 1                 | 1                 | 10                    | 9                     | 90%                     | 2                 | 0        | 2        | 1                | 0     |
| 9  | KRAMARIC Andrej   | 29               | 28               | 97%               | 2                | 1                 | 1                 | 2                     | 2                     | 100%                    | 0                 | 0        | 0        | 0                | 0     |
| 10 | MODRIC Luka       | 54               | 45               | 83%               | 3                | 4                 | 0                 | 22                    | 19                    | 86%                     | 2                 | 0        | 2        | 2                | 0     |
| 11 | BROZOVIC Marcelo  | 82               | 76               | 93%               | 6                | 0                 | 0                 | 23                    | 22                    | 95%                     | 1                 | 0        | 1        | 2                | 0     |
| 14 | LIVAJA Marko      | 13               | 8                | 62%               | 0                | 0                 | 0                 | 1                     | 1                     | 100%                    | 0                 | 0        | 0        | 1                | 0     |
| 19 | SOSA Borna        | 78               | 72               | 92%               | 1                | 7                 | 2                 | 25                    | 21                    | 84%                     | 2                 | 0        | 2        | 2                | 0     |
| 20 | GVARDIOL Josko    | 63               | 60               | 95%               | 1                | 0                 | 0                 | 26                    | 23                    | 88%                     | 5                 | 0        | 5        | 0                | 0     |
| 22 | JURANOVIC Josip   | 50               | 41               | 82%               | 0                | 6                 | 0                 | 26                    | 20                    | 76%                     | 3                 | 0        | 3        | 1                | 0     |
| 7  | MAJER Lovro       | 2                | 1                | 50%               | 0                | 0                 | 0                 | 0                     | 0                     | 0%                      | 0                 | 0        | 0        | 0                | 0     |
| 15 | PASALIC Mario     | 5                | 4                | 80%               | 0                | 0                 | 0                 | 3                     | 2                     | 66%                     | 0                 | 0        | 0        | 0                | 0     |
| 16 | PETKOVIC Bruno    | 18               | 9                | 50%               | 1                | 1                 | 1                 | 4                     | 3                     | 75%                     | 1                 | 0        | 1        | 0                | 0     |

# In Possession - Offers & Receptions



|    |                   |              | Offer movement types |            |           |           |           |             |                 |
|----|-------------------|--------------|----------------------|------------|-----------|-----------|-----------|-------------|-----------------|
| #  | Player            | Total Offers | In Front             | In Between | Out to In | In to Out | In Behind | No Movement | Offers Received |
| 1  | LIVAKOVIC Dominik | 3            | 0                    | 0          | 0         | 0         | 0         | 3           | 2               |
| 4  | PERISIC Ivan      | 70           | 5                    | 5          | 1         | 4         | 26        | 29          | 22              |
| 6  | LOVREN Dejan      | 44           | 6                    | 1          | 0         | 0         | 0         | 37          | 23              |
| 8  | KOVACIC Mateo     | 90           | 29                   | 22         | 5         | 12        | 8         | 14          | 40              |
| 9  | KRAMARIC Andrej   | 80           | 2                    | 10         | 4         | 2         | 32        | 30          | 13              |
| 10 | MODRIC Luka       | 83           | 28                   | 19         | 5         | 14        | 5         | 12          | 37              |
| 11 | BROZOVIC Marcelo  | 77           | 37                   | 28         | 3         | 3         | 1         | 5           | 39              |
| 14 | LIVAJA Marko      | 46           | 1                    | 30         | 1         | 2         | 11        | 1           | 11              |
| 19 | SOSA Borna        | 59           | 13                   | 1          | 1         | 0         | 9         | 35          | 33              |
| 20 | GVARDIOL Josko    | 19           | 2                    | 1          | 0         | 0         | 0         | 16          | 4               |
| 22 | JURANOVIC Josip   | 48           | 12                   | 5          | 1         | 2         | 8         | 20          | 22              |
| 7  | MAJER Lovro       | 3            | 0                    | 1          | 0         | 1         | 1         | 0           | 1               |
| 15 | PASALIC Mario     | 17           | 0                    | 1          | 0         | 1         | 12        | 3           | 2               |
| 16 | PETKOVIC Bruno    | 11           | 1                    | 5          | 2         | 0         | 2         | 1           | 7               |

# In Possession - Distributions

## Belgium



| #  | Player             | Passes Attempted | Passes Completed | Pass Completion % | Switches of Play | Crosses Attempted | Crosses Completed | Line Breaks Attempted | Line Breaks Completed | Line Break Completion % | Ball Progressions | Take Ons | Step Ins | Attempts at Goal | Goals |
|----|--------------------|------------------|------------------|-------------------|------------------|-------------------|-------------------|-----------------------|-----------------------|-------------------------|-------------------|----------|----------|------------------|-------|
| 1  | COURTOIS Thibaut   | 37               | 34               | 92%               | 0                | 0                 | 0                 | 10                    | 9                     | 90%                     | 0                 | 0        | 0        | 0                | 0     |
| 2  | ALDERWEIRELD Toby  | 87               | 80               | 92%               | 2                | 0                 | 0                 | 20                    | 14                    | 70%                     | 1                 | 1        | 0        | 0                | 0     |
| 5  | VERTONGHEN Jan     | 85               | 83               | 98%               | 0                | 0                 | 0                 | 7                     | 5                     | 71%                     | 0                 | 0        | 0        | 1                | 0     |
| 6  | WITSEL Axel        | 52               | 50               | 96%               | 0                | 0                 | 0                 | 5                     | 4                     | 80%                     | 2                 | 0        | 2        | 1                | 0     |
| 7  | DE BRUYNE Kevin    | 27               | 23               | 85%               | 0                | 9                 | 3                 | 7                     | 4                     | 57%                     | 1                 | 1        | 0        | 2                | 0     |
| 11 | CARRASCO Yannick   | 31               | 26               | 84%               | 0                | 2                 | 0                 | 5                     | 3                     | 60%                     | 1                 | 0        | 1        | 4                | 0     |
| 14 | MERTENS Dries      | 16               | 11               | 69%               | 0                | 1                 | 1                 | 4                     | 3                     | 75%                     | 0                 | 0        | 0        | 2                | 0     |
| 15 | MEUNIER Thomas     | 66               | 52               | 79%               | 0                | 4                 | 1                 | 18                    | 7                     | 38%                     | 1                 | 0        | 1        | 0                | 0     |
| 17 | TROSSARD Leandro   | 30               | 22               | 73%               | 1                | 0                 | 0                 | 6                     | 4                     | 66%                     | 2                 | 1        | 1        | 0                | 0     |
| 19 | DENDONCKER Leander | 44               | 43               | 98%               | 0                | 1                 | 1                 | 10                    | 8                     | 80%                     | 1                 | 1        | 0        | 0                | 0     |
| 21 | CASTAGNE Timothy   | 80               | 75               | 94%               | 0                | 1                 | 0                 | 24                    | 22                    | 91%                     | 0                 | 0        | 0        | 0                | 0     |
| 8  | TIELEMANS Youri    | 12               | 10               | 83%               | 0                | 1                 | 0                 | 4                     | 2                     | 50%                     | 0                 | 0        | 0        | 0                | 0     |
| 9  | LUKAKU Romelu      | 6                | 4                | 67%               | 0                | 0                 | 0                 | 2                     | 0                     | 0%                      | 1                 | 1        | 0        | 5                | 0     |
| 10 | HAZARD Eden        | 2                | 1                | 50%               | 0                | 0                 | 0                 | 1                     | 0                     | 0%                      | 0                 | 0        | 0        | 0                | 0     |
| 16 | HAZARD Thorgan     | 9                | 9                | 100%              | 1                | 2                 | 2                 | 3                     | 3                     | 100%                    | 0                 | 0        | 0        | 0                | 0     |
| 25 | DOKU Jeremy        | 12               | 8                | 67%               | 0                | 3                 | 0                 | 3                     | 3                     | 100%                    | 5                 | 2        | 3        | 0                | 0     |

# In Possession - Offers & Receptions



|    |                    |              | Offer movement types |            |           |           |           |             |                 |
|----|--------------------|--------------|----------------------|------------|-----------|-----------|-----------|-------------|-----------------|
| #  | Player             | Total Offers | In Front             | In Between | Out to In | In to Out | In Behind | No Movement | Offers Received |
| 1  | COURTOIS Thibaut   | 7            | 0                    | 0          | 0         | 0         | 0         | 7           | 3               |
| 2  | ALDERWEIRELD Toby  | 23           | 3                    | 0          | 0         | 0         | 1         | 19          | 15              |
| 5  | VERTONGHEN Jan     | 26           | 1                    | 0          | 0         | 0         | 0         | 25          | 17              |
| 6  | WITSEL Axel        | 82           | 51                   | 19         | 0         | 1         | 0         | 11          | 31              |
| 7  | DE BRUYNE Kevin    | 63           | 15                   | 22         | 2         | 6         | 14        | 4           | 14              |
| 11 | CARRASCO Yannick   | 34           | 2                    | 2          | 0         | 0         | 14        | 16          | 18              |
| 14 | MERTENS Dries      | 52           | 7                    | 9          | 0         | 7         | 23        | 6           | 13              |
| 15 | MEUNIER Thomas     | 66           | 21                   | 1          | 2         | 2         | 17        | 23          | 30              |
| 17 | TROSSARD Leandro   | 50           | 18                   | 13         | 1         | 5         | 12        | 1           | 21              |
| 19 | DENDONCKER Leander | 65           | 36                   | 9          | 0         | 2         | 6         | 12          | 22              |
| 21 | CASTAGNE Timothy   | 32           | 18                   | 0          | 0         | 0         | 1         | 13          | 15              |
| 8  | TIELEMANS Youri    | 19           | 13                   | 1          | 0         | 0         | 0         | 5           | 6               |
| 9  | LUKAKU Romelu      | 19           | 0                    | 4          | 0         | 1         | 14        | 0           | 3               |
| 10 | HAZARD Eden        | 3            | 0                    | 2          | 0         | 1         | 0         | 0           | 0               |
| 16 | HAZARD Thorgan     | 28           | 2                    | 8          | 2         | 1         | 9         | 6           | 6               |
| 25 | DOKU Jeremy        | 12           | 1                    | 0          | 1         | 0         | 3         | 7           | 8               |



FIFA WORLD CUP  
Qatar 2022



# INDIVIDUAL DATA OUT OF POSSESSION



Croatia v Belgium



# Out of Possession

## Croatia



| #  | Player            | Tackles Made / Won | Blocks | Interceptions | Pressing Direct | Pressing Indirect | Forced Turnovers | Duels Won - Aerial | Duels Won - Physical | Possession Contests won | Clearances | Loose Ball Receptions | Pushing On | Pushing On into Pressing | Possession Regains | Possession Interrupted |
|----|-------------------|--------------------|--------|---------------|-----------------|-------------------|------------------|--------------------|----------------------|-------------------------|------------|-----------------------|------------|--------------------------|--------------------|------------------------|
| 1  | LIVAKOVIC Dominik | 0 / 0              | 0      | 0             | 0               | 0                 | 0                | 0                  | 0                    | 0                       | 0          | 1                     | 0          | 0                        | 7                  | 0                      |
| 4  | PERISIC Ivan      | 3 / 0              | 2      | 1             | 3               | 40                | 0                | 1                  | 2                    | 3                       | 3          | 4                     | 58         | 28                       | 4                  | 0                      |
| 6  | LOVREN Dejan      | 1 / 0              | 3      | 1             | 3               | 6                 | 0                | 1                  | 0                    | 1                       | 5          | 4                     | 31         | 1                        | 4                  | 6                      |
| 8  | KOVACIC Mateo     | 1 / 0              | 2      | 0             | 3               | 37                | 0                | 0                  | 0                    | 0                       | 3          | 3                     | 41         | 20                       | 1                  | 3                      |
| 9  | KRAMARIC Andrej   | 0 / 0              | 1      | 0             | 1               | 31                | 0                | 2                  | 0                    | 2                       | 1          | 2                     | 39         | 26                       | 0                  | 1                      |
| 10 | MODRIC Luka       | 7 / 1              | 1      | 3             | 3               | 46                | 0                | 0                  | 0                    | 0                       | 0          | 7                     | 72         | 28                       | 6                  | 2                      |
| 11 | BROZOVIC Marcelo  | 1 / 1              | 2      | 0             | 2               | 22                | 0                | 3                  | 0                    | 5                       | 2          | 11                    | 15         | 4                        | 7                  | 2                      |
| 14 | LIVAJA Marko      | 0 / 0              | 0      | 0             | 1               | 38                | 0                | 1                  | 0                    | 1                       | 0          | 3                     | 39         | 14                       | 0                  | 0                      |
| 19 | SOSA Borna        | 1 / 0              | 1      | 0             | 5               | 21                | 0                | 2                  | 0                    | 2                       | 7          | 6                     | 27         | 16                       | 2                  | 5                      |
| 20 | GVARDIOL Josko    | 6 / 1              | 2      | 3             | 8               | 5                 | 0                | 0                  | 0                    | 2                       | 8          | 9                     | 25         | 4                        | 8                  | 5                      |
| 22 | JURANOVIC Josip   | 1 / 0              | 9      | 0             | 3               | 15                | 0                | 0                  | 0                    | 1                       | 3          | 5                     | 35         | 11                       | 3                  | 4                      |
| 7  | MAJER Lovro       | 1 / 0              | 0      | 0             | 0               | 2                 | 0                | 0                  | 0                    | 0                       | 0          | 0                     | 1          | 1                        | 0                  | 0                      |
| 15 | PASALIC Mario     | 2 / 0              | 0      | 0             | 3               | 17                | 0                | 0                  | 0                    | 0                       | 0          | 1                     | 15         | 11                       | 0                  | 0                      |
| 16 | PETKOVIC Bruno    | 0 / 0              | 0      | 0             | 0               | 13                | 0                | 5                  | 1                    | 6                       | 0          | 1                     | 7          | 2                        | 1                  | 0                      |

# Out of Possession



| #  | Player             | Tackles Made / Won | Blocks | Interceptions | Pressing Direct | Pressing Indirect | Forced Turnovers | Duels Won - Aerial | Duels Won - Physical | Possession Contests won | Clearances | Loose Ball Receptions | Pushing On | Pushing On into Pressing | Possession Regains | Possession Interrupted |
|----|--------------------|--------------------|--------|---------------|-----------------|-------------------|------------------|--------------------|----------------------|-------------------------|------------|-----------------------|------------|--------------------------|--------------------|------------------------|
| 1  | COURTOIS Thibaut   | 0 / 0              | 0      | 0             | 0               | 0                 | 0                | 0                  | 0                    | 0                       | 0          | 3                     | 0          | 0                        | 3                  | 0                      |
| 2  | ALDERWEIRELD Toby  | 3 / 1              | 1      | 0             | 5               | 5                 | 0                | 0                  | 0                    | 0                       | 12         | 6                     | 14         | 2                        | 6                  | 7                      |
| 5  | VERTONGHEN Jan     | 2 / 1              | 3      | 0             | 3               | 8                 | 0                | 2                  | 1                    | 3                       | 8          | 6                     | 12         | 2                        | 6                  | 7                      |
| 6  | WITSEL Axel        | 0 / 0              | 6      | 2             | 9               | 32                | 0                | 1                  | 0                    | 3                       | 6          | 4                     | 39         | 20                       | 4                  | 10                     |
| 7  | DE BRUYNE Kevin    | 0 / 0              | 2      | 0             | 0               | 47                | 0                | 2                  | 0                    | 3                       | 1          | 2                     | 36         | 20                       | 0                  | 1                      |
| 11 | CARRASCO Yannick   | 0 / 0              | 2      | 0             | 0               | 24                | 0                | 0                  | 0                    | 1                       | 0          | 4                     | 29         | 15                       | 0                  | 1                      |
| 14 | MERTENS Dries      | 1 / 0              | 0      | 0             | 2               | 25                | 0                | 0                  | 0                    | 0                       | 0          | 1                     | 31         | 17                       | 0                  | 0                      |
| 15 | MEUNIER Thomas     | 5 / 1              | 3      | 1             | 5               | 31                | 0                | 2                  | 0                    | 2                       | 3          | 7                     | 30         | 14                       | 5                  | 2                      |
| 17 | TROSSARD Leandro   | 0 / 0              | 1      | 0             | 1               | 26                | 0                | 0                  | 0                    | 1                       | 0          | 2                     | 29         | 13                       | 0                  | 0                      |
| 19 | DENDONCKER Leander | 5 / 0              | 1      | 1             | 9               | 46                | 0                | 0                  | 0                    | 0                       | 1          | 1                     | 53         | 21                       | 1                  | 4                      |
| 21 | CASTAGNE Timothy   | 3 / 0              | 3      | 1             | 3               | 20                | 0                | 3                  | 0                    | 4                       | 5          | 4                     | 40         | 19                       | 9                  | 3                      |
| 8  | TIELEMANS Youri    | 0 / 0              | 5      | 1             | 1               | 8                 | 0                | 0                  | 0                    | 0                       | 0          | 3                     | 13         | 7                        | 4                  | 0                      |
| 9  | LUKAKU Romelu      | 0 / 0              | 0      | 0             | 0               | 13                | 0                | 3                  | 0                    | 3                       | 1          | 2                     | 10         | 8                        | 0                  | 1                      |
| 10 | HAZARD Eden        | 0 / 0              | 0      | 0             | 0               | 1                 | 0                | 0                  | 0                    | 0                       | 0          | 0                     | 2          | 1                        | 0                  | 0                      |
| 16 | HAZARD Thorgan     | 2 / 0              | 1      | 0             | 4               | 15                | 0                | 0                  | 0                    | 0                       | 0          | 0                     | 17         | 8                        | 0                  | 2                      |
| 25 | DOKU Jeremy        | 0 / 0              | 0      | 0             | 0               | 3                 | 0                | 0                  | 0                    | 0                       | 0          | 2                     | 3          | 1                        | 0                  | 0                      |





FIFA WORLD CUP  
Qatar 2022



# INDIVIDUAL DATA PHYSICAL



Croatia v Belgium



| FIFA World Cup - Qatar 2022   |                   |                    |                      |                       |                        |                        |                      |                          |                  |                  |
|---|-------------------|--------------------|----------------------|-----------------------|------------------------|------------------------|----------------------|--------------------------|------------------|------------------|
| 01 December 2022 - Ahmad Bin Ali Stadium - 18:00                                    |                   |                    |                      |                       |                        |                        |                      |                          |                  |                  |
| Croatia   |                   |                    |                      |                       |                        |                        |                      |                          |                  |                  |
|  |                   |                    |                      |                       |                        |                        |                      |                          |                  |                  |
| #   | Player            | Total Distance (m) | Zone 1: 0-7 km/h (m) | Zone 2: 7-15 km/h (m) | Zone 3: 15-20 km/h (m) | Zone 4: 20-25 km/h (m) | Zone 5: 25+ km/h (m) | High Speed Runs (Zone 4) | Sprints (Zone 5) | Top Speed (km/h) |
| 1   | LIVAKOVIC Dominik | 3981.1             | 3238.2               | 656.1                 | 60.5                   | 26.3                   | 0                    | 12                       | 3                | 23.6             |
| 4   | PERISIC Ivan      | 11543.6            | 4397.0               | 3931.8                | 1859.7                 | 888.9                  | 465.2                | 166                      | 71               | 33.6             |
| 6   | LOVREN Dejan      | 10106.1            | 3691.8               | 4902.5                | 980.3                  | 447.7                  | 82.9                 | 101                      | 33               | 30.6             |
| 8   | KOVACIC Mateo     | 11709.3            | 3259.9               | 5556.0                | 1823.1                 | 708.4                  | 360.6                | 152                      | 57               | 32.3             |
| 9   | KRAMARIC Andrej   | 8306.5             | 2536.0               | 3737.9                | 1177.9                 | 677.8                  | 176.9                | 112                      | 52               | 31.0             |
| 10  | MODRIC Luka       | 11133.8            | 3827.8               | 4759.7                | 1641.1                 | 683.6                  | 221.6                | 143                      | 51               | 32.5             |
| 11  | BROZOVIC Marcelo  | 13442.3            | 2634.7               | 7522.3                | 2601.1                 | 684.2                  | 0                    | 175                      | 36               | 27.9             |
| 14  | LIVAJA Marko      | 8307.1             | 2417.4               | 4425.2                | 1025.9                 | 378.0                  | 61.5                 | 102                      | 28               | 27.4             |
| 19  | SOSA Borna        | 11022.9            | 3741.2               | 4823.6                | 1470.5                 | 885.1                  | 102.5                | 131                      | 60               | 29.0             |
| 20  | GVARDIOL Josko    | 10921.6            | 3819.3               | 4791.3                | 1643.7                 | 463.1                  | 204.2                | 122                      | 35               | 30.5             |
| 22  | JURANOVIC Josip   | 10327.9            | 4117.7               | 4145.6                | 997.7                  | 709.5                  | 357.3                | 100                      | 60               | 34.5             |
| 7   | MAJER Lovro       | 479.3              | 95.0                 | 163.8                 | 113.5                  | 56.1                   | 50.9                 | 11                       | 4                | 30.5             |
| 15  | PASALIC Mario     | 4014.3             | 1323.5               | 1395.8                | 792.4                  | 350.1                  | 152.5                | 69                       | 28               | 33.0             |
| 16  | PETKOVIC Bruno    | 3384.7             | 1148.8               | 1525.5                | 493.5                  | 202.7                  | 13.9                 | 45                       | 12               | 27.9             |

## Physical Data



| #  | Player             | Total Distance (m) | Zone 1: 0-7 km/h (m) | Zone 2: 7-15 km/h (m) | Zone 3: 15-20 km/h (m) | Zone 4: 20-25 km/h (m) | Zone 5: 25+ km/h (m) | High Speed Runs (Zone 4) | Sprints (Zone 5) | Top Speed (km/h) |
|----|--------------------|--------------------|----------------------|-----------------------|------------------------|------------------------|----------------------|--------------------------|------------------|------------------|
| 1  | COURTOIS Thibaut   | 3869.3             | 3163.1               | 617.5                 | 88.6                   | 0                      | 0                    | 9                        | 0                | 22.1             |
| 2  | ALDERWEIRELD Toby  | 10241.3            | 3885.6               | 4650.6                | 1189.0                 | 496.7                  | 19.5                 | 111                      | 36               | 29.0             |
| 5  | VERTONGHEN Jan     | 9528.5             | 4306.9               | 3659.9                | 1045.3                 | 402.1                  | 114.3                | 84                       | 29               | 28.7             |
| 6  | WITSEL Axel        | 12041.6            | 3093.5               | 5853.4                | 2278.3                 | 744.2                  | 71.0                 | 178                      | 44               | 27.3             |
| 7  | DE BRUYNE Kevin    | 11898.9            | 4174.1               | 4854.7                | 1857.4                 | 727.0                  | 286.8                | 151                      | 53               | 31.9             |
| 11 | CARRASCO Yannick   | 9380.8             | 2608.8               | 4465.3                | 1493.4                 | 603.2                  | 211.1                | 124                      | 45               | 32.2             |
| 14 | MERTENS Dries      | 6231.8             | 1771.7               | 2616.7                | 1106.8                 | 464.3                  | 271.7                | 92                       | 40               | 32.3             |
| 15 | MEUNIER Thomas     | 11524.1            | 3295.9               | 5486.6                | 1615.7                 | 798.6                  | 326.1                | 149                      | 65               | 32.1             |
| 17 | TROSSARD Leandro   | 8217.7             | 2275.5               | 3973.3                | 1088.0                 | 645.1                  | 236.7                | 96                       | 52               | 32.2             |
| 19 | DENDONCKER Leander | 10381.0            | 2088.7               | 5290.2                | 1860.3                 | 907.3                  | 234.6                | 151                      | 60               | 32.4             |
| 21 | CASTAGNE Timothy   | 11877.4            | 3467.0               | 5741.5                | 1679.5                 | 799.4                  | 191.2                | 155                      | 67               | 33.7             |
| 8  | TIELEMANS Youri    | 2906.0             | 717.8                | 1369.6                | 575.7                  | 191.2                  | 51.7                 | 42                       | 15               | 30.3             |
| 9  | LUKAKU Romelu      | 4344.6             | 1934.2               | 1628.4                | 501.8                  | 205.9                  | 74.7                 | 49                       | 16               | 30.4             |
| 10 | HAZARD Eden        | 838.1              | 320.7                | 375.9                 | 119.8                  | 21.7                   | 0                    | 10                       | 3                | 22.4             |
| 16 | HAZARD Thorgan     | 4916.0             | 1120.4               | 2357.7                | 921.8                  | 362.8                  | 153.4                | 69                       | 29               | 30.5             |
| 25 | DOKU Jeremy        | 2489.8             | 977.0                | 936.7                 | 314.7                  | 211.6                  | 49.8                 | 27                       | 18               | 32.1             |



FIFA WORLD CUP  
Qatar 2022

