



FIFA WORLD CUP
Qatar 2022




Tunisia 1 - 0 France

Group D – Match 38

30 November 2022

18:00 Kick Off

Education City Stadium



POST MATCH SUMMARY REPORT

Match Summary - Teams



Tunisia



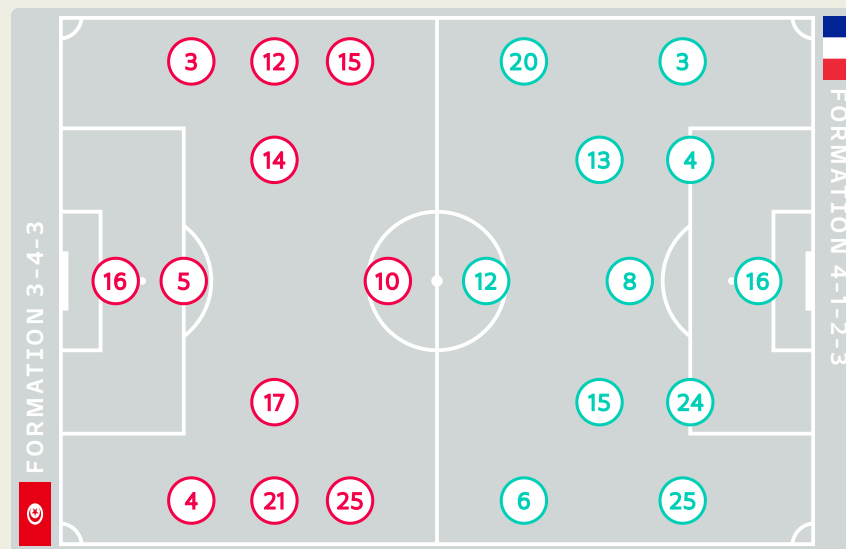
France

STARTING

16	GK	DAHMEN Aymen	
3	DF	TALBI Montassar	
4	DF	MERIAH Yassine	
5	MF	GHANDRI Nader	
10	FW	KHAZRI Wahbi (C)	58' ↓ 60'
12	DF	MAALOUL Ali	
14	MF	LAIDOUNI Aissa	
15	MF	BEN ROMDHANE Mohamed Ali	74' ↓
17	MF	SKHIRI Ellyes	
21	DF	KECHRIDA Wajdi	28' 🟡
25	FW	SLIMANE Anis	83' ↓

SUBSTITUTES

1	GK	MATHLOUTHI Aymen	
22	GK	BEN SAID Bechir	
26	GK	HASSEN Mouez	
2	DF	IFA Bilel	
6	DF	BRONN Dylan	
7	FW	MSAKNI Youssef	
8	MF	MEJBRI Hannibal	
9	FW	JEBALI Issam	60' ↑
11	FW	KHENISSI Taha Yassine	
13	MF	SASSI Ferjani	
18	MF	CHAALELI Ghaylen	74' ↑
19	FW	JAZIRI Seifeddine	
20	DF	DRAGER Mohamed	
23	FW	SLITI Naim	
24	DF	ABDI Ali	83' ↑



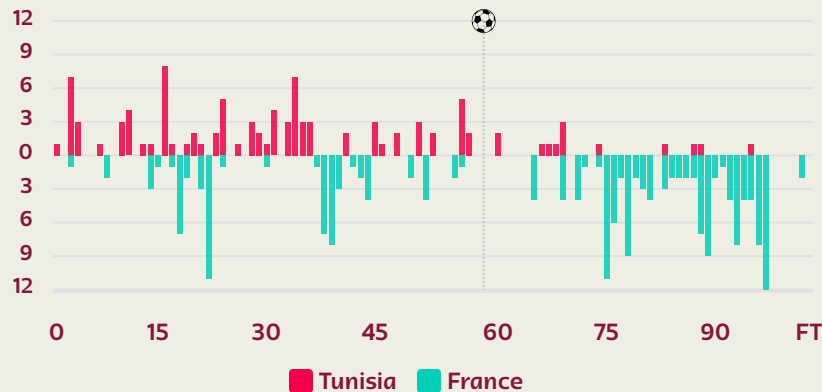
STARTING

MANDANDA Steve	GK	16	
DISASI Axel	DF	3	
63' ↓ (C) VARANE Raphael	DF	4	
79' ↓ GUENDOUZI Matteo	MF	6	
TCHOUAMENI Aurelien	MF	8	
KOLO MUANI Randal	FW	12	
73' ↓ FOFANA Youssef	DF	13	
63' ↓ VERETOUT Jordan	MF	15	
63' ↓ COMAN Kingsley	FW	20	
KONATE Ibrahima	DF	24	
CAMAVINGA Eduardo	MF	25	

SUBSTITUTES

LLORIS Hugo	GK	1	
AREOLA Alphonse	GK	23	
PAVARD Benjamin	DF	2	
KOUNDE Jules	DF	5	
73' ↑ GRIEZMANN Antoine	FW	7	
GIROUD Olivier	FW	9	
63' ↑ MBAPPE Kylian	FW	10	
79' ↑ DEMBELE Ousmane	FW	11	
63' ↑ RABIOT Adrien	MF	14	
63' ↑ SALIBA William	DF	17	
UPAMECANO Dayot	DF	18	
BENZEMA Karim	FW	19	
HERNANDEZ Lucas	DF	21	
HERNANDEZ Theo	DF	22	
THURAM Marcus	FW	26	

Distribution in the Final Third



Match Summary - Key Statistics



Tunisia



France

Possession

Total	31%	12.6%	56.4%	Total
1	Goals			0
5 (3)	Attempts at Goal (On Target)			9 (3)
328 (266)	Total Passes (Complete)			636 (566)
81 %	Pass Completion %			89 %
83	Completed Line Breaks			93
7	Defensive Line Breaks			4
95	Receptions in the Final Third			101
27	Crosses			20
14	Ball Progressions			32
400 (72)	Defensive Pressures Applied (Direct Pressures)			202 (66)
68	Forced Turnovers			80
74	Second Balls			65
111.8 km	Total Distance Covered			107.8 km
13.9 km	High Speed (Zone 4) Distance Covered			13.2 km



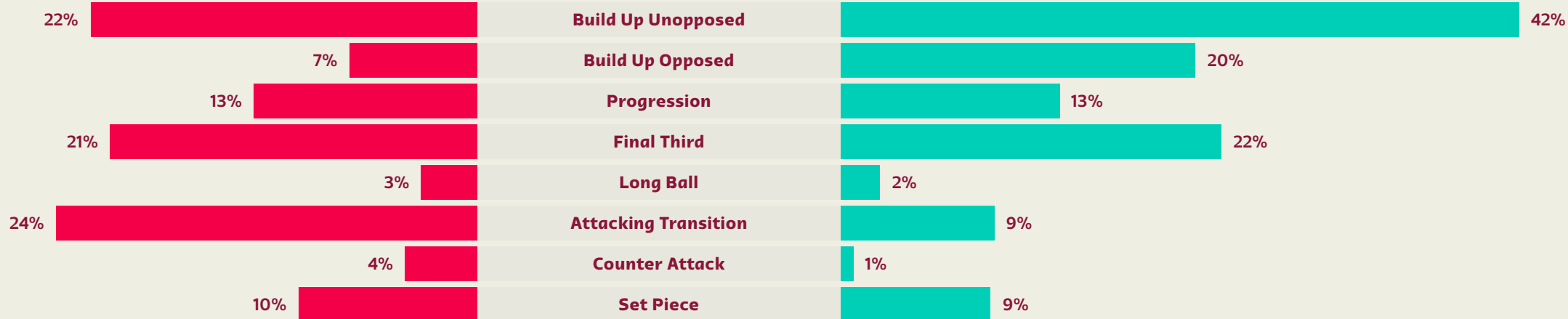
Tunisia

Phases of Play

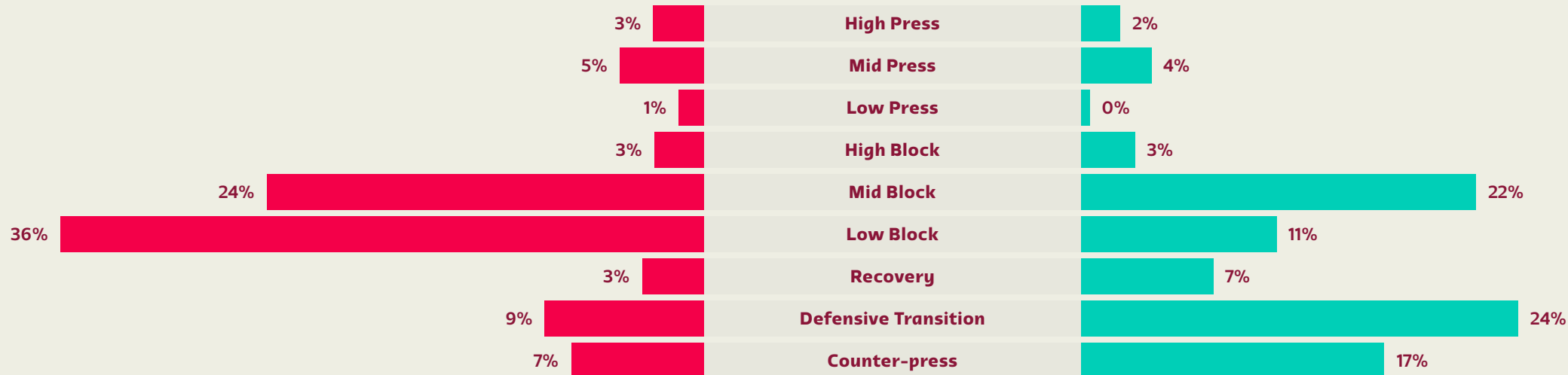
France



IN POSSESSION



OUT OF POSSESSION





FIFA WORLD CUP
Qatar 2022



IN POSSESSION

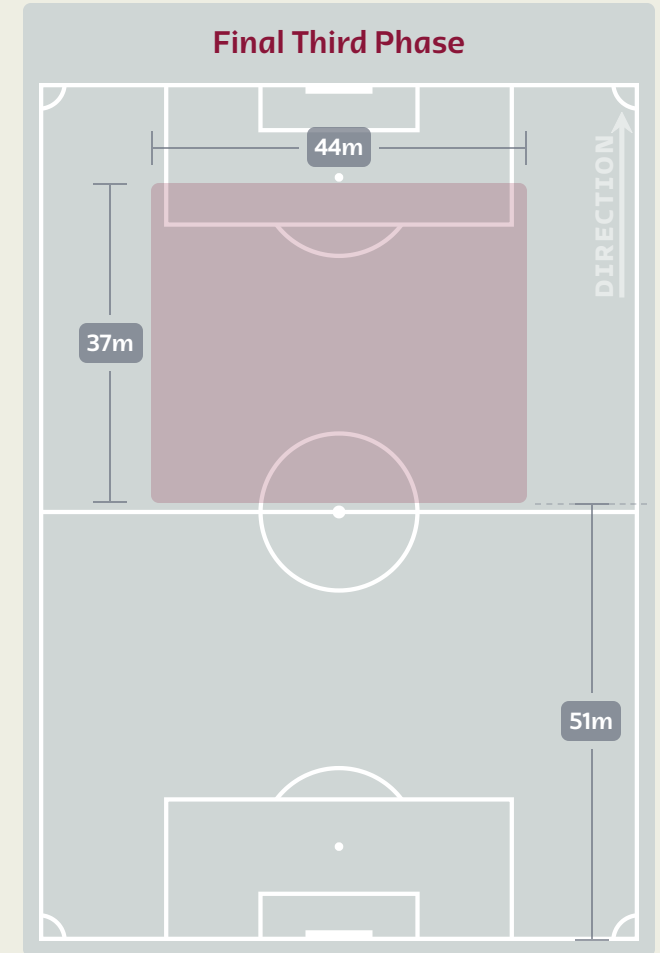
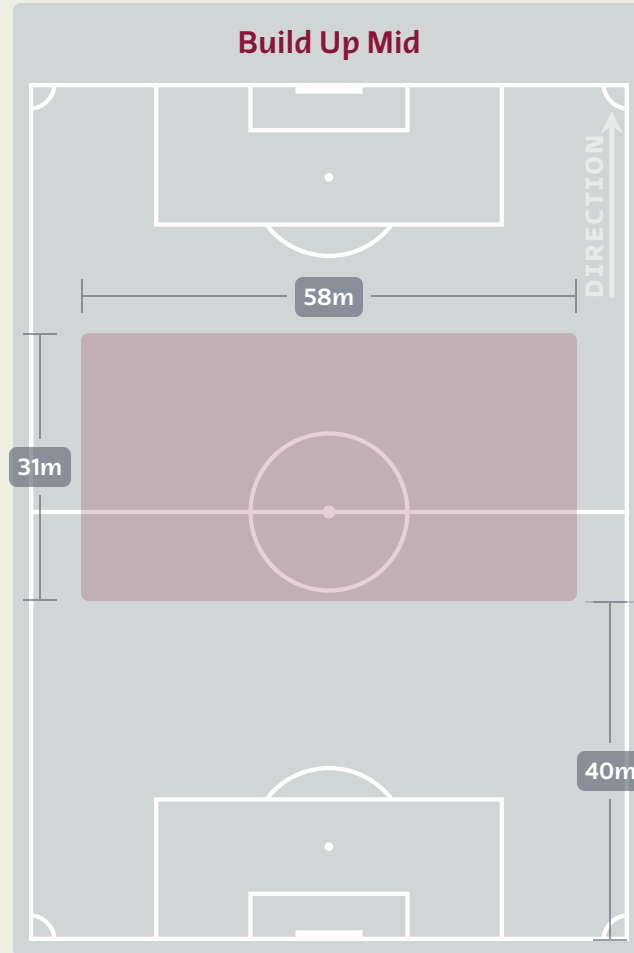
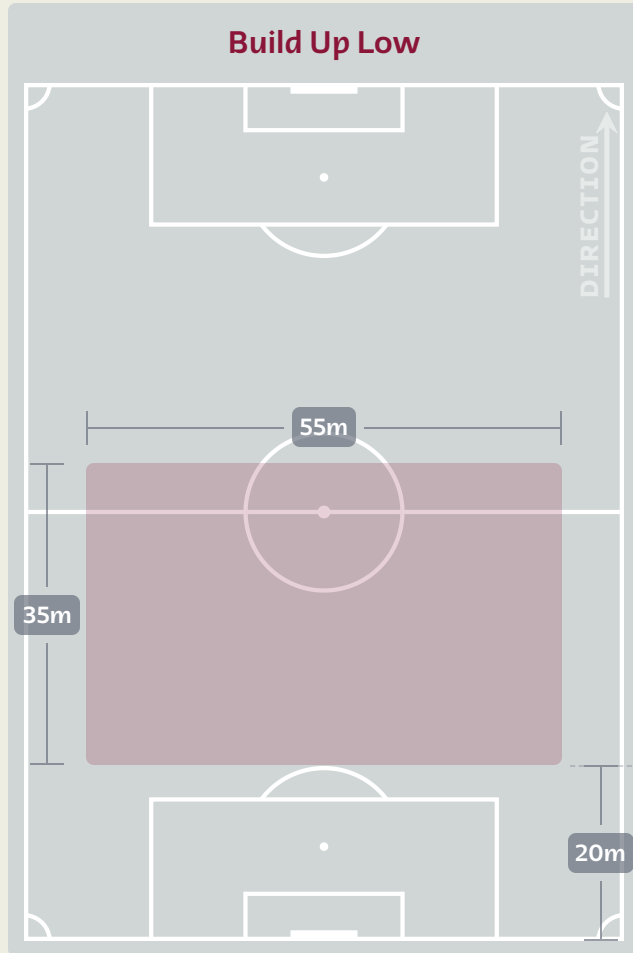


Tunisia v France

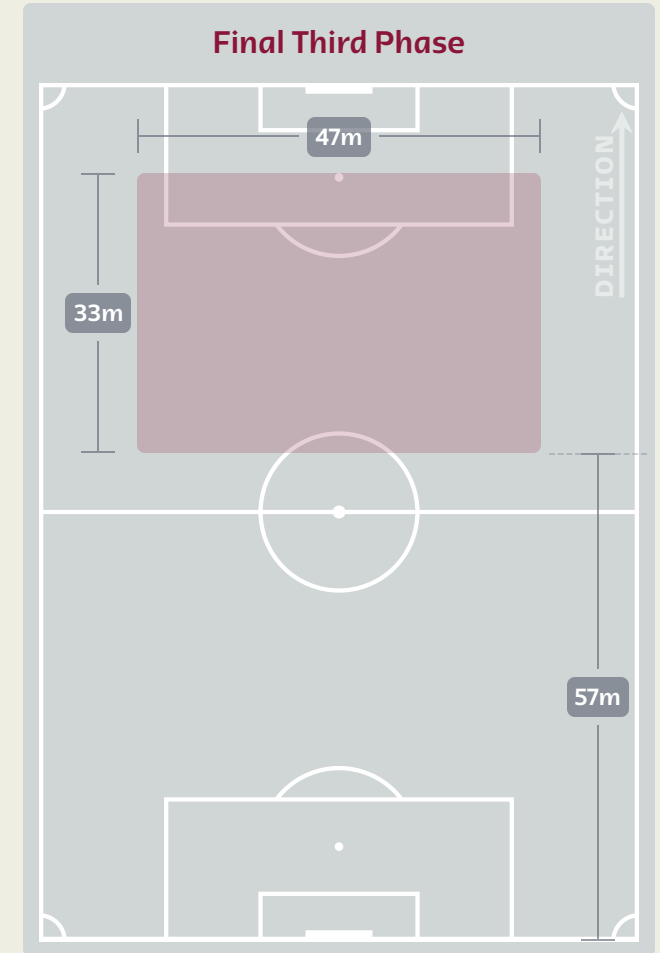
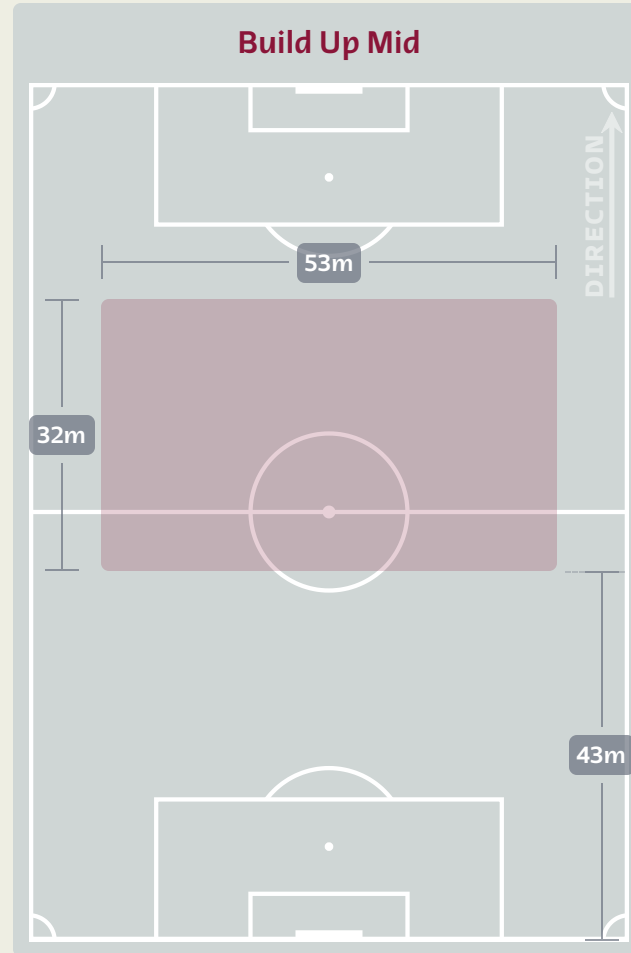
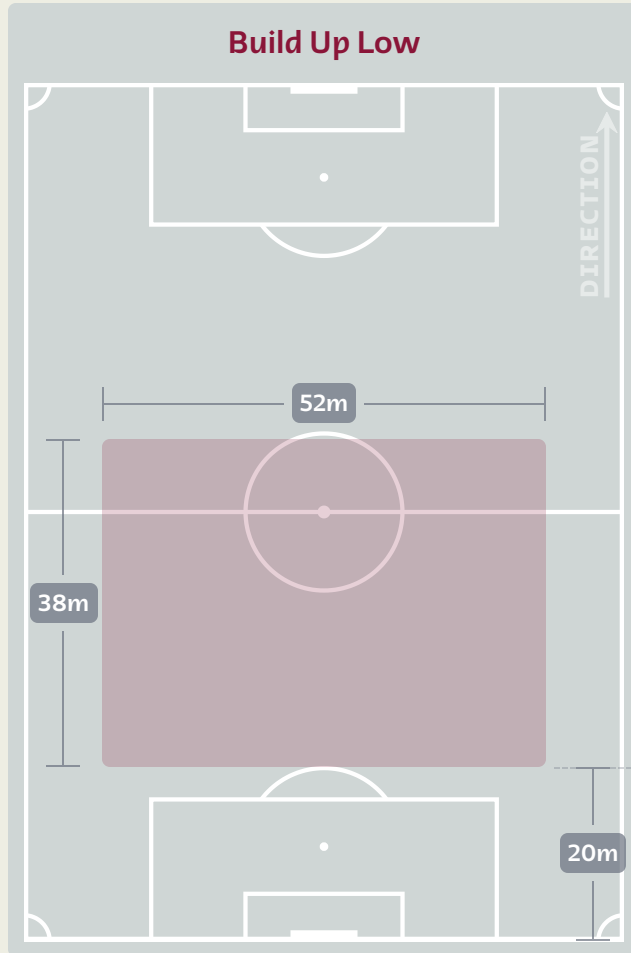


In Possession Line Height & Team Length

Tunisia



In Possession Line Height & Team Length



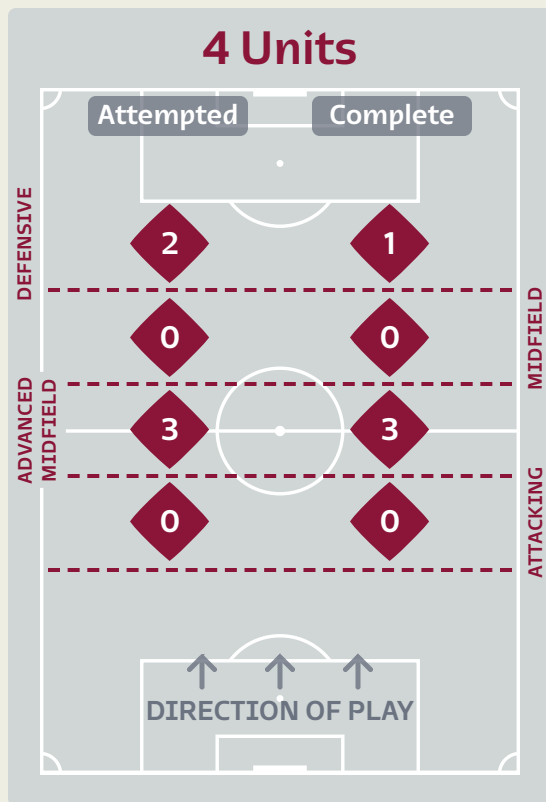
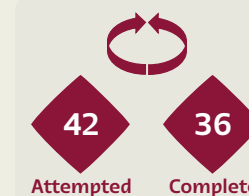
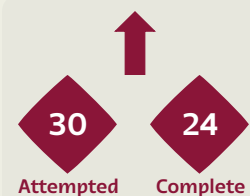
Line Breaks



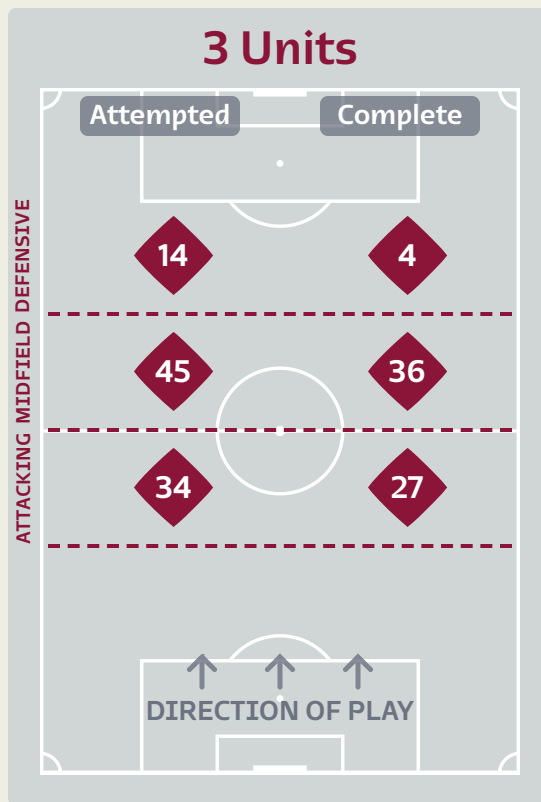
Tunisia

Attempted Line Breaks

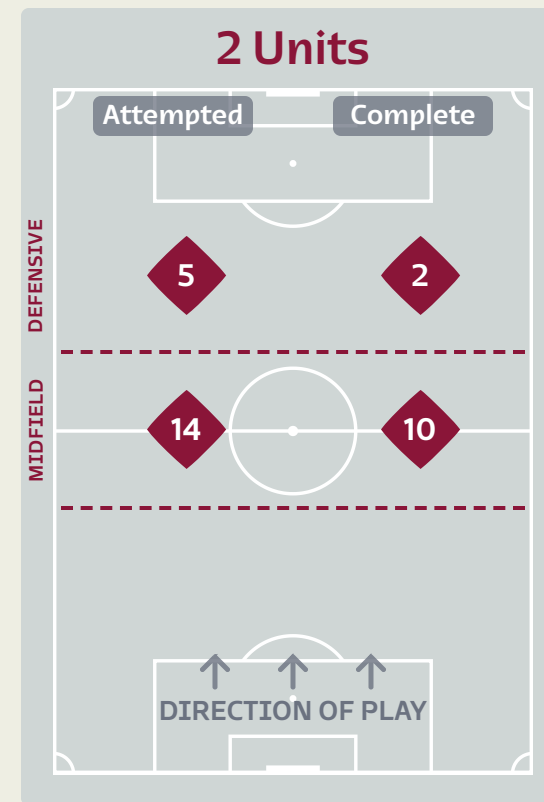
117



Attempted Line Breaks	5
Inside Shape	3
Outside Shape	2



Attempted Line Breaks	93
Inside Shape	54
Outside Shape	39

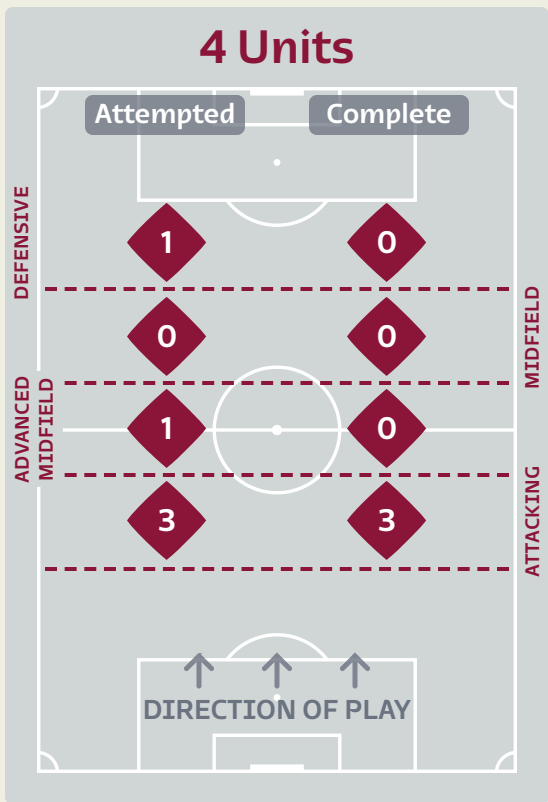
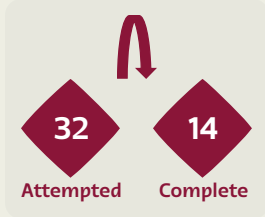
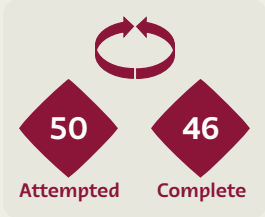


Attempted Line Breaks	19
Inside Shape	12
Outside Shape	7

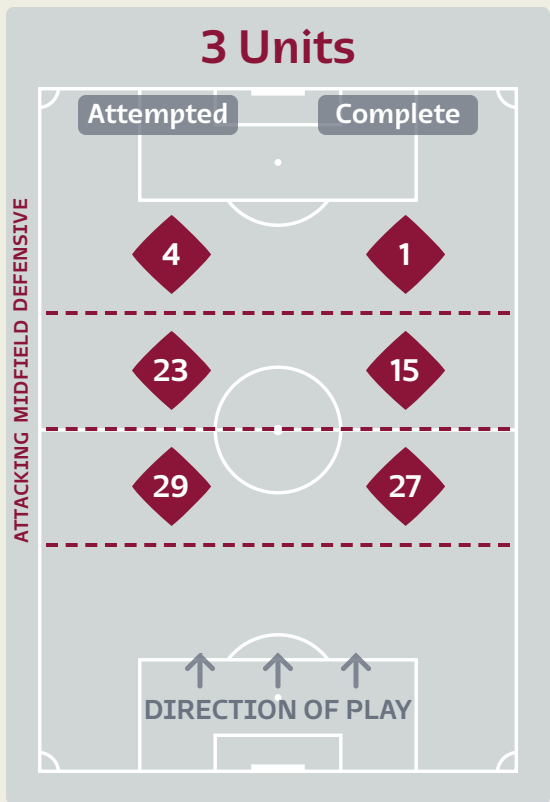
Line Breaks



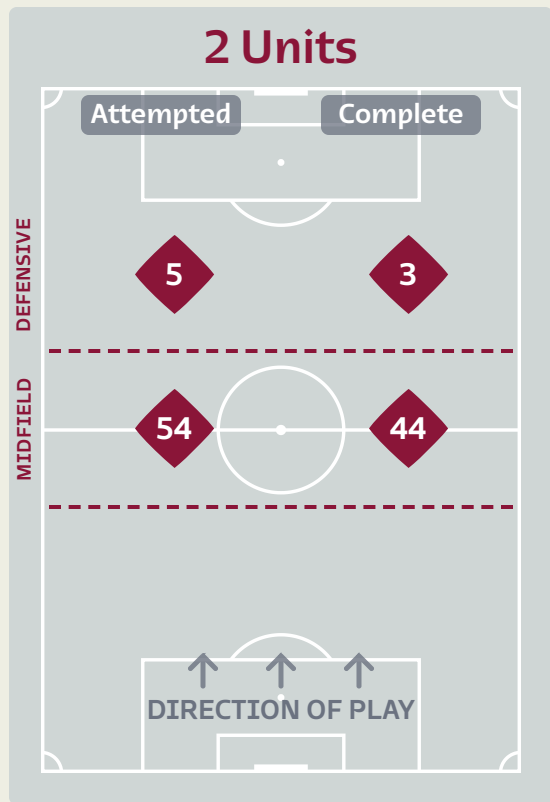
Attempted Line Breaks
120



Attempted Line Breaks **5**
 Inside Shape **3**
 Outside Shape **2**



Attempted Line Breaks **56**
 Inside Shape **33**
 Outside Shape **23**



Attempted Line Breaks **59**
 Inside Shape **33**
 Outside Shape **26**

Line Breaks



					4 Units				3 Units			2 Units		Direction			Distribution Type		
#	Player	Line Breaks Attempted	Line Breaks Completed	Line Break Completion %	Attacking Line	Attacking Midfield Line	Midfield Line	Defensive Line	Attacking Line	Midfield Line	Defensive Line	Midfield Line	Defensive Line	Through	Around	Over	Pass	Cross	Ball Progression
16	MANDANDA Steve	12	3	25%	1	0	0	0	3	5	1	2	0	1	0	11	12	0	0
3	DISASI Axel	12	10	83%	0	1	0	0	2	5	0	3	1	0	7	5	12	0	0
4	VARANE Raphael	11	10	90%	1	0	0	0	5	1	1	3	0	5	4	2	11	0	0
6	GUENDOUZI Matteo	5	5	100%	0	0	0	0	1	1	0	3	0	1	4	0	5	0	0
8	TCHOUAMENI Aurelien	11	8	72%	0	0	0	0	2	1	0	8	0	7	2	2	8	2	1
12	KOLO MUANI Randal	4	1	25%	0	0	0	0	0	1	2	1	0	2	2	0	1	0	3
13	FOFANA Youssouf	4	4	100%	0	0	0	0	1	2	0	1	0	2	2	0	3	0	1
15	VERETOUT Jordan	4	4	100%	0	0	0	0	2	1	0	1	0	3	1	0	4	0	0
20	COMAN Kingsley	3	3	100%	0	0	0	0	1	1	0	1	0	2	1	0	1	0	2
24	KONATE Ibrahima	8	8	100%	1	0	0	0	3	0	0	4	0	3	3	2	8	0	0
25	CAMAVINGA Eduardo	17	13	76%	0	0	0	1	6	3	0	7	0	4	9	4	15	1	1
7	GRIEZMANN Antoine	10	10	100%	0	0	0	0	1	1	0	7	1	4	5	1	9	0	1
10	MBAPPE Kylian	5	3	60%	0	0	0	0	0	0	0	3	2	1	2	2	3	0	2
11	DEMBELE Ousmane	5	2	40%	0	0	0	0	0	0	0	4	1	0	2	3	3	2	0
14	RABIOT Adrien	5	5	100%	0	0	0	0	0	1	0	4	0	1	4	0	4	0	1
17	SALIBA William	4	4	100%	0	0	0	0	2	0	0	2	0	2	2	0	4	0	0

Passing Networks

Tunisia



#	Passes From ↓ to →	DAHMEN Aymen	TALBI Montassar	MERIAH Yassine	GHANDRI Nader	KHAZRI Wahbi	MAALOUL Ali	LAIDOUNI Aissa	BEN ROMDHANE Mohamed Ali	SKHIRI Ellyes	KECHRIDA Wajdi	SLIMANE Anis	JEBALI Issam	CHAALELI Ghaylen	ABDI Ali
16	DAHMEN Aymen	0	1	3	1	0	1	0	0	1	0	0	1	0	0
3	TALBI Montassar	0	0	1	7	0	5	5	1	1	0	2	1	0	0
4	MERIAH Yassine	2	4	0	3	0	0	5	1	6	8	0	0	2	0
5	GHANDRI Nader	3	5	6	0	1	3	1	1	1	2	2	0	0	0
10	KHAZRI Wahbi	0	0	1	1	0	0	1	0	2	2	2	0	0	0
12	MAALOUL Ali	0	3	1	0	1	0	3	5	6	1	3	1	0	0
14	LAIDOUNI Aissa	0	1	3	3	1	10	0	1	2	5	5	0	1	0
15	BEN ROMDHANE Mohamed Ali	0	2	0	1	2	1	1	0	3	2	2	0	0	0
17	SKHIRI Ellyes	0	2	6	1	2	6	4	1	0	4	2	1	0	0
21	KECHRIDA Wajdi	1	1	5	2	0	0	3	1	1	0	0	0	1	0
25	SLIMANE Anis	0	0	2	2	0	3	1	1	0	3	0	1	0	0
9	JEBALI Issam	0	0	0	0	0	1	1	1	0	0	0	0	0	0
18	CHAALELI Ghaylen	0	0	0	0	0	1	0	0	0	2	0	0	0	0
24	ABDI Ali	0	0	0	0	0	0	0	0	0	0	0	0	0	0

Top 5 Player to Player Passers

Player	Passed To	% of Total Team Passes
LAIDOUNI Aissa	MAALOUL Ali	4.2%
MERIAH Yassine	KECHRIDA Wajdi	3.3%
TALBI Montassar	GHANDRI Nader	2.9%
MERIAH Yassine	SKHIRI Ellyes	2.5%
GHANDRI Nader	MERIAH Yassine	2.5%

Passing Networks



#	Passes From ↓ to →	MANDANDA Steve	DISASI Axel	VARANE Raphael	GUENDOUZI Matteo	TCHOUAMENI Aurelien	KOLO MUANI Randal	FOFANA Youssouf	VERETOUT Jordan	COMAN Kingsley	KONATE Ibrahima	CAMAVINGA Eduardo	GRIEZMANN Antoine	MBAPPE Kylian	DEMBELE Ousmane	RABIOT Adrien	SALIBA William
16	MANDANDA Steve	0	0	5	0	2	0	1	1	1	5	0	0	0	0	1	2
3	DISASI Axel	1	0	3	2	8	1	5	1	4	4	1	1	1	0	1	2
4	VARANE Raphael	1	8	0	0	8	1	5	1	4	6	3	0	0	0	0	0
6	GUENDOUZI Matteo	0	2	0	0	8	3	1	3	1	1	3	2	0	0	0	2
8	TCHOUAMENI Aurelien	1	12	6	3	0	2	8	11	3	10	13	3	5	3	2	8
12	KOLO MUANI Randal	0	0	0	2	1	0	1	1	0	0	2	0	1	2	0	0
13	FOFANA Youssouf	1	2	4	1	4	0	0	0	4	6	2	0	1	0	0	1
15	VERETOUT Jordan	1	3	4	4	5	1	1	0	1	4	7	0	0	0	0	0
20	COMAN Kingsley	0	3	1	1	6	0	2	2	0	0	0	0	0	0	0	0
24	KONATE Ibrahima	4	1	10	2	10	3	5	0	0	0	14	1	3	1	7	6
25	CAMAVINGA Eduardo	1	1	4	3	14	2	2	4	0	9	0	3	8	0	3	2
7	GRIEZMANN Antoine	0	4	0	1	2	3	0	0	0	1	4	0	6	1	1	2
10	MBAPPE Kylian	0	0	0	0	0	0	0	0	0	3	7	4	0	1	0	0
11	DEMBELE Ousmane	0	2	0	0	2	0	0	0	0	0	2	1	1	0	1	1
14	RABIOT Adrien	0	1	0	0	1	1	0	0	0	2	2	1	1	1	0	3
17	SALIBA William	0	5	0	5	9	0	1	0	0	6	1	6	1	5	0	0

Top 5 Player to Player Passers		
Player	Passed To	% of Total Team Passes

KONATE Ibrahima	CAMAVINGA Eduardo	2.6%
-----------------	-------------------	------

CAMAVINGA Eduardo	TCHOUAMENI Aurelien	2.6%
-------------------	---------------------	------


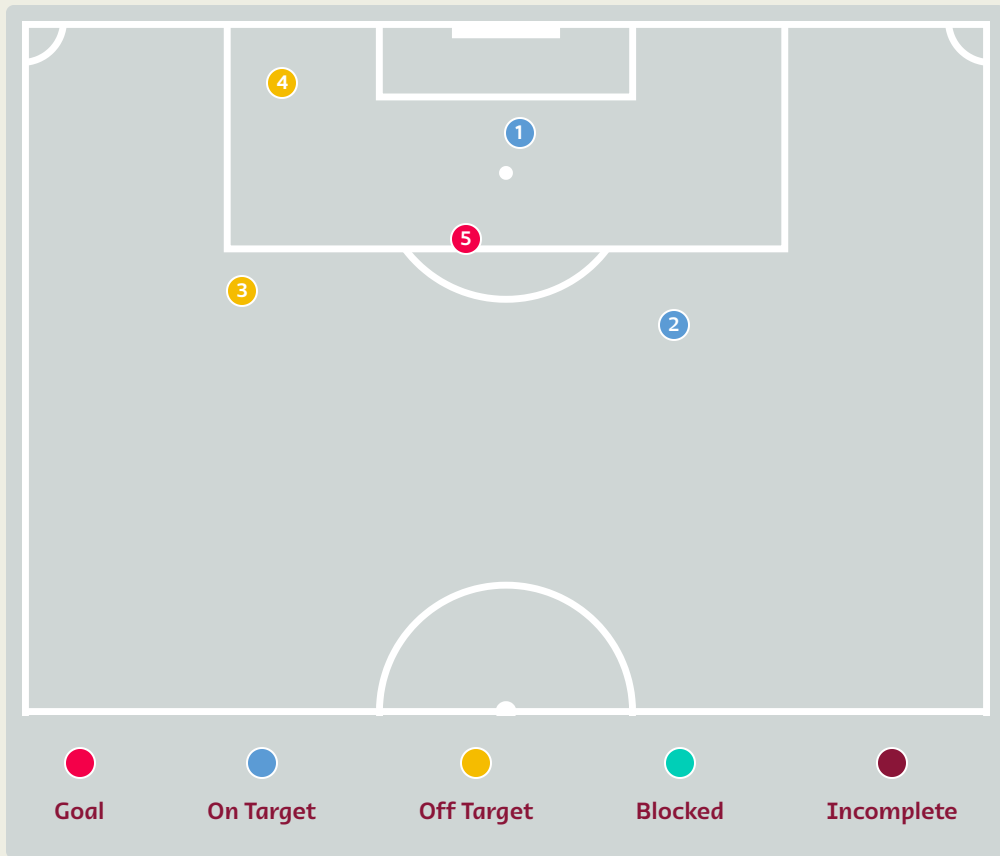
TCHOUAMENI Aurelien	CAMAVINGA Eduardo	2.4%
---------------------	-------------------	------

TCHOUAMENI Aurelien	DISASI Axel	2.2%
---------------------	-------------	------

TCHOUAMENI Aurelien	VERETOUT Jordan	2%
---------------------	-----------------	----

Attempts at Goal

Tunisia



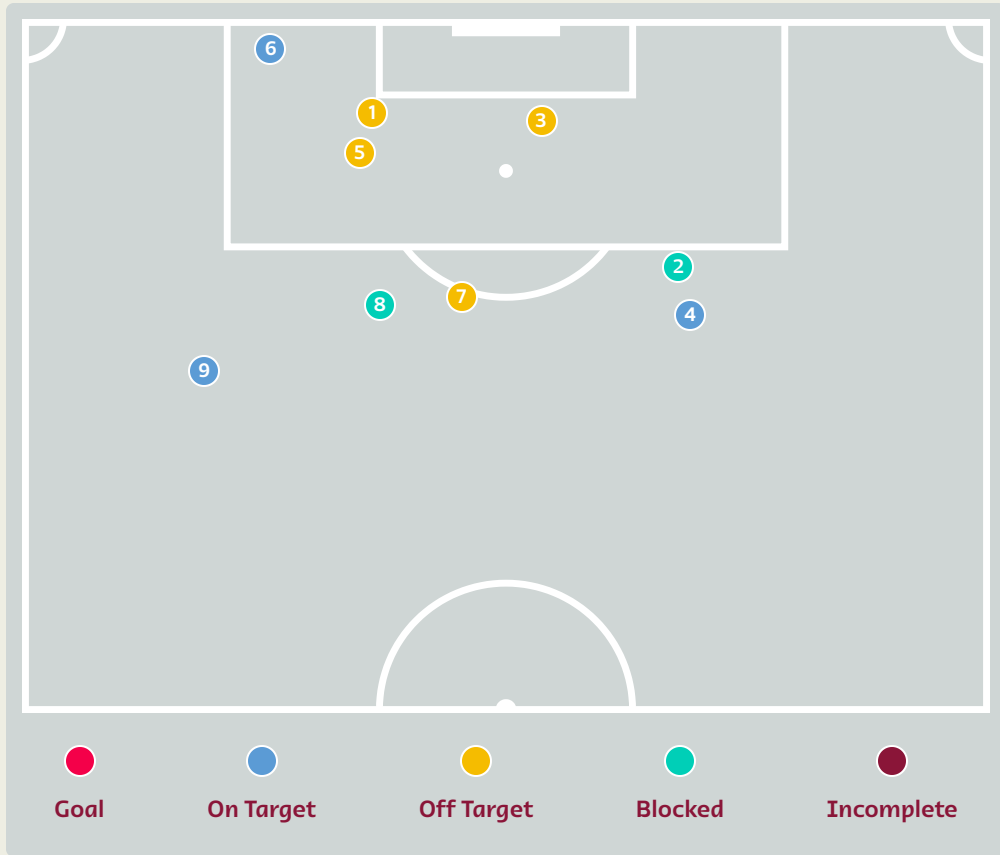
Key	Outcome	Shots
●	Goals	1
●	On Target	2
●	Off Target	2
●	Blocked	0
●	Incomplete	0

Attempts at Goal

Tunisia

Time	Player	Outcome	Body Part	Delivery Type
29	25 SLIMANE Anis	Deflected On Target - Defensive Event	Head	Cross
34	10 KHAZRI Wahbi	On Target - Saved	Left Foot	Loose Ball
47	10 KHAZRI Wahbi	Off Target	Right Foot	Pass
51	14 LAIDOUNI Aissa	Off Target	Right Foot	Pass
57	10 KHAZRI Wahbi	On Target - Goal	Left Foot	Pass

Attempts at Goal



Key	Outcome	Shots
●	Goals	0
●	On Target	3
●	Off Target	4
●	Blocked	2
●	Incomplete	0

Attempts at Goal

France

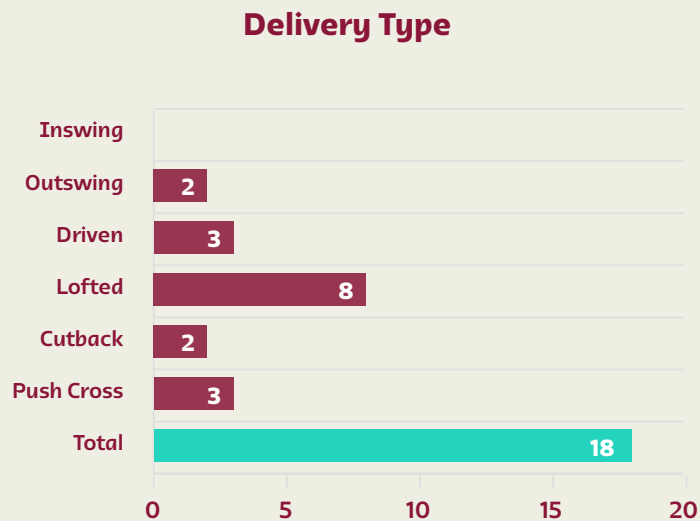
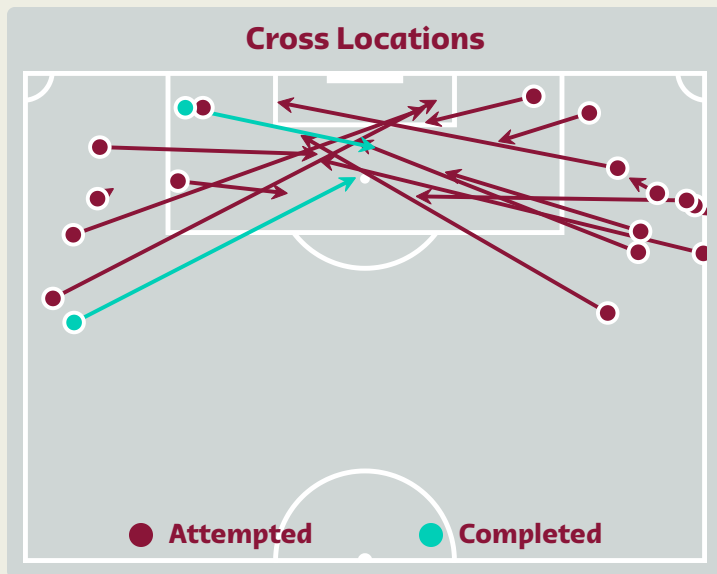


Time	Player	Outcome	Body Part	Delivery Type
24	20 COMAN Kingsley	Off Target	Left Foot	Pass
46	13 FOFANA Youssouf	Incomplete - Blocked	Right Foot	Ball Progression
79	3 DISASI Axel	Deflected Off Target - Defensive Event	Head	Corner
81	11 DEMBELE Ousmane	On Target - Saved	Right Foot	Pass
84	14 RABIOT Adrien	Off Target	Left Foot	Cross
88	10 MBAPPE Kylian	On Target - Saved	Right Foot	Ball Progression
89	12 KOLO MUANI Randal	Deflected Off Target - Defensive Event	Right Foot	Pass
92	10 MBAPPE Kylian	Incomplete - Blocked	Right Foot	Freekick
92	10 MBAPPE Kylian	On Target - Saved	Right Foot	Other

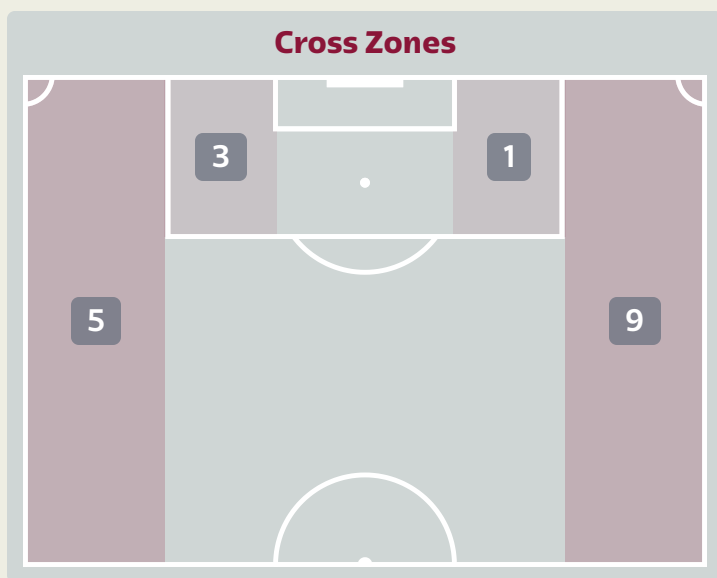
Tunisia



Crosses (Open Play)



#	Player	Inswing	Outswing	Driven	Lofted	Cutback	Push Cross	Total Attempted
16	DAHMEN Aymen	0	0	0	0	0	0	0
3	TALBI Montassar	0	0	0	0	0	0	0
4	MERIAH Yassine	0	0	0	1	0	0	1
5	GHANDRI Nader	0	0	0	0	0	0	0
10	KHAZRI Wahbi	0	0	0	0	0	0	0
12	MAALOUL Ali	0	0	2	4	0	0	6
14	LAIDOUNI Aissa	0	0	0	1	0	0	1
15	BEN ROMDHANE Mohamed Ali	0	1	1	0	0	1	3
17	SKHIRI Ellyes	0	0	0	0	0	0	0
21	KECHRIDA Wajdi	0	0	0	2	0	2	4
25	SLIMANE Anis	0	1	0	0	2	0	3
9	JEBALI Issam	0	0	0	0	0	0	0
18	CHAALELI Ghaylen	0	0	0	0	0	0	0
24	ABDI Ali	0	0	0	0	0	0	0



Attempted

18

Completed

2

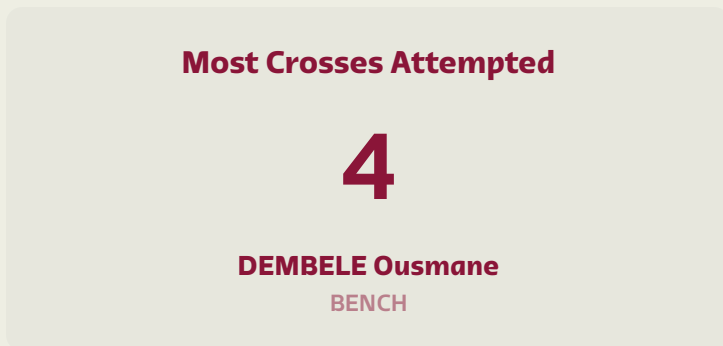
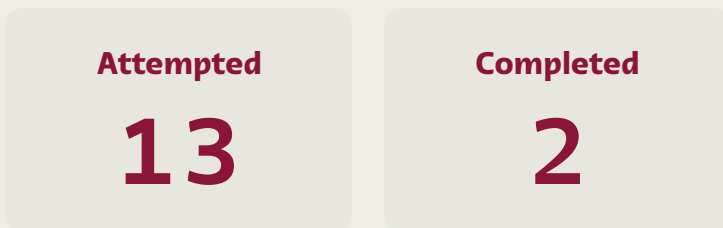
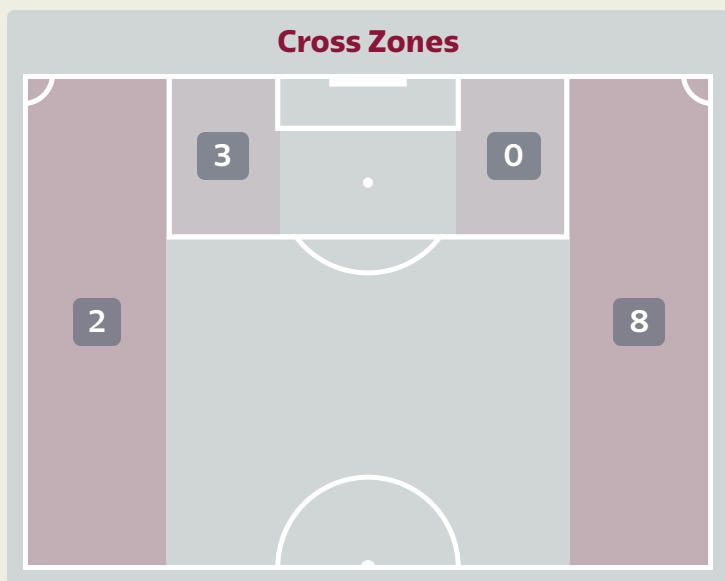
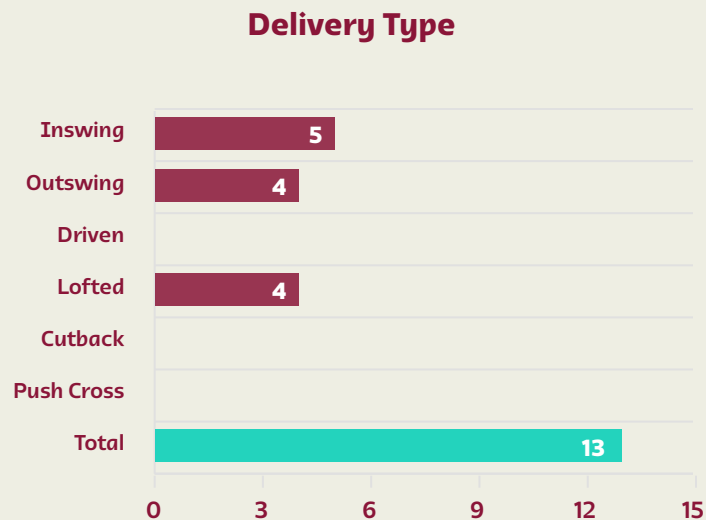
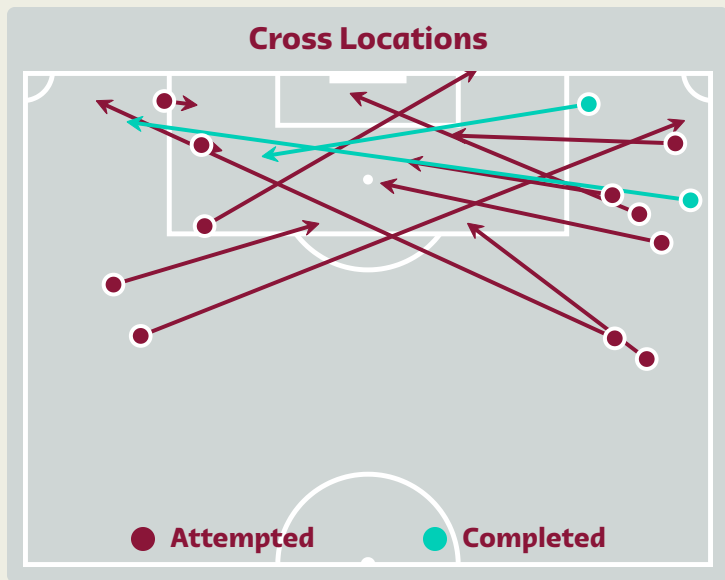
Most Crosses Attempted

6

MAALOUL Ali
LEFT MIDFIELD



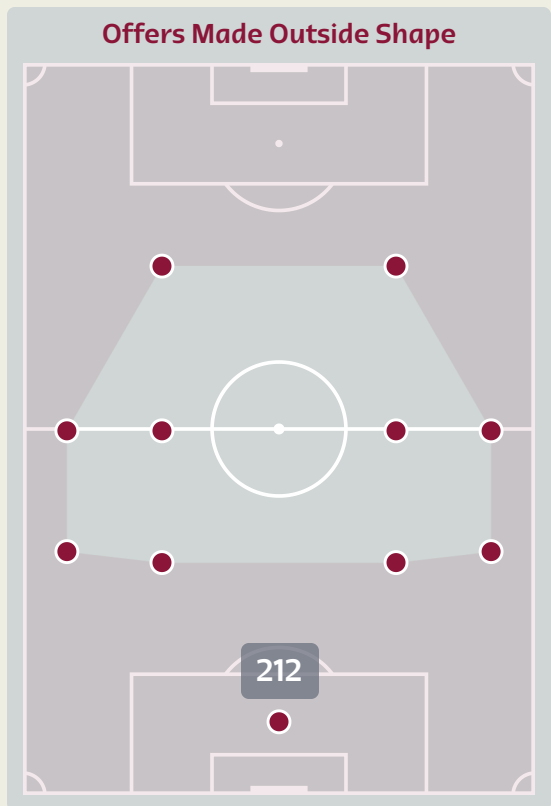
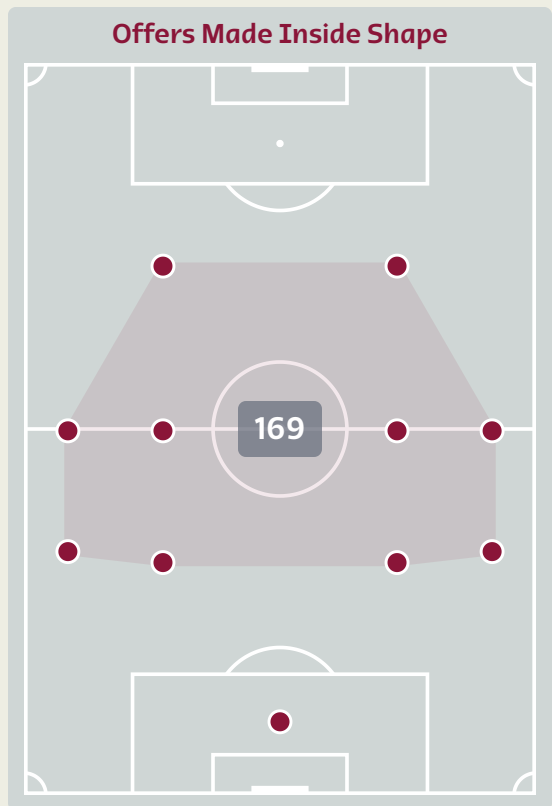
Crosses (Open Play)



#	Player	Inswing	Outswing	Driven	Lofted	Cutback	Push Cross	Total Attempted
16	MANDANDA Steve	0	0	0	0	0	0	0
3	DISASI Axel	0	2	0	0	0	0	2
4	VARANE Raphael	0	0	0	0	0	0	0
6	GUENDOUZI Matteo	0	0	0	0	0	0	0
8	TCHOUAMENI Aurelien	1	1	0	0	0	0	2
12	KOLO MUANI Randal	0	0	0	0	0	0	0
13	FOFANA Youssouf	0	0	0	0	0	0	0
15	VERETOUT Jordan	0	0	0	0	0	0	0
20	COMAN Kingsley	1	0	0	0	0	0	1
24	KONATE Ibrahima	0	0	0	0	0	0	0
25	CAMAVINGA Eduardo	0	1	0	0	0	0	1
7	GRIEZMANN Antoine	0	0	0	0	0	0	0
10	MBAPPE Kylian	0	0	0	3	0	0	3
11	DEMBELE Ousmane	3	0	0	1	0	0	4
14	RABIOT Adrien	0	0	0	0	0	0	0
17	SALIBA William	0	0	0	0	0	0	0

Offering to Receive

Tunisia



#	Player	Offers Made	Offers Received	% Made & Received
16	DAHMEN Aymen	14	1	7.1%
3	TALBI Montassar	12	6	50%
4	MERIAH Yassine	25	13	52%
5	GHANDRI Nader	12	8	66.7%
10	KHAZRI Wahbi	21	2	9.5%
12	MAALOUL Ali	31	20	64.5%
14	LAIDOUNI Aissa	34	15	44.1%
15	BEN ROMDHANE Mohamed Ali	38	10	26.3%
17	SKHIRI Ellyes	62	23	37.1%
21	KECHRIDA Wajdi	33	15	45.5%
25	SLIMANE Anis	80	22	27.5%
9	JEBALI Issam	14	3	21.4%
18	CHAALELI Ghaylen	2	1	50%
24	ABDI Ali	3	0	0%



Offering to Receive

630
Total Offers Made

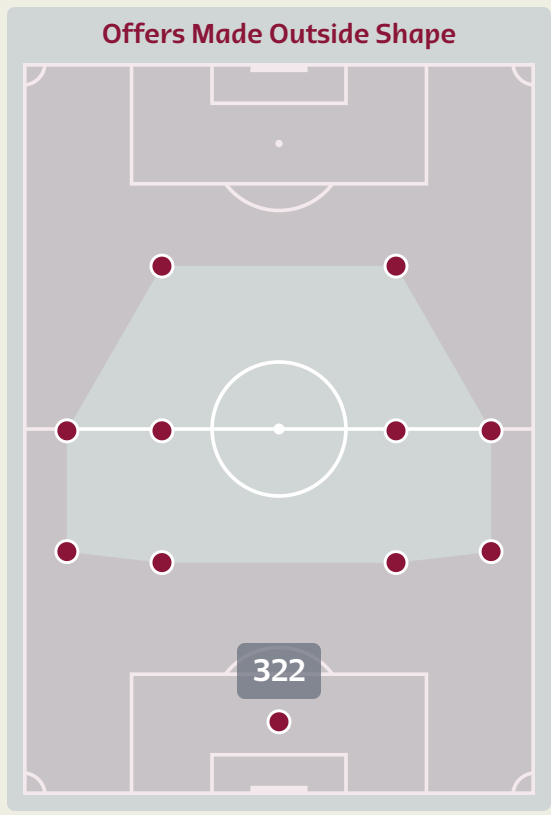
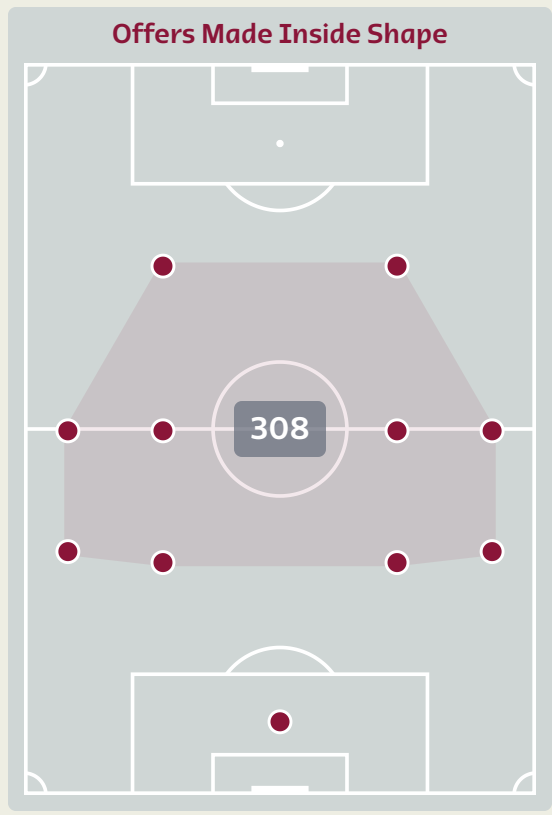
268
Total Offers Received

Most Offers
96
TCHOUAMENI Aurelien
DEFENSIVE MIDFIELD CENTRE

240
Offers Made in Final Third

317
Offers Made in Middle Third

73
Offers Made in Defensive Third



#	Player	Offers Made	Offers Received	% Made & Received
16	MANDANDA Steve	9	4	44.4%
3	DISASI Axel	22	7	31.8%
4	VARANE Raphael	16	10	62.5%
6	GUENDOUZI Matteo	25	8	32%
8	TCHOUAMENI Aurelien	96	47	49%
12	KOLO MUANI Randal	41	14	34.1%
13	FOFANA Youssouf	54	21	38.9%
15	VERETOUT Jordan	45	14	31.1%
20	COMAN Kingsley	49	19	38.8%
24	KONATE Ibrahima	27	14	51.9%
25	CAMAVINGA Eduardo	71	34	47.9%
7	GRIEZMANN Antoine	43	13	30.2%
10	MBAPPE Kylian	42	26	61.9%
11	DEMBELE Ousmane	16	7	43.8%
14	RABIOT Adrien	56	16	28.6%
17	SALIBA William	18	14	77.8%

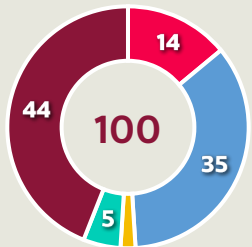
Tunisia



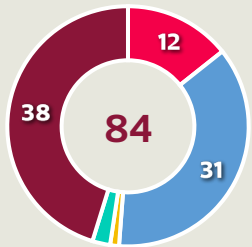
Movement to Receive

Movement Types by Phase

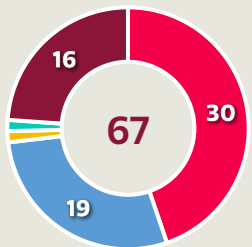
Final Third Phase



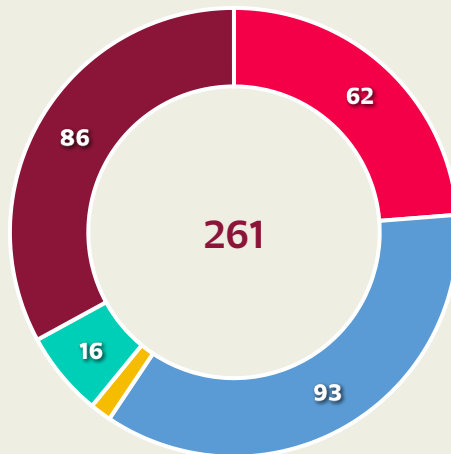
Progression Phase



Build Up Phase



All Movement Types

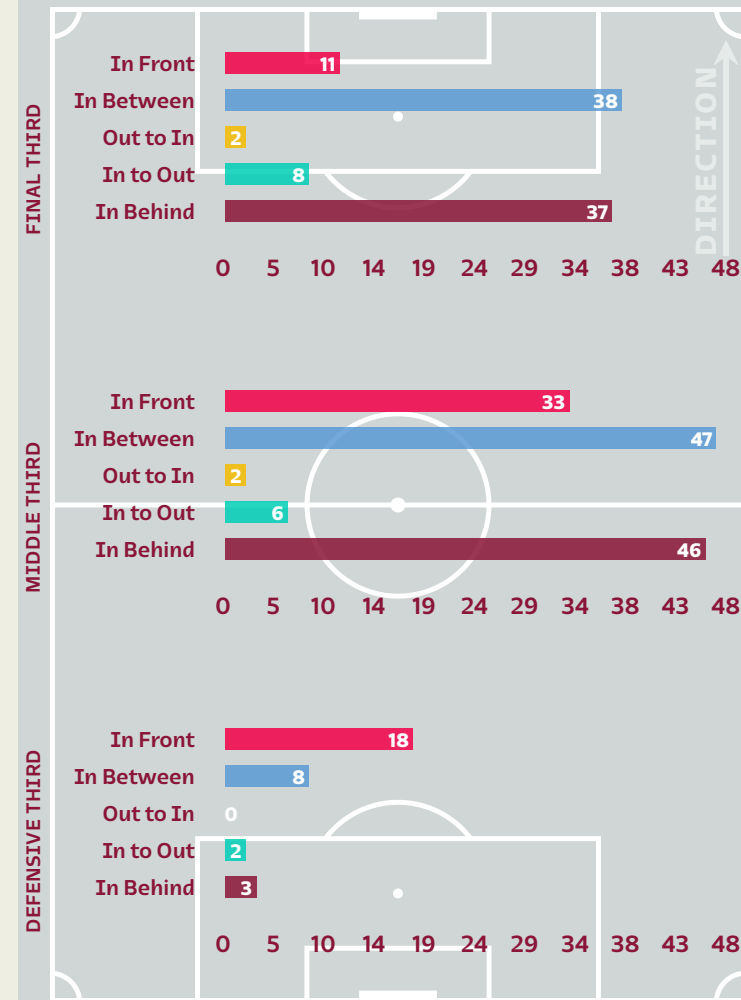


- In Front
- In Between
- Out to In
- In to Out
- In Behind

Top Ranked Players

Type	Player	Movements
In Front	17 SKHIRI Ellyes	19
In Between	25 SLIMANE Anis	33
Out to In	15 BEN ROMDHANE Mohamed Ali	2
In to Out	15 BEN ROMDHANE Mohamed Ali	5
In Behind	25 SLIMANE Anis	27

Movement Types Pitch Third

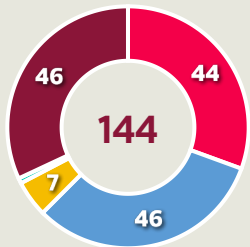




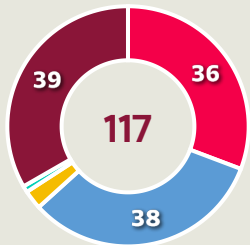
Movement to Receive

Movement Types by Phase

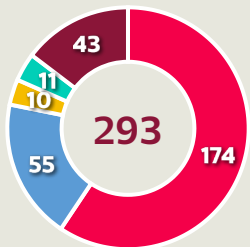
Final Third Phase



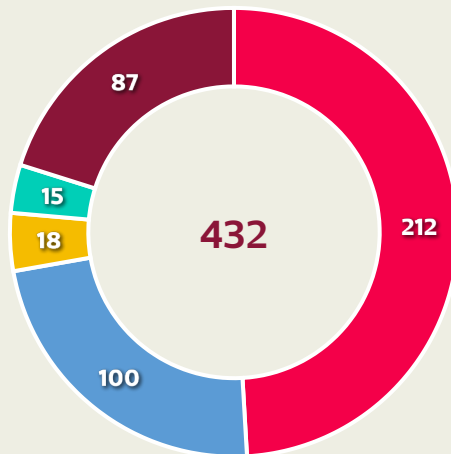
Progression Phase



Build Up Phase



All Movement Types

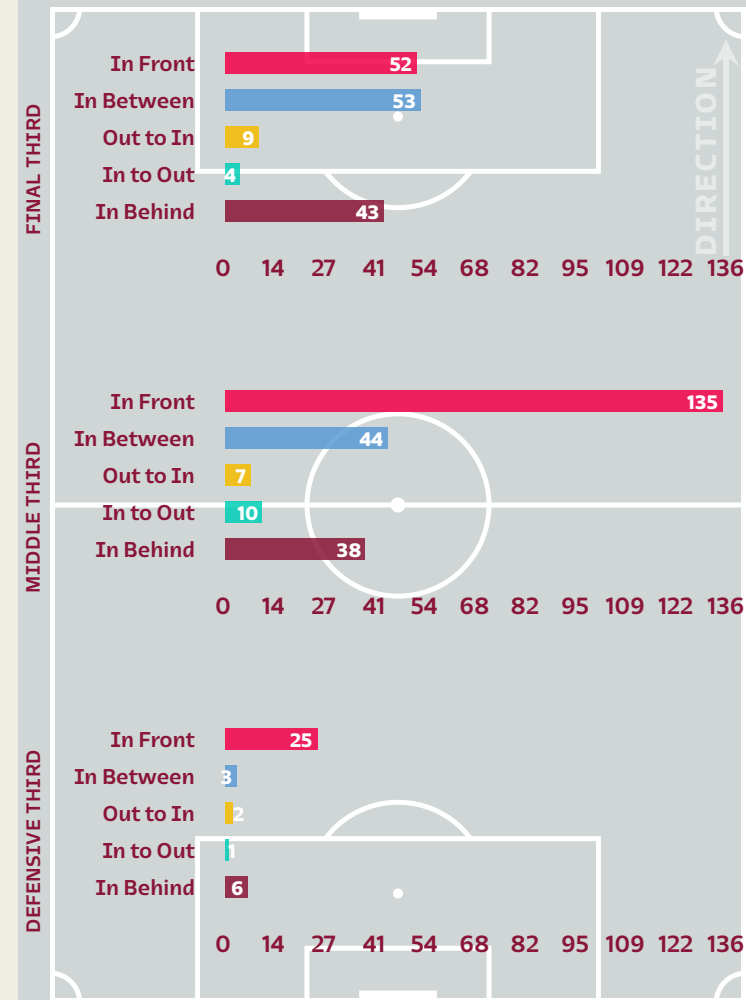


- In Front
- In Between
- Out to In
- In to Out
- In Behind

Top Ranked Players

Type	Player	Movements
In Front	8 TCHOUAMENI Aurelien	53
In Between	13 FOFANA Youssouf	21
Out to In	12 KOLO MUANI Randal	4
In to Out	15 VERETOUT Jordan	4
In Behind	12 KOLO MUANI Randal	24

Movement Types Pitch Third





FIFA WORLD CUP
Qatar 2022



OUT OF POSSESSION



Tunisia v France



Defensive Actions

Tunisia



68

Forced Turnovers

47

Possession Regained

2

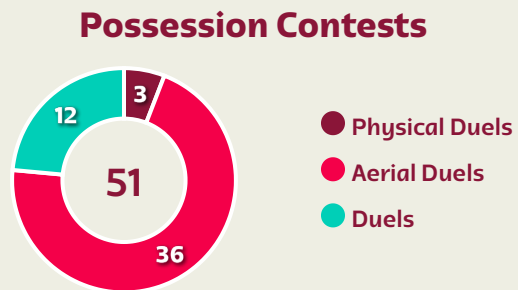
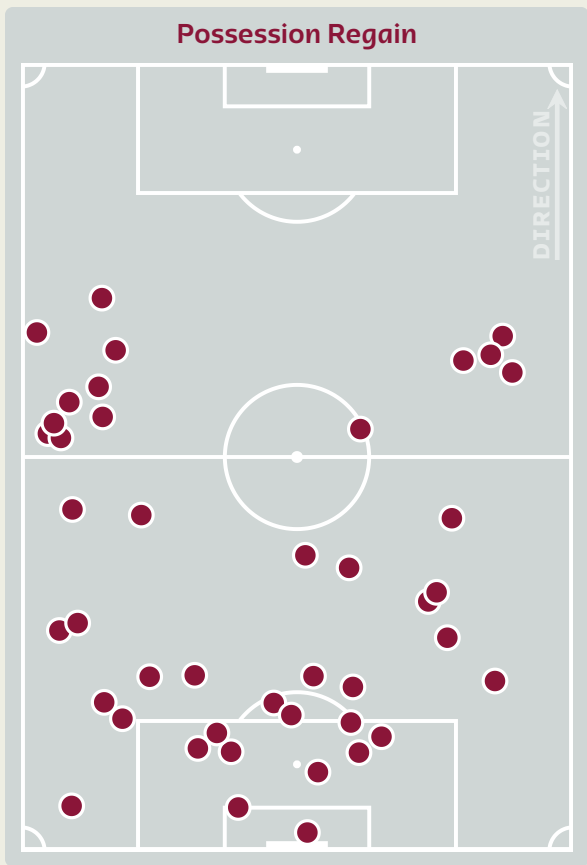
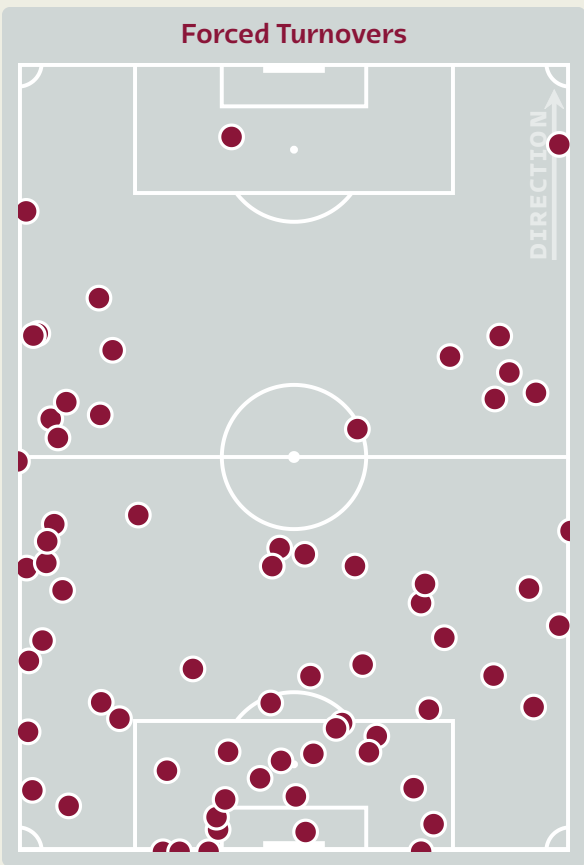
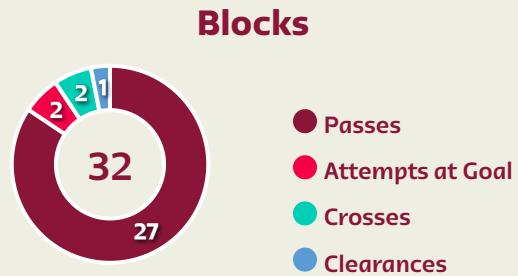
Interceptions

45

Tackles

2.77

Possession Actions / Defensive Action



Most Possession Regains

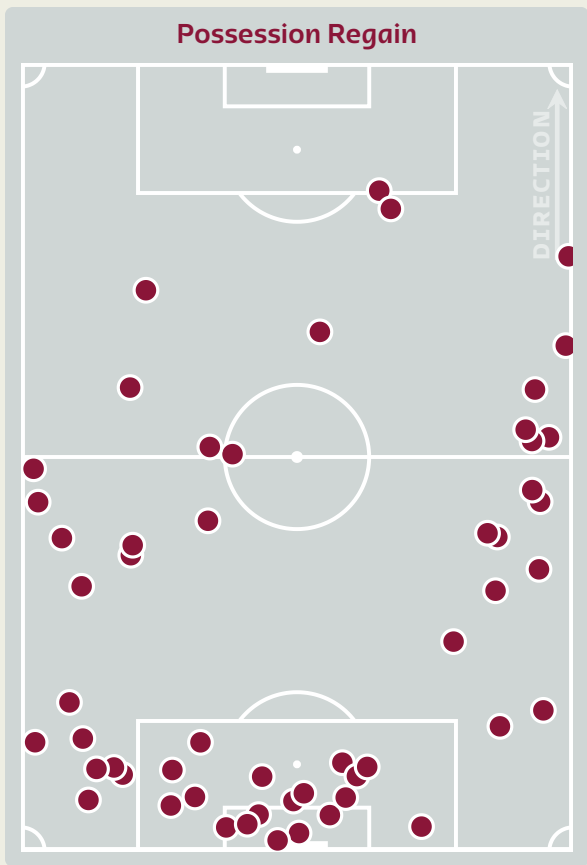
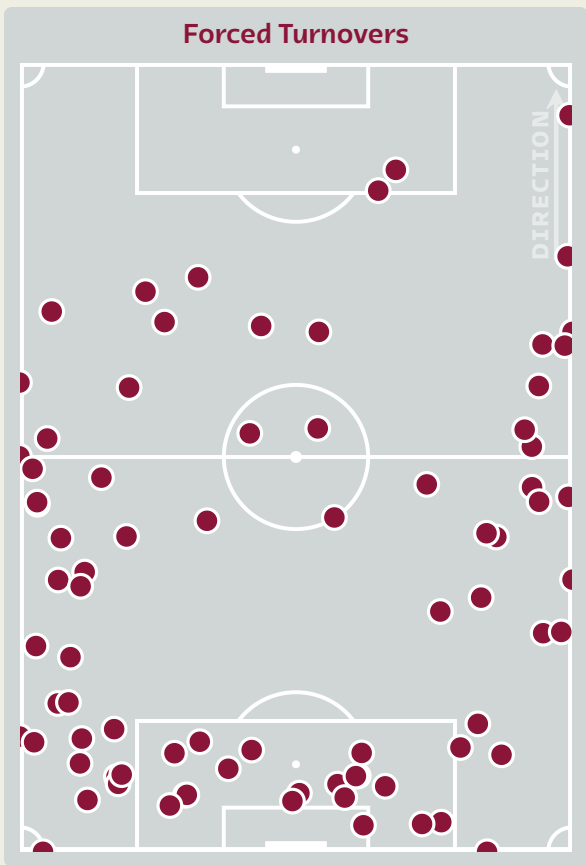
11

TALBI Montassar
LEFT BACK

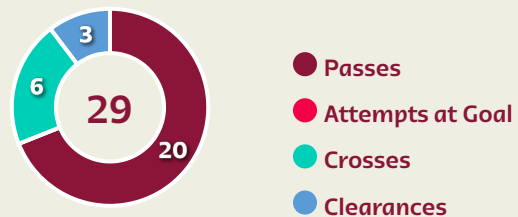
#	Player	Total Possession Regains
16	DAHMEN Aymen	1
3	TALBI Montassar	11
4	MERIAH Yassine	4
5	GHANDRI Nader	6
10	KHAZRI Wahbi	0
12	MAALOUL Ali	3
14	LAIDOUNI Aissa	1
15	BEN ROMDHANE Mohamed Ali	5
17	SKHIRI Ellyes	7
21	KECHRIDA Wajdi	0
25	SLIMANE Anis	2
9	JEBALI Issam	2
18	CHAALELI Ghaylen	3
24	ABDI Ali	2



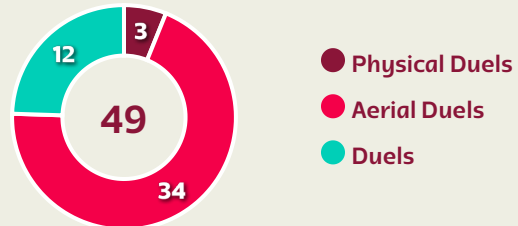
Defensive Actions



Blocks



Possession Contests



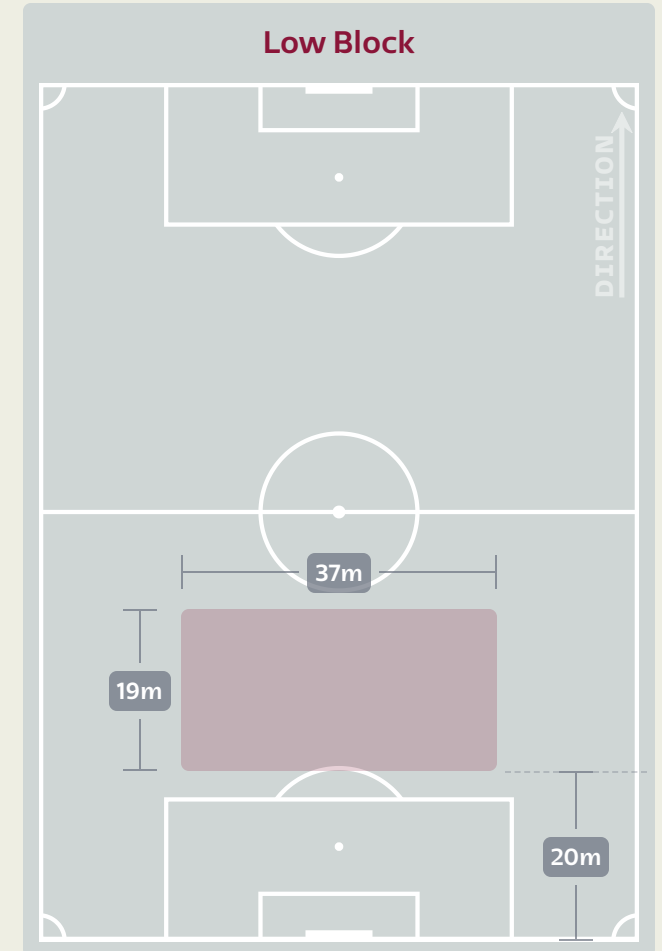
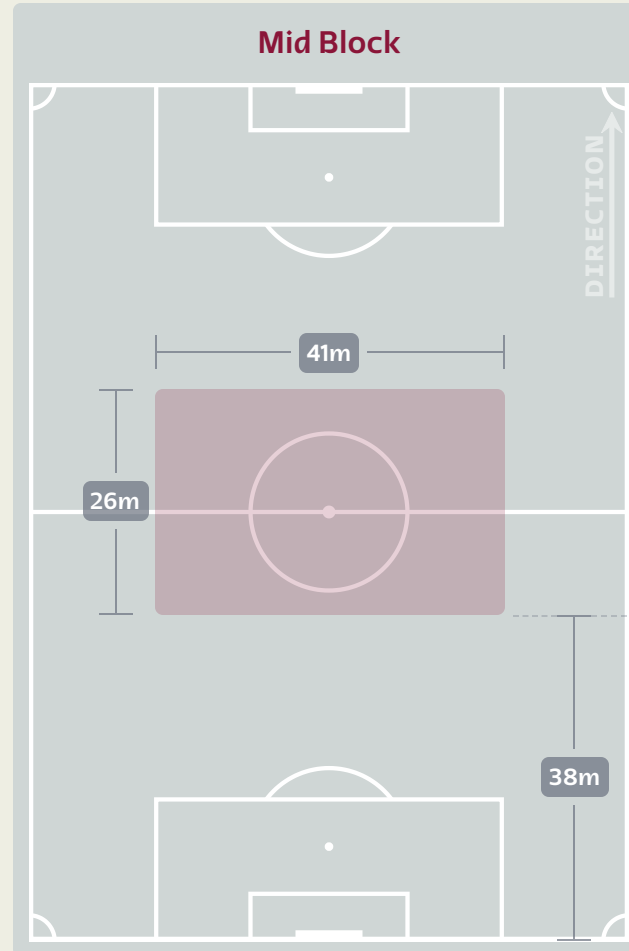
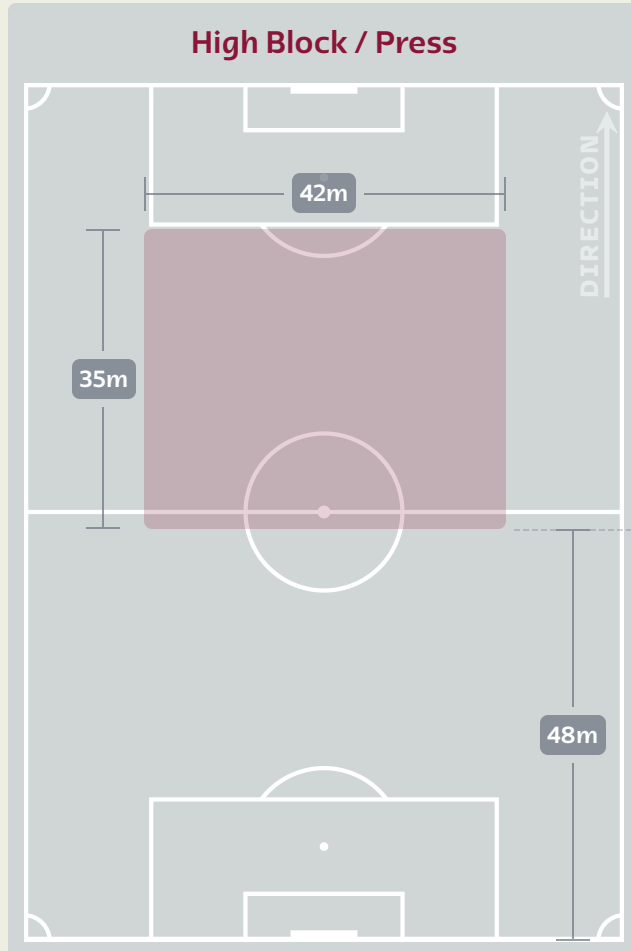
Most Possession Regains



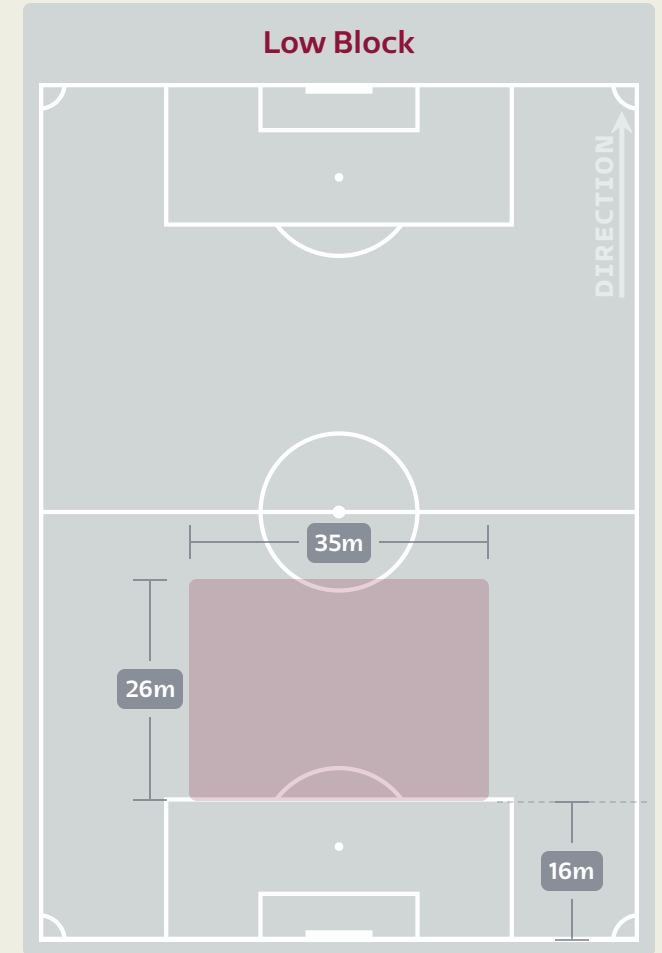
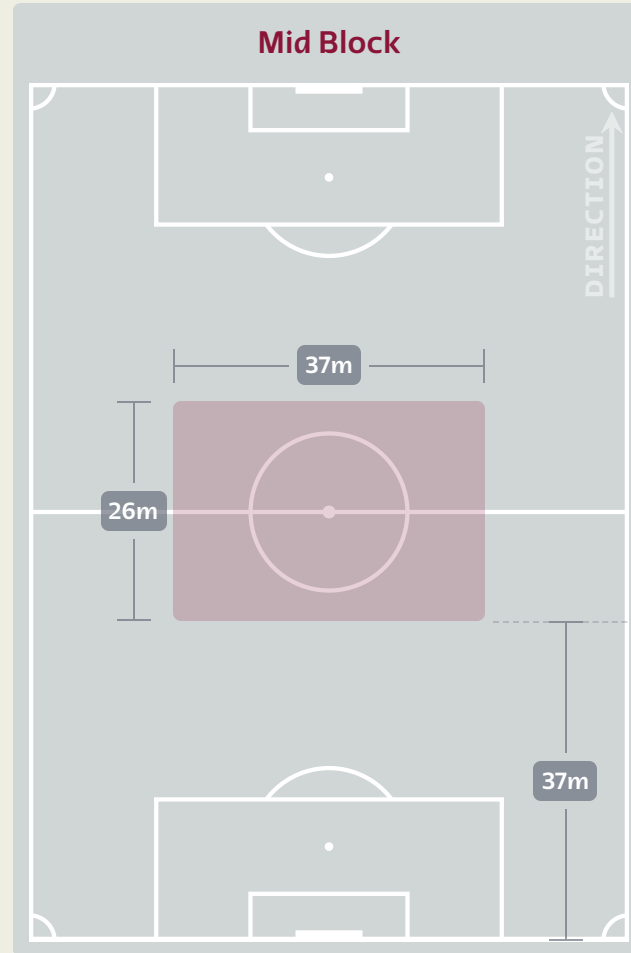
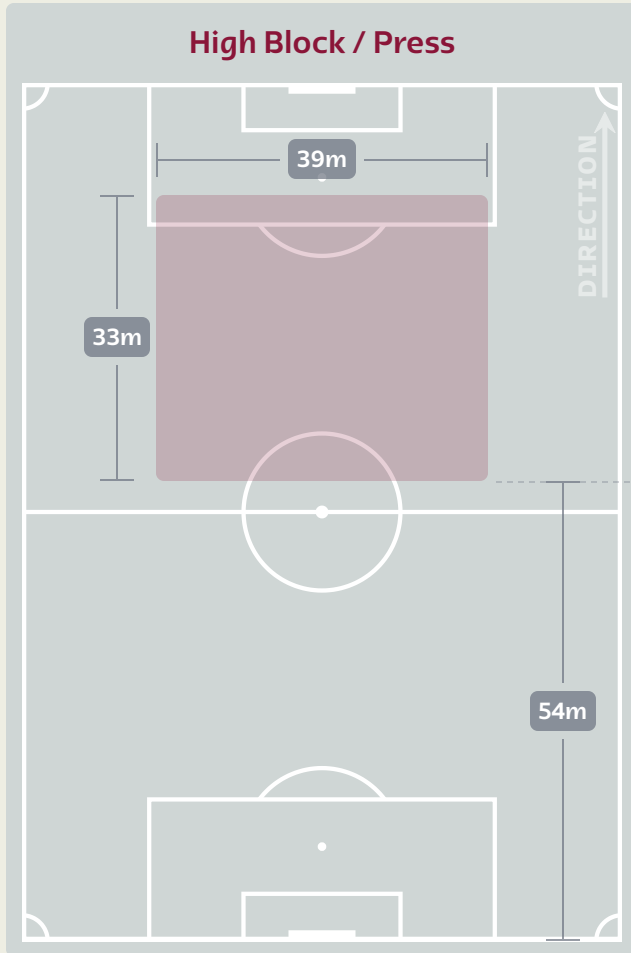
#	Player	Total Possession Regains
16	MANDANDA Steve	8
3	DISASI Axel	8
4	VARANE Raphael	0
6	GUENDOUZI Matteo	4
8	TCHOUAMENI Aurelien	2
12	KOLO MUANI Randal	2
13	FOFANA Youssouf	2
15	VERETOUT Jordan	3
20	COMAN Kingsley	0
24	KONATE Ibrahima	13
25	CAMAVINGA Eduardo	11
7	GRIEZMANN Antoine	1
10	MBAPPE Kylian	0
11	DEMBELE Ousmane	3
14	RABIOT Adrien	1
17	SALIBA William	2

Defensive Line Height & Team Length

Tunisia



Defensive Line Height & Team Length



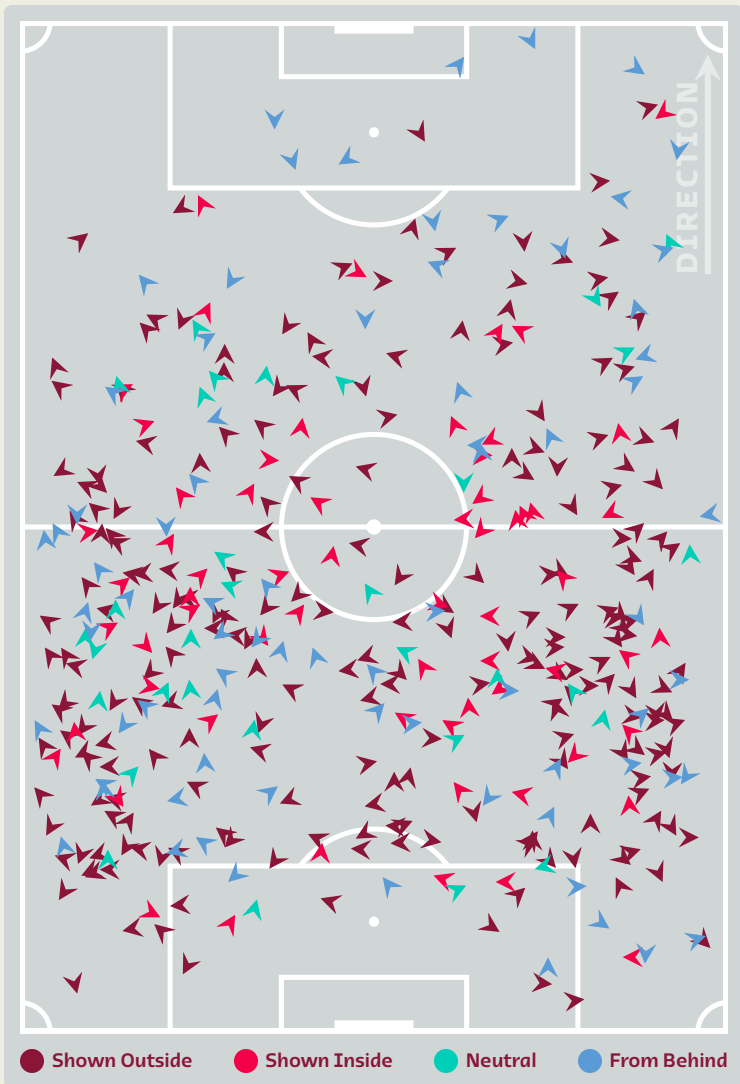
Defensive Pressure



Tunisia



France



400	Total Pressures	202
72	Direct Pressures	66
1.54s	Avg Pressure Duration	1.5s
68	Forced Turnovers	80
12.57s	Ball Recovery Time	7.48s
209	Pushing on into Pressing	73
459	Pushing on	206
64	Pressing Direction Inside	42
228	Pressing Direction Outside	101

Most Direct Pressures

13

SKHIRI Ellyes

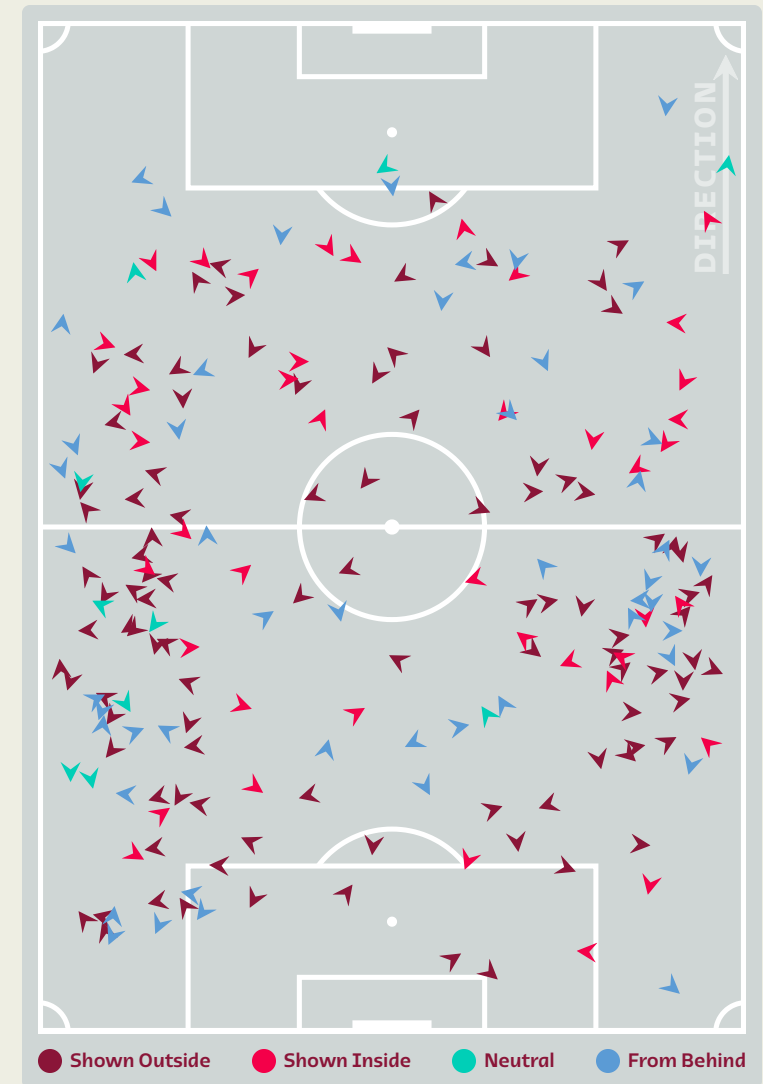
RIGHT CENTRE MIDFIELD

Most Direct Pressures

18

CAMAVINGA Eduardo

LEFT BACK





FIFA WORLD CUP
Qatar 2022



GOALKEEPING



Tunisia v France

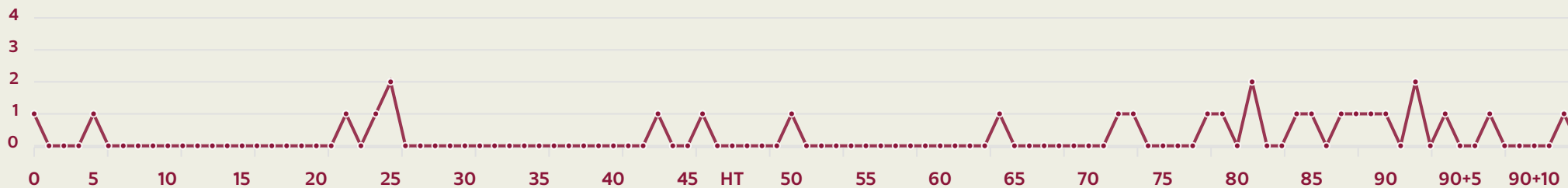


Goalkeeping Involvement



Tunisia

Tunisia GK Involvement Timeline



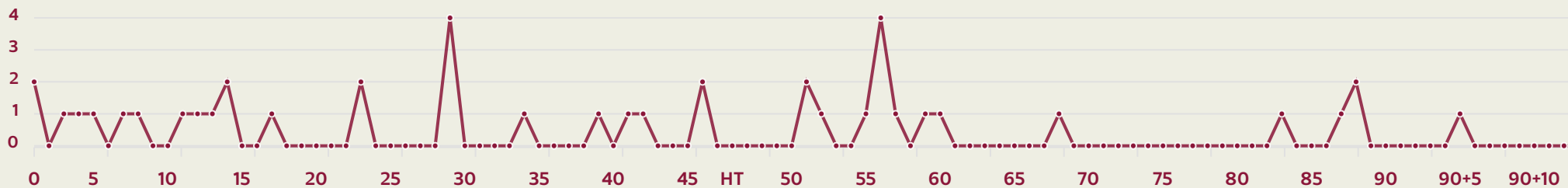
27

Total Involvements



France

France GK Involvement Timeline

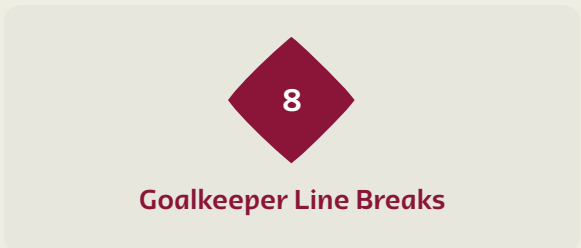

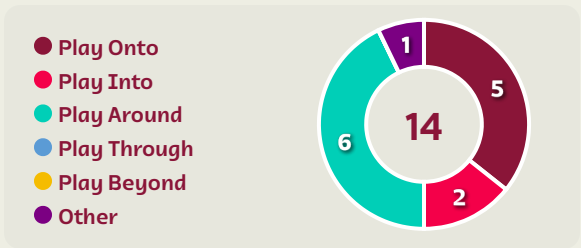
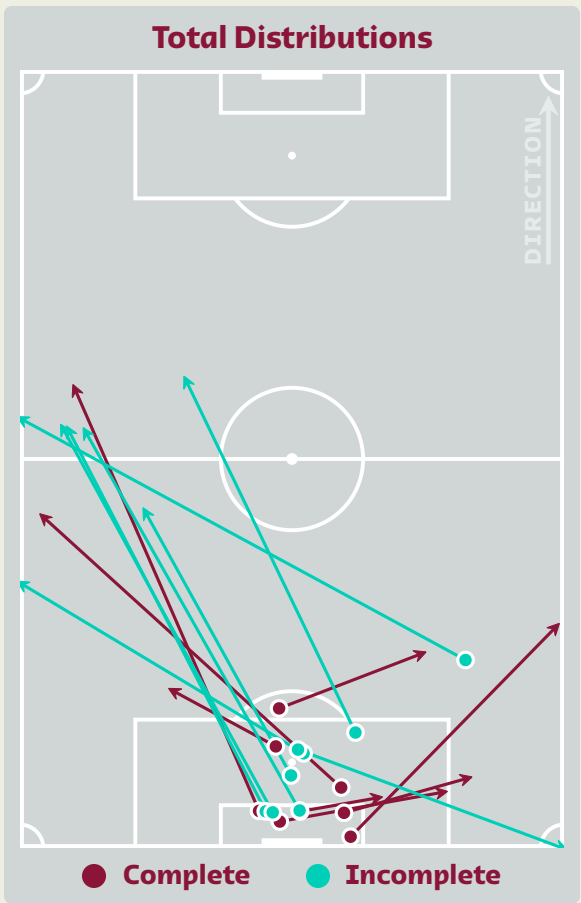
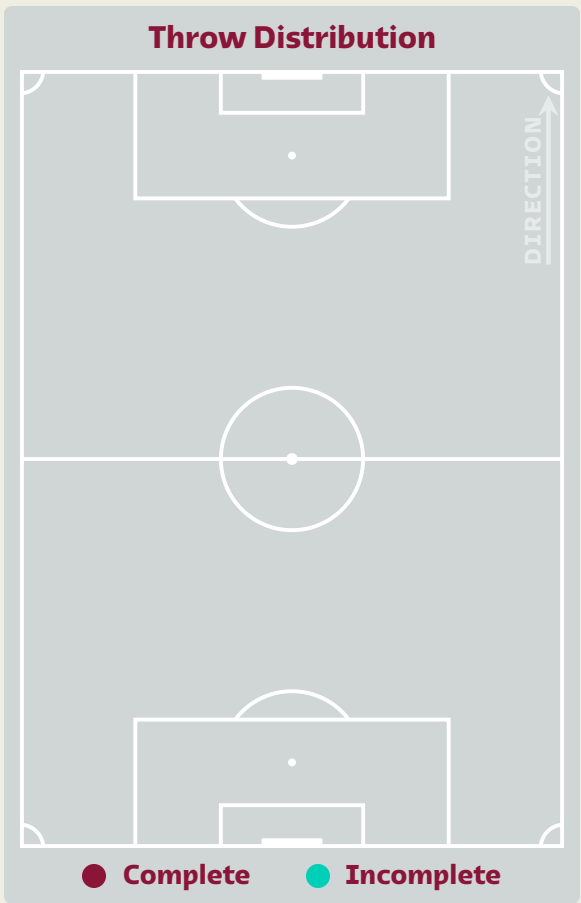
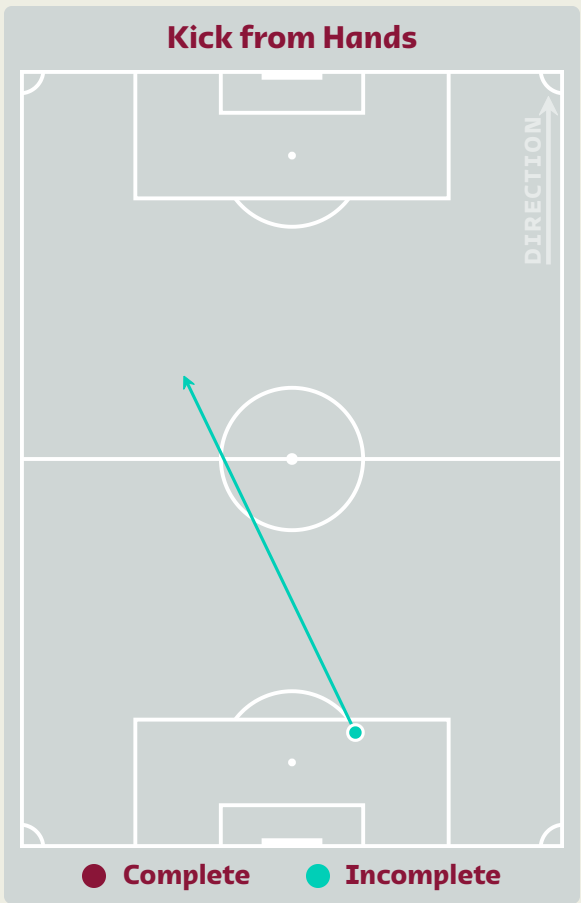
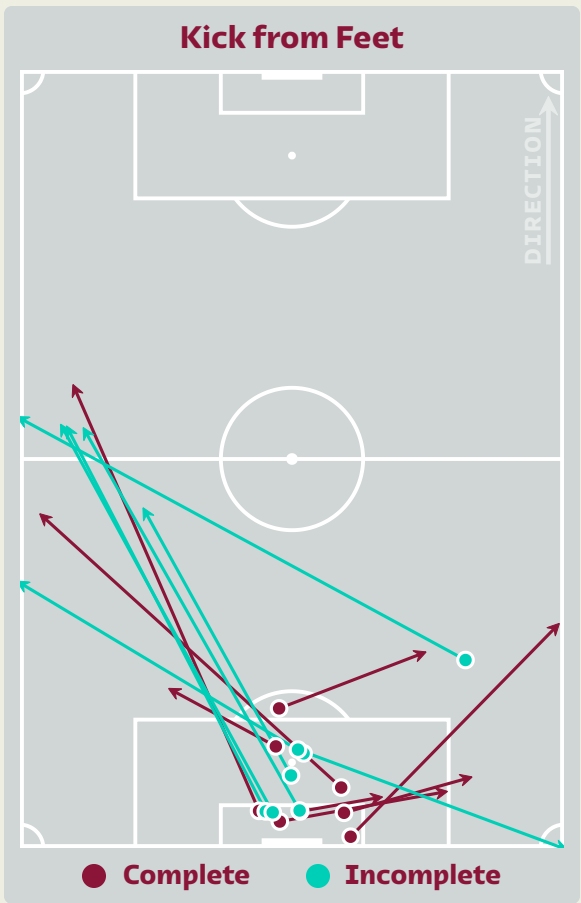


44

Total Involvements

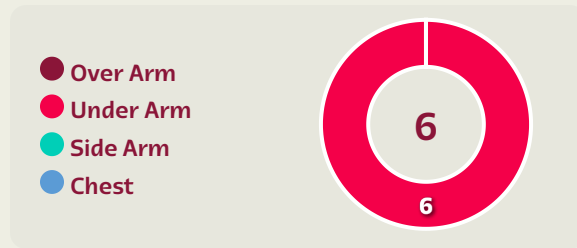
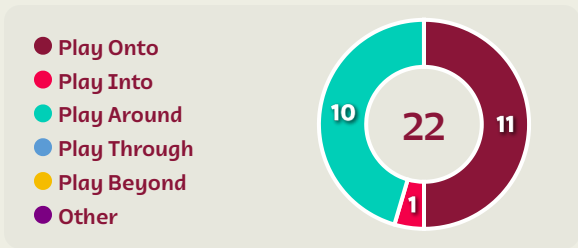
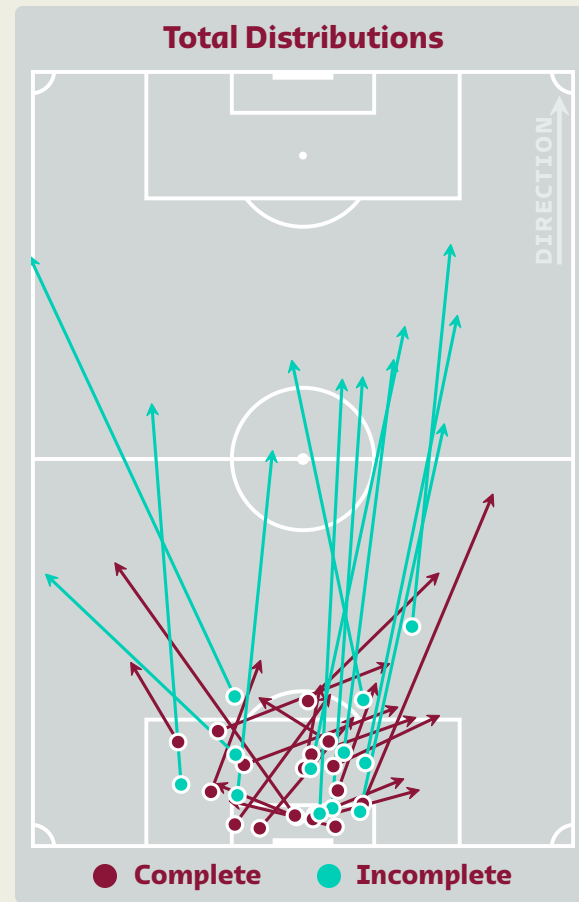
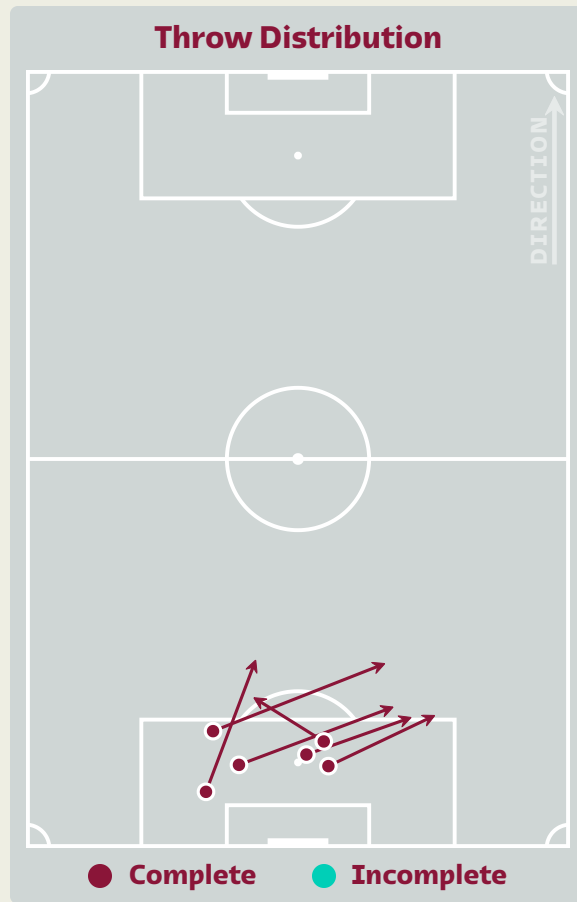
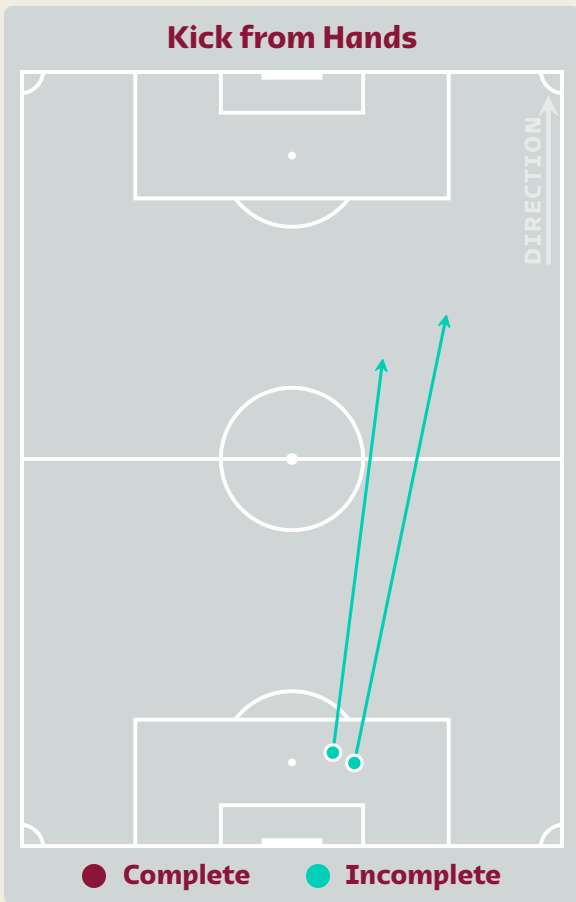
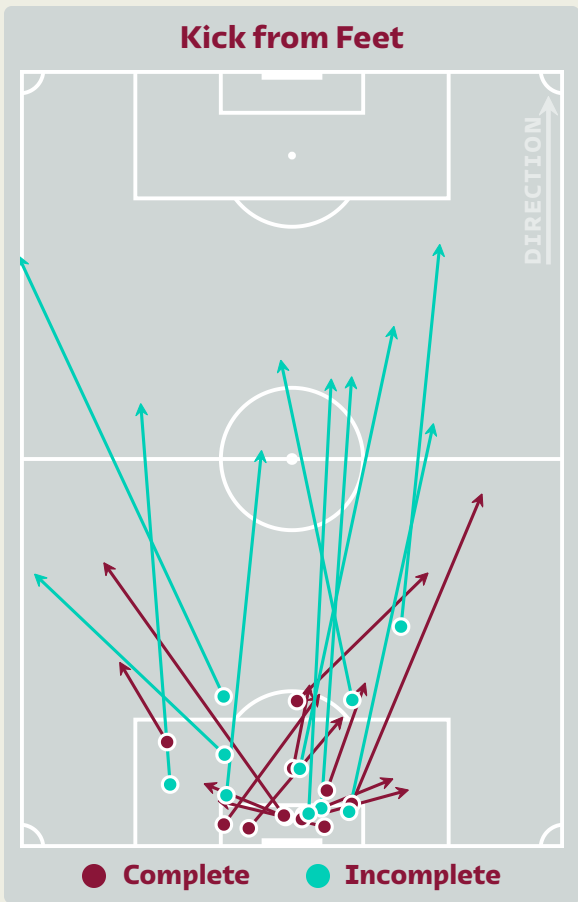
Goalkeeping Distribution

Tunisia



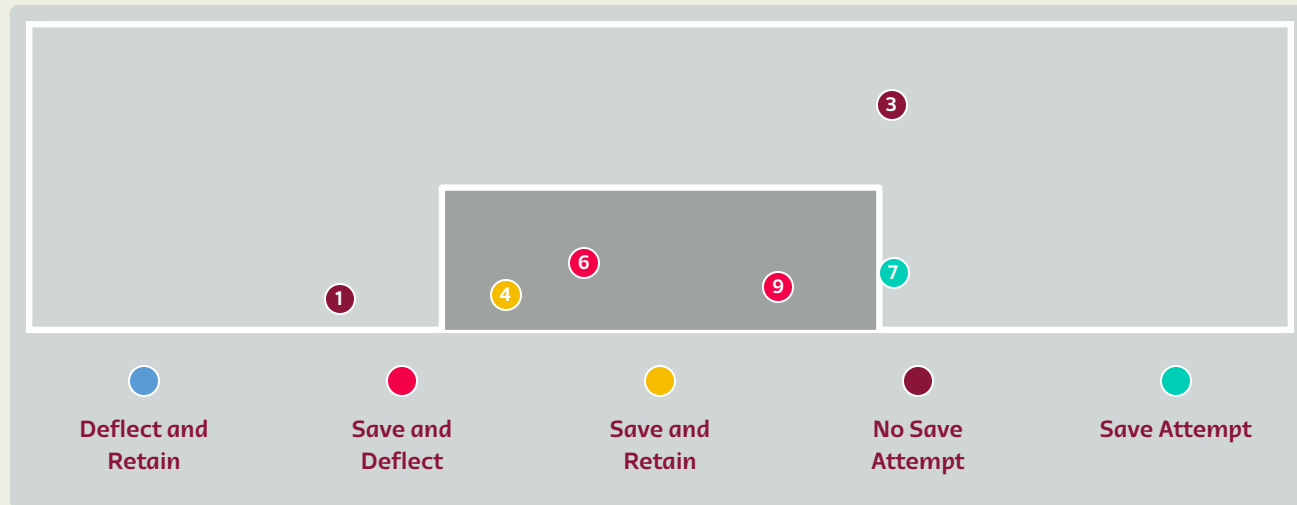
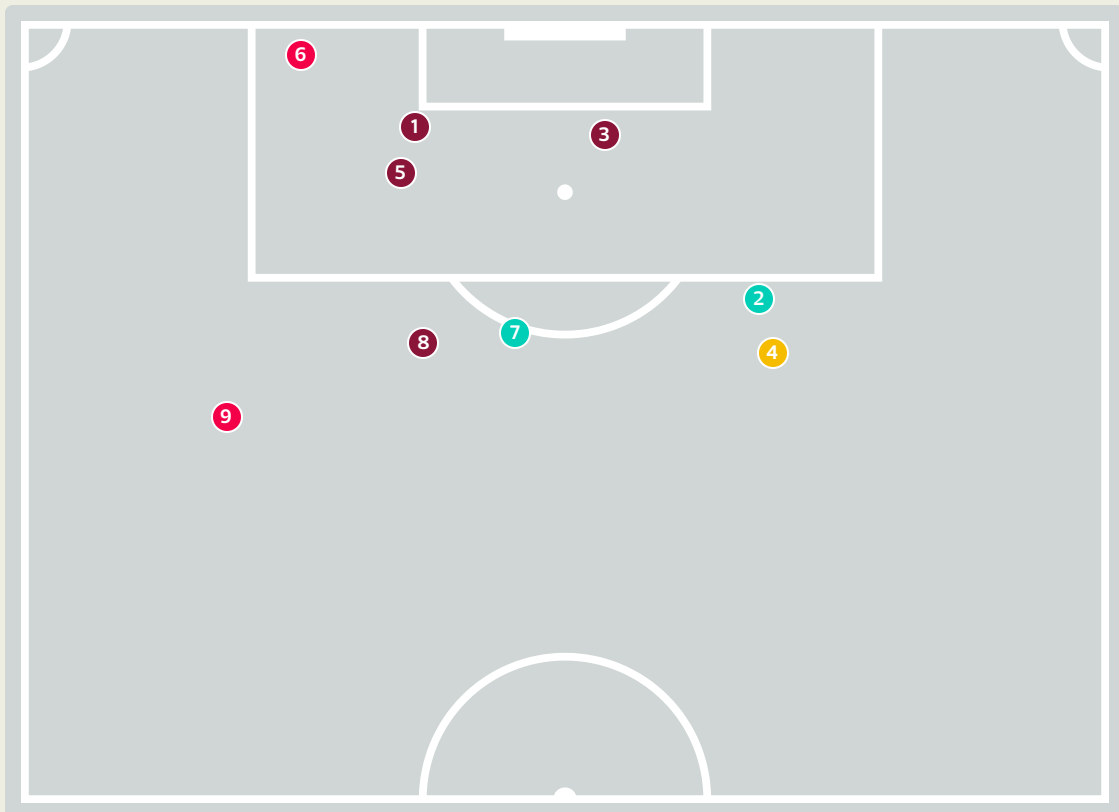


Goalkeeping Distribution



Goal Prevention

Tunisia

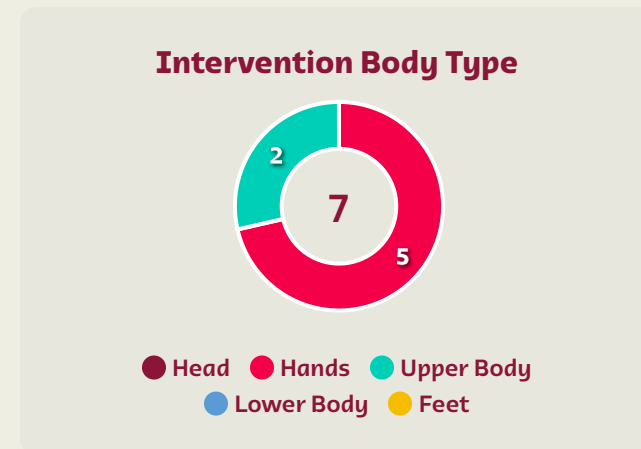
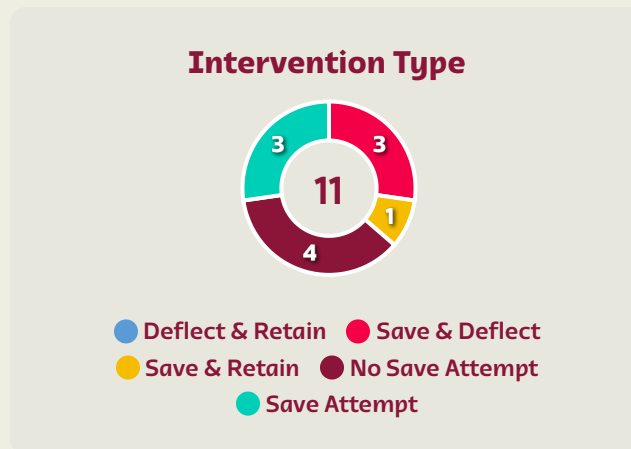


11

Total Attempts on Goal Faced

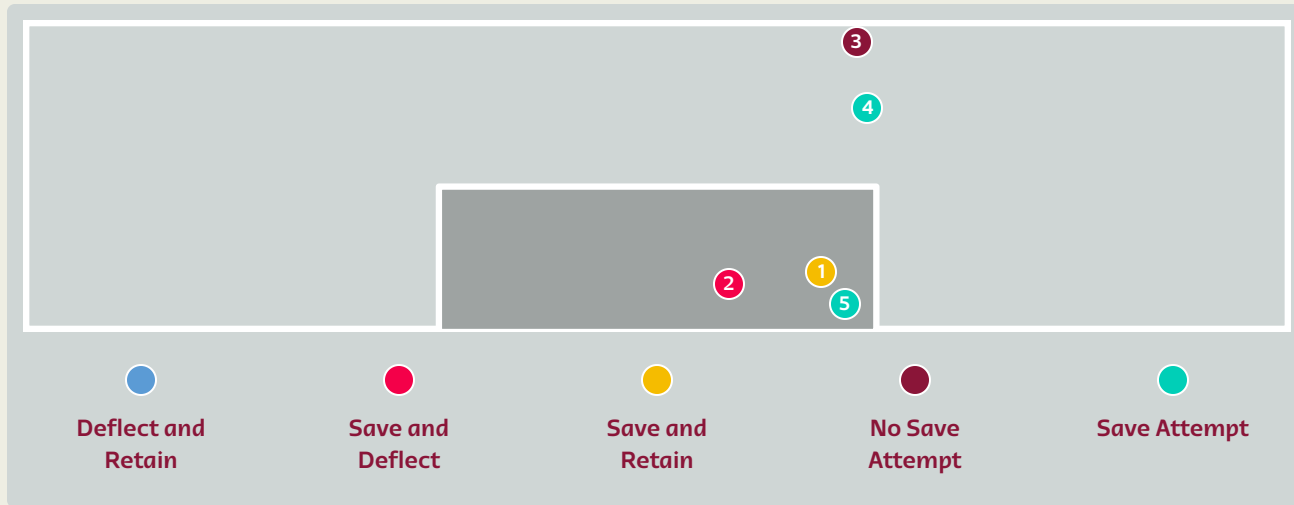
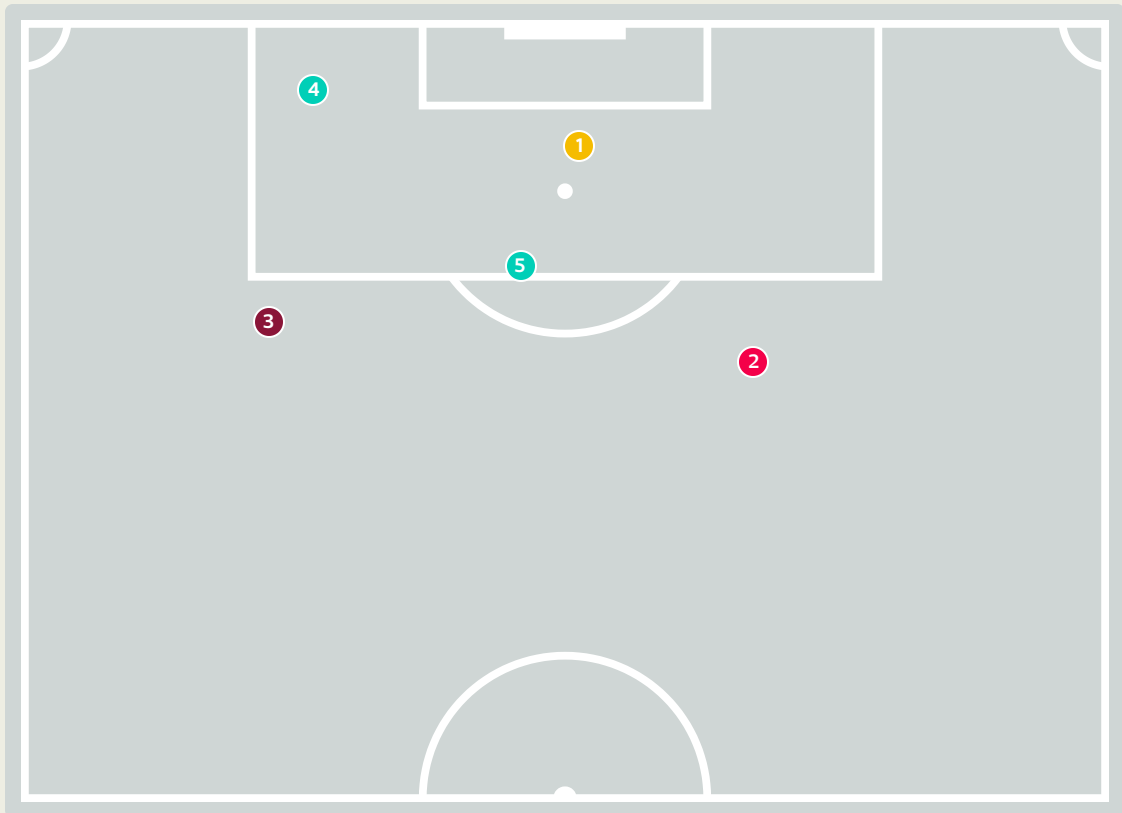
100

Save %



Total Attempts on Goal Faced	Total Goal Interventions	Save & Retain	Deflect & Retain	Save & Deflect	Save Attempt	No Save Attempt
11	4	1	0	3	3	4

Goal Prevention



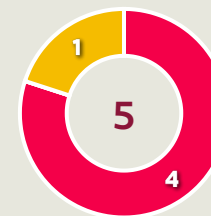
- Deflect and Retain
- Save and Deflect
- Save and Retain
- No Save Attempt
- Save Attempt

Intervention Type



- Deflect & Retain
- Save & Deflect
- Save & Retain
- No Save Attempt
- Save Attempt

Intervention Body Type



- Head
- Hands
- Upper Body
- Lower Body
- Feet

6

Total Attempts on Goal Faced

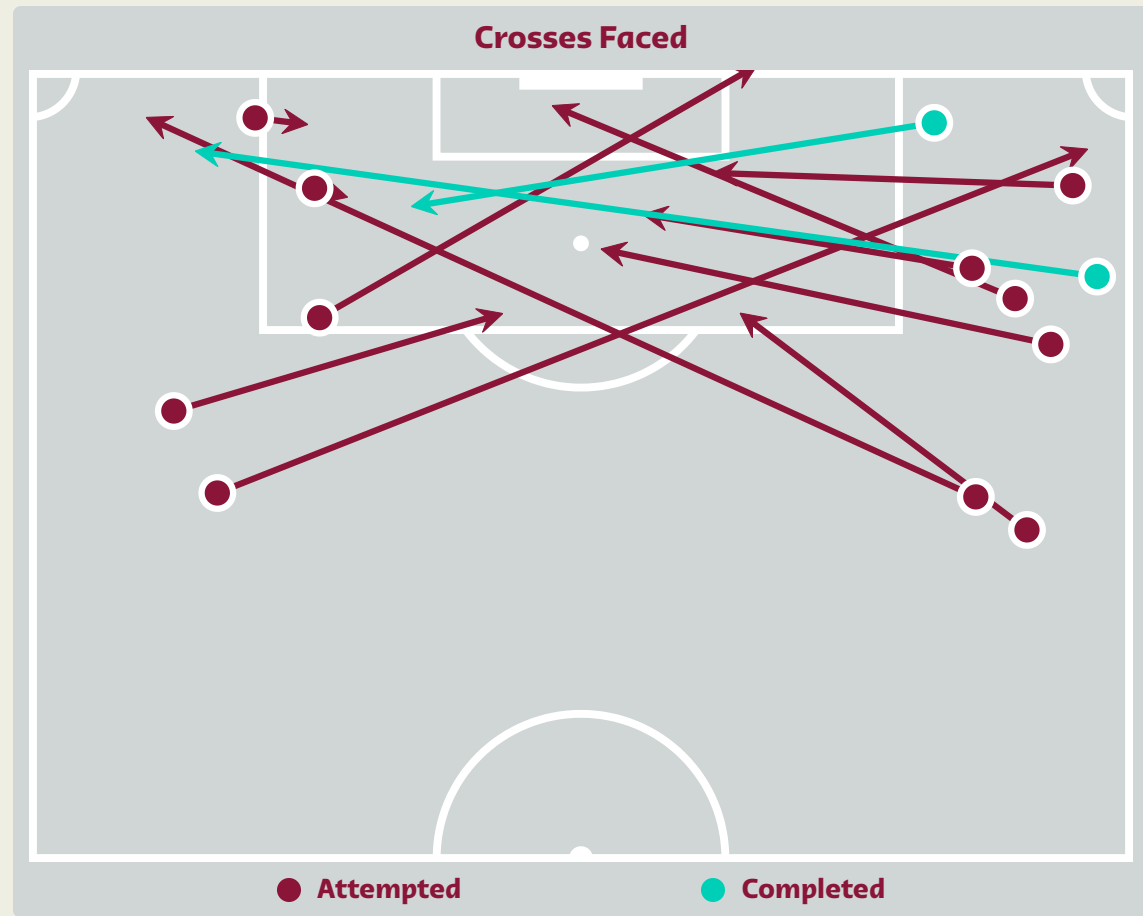

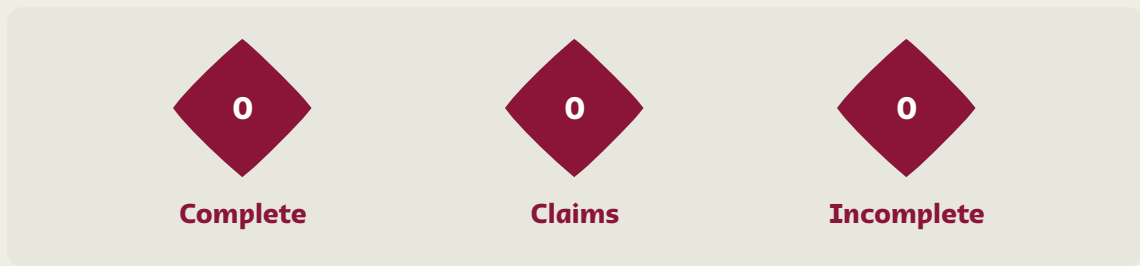
67

Save %

Total Attempts on Goal Faced	Total Goal Interventions	Save & Retain	Deflect & Retain	Save & Deflect	Save Attempt	No Save Attempt
6	2	1	0	1	3	1

Aerial Control

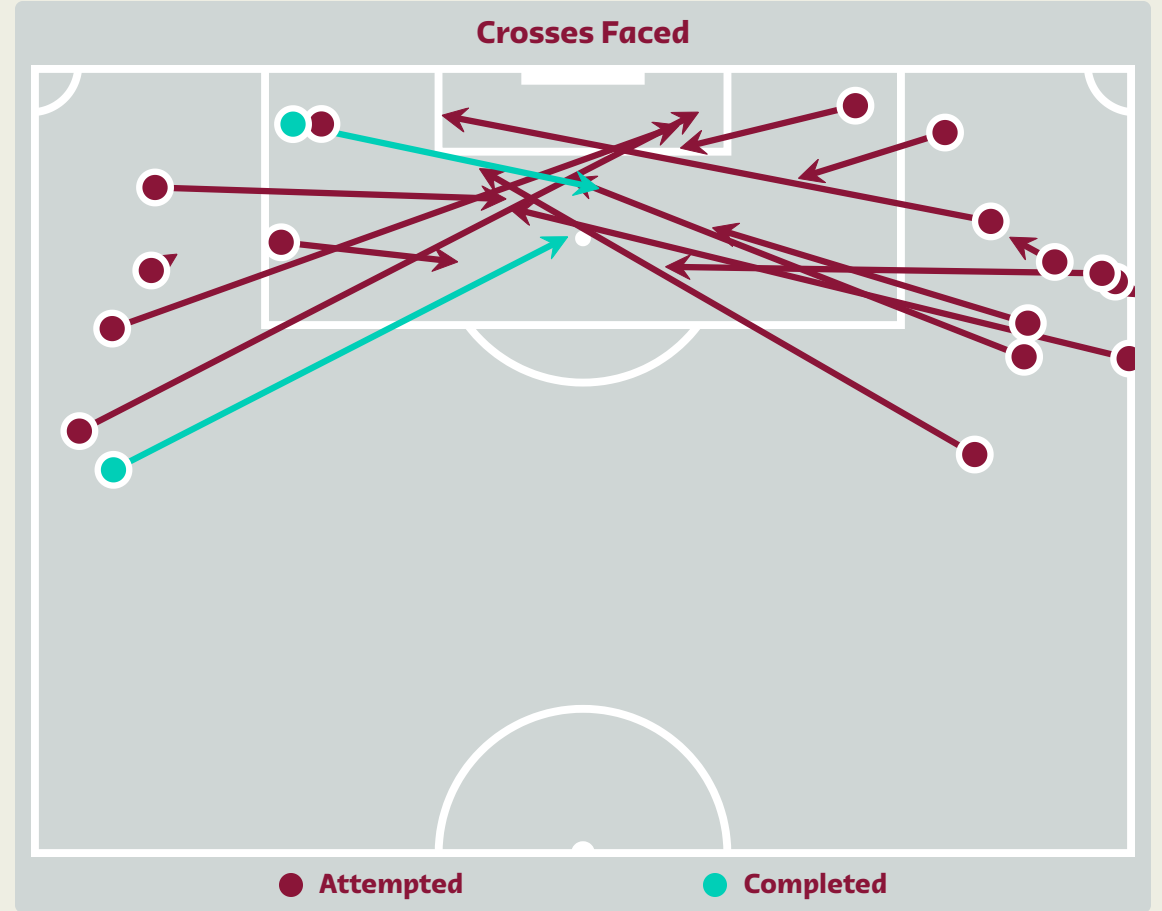
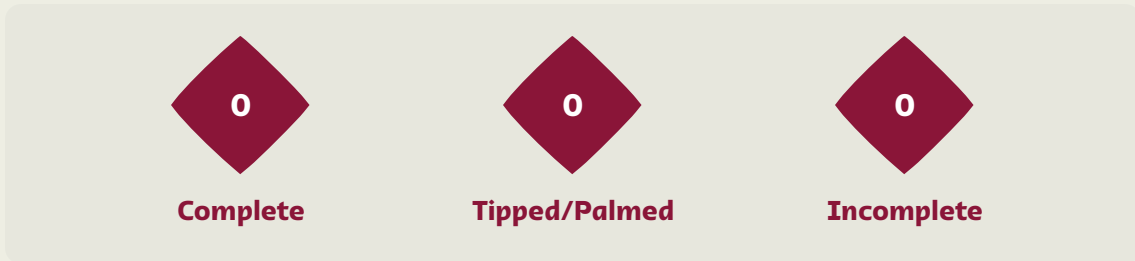
Tunisia



Delivery Types Faced

Total	In Swing	Out Swing	Driven	Lofted	Cutback	Push
20	7	8	1	4	0	0

Aerial Control



Delivery Types Faced

Total	In Swing	Out Swing	Driven	Lofted	Cutback	Push
27	4	2	4	12	2	3



FIFA WORLD CUP
Qatar 2022



SET PLAYS

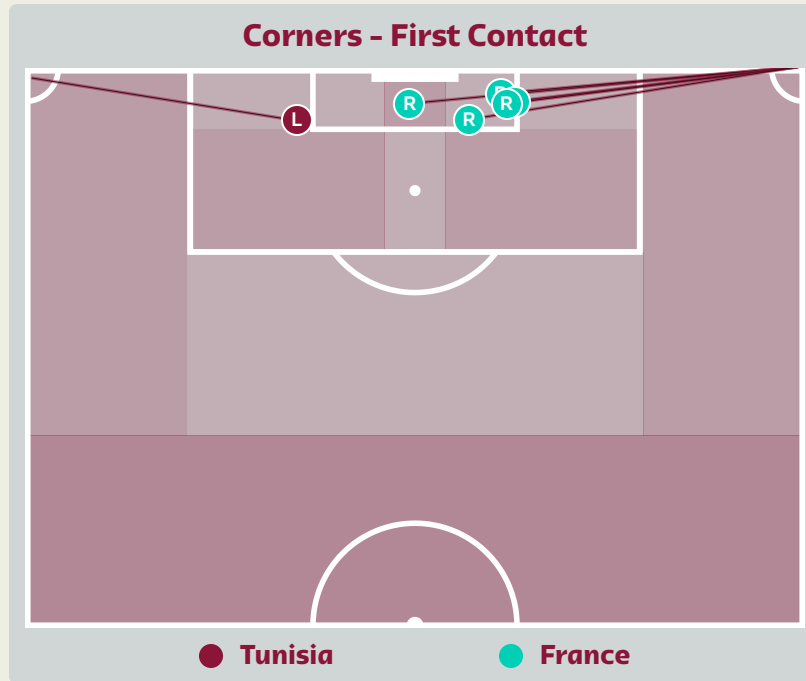
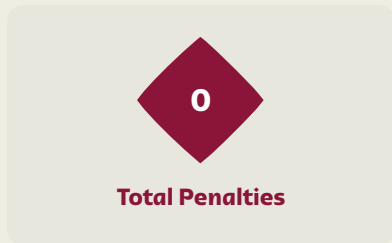
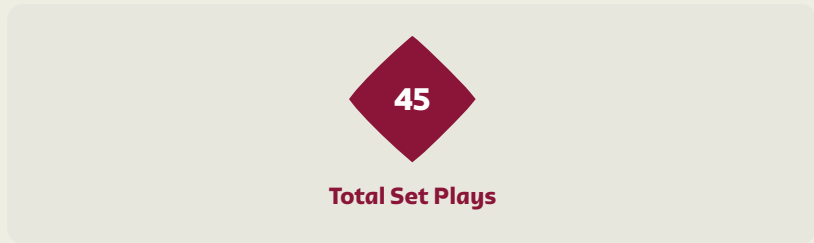


Tunisia v France



Set Plays - Corners

Tunisia



Delivery Type	From Left Side	From Right Side	Total
Direct to Area	2	5	7
Short	0	0	0
Edge of Penalty Area	0	0	0

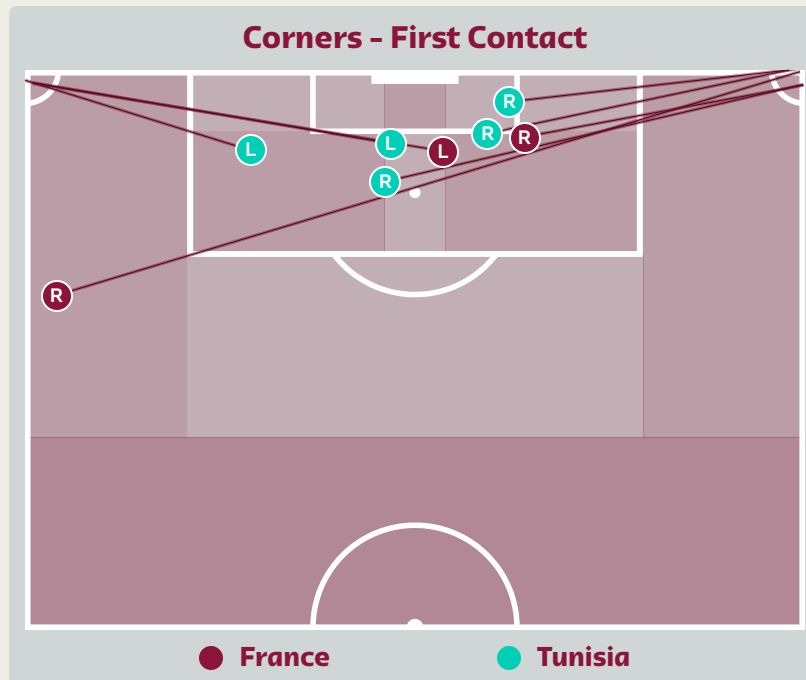
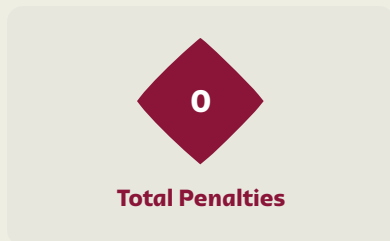
Delivery Style	Total
Inswing	2
Outswing	0
Driven	1

Free Kicks	
Type	Total
Direct	6
Direct (on target)	0
Direct (off target)	0
Indirect	2



Top 5 Player First Contacts		
Player	Team	Total
CAMAVINGA Eduardo	France	3
LAIDOUNI Aissa	Tunisia	1
VARANE Raphael	France	1
KOLO MUANI Randal	France	1

Set Plays - Corners



Delivery Type	From Left Side	From Right Side	Total
Direct to Area	2	5	7
Short	1	0	1
Edge of Penalty Area	0	0	0

Delivery Style	Total
Inswing	2
Outswing	4
Driven	1

Free Kicks	
Type	Total
Direct	14
Direct (on target)	0
Direct (off target)	1
Indirect	3



Top 5 Player First Contacts		
Player	Team	Total
TALBI Montassar	Tunisia	2
DISASI Axel	France	1
GUENDOUZI Matteo	France	1
CAMAVINGA Eduardo	France	1
KECHRIDA Wajdi	Tunisia	1



FIFA WORLD CUP
Qatar 2022



INDIVIDUAL DATA IN POSSESSION



Tunisia v France



In Possession - Distributions

Tunisia



#	Player	Passes Attempted	Passes Completed	Pass Completion %	Switches of Play	Crosses Attempted	Crosses Completed	Line Breaks Attempted	Line Breaks Completed	Line Break Completion %	Ball Progressions	Take Ons	Step Ins	Attempts at Goal	Goals
16	DAHMEN Aymen	16	8	50%	0	0	0	8	3	37%	0	0	0	0	0
3	TALBI Montassar	25	23	92%	0	0	0	12	11	91%	0	0	0	0	0
4	MERIAH Yassine	34	32	94%	0	1	0	16	13	81%	0	0	0	0	0
5	GHANDRI Nader	31	27	87%	1	0	0	5	3	60%	0	0	0	0	0
10	KHAZRI Wahbi	9	9	100%	0	2	0	5	4	80%	3	1	2	3	1
12	MAALOUL Ali	48	36	75%	1	13	2	25	15	60%	0	0	0	0	0
14	LAIDOUNI Aissa	40	34	85%	2	1	1	8	7	87%	4	2	2	1	0
15	BEN ROMDHANE Mohamed Ali	16	14	88%	0	3	0	4	4	100%	2	0	2	0	0
17	SKHIRI Ellyes	37	31	84%	0	0	0	15	11	73%	3	1	2	0	0
21	KECHRIDA Wajdi	44	30	68%	0	4	0	13	9	69%	1	1	0	0	0
25	SLIMANE Anis	21	15	71%	1	3	1	4	1	25%	0	0	0	1	0
9	JEBALI Issam	4	4	100%	0	0	0	1	1	100%	0	0	0	0	0
18	CHAALELI Ghaylen	3	3	100%	0	0	0	1	1	100%	0	0	0	0	0
24	ABDI Ali	0	0	0%	0	0	0	0	0	0%	1	1	0	0	0

In Possession - Offers & Receptions

Tunisia



			Offer movement types						
#	Player	Total Offers	In Front	In Between	Out to In	In to Out	In Behind	No Movement	Offers Received
16	DAHMEN Aymen	14	0	0	0	0	0	14	1
3	TALBI Montassar	12	1	0	0	0	0	11	6
4	MERIAH Yassine	25	6	0	0	0	0	19	13
5	GHANDRI Nader	12	0	0	0	0	0	12	8
10	KHAZRI Wahbi	21	1	6	0	3	11	0	2
12	MAALOUL Ali	31	4	0	0	1	7	19	20
14	LAIDOUNI Aissa	34	9	11	1	2	7	4	15
15	BEN ROMDHANE Mohamed Ali	38	4	7	2	5	11	9	10
17	SKHIRI Ellyes	62	19	28	0	1	9	5	23
21	KECHRIDA Wajdi	33	7	0	0	1	6	19	15
25	SLIMANE Anis	80	11	33	1	2	27	6	22
9	JEBALI Issam	14	0	7	0	1	5	1	3
18	CHAALELI Ghaylen	2	0	1	0	0	0	1	1
24	ABDI Ali	3	0	0	0	0	3	0	0

In Possession - Distributions

France



#	Player	Passes Attempted	Passes Completed	Pass Completion %	Switches of Play	Crosses Attempted	Crosses Completed	Line Breaks Attempted	Line Breaks Completed	Line Break Completion %	Ball Progressions	Take Ons	Step Ins	Attempts at Goal	Goals
16	MANDANDA Steve	30	18	60%	0	0	0	12	3	25%	0	0	0	0	0
3	DISASI Axel	61	52	85%	0	2	1	12	10	83%	1	0	1	1	0
4	VARANE Raphael	43	41	95%	0	0	0	11	10	90%	1	0	1	0	0
6	GUENDOUZI Matteo	32	28	88%	0	0	0	5	5	100%	0	0	0	0	0
8	TCHOUAMENI Aurelien	98	92	94%	1	2	0	11	8	72%	1	0	1	0	0
12	KOLO MUANI Randal	17	11	65%	0	0	0	4	1	25%	6	2	4	1	0
13	FOFANA Youssouf	35	27	77%	0	0	0	4	4	100%	2	0	2	1	0
15	VERETOUT Jordan	34	33	97%	0	0	0	4	4	100%	0	0	0	0	0
20	COMAN Kingsley	15	15	100%	0	3	1	3	3	100%	3	1	2	1	0
24	KONATE Ibrahima	73	71	97%	0	0	0	8	8	100%	1	0	1	0	0
25	CAMAVINGA Eduardo	73	65	89%	1	1	0	17	13	76%	4	1	3	0	0
7	GRIEZMANN Antoine	30	28	93%	1	5	2	10	10	100%	2	0	2	0	0
10	MBAPPE Kylian	23	18	78%	1	3	0	5	3	60%	4	1	3	3	0
11	DEMBELE Ousmane	15	13	87%	0	4	1	5	2	40%	3	0	3	1	0
14	RABIOT Adrien	17	14	82%	0	0	0	5	5	100%	2	0	2	1	0
17	SALIBA William	40	40	100%	0	0	0	4	4	100%	2	0	2	0	0

In Possession - Offers & Receptions



			Offer movement types						
#	Player	Total Offers	In Front	In Between	Out to In	In to Out	In Behind	No Movement	Offers Received
16	MANDANDA Steve	9	0	0	0	0	0	9	4
3	DISASI Axel	22	5	4	0	0	6	7	7
4	VARANE Raphael	16	2	0	0	0	0	14	10
6	GUENDOUZI Matteo	25	14	0	1	0	5	5	8
8	TCHOUAMENI Aurelien	96	53	10	0	1	2	30	47
12	KOLO MUANI Randal	41	2	9	4	0	24	2	14
13	FOFANA Youssouf	54	17	21	4	1	3	8	21
15	VERETOUT Jordan	45	17	7	1	4	3	13	14
20	COMAN Kingsley	49	6	12	4	4	10	13	19
24	KONATE Ibrahima	27	2	0	0	0	0	25	14
25	CAMAVINGA Eduardo	71	30	5	0	0	5	31	34
7	GRIEZMANN Antoine	43	15	10	1	1	9	7	13
10	MBAPPE Kylian	42	23	8	1	1	3	6	26
11	DEMBELE Ousmane	16	6	2	2	0	2	4	7
14	RABIOT Adrien	56	17	12	0	3	15	9	16
17	SALIBA William	18	3	0	0	0	0	15	14



FIFA WORLD CUP
Qatar 2022



INDIVIDUAL DATA OUT OF POSSESSION



Tunisia v France



Out of Possession

Tunisia



#	Player	Tackles Made / Won	Blocks	Interceptions	Pressing Direct	Pressing Indirect	Forced Turnovers	Duels Won - Aerial	Duels Won - Physical	Possession Contests won	Clearances	Loose Ball Receptions	Pushing On	Pushing On into Pressing	Possession Regains	Possession Interrupted
16	DAHMEN Aymen	0 / 0	0	0	0	0	0	0	0	0	0	0	0	0	1	0
3	TALBI Montassar	3 / 2	3	0	9	5	0	3	0	3	7	5	28	9	11	6
4	MERIAH Yassine	10 / 1	3	0	9	7	0	1	0	2	4	4	28	4	4	2
5	GHANDRI Nader	1 / 1	5	0	0	2	0	5	1	6	5	6	22	2	6	5
10	KHAZRI Wahbi	3 / 0	0	0	4	22	0	1	0	1	0	6	31	21	0	1
12	MAALOUL Ali	0 / 0	3	1	2	33	0	0	0	0	5	6	52	26	3	5
14	LAIDOUNI Aissa	3 / 0	4	0	6	35	0	1	0	2	4	8	48	13	1	5
15	BEN ROMDHANE Mohamed Ali	4 / 2	1	0	5	42	0	2	0	2	2	9	27	13	5	3
17	SKHIRI Ellyes	10 / 4	5	1	13	60	0	0	0	0	1	5	82	36	7	3
21	KECHRIDA Wajdi	3 / 0	2	0	3	28	0	0	0	0	2	3	41	20	0	2
25	SLIMANE Anis	3 / 0	3	0	7	46	0	5	0	5	1	5	46	32	2	3
9	JEBALI Issam	4 / 1	1	0	9	24	0	0	0	0	2	0	28	19	2	2
18	CHAALELI Ghaylen	1 / 0	4	0	3	14	0	1	0	1	1	2	13	7	3	2
24	ABDI Ali	0 / 0	0	0	2	10	0	0	0	0	3	1	13	7	2	0

Out of Possession

France



#	Player	Tackles Made / Won	Blocks	Interceptions	Pressing Direct	Pressing Indirect	Forced Turnovers	Duels Won - Aerial	Duels Won - Physical	Possession Contests won	Clearances	Loose Ball Receptions	Pushing On	Pushing On into Pressing	Possession Regains	Possession Interrupted
16	MANDANDA Steve	0 / 0	0	0	0	0	0	0	0	0	0	1	0	0	8	0
3	DISASI Axel	4 / 3	4	0	6	10	0	5	0	5	9	2	15	6	8	4
4	VARANE Raphael	2 / 0	0	0	1	6	0	0	0	0	5	2	23	3	0	5
6	GUENDOUZI Matteo	1 / 1	1	2	1	17	0	2	0	2	0	3	24	12	4	0
8	TCHOUAMENI Aurelien	1 / 0	2	1	3	9	0	0	0	1	1	9	13	4	2	3
12	KOLO MUANI Randal	4 / 1	0	1	4	14	0	4	0	6	1	4	14	8	2	2
13	FOFANA Youssouf	8 / 1	3	0	9	17	0	0	0	0	0	2	25	11	2	2
15	VERETOUT Jordan	6 / 0	1	1	6	16	0	0	0	2	2	4	30	8	3	2
20	COMAN Kingsley	0 / 0	3	0	6	11	0	0	0	0	0	1	12	3	0	2
24	KONATE Ibrahima	8 / 4	4	1	8	9	0	0	2	4	4	5	18	7	13	4
25	CAMAVINGA Eduardo	10 / 6	8	0	18	19	0	2	0	3	8	10	15	7	11	8
7	GRIEZMANN Antoine	0 / 0	1	0	0	2	0	0	0	0	0	2	1	0	1	0
10	MBAPPE Kylian	0 / 0	0	0	0	1	0	0	0	0	0	1	2	1	0	0
11	DEMBELE Ousmane	1 / 0	1	2	1	1	0	0	0	0	0	4	0	0	3	0
14	RABIOT Adrien	2 / 1	1	0	2	3	0	1	0	2	0	2	3	1	1	0
17	SALIBA William	0 / 0	1	1	1	1	0	0	0	0	0	6	11	2	2	0



FIFA WORLD CUP
Qatar 2022



INDIVIDUAL DATA PHYSICAL



Tunisia v France



Physical Data

Tunisia



#	Player	Total Distance (m)	Zone 1: 0-7 km/h (m)	Zone 2: 7-15 km/h (m)	Zone 3: 15-20 km/h (m)	Zone 4: 20-25 km/h (m)	Zone 5: 25+ km/h (m)	High Speed Runs (Zone 4)	Sprints (Zone 5)	Top Speed (km/h)
16	DAHMEN Aymen	4040.5	3281.3	629.1	115.6	14.5	0	17	2	24.1
3	TALBI Montassar	9858.2	4061.6	4182.8	882.3	477.1	254.3	86	37	31.5
4	MERIAH Yassine	8906.4	4178.0	3451.2	756.2	296.6	224.4	75	30	31.3
5	GHANDRI Nader	9072.7	3925.7	3899.4	808.4	306.7	133.4	81	23	32.0
10	KHAZRI Wahbi	6063.2	2617.5	2003.9	630.0	553.0	258.9	65	42	30.5
12	MAALOUL Ali	10868.4	3987.6	4428.9	1929.1	420.6	101.1	148	34	31.6
14	LAIDOUNI Aissa	11355.3	4166.3	5164.4	1321.8	447.4	255.5	105	37	34.1
15	BEN ROMDHANE Mohamed Ali	8903.4	3226.6	3743.9	1067.5	668.6	196.8	96	40	32.1
17	SKHIRI Ellyes	13218.9	3725.1	6249.9	2349.0	724.4	170.5	178	52	30.5
21	KECHRIDA Wajdi	9907.1	4205.6	3208.9	1100.7	758.9	633.1	104	62	34.9
25	SLIMANE Anis	10036.3	3228.7	4202.2	1544.6	887.2	172.6	142	65	30.4
9	JEBALI Issam	4562.2	1573.1	1905.6	594.9	445.7	42.4	59	31	28.6
18	CHAALELI Ghaylen	3058.2	990.5	1411.3	491.4	164.8	0	46	14	25.8
24	ABDI Ali	1905.8	584.7	752.8	310.7	183.2	74.5	25	16	31.5

Physical Data



#	Player	Total Distance (m)	Zone 1: 0-7 km/h (m)	Zone 2: 7-15 km/h (m)	Zone 3: 15-20 km/h (m)	Zone 4: 20-25 km/h (m)	Zone 5: 25+ km/h (m)	High Speed Runs (Zone 4)	Sprints (Zone 5)	Top Speed (km/h)
16	MANDANDA Steve	3395.4	2781.1	544.3	54.7	15.3	0	8	2	23.4
3	DISASI Axel	10120.1	4411.3	3653.3	1074.8	835.9	144.7	104	51	34.3
4	VARANE Raphael	6526.8	2604.2	2862.0	689.2	280.7	90.7	66	24	30.8
6	GUENDOUZI Matteo	8904.2	3327.5	3541.2	1221.7	647.3	166.5	105	39	32.5
8	TCHOUAMENI Aurelien	11035.0	3765.2	4815.7	1792.1	574.9	86.1	153	43	31.5
12	KOLO MUANI Randal	10354.2	3726.5	4783.6	938.1	532.2	373.8	95	53	34.6
13	FOFANA Youssouf	7873.8	2932.2	3047.2	1086.6	595.3	212.6	100	39	32.8
15	VERETOUT Jordan	7829.9	2195.5	3612.7	1451.7	441.6	127.6	116	32	32.4
20	COMAN Kingsley	6973.2	2488.0	3162.3	741.9	321.5	258.7	70	29	33.9
24	KONATE Ibrahima	8852.1	4274.7	2976.1	881.7	434.6	285.0	88	36	34.8
25	CAMAVINGA Eduardo	9738.7	4247.0	3416.3	1100.5	726.5	248.3	115	58	32.9
7	GRIEZMANN Antoine	3352.4	1148.2	1524.0	534.4	122.4	23.1	37	9	27.6
10	MBAPPE Kylian	3123.0	1508.7	876.9	405.4	296.1	35.6	37	26	31.3
11	DEMBELE Ousmane	2203.1	919.6	885.2	263.1	94.3	40.8	26	10	29.8
14	RABIOT Adrien	4116.1	1577.7	1485.9	647.0	276.6	128.4	59	22	31.4
17	SALIBA William	3447.6	1318.3	1461.4	358.5	224.4	84.8	35	22	33.4



FIFA WORLD CUP
Qatar 2022

