




FIFA WORLD CUP
Qatar 2022



Australia 1 - 0 Denmark

Group D – Match 37
30 November 2022
18:00 Kick Off
Al Janoub Stadium



POST MATCH SUMMARY REPORT

Match Summary - Teams



Australia



Denmark

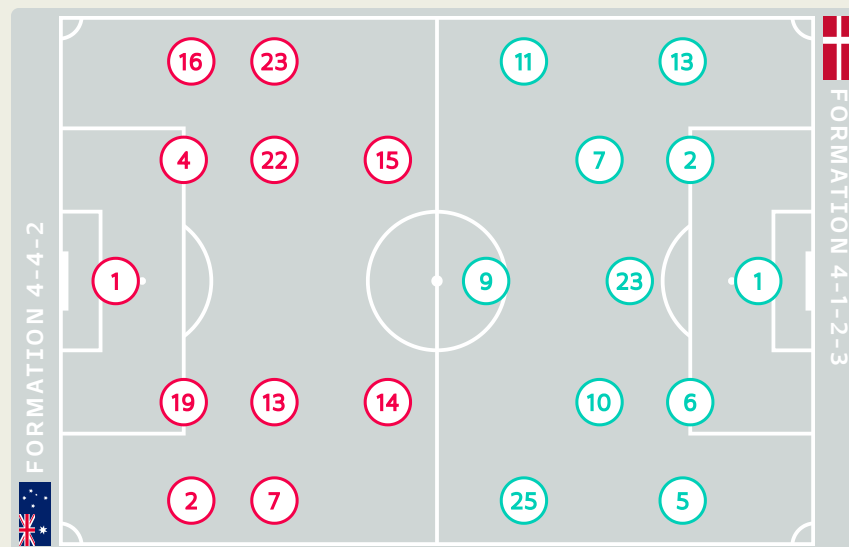


STARTING

1	GK	RYAN Mathew (C)	
2	DF	DEGENEK Milos	57'
4	DF	ROWLES Kye	
7	FW	LECKIE Mathew	60' 89'
13	MF	MOOY Aaron	
14	MF	McGREE Riley	74'
15	FW	DUKE Mitchell	82'
16	DF	BEHICH Aziz	4'
19	DF	SOUTTAR Harry	
22	MF	IRVINE Jackson	
23	FW	GOODWIN Craig	46'

SUBSTITUTES

12	GK	REDMAYNE Andrew	
18	GK	VUKOVIC Danny	
3	DF	ATKINSON Nathaniel	
5	DF	KARACIC Fran	
6	FW	TILIO Marco	
8	DF	WRIGHT Bailey	74'
9	FW	MACLAREN Jamie	82'
10	MF	HRUSTIC Ajdin	89'
11	FW	MABIL Awer	
17	MF	DEVLIN Cameron	
20	DF	DENG Thomas	
21	FW	KUOL Garang	
24	DF	KING Joel	
25	FW	CUMMINGS Jason	
26	MF	BACCUS Keanu	46'



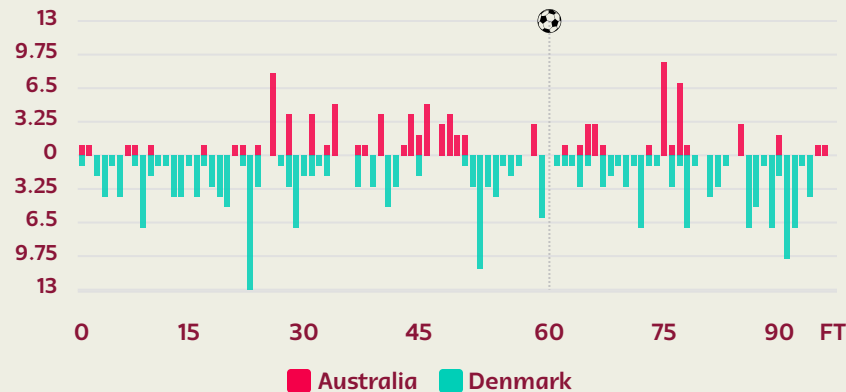
STARTING

SCHMEICHEL Kasper	GK	1	
ANDERSEN Joachim	DF	2	
70' MAEHLE Joakim	DF	5	
CHRISTENSEN Andreas	DF	6	
59' JENSEN Mathias	MF	7	
59' BRAITHWAITE Martin	FW	9	
(C) ERIKSEN Christian	MF	10	
69' SKOV OLSEN Andreas	MF	11	
46' KRISTENSEN Rasmus	DF	13	
HOJBJERG Pierre-Emile	MF	23	
LINDSTROM Jesper	MF	25	

SUBSTITUTES

CHRISTENSEN Oliver	GK	16	
RONNOW Frederik	GK	22	
NELSSON Victor	DF	3	
KJAER Simon	DF	4	
DELANEY Thomas	MF	8	
59' DOLBERG Kasper	FW	12	
59' DAMSGAARD Mikkel	MF	14	
NORGAARD Christian	MF	15	
STRYGER LARSEN Jens	DF	17	
WASS Daniel	DF	18	
WIND Jonas	FW	19	
YURARY POULSEN Yussuf	FW	20	
70' CORNELIUS Andreas	FW	21	
75' 69' SKOV Robert	MF	24	
46' BAH Alexander	DF	26	

Distribution in the Final Third



Match Summary - Key Statistics



Australia



Denmark



Possession

Total	24.5%	15%	60.5%	Total
1	Goals			0
8 (4)	Attempts at Goal (On Target)			14 (3)
286 (187)	Total Passes (Complete)			650 (567)
65 %	Pass Completion %			87 %
64	Completed Line Breaks			140
7	Defensive Line Breaks			17
93	Receptions in the Final Third			130
11	Crosses			32
24	Ball Progressions			14
341 (37)	Defensive Pressures Applied (Direct Pressures)			161 (31)
90	Forced Turnovers			74
72	Second Balls			88
119.8 km	Total Distance Covered			116.4 km
16.1 km	High Speed (Zone 4) Distance Covered			16 km



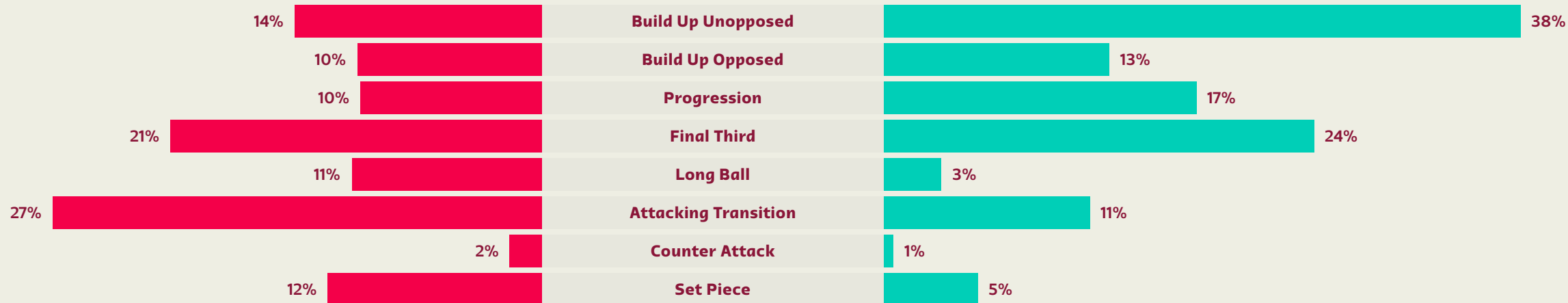
Australia

Phases of Play

Denmark



IN POSSESSION



OUT OF POSSESSION





FIFA WORLD CUP
Qatar 2022



IN POSSESSION

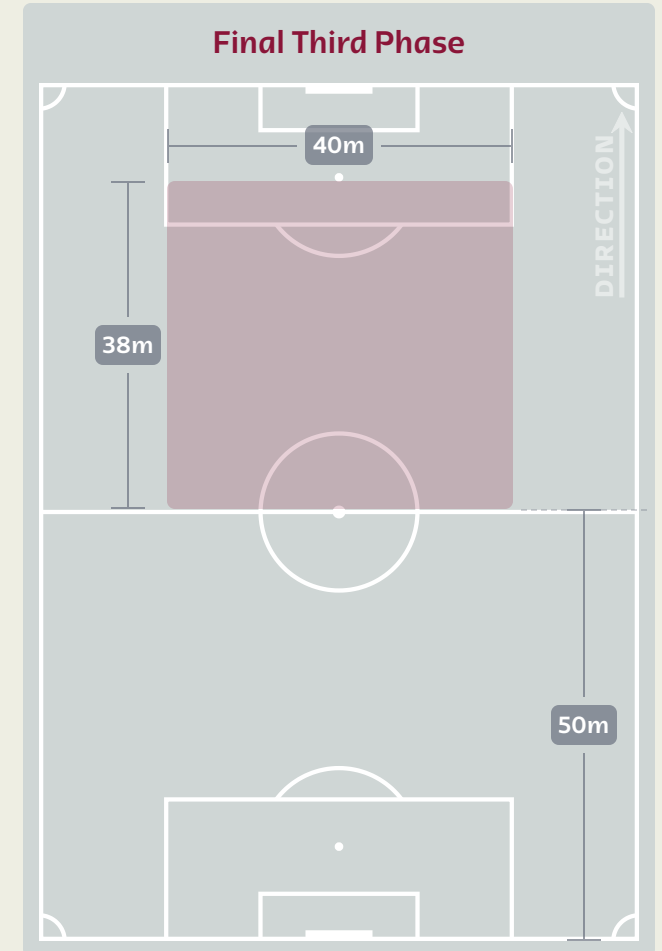
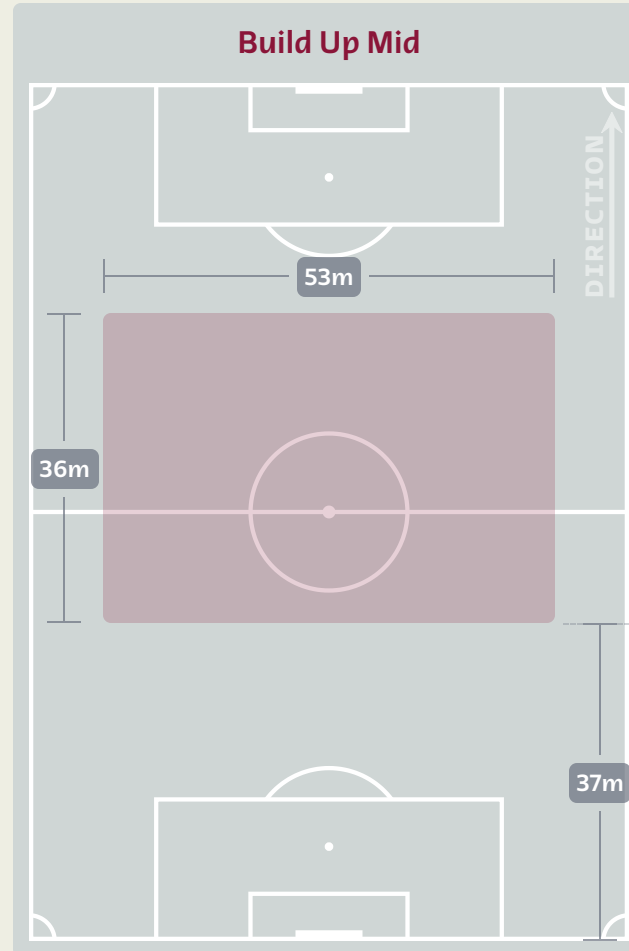
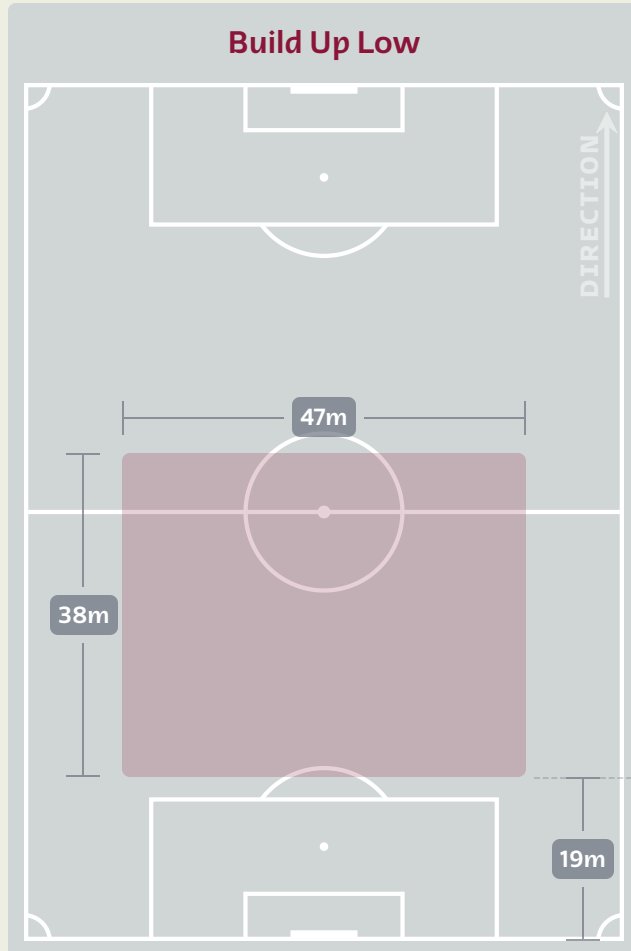


Australia v Denmark

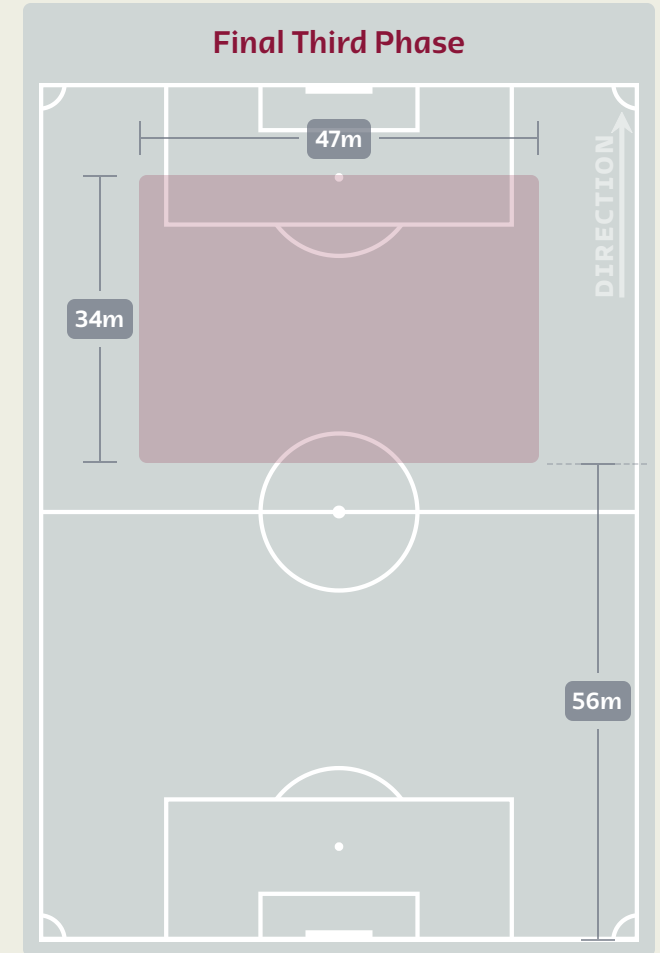
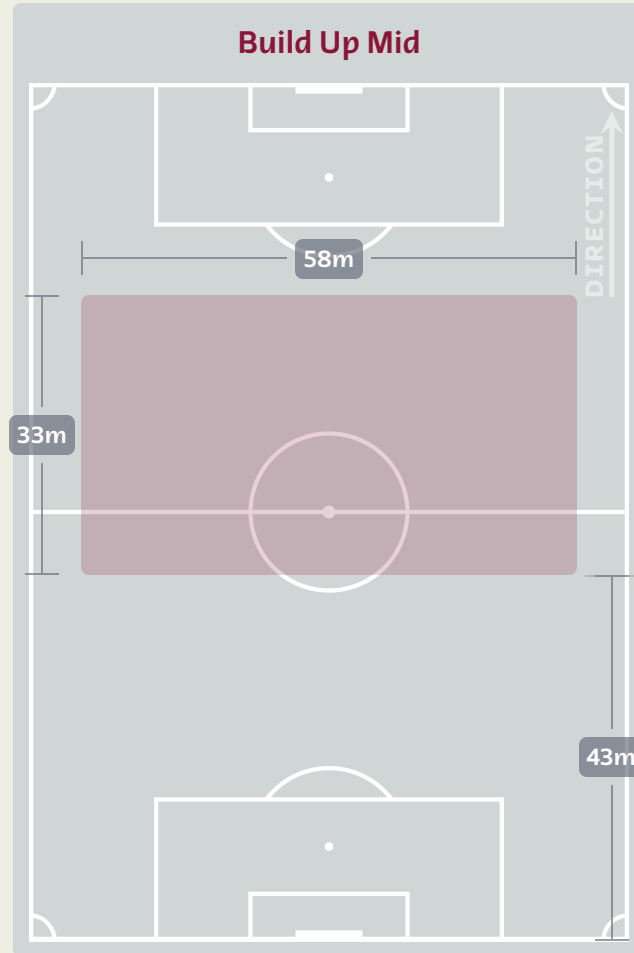
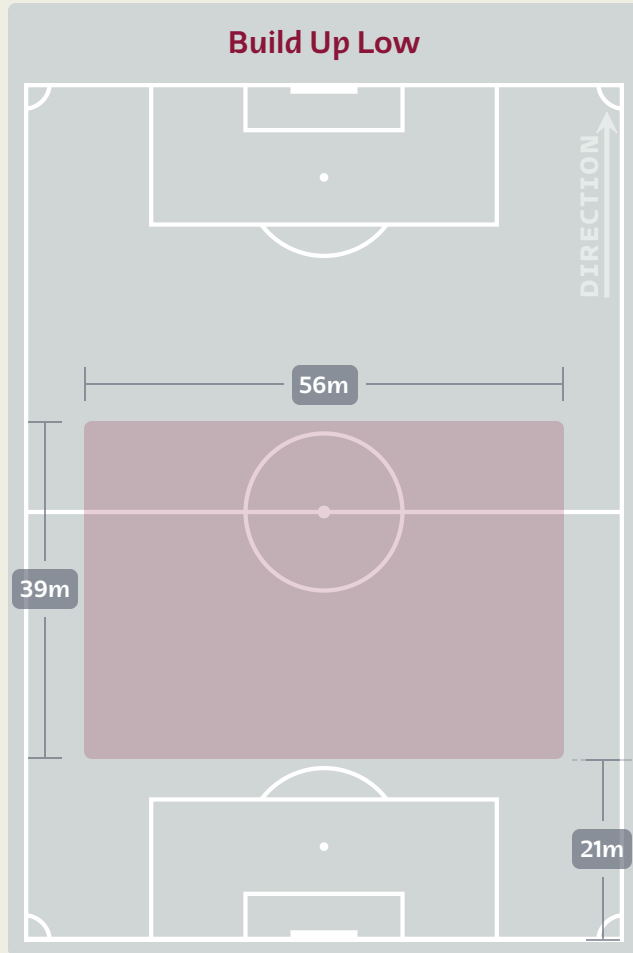


In Possession Line Height & Team Length

Australia



In Possession Line Height & Team Length



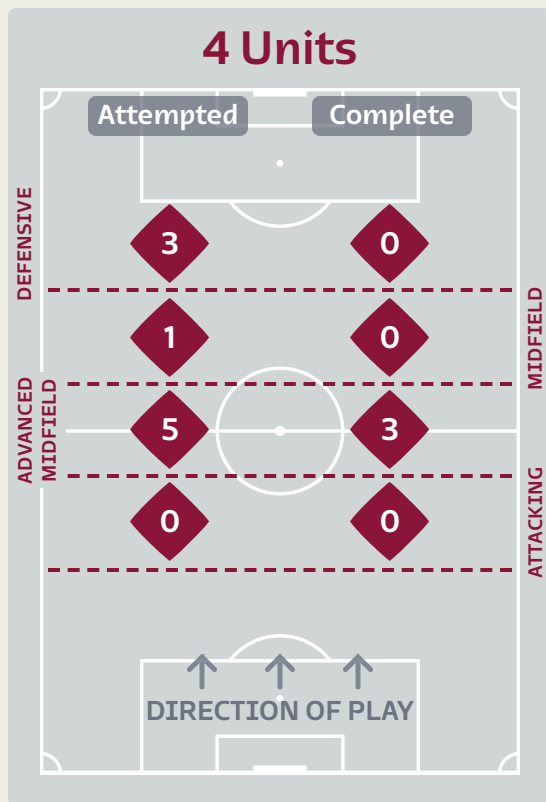
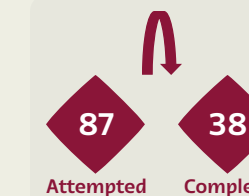
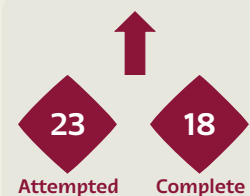
Line Breaks



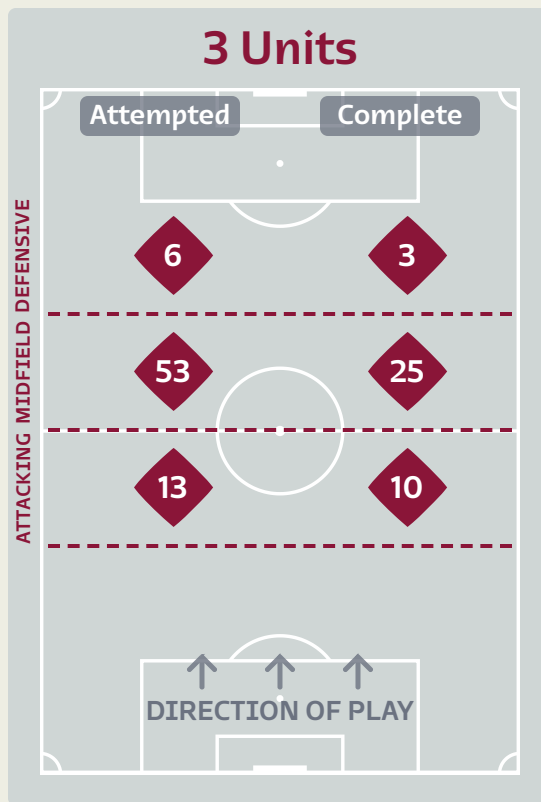
Australia

Attempted Line Breaks

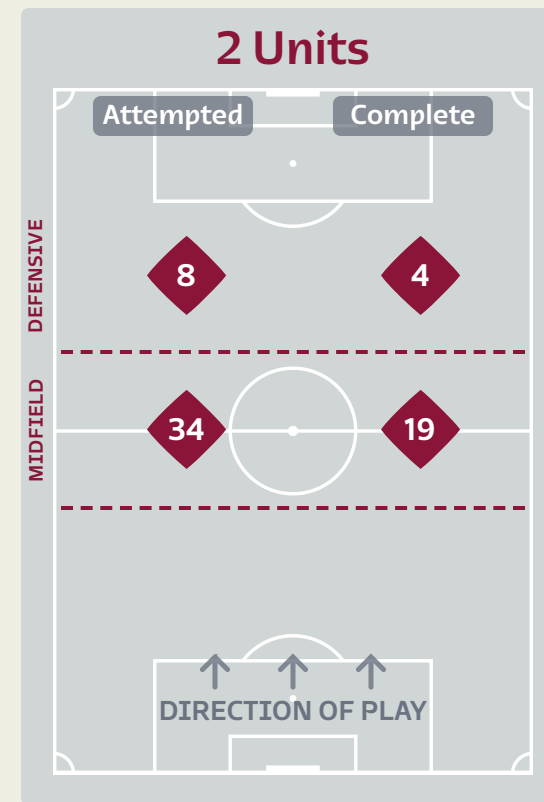
123



Attempted Line Breaks	9
Inside Shape	7
Outside Shape	2



Attempted Line Breaks	72
Inside Shape	50
Outside Shape	22



Attempted Line Breaks	42
Inside Shape	31
Outside Shape	11

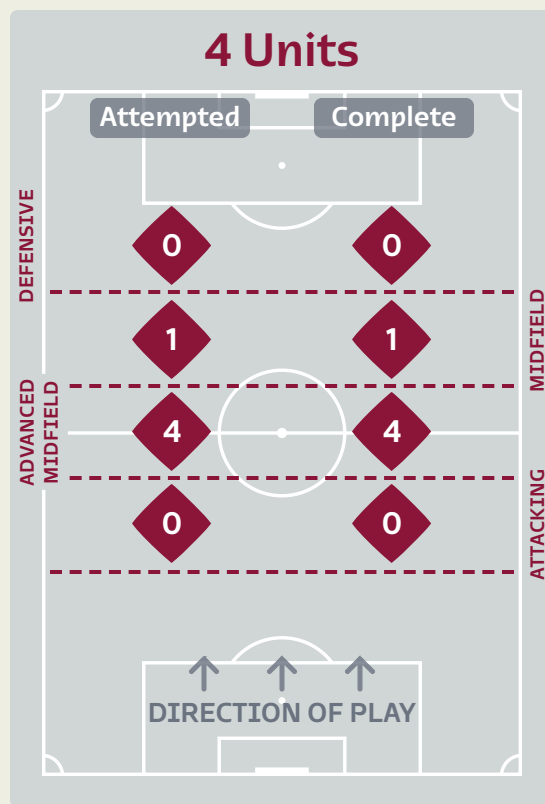
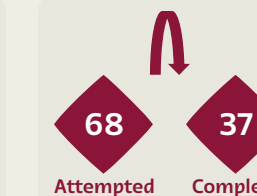

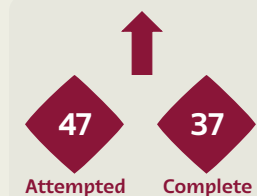
Line Breaks



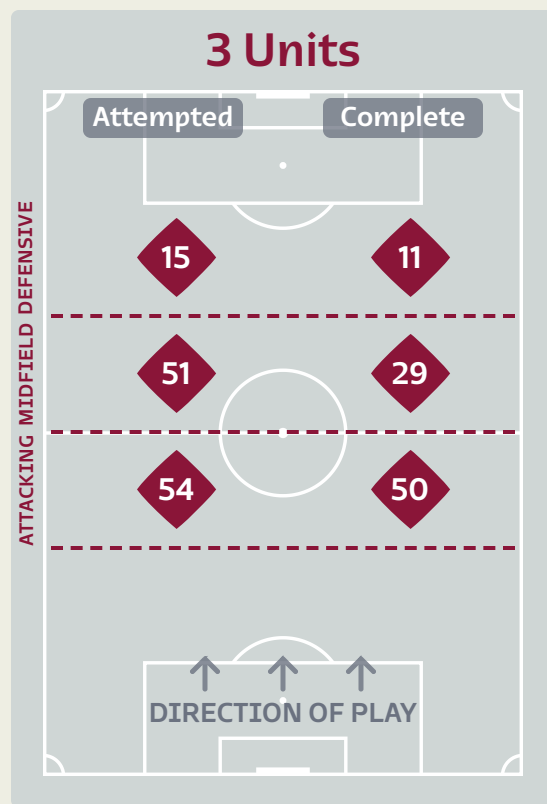
Denmark

Attempted Line Breaks

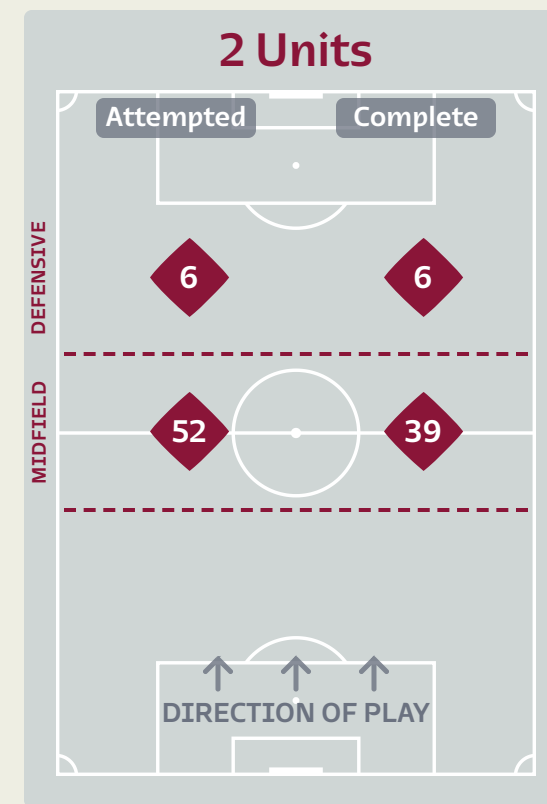
183



Attempted Line Breaks	5
Inside Shape	3
Outside Shape	2



Attempted Line Breaks	120
Inside Shape	61
Outside Shape	59



Attempted Line Breaks	58
Inside Shape	35
Outside Shape	23

Line Breaks

Australia



					4 Units				3 Units			2 Units		Direction			Distribution Type		
#	Player	Line Breaks Attempted	Line Breaks Completed	Line Break Completion %	Attacking Line	Attacking Midfield Line	Midfield Line	Defensive Line	Attacking Line	Midfield Line	Defensive Line	Midfield Line	Defensive Line	Through	Around	Over	Pass	Cross	Ball Progression
1	RYAN Mathew	28	14	50%	0	3	0	0	8	10	0	7	0	0	0	28	28	0	0
2	DEGENEK Milos	18	9	50%	0	1	0	0	1	4	1	10	1	2	3	13	18	0	0
4	ROWLES Kye	12	6	50%	0	0	0	1	1	8	0	2	0	5	2	5	12	0	0
7	LECKIE Mathew	5	3	60%	0	0	0	1	0	4	0	0	0	1	0	4	5	0	0
13	MOOY Aaron	15	7	46%	0	0	0	0	1	9	0	5	0	1	2	12	12	2	1
14	McGREE Riley	2	1	50%	0	0	1	0	0	0	0	0	1	1	0	1	2	0	0
15	DUKE Mitchell	7	4	57%	0	0	0	0	0	2	1	0	4	4	0	3	7	0	0
16	BEHICH Aziz	12	6	50%	0	1	0	0	0	5	1	4	1	2	2	8	10	0	2
19	SOUTTAR Harry	6	2	33%	0	0	0	0	0	3	0	3	0	2	0	4	6	0	0
22	IRVINE Jackson	6	6	100%	0	0	0	0	2	2	1	1	0	1	2	3	6	0	0
23	GOODWIN Craig	4	2	50%	0	0	0	0	0	3	0	0	1	1	0	3	4	0	0
8	WRIGHT Bailey	3	2	66%	0	0	0	0	0	1	2	0	0	0	0	3	3	0	0
9	MACLAREN Jamie	1	0	0%	0	0	0	1	0	0	0	0	0	1	0	0	1	0	0
10	HRUSTIC Ajdin	0	0	0%	0	0	0	0	0	0	0	0	0	0	0	0	0	0	0
26	BACCUS Keanu	4	2	50%	0	0	0	0	0	2	0	2	0	2	2	0	2	0	2

Line Breaks



					4 Units				3 Units			2 Units		Direction			Distribution Type		
#	Player	Line Breaks Attempted	Line Breaks Completed	Line Break Completion %	Attacking Line	Attacking Midfield Line	Midfield Line	Defensive Line	Attacking Line	Midfield Line	Defensive Line	Midfield Line	Defensive Line	Through	Around	Over	Pass	Cross	Ball Progression
1	SCHMEICHEL Kasper	12	6	50%	0	1	0	0	2	7	0	2	0	1	0	11	12	0	0
2	ANDERSEN Joachim	41	29	70%	0	0	0	0	16	13	6	5	1	6	17	18	41	0	0
5	MAEHLE Joakim	13	8	61%	0	0	1	0	3	5	2	2	0	3	5	5	13	0	0
6	CHRISTENSEN Andreas	20	19	95%	0	0	0	0	13	2	0	5	0	4	11	5	20	0	0
7	JENSEN Mathias	4	3	75%	0	0	0	0	0	1	0	3	0	3	1	0	4	0	0
9	BRAITHWAITE Martin	2	1	50%	0	0	0	0	0	0	1	1	0	0	0	2	2	0	0
10	ERIKSEN Christian	19	17	89%	0	1	0	0	0	4	1	12	1	8	3	8	18	1	0
11	SKOV OLSEN Andreas	6	3	50%	0	0	0	0	0	4	1	1	0	2	3	1	6	0	0
13	KRISTENSEN Rasmus	15	14	93%	0	1	0	0	6	5	1	1	1	3	9	3	15	0	0
23	HOJBJERG Pierre-Emile	23	19	82%	0	1	0	0	8	5	0	9	0	7	8	8	23	0	0
25	LINDSTROM Jesper	8	8	100%	0	0	0	0	0	3	2	1	2	5	3	0	5	0	3
12	DOLBERG Kasper	0	0	0%	0	0	0	0	0	0	0	0	0	0	0	0	0	0	0
14	DAMSGAARD Mikkel	4	3	75%	0	0	0	0	1	0	1	2	0	1	2	1	4	0	0
21	CORNELIUS Andreas	0	0	0%	0	0	0	0	0	0	0	0	0	0	0	0	0	0	0
24	SKOV Robert	2	2	100%	0	0	0	0	0	0	0	2	0	0	2	0	2	0	0
26	BAH Alexander	14	8	57%	0	0	0	0	5	2	0	6	1	4	4	6	11	3	0

Passing Networks



#	Passes From ↓ to →	RYAN Mathew	DEGENEK Milos	ROWLES Kye	LECKIE Mathew	MOOY Aaron	McGREE Riley	DUKE Mitchell	BEHICH Aziz	SOUTTAR Harry	IRVINE Jackson	GOODWIN Craig	WRIGHT Bailey	MACLAREN Jamie	HRUSTIC Ajdin	BACCUS Keanu
1	RYAN Mathew	1	2	5	4	2	2	2	1	3	0	1	0	0	0	0
2	DEGENEK Milos	3	1	0	2	2	0	0	1	0	0	1	1	0	0	0
4	ROWLES Kye	4	0	1	2	2	0	0	4	2	1	4	0	0	0	0
7	LECKIE Mathew	0	2	1	1	1	3	2	1	1	1	1	0	0	0	0
13	MOOY Aaron	2	4	4	2	1	3	0	0	2	1	1	0	0	0	1
14	McGREE Riley	0	2	0	2	0	1	2	0	0	0	2	0	0	0	0
15	DUKE Mitchell	0	1	0	2	2	1	1	3	0	0	2	0	0	0	0
16	BEHICH Aziz	2	0	4	1	3	1	1	1	0	2	1	1	0	0	0
19	SOUTTAR Harry	0	3	0	0	1	2	0	0	1	0	0	0	0	0	0
22	IRVINE Jackson	0	1	2	2	3	1	2	3	0	1	1	0	0	0	0
23	GOODWIN Craig	0	0	1	0	1	1	2	4	0	1	1	0	0	0	0
8	WRIGHT Bailey	0	0	0	0	0	0	0	0	0	0	0	1	0	0	1
9	MACLAREN Jamie	0	0	0	0	0	0	0	0	0	0	0	0	1	0	2
10	HRUSTIC Ajdin	0	0	0	0	0	0	0	1	0	0	0	0	0	1	0
26	BACCUS Keanu	0	0	0	2	2	0	1	1	0	0	0	0	0	0	1

Top 5 Player to Player Passers		
Player	Passed To	% of Total Team Passes
RYAN Mathew	ROWLES Kye	3%
RYAN Mathew	LECKIE Mathew	2.4%
ROWLES Kye	RYAN Mathew	2.4%
ROWLES Kye	BEHICH Aziz	2.4%
ROWLES Kye	GOODWIN Craig	2.4%

Passing Networks


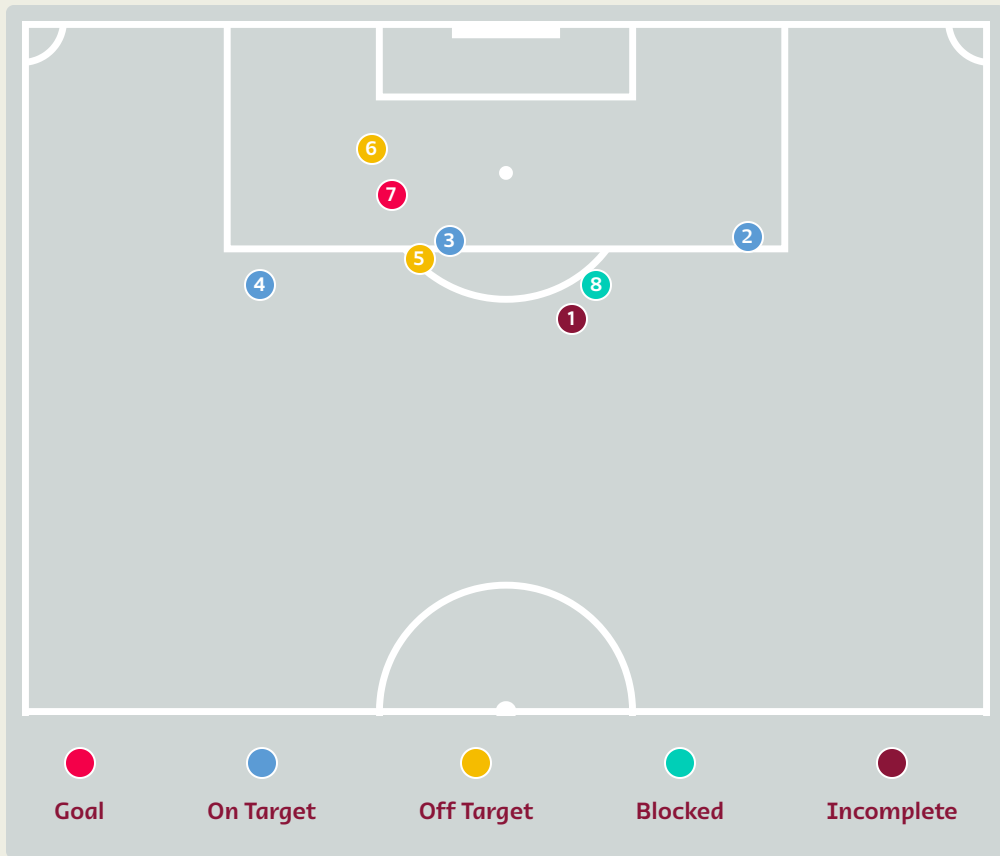


#	Passes From ↓ to →	SCHMEICHEL Kasper	ANDERSEN Joachim	MAEHLE Joakim	CHRISTENSEN Andreas	JENSEN Mathias	BRAITHWAITE Martin	ERIKSEN Christian	SKOV OLSEN Andreas	KRISTENSEN Rasmus	HOJBJERG Pierre-Emile	LINDSTROM Jesper	DOLBERG Kasper	DAMSGAARD Mikkel	CORNELIUS Andreas	SKOV Robert	BAH Alexander
1	SCHMEICHEL Kasper	10	8	1	9	2	0	2	0	0	4	1	0	0	1	1	1
2	ANDERSEN Joachim	10	10	2	28	4	0	3	4	9	10	4	0	2	1	0	12
5	MAEHLE Joakim	0	1	10	5	3	2	8	0	1	4	5	0	1	0	0	0
6	CHRISTENSEN Andreas	5	26	14	10	4	1	8	2	2	11	2	0	0	1	6	5
7	JENSEN Mathias	0	4	0	1	10	1	3	8	5	1	1	0	0	0	0	1
9	BRAITHWAITE Martin	0	1	1	0	2	10	2	1	1	2	1	0	0	0	0	0
10	ERIKSEN Christian	2	6	9	13	0	2	10	2	1	5	5	0	1	0	4	5
11	SKOV OLSEN Andreas	1	3	0	0	1	0	2	10	9	1	0	1	1	0	0	0
13	KRISTENSEN Rasmus	0	12	0	0	5	1	0	7	10	4	1	0	0	0	0	0
23	HOJBJERG Pierre-Emile	3	13	3	11	4	0	13	4	2	10	4	2	2	1	1	2
25	LINDSTROM Jesper	0	0	5	2	1	1	4	0	1	1	10	1	0	0	0	0
12	DOLBERG Kasper	0	0	0	0	0	0	0	0	0	1	2	10	0	0	1	0
14	DAMSGAARD Mikkel	0	1	0	2	0	0	1	1	0	1	1	1	10	0	2	1
21	CORNELIUS Andreas	0	0	0	0	0	0	1	0	0	0	1	1	0	10	2	1
24	SKOV Robert	0	1	0	3	0	0	5	0	0	4	0	1	1	0	10	0
26	BAH Alexander	1	11	0	0	2	0	2	3	0	3	0	0	2	1	0	10

Top 5 Player to Player Passers		
Player	Passed To	% of Total Team Passes
ANDERSEN Joachim	CHRISTENSEN Andreas	5.2%
CHRISTENSEN Andreas	ANDERSEN Joachim	4.8%
CHRISTENSEN Andreas	MAEHLE Joakim	2.6%
ERIKSEN Christian	CHRISTENSEN Andreas	2.4%
HOJBJERG Pierre-Emile	ERIKSEN Christian	2.4%

Attempts at Goal

Australia



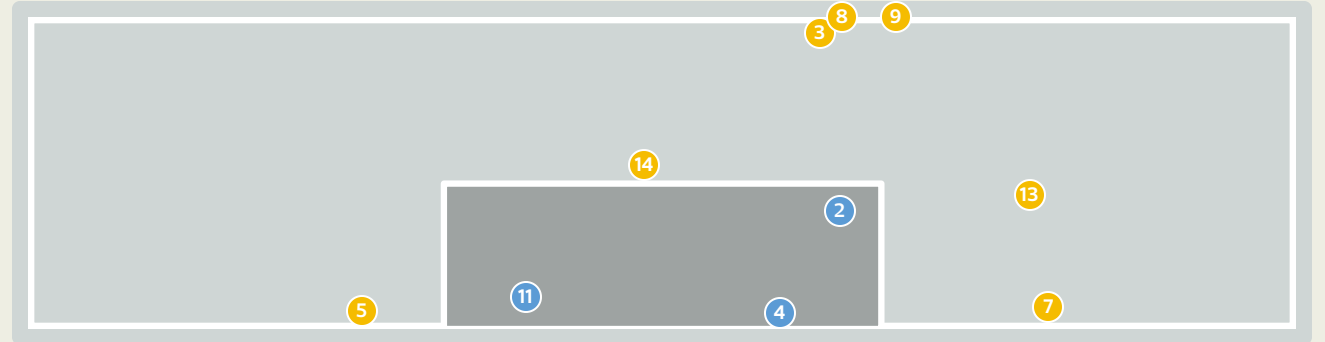
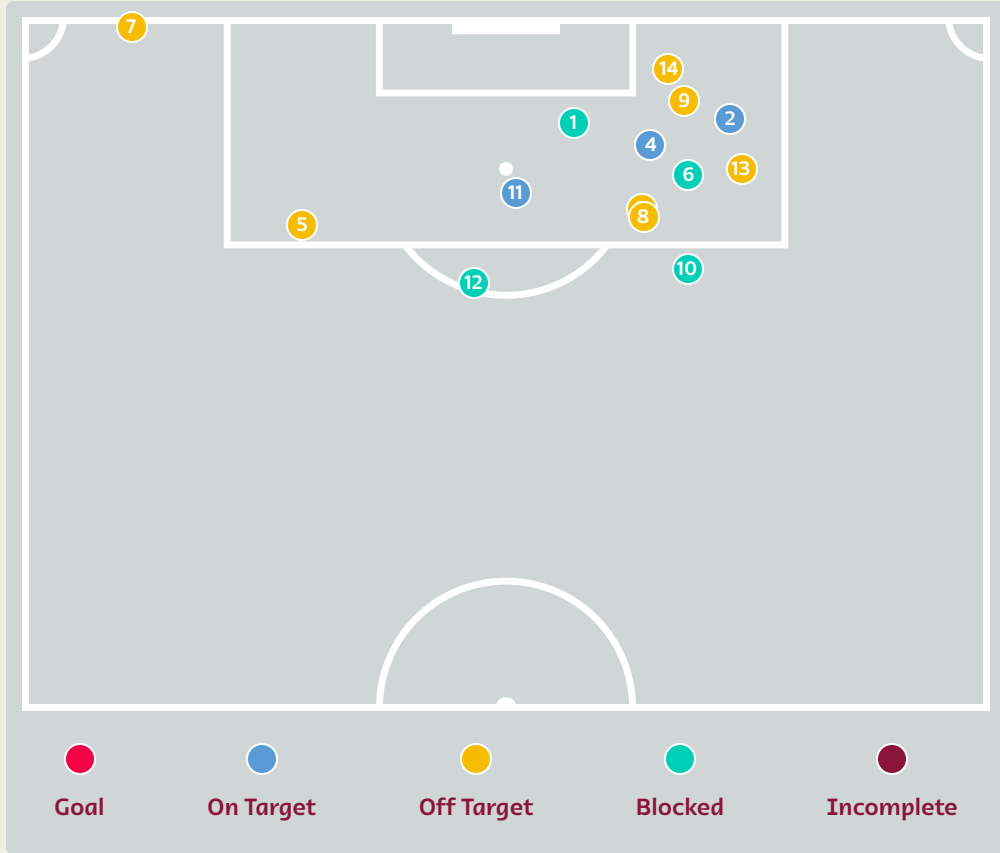
Key	Outcome	Shots
●	Goals	1
●	On Target	3
●	Off Target	2
●	Blocked	1
●	Incomplete	1

Attempts at Goal

Australia

Time	Player	Outcome	Body Part	Delivery Type
2	14 McGREE Riley	Incomplete	Left Foot	Pass
21	14 McGREE Riley	On Target - Saved	Left Foot	Pass
31	15 DUKE Mitchell	On Target - Saved	Head	Pass
40	15 DUKE Mitchell	On Target - Saved	Right Foot	Pass
46	16 BEHICH Aziz	Deflected Off Target - Defensive Event	Right Foot	Loose Ball
47	22 IRVINE Jackson	Off Target	Left Foot	Cross
59	7 LECKIE Mathew	On Target - Goal	Left Foot	Ball Progression
84	26 BACCUS Keanu	Incomplete - Blocked	Right Foot	Other

Attempts at Goal



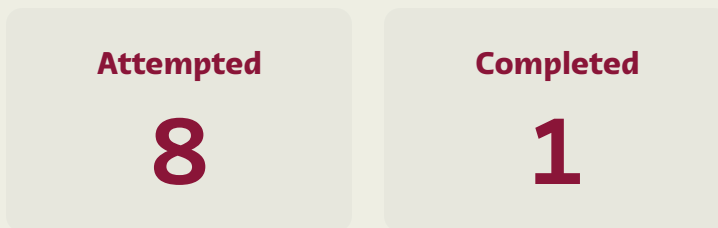
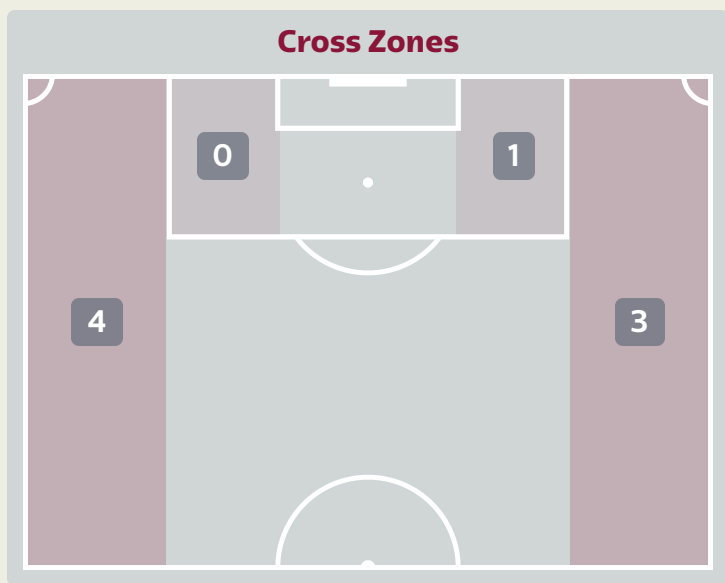
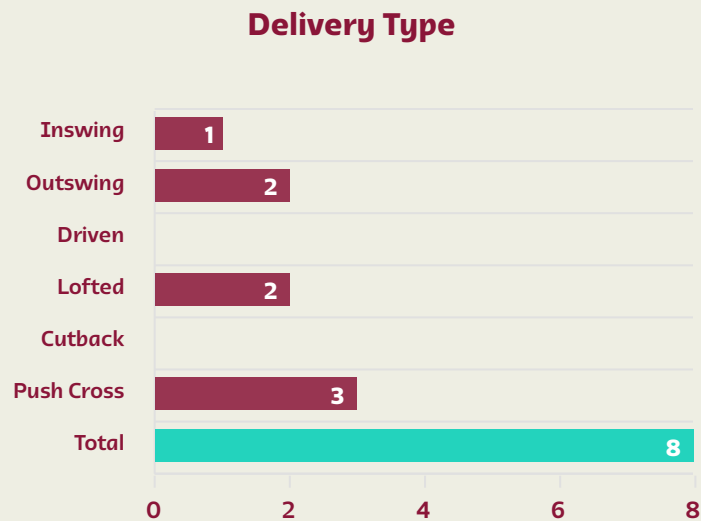
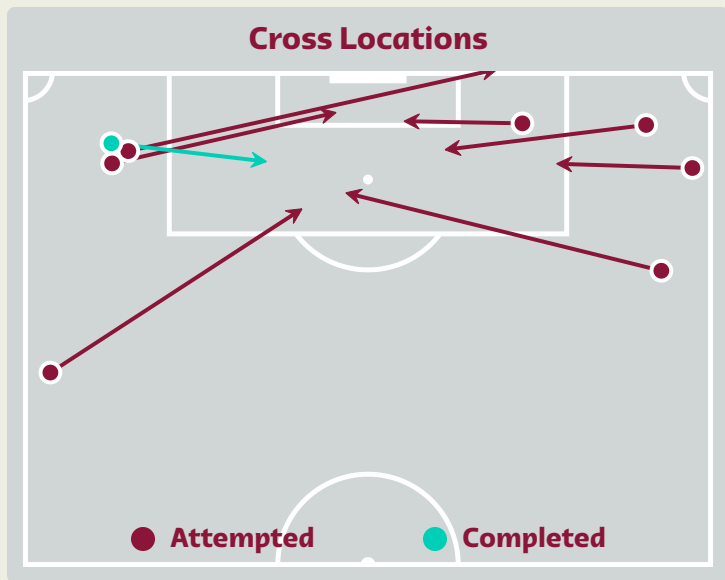
Key	Outcome	Shots
●	Goals	0
●	On Target	3
●	Off Target	7
●	Blocked	4
●	Incomplete	0

Attempts at Goal



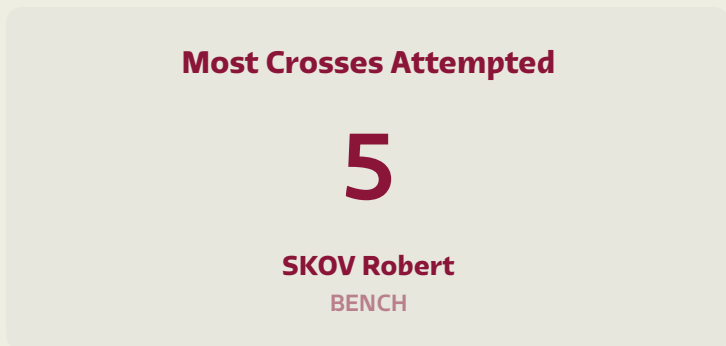
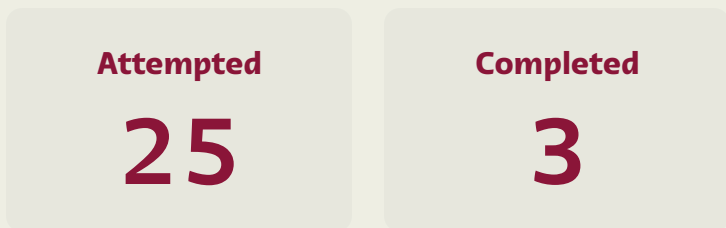
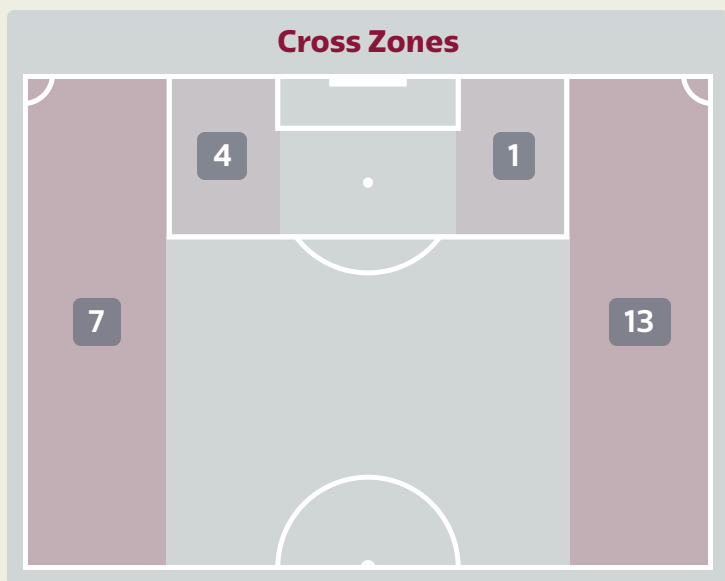
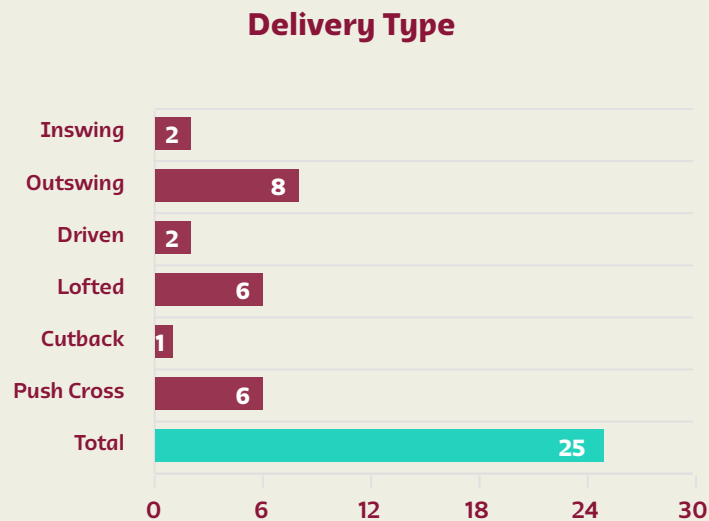
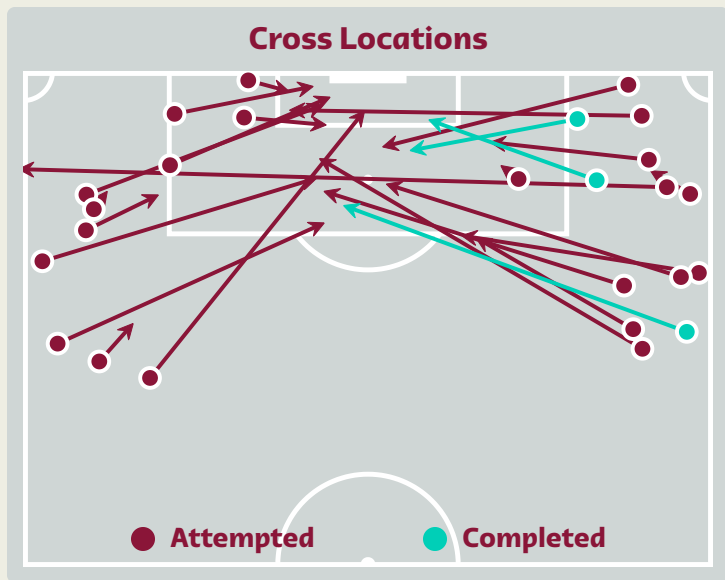
Time	Player	Outcome	Body Part	Delivery Type
10	25 LINDSTROM Jesper	Incomplete - Blocked	Right Foot	Cross
10	7 JENSEN Mathias	On Target - Saved	Right Foot	Pass
13	11 SKOV OLSEN Andreas	Off Target	Right Foot	Pass
24	11 SKOV OLSEN Andreas	On Target - Saved	Right Foot	Pass
28	10 ERIKSEN Christian	Off Target	Right Foot	Pass
51	11 SKOV OLSEN Andreas	Incomplete - Blocked	Left Foot	Pass
57	10 ERIKSEN Christian	Off Target	Right Foot	Freekick
68	11 SKOV OLSEN Andreas	Deflected Off Target - Defensive Event	Left Foot	Pass
68	2 ANDERSEN Joachim	Off Target	Head	Corner
76	26 BAH Alexander	Incomplete - Blocked	Right Foot	Pass
76	12 DOLBERG Kasper	On Target - Saved	Left Foot	Loose Ball
81	25 LINDSTROM Jesper	Incomplete - Blocked	Right Foot	Pass
87	26 BAH Alexander	Off Target	Right Foot	Loose Ball
94	21 CORNELIUS Andreas	Off Target	Head	Corner

Crosses (Open Play)



#	Player	Inswing	Outswing	Driven	Lofted	Cutback	Push Cross	Total Attempted
1	RYAN Mathew	0	0	0	0	0	0	0
2	DEGENEK Milos	0	0	0	0	0	0	0
4	ROWLES Kye	0	0	0	0	0	0	0
7	LECKIE Mathew	0	0	0	1	0	0	1
13	MOOY Aaron	0	1	0	0	0	0	1
14	McGREE Riley	1	0	0	0	0	1	2
15	DUKE Mitchell	0	0	0	0	0	1	1
16	BEHICH Aziz	0	0	0	1	0	0	1
19	SOUTTAR Harry	0	0	0	0	0	0	0
22	IRVINE Jackson	0	0	0	0	0	0	0
23	GOODWIN Craig	0	1	0	0	0	1	2
8	WRIGHT Bailey	0	0	0	0	0	0	0
9	MACLAREN Jamie	0	0	0	0	0	0	0
10	HRUSTIC Ajdin	0	0	0	0	0	0	0
26	BACCUS Keanu	0	0	0	0	0	0	0

Crosses (Open Play)



#	Player	Inswing	Outswing	Driven	Lofted	Cutback	Push Cross	Total Attempted
1	SCHMEICHEL Kasper	0	0	0	0	0	0	0
2	ANDERSEN Joachim	0	1	0	0	0	0	1
5	MAEHLE Joakim	0	0	0	1	0	1	2
6	CHRISTENSEN Andreas	0	0	0	0	0	0	0
7	JENSEN Mathias	0	1	0	1	0	0	2
9	BRAITHWAITE Martin	0	0	0	0	0	0	0
10	ERIKSEN Christian	1	1	0	0	0	1	3
11	SKOV OLSEN Andreas	0	0	1	0	1	1	3
13	KRISTENSEN Rasmus	0	0	0	0	0	1	1
23	HOJBJERG Pierre-Emile	0	0	0	0	0	0	0
25	LINDSTROM Jesper	0	1	0	0	0	2	3
12	DOLBERG Kasper	0	0	0	0	0	0	0
14	DAMSGAARD Mikkel	0	0	0	0	0	0	0
21	CORNELIUS Andreas	1	0	0	0	0	0	1
24	SKOV Robert	0	0	1	4	0	0	5
26	BAH Alexander	0	4	0	0	0	0	4

Offering to Receive



302
Total Offers Made

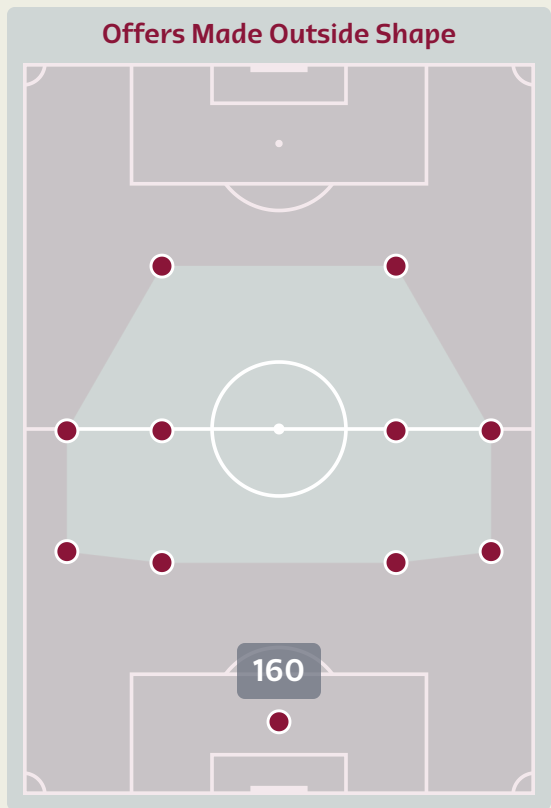
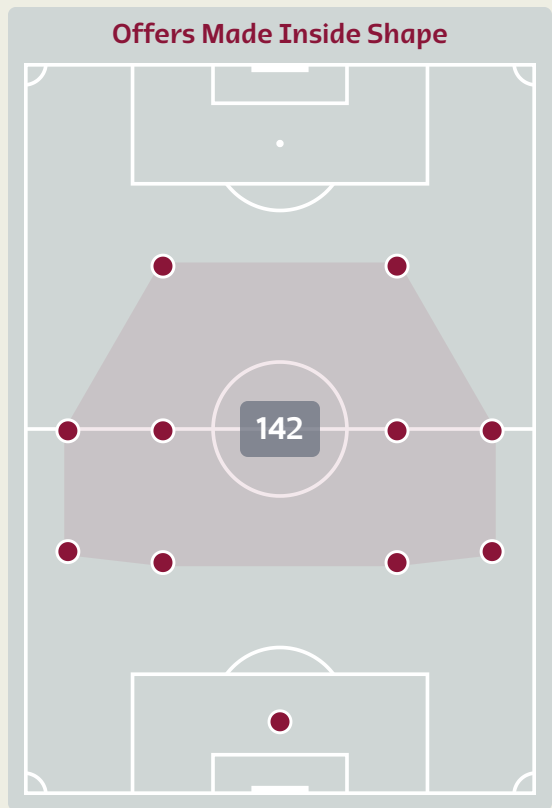
84
Total Offers Received

Most Offers
42
LECKIE Mathew
RIGHT MIDFIELD

143
Offers Made in Final Third

98
Offers Made in Middle Third

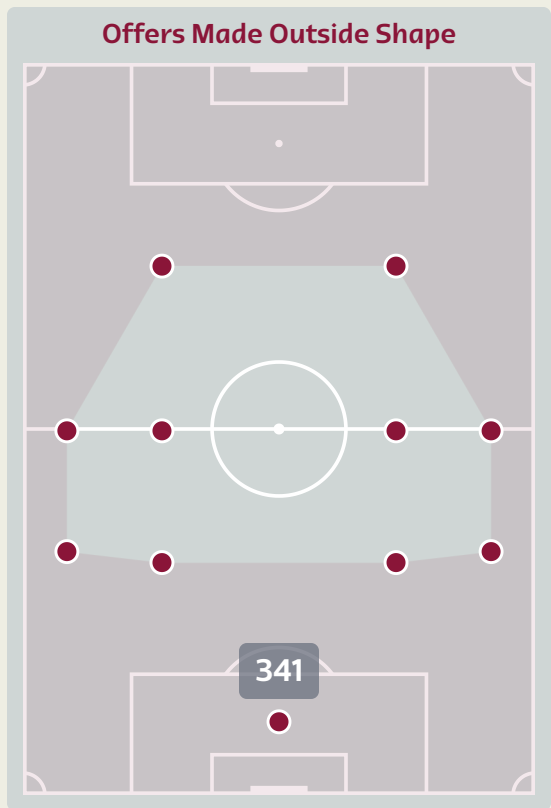
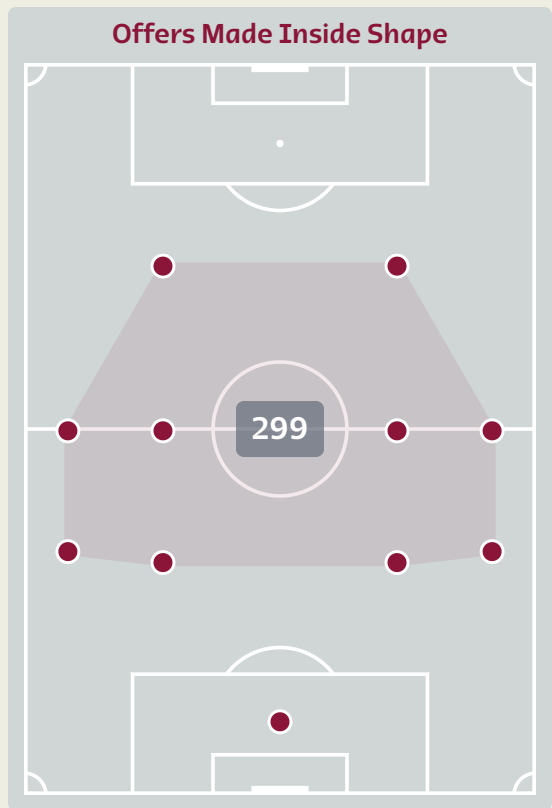
61
Offers Made in Defensive Third



#	Player	Offers Made	Offers Received	% Made & Received
1	RYAN Mathew	10	7	70%
2	DEGENEK Milos	24	7	29.2%
4	ROWLES Kye	27	9	33.3%
7	LECKIE Mathew	42	11	26.2%
13	MOOY Aaron	24	5	20.8%
14	McGREE Riley	35	8	22.9%
15	DUKE Mitchell	34	7	20.6%
16	BEHICH Aziz	10	4	40%
19	SOUTTAR Harry	14	3	21.4%
22	IRVINE Jackson	37	9	24.3%
23	GOODWIN Craig	22	11	50%
8	WRIGHT Bailey	0	0	0%
9	MACLAREN Jamie	7	1	14.3%
10	HRUSTIC Ajdin	2	0	0%
26	BACCUS Keanu	14	2	14.3%



Offering to Receive



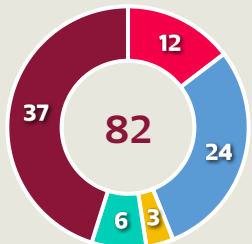
#	Player	Offers Made	Offers Received	% Made & Received
1	SCHMEICHEL Kasper	18	10	55.6%
2	ANDERSEN Joachim	58	34	58.6%
5	MAEHLE Joakim	43	14	32.6%
6	CHRISTENSEN Andreas	31	13	41.9%
7	JENSEN Mathias	77	20	26%
9	BRAITHWAITE Martin	29	7	24.1%
10	ERIKSEN Christian	65	22	33.8%
11	SKOV OLSEN Andreas	56	20	35.7%
13	KRISTENSEN Rasmus	30	10	33.3%
23	HOJBJERG Pierre-Emile	41	16	39%
25	LINDSTROM Jesper	82	24	29.3%
12	DOLBERG Kasper	5	1	20%
14	DAMSGAARD Mikkel	41	9	22%
21	CORNELIUS Andreas	11	0	0%
24	SKOV Robert	15	10	66.7%
26	BAH Alexander	38	19	50%

Movement to Receive

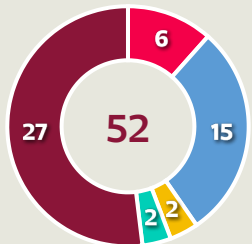


Movement Types by Phase

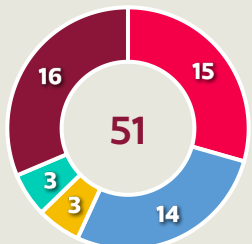
Final Third Phase



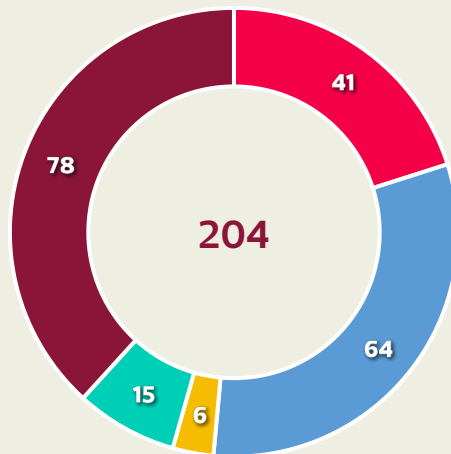
Progression Phase



Build Up Phase



All Movement Types

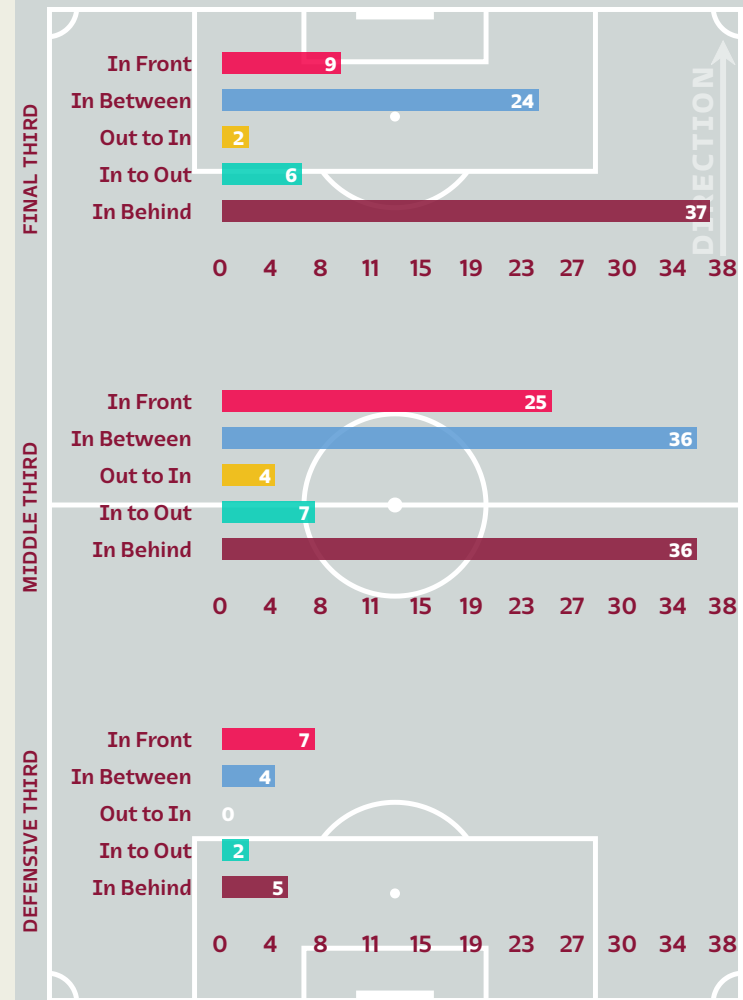


- In Front
- In Between
- Out to In
- In to Out
- In Behind

Top Ranked Players

Type	Player	Movements
In Front	13 MOOY Aaron	11
In Between	22 IRVINE Jackson	16
Out to In	15 DUKE Mitchell	2
In to Out	22 IRVINE Jackson	5
In Behind	15 DUKE Mitchell	20

Movement Types Pitch Third

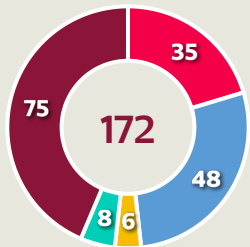




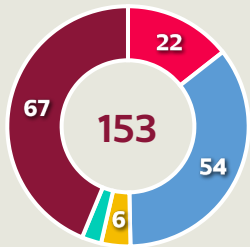
Movement to Receive

Movement Types by Phase

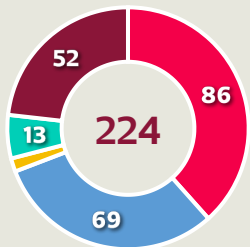
Final Third Phase



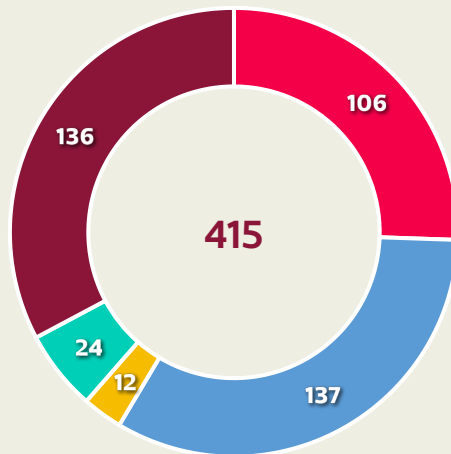
Progression Phase



Build Up Phase



All Movement Types

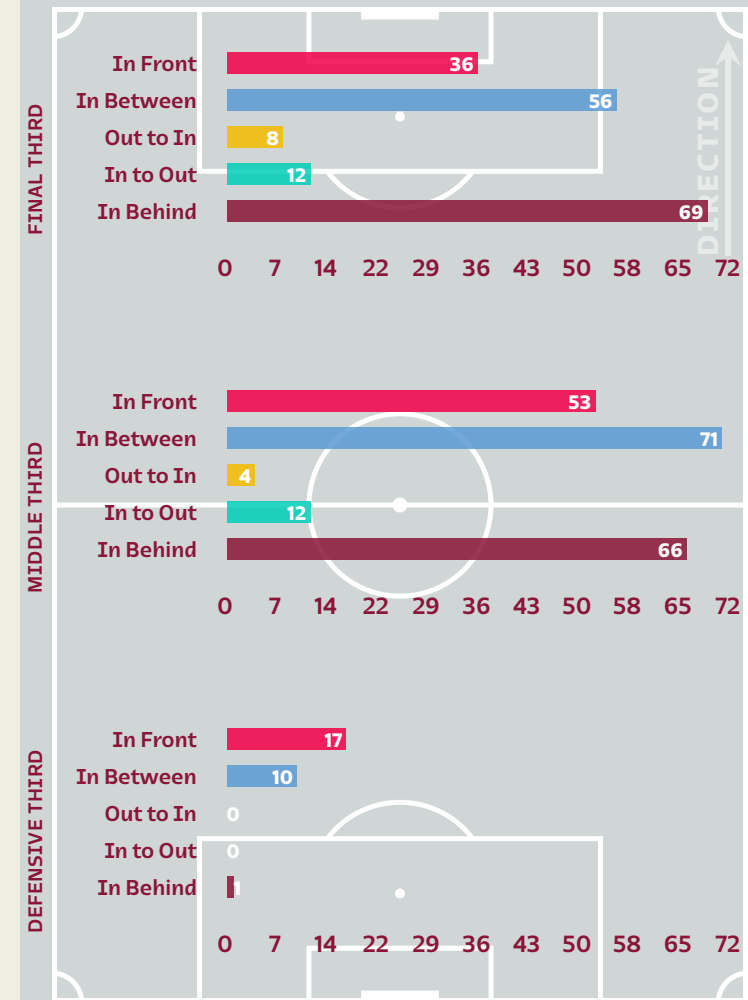


- In Front
- In Between
- Out to In
- In to Out
- In Behind

Top Ranked Players

Type	Player	Movements
In Front	10 ERIKSEN Christian	24
In Between	7 JENSEN Mathias	31
Out to In	11 SKOV OLSEN Andreas	4
In to Out	7 JENSEN Mathias	8
In Behind	25 LINDSTROM Jesper	27

Movement Types Pitch Third





FIFA WORLD CUP
Qatar 2022



OUT OF POSSESSION



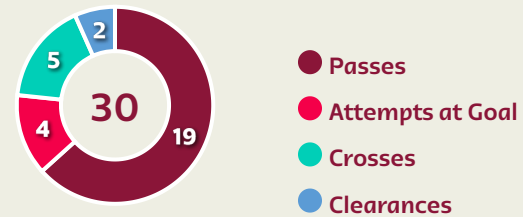
Australia v Denmark



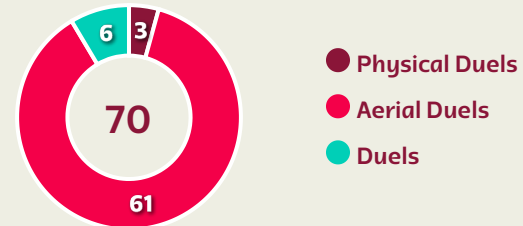
Defensive Actions



Blocks



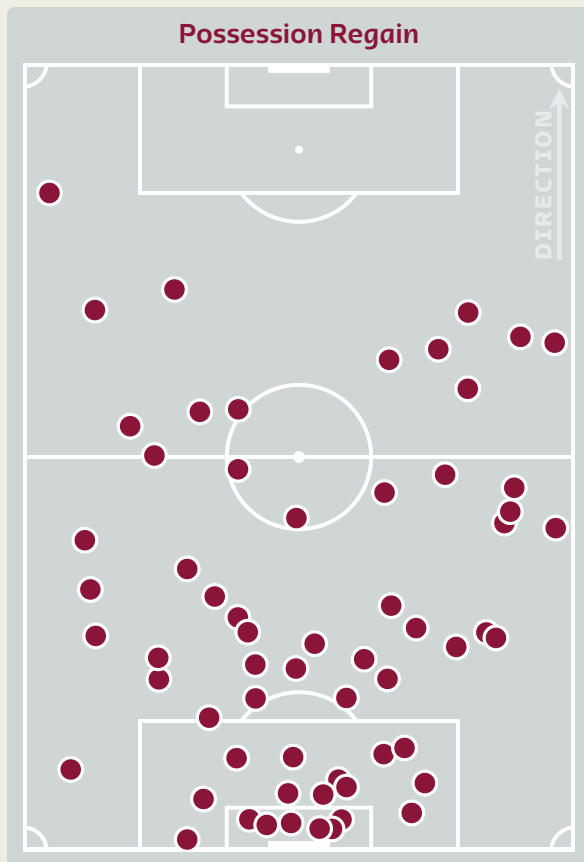
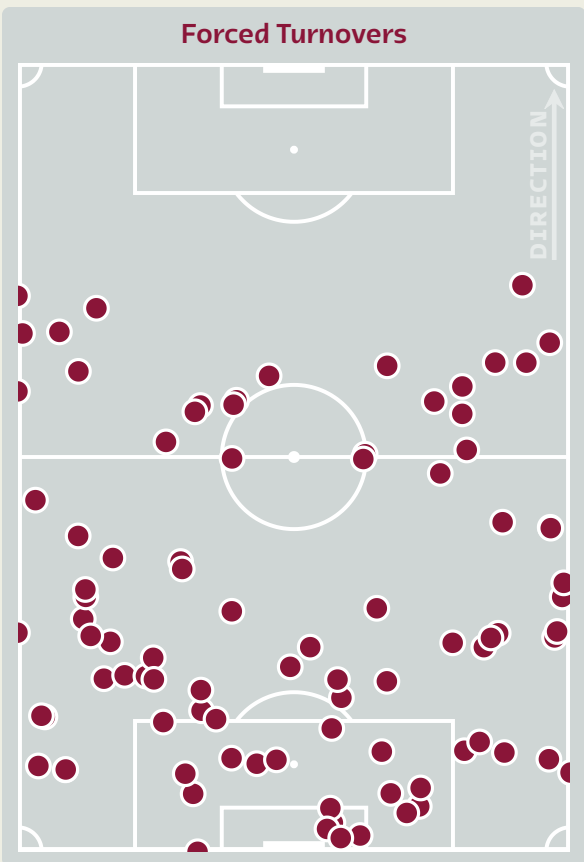
Possession Contests



Most Possession Regains

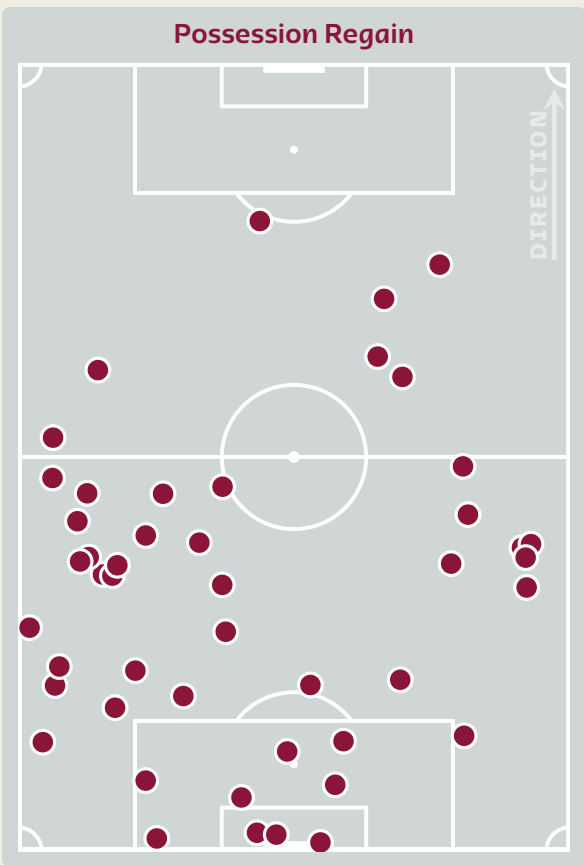
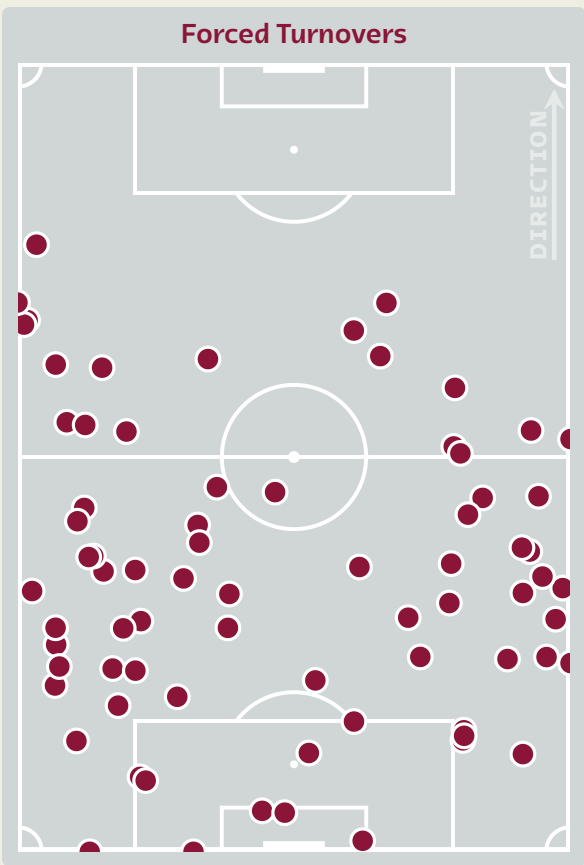
13
SOUTTAR Harry
RIGHT CENTRE BACK

#	Player	Total Possession Regains
1	RYAN Mathew	9
2	DEGENEK Milos	10
4	ROWLES Kye	9
7	LECKIE Mathew	2
13	MOOY Aaron	4
14	McGREE Riley	2
15	DUKE Mitchell	3
16	BEHICH Aziz	2
19	SOUTTAR Harry	13
22	IRVINE Jackson	10
23	GOODWIN Craig	0
8	WRIGHT Bailey	2
9	MACLAREN Jamie	0
10	HRUSTIC Ajdin	0
26	BACCUS Keanu	1

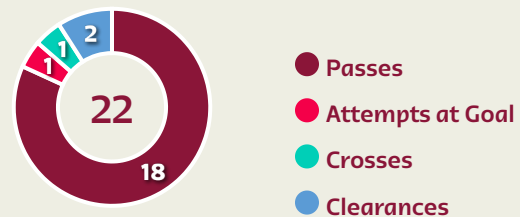




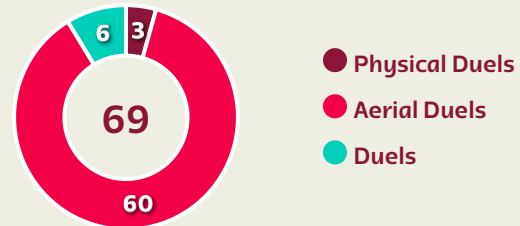
Defensive Actions



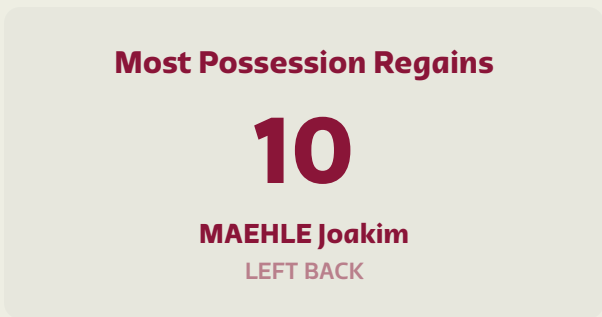
Blocks



Possession Contests



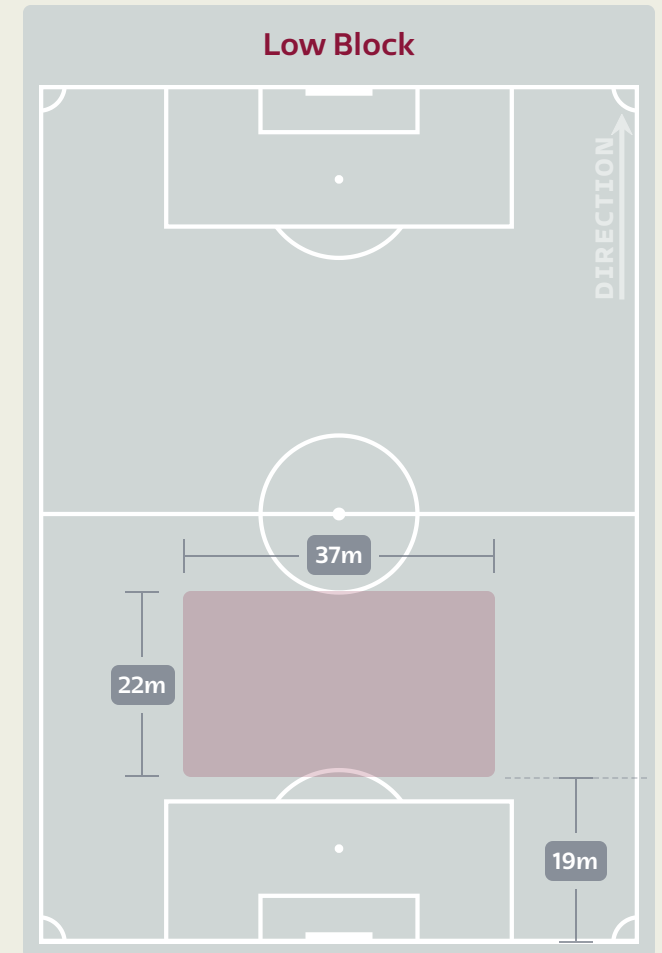
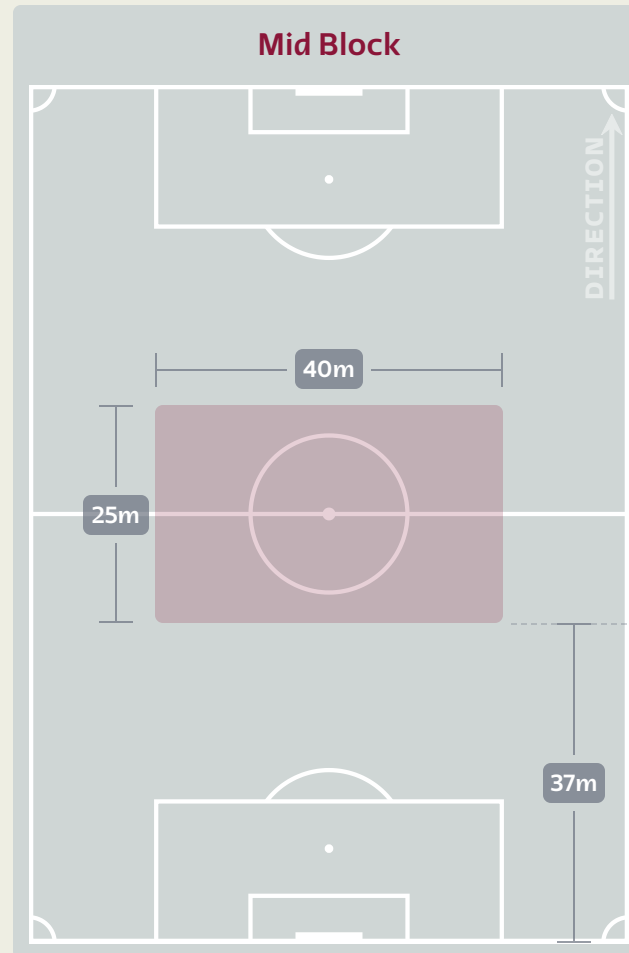
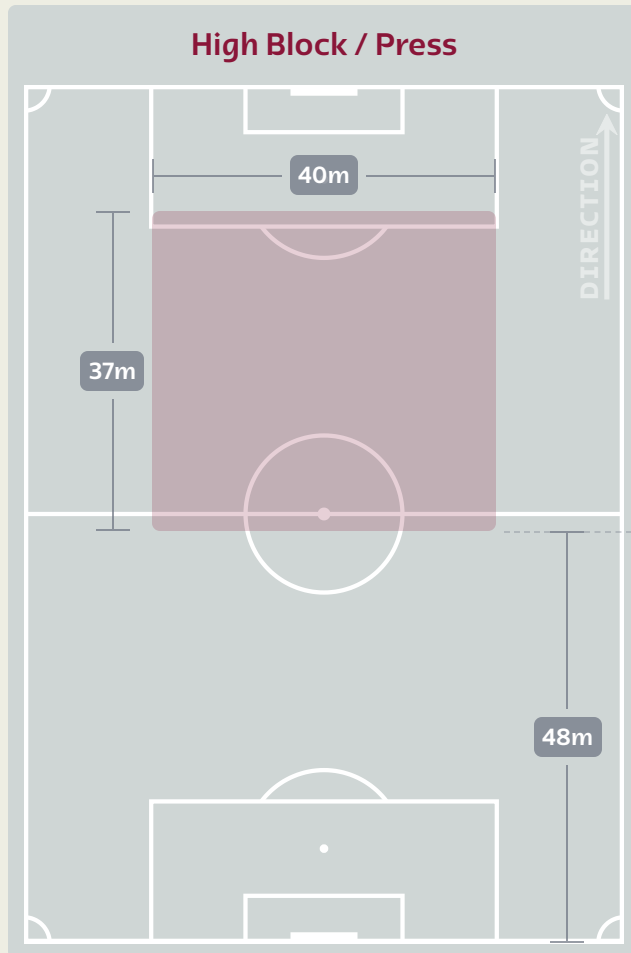
Most Possession Regains



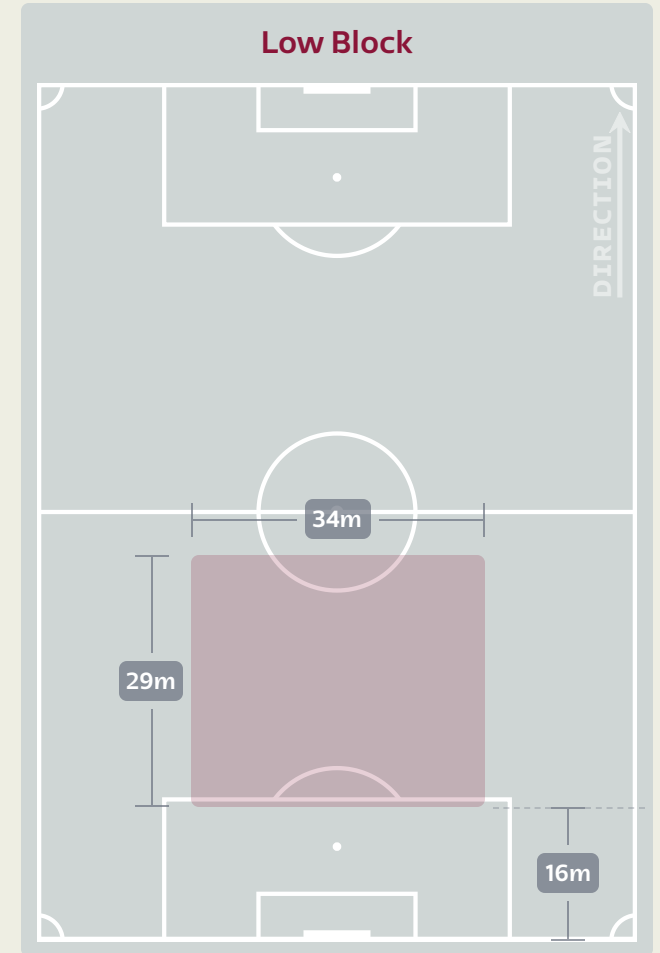
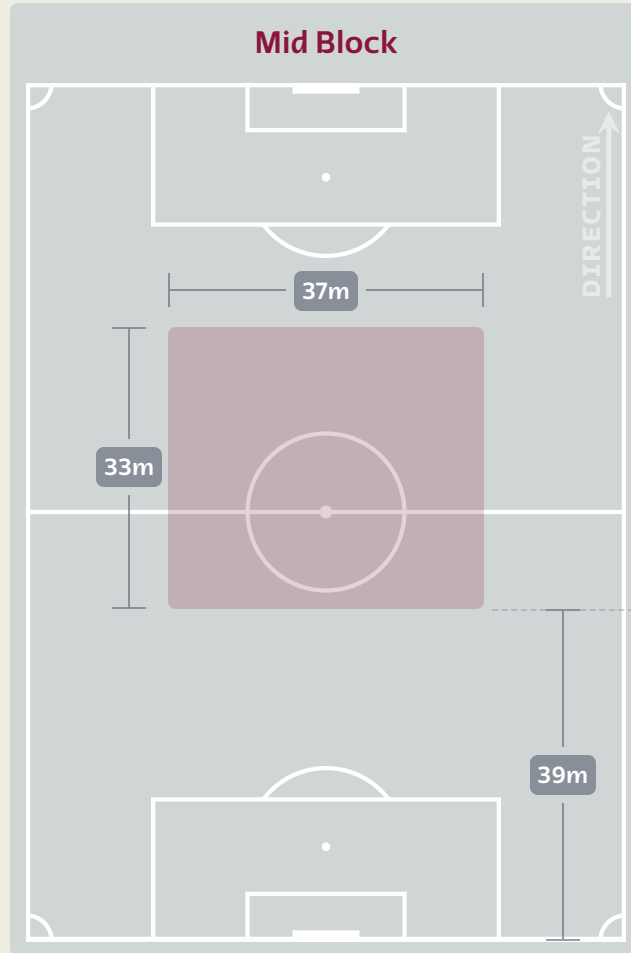
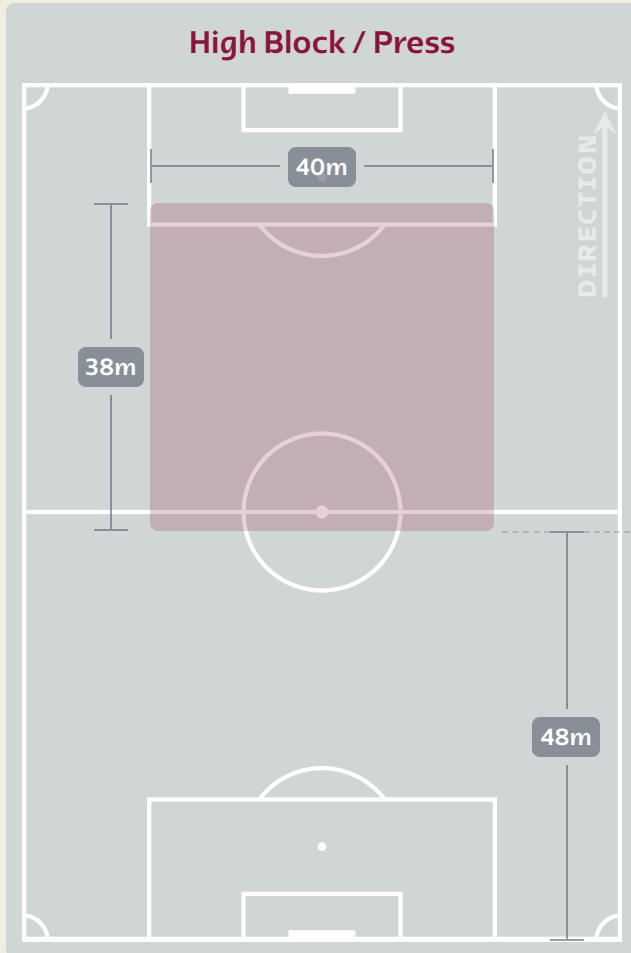
#	Player	Total Possession Regains
1	SCHMEICHEL Kasper	5
2	ANDERSEN Joachim	5
5	MAEHLE Joakim	10
6	CHRISTENSEN Andreas	7
7	JENSEN Mathias	2
9	BRAITHWAITE Martin	0
10	ERIKSEN Christian	5
11	SKOV OLSEN Andreas	0
13	KRISTENSEN Rasmus	0
23	HOJBJERG Pierre-Emile	7
25	LINDSTROM Jesper	2
12	DOLBERG Kasper	1
14	DAMSGAARD Mikkel	0
21	CORNELIUS Andreas	1
24	SKOV Robert	2
26	BAH Alexander	7

Defensive Line Height & Team Length

Australia



Defensive Line Height & Team Length

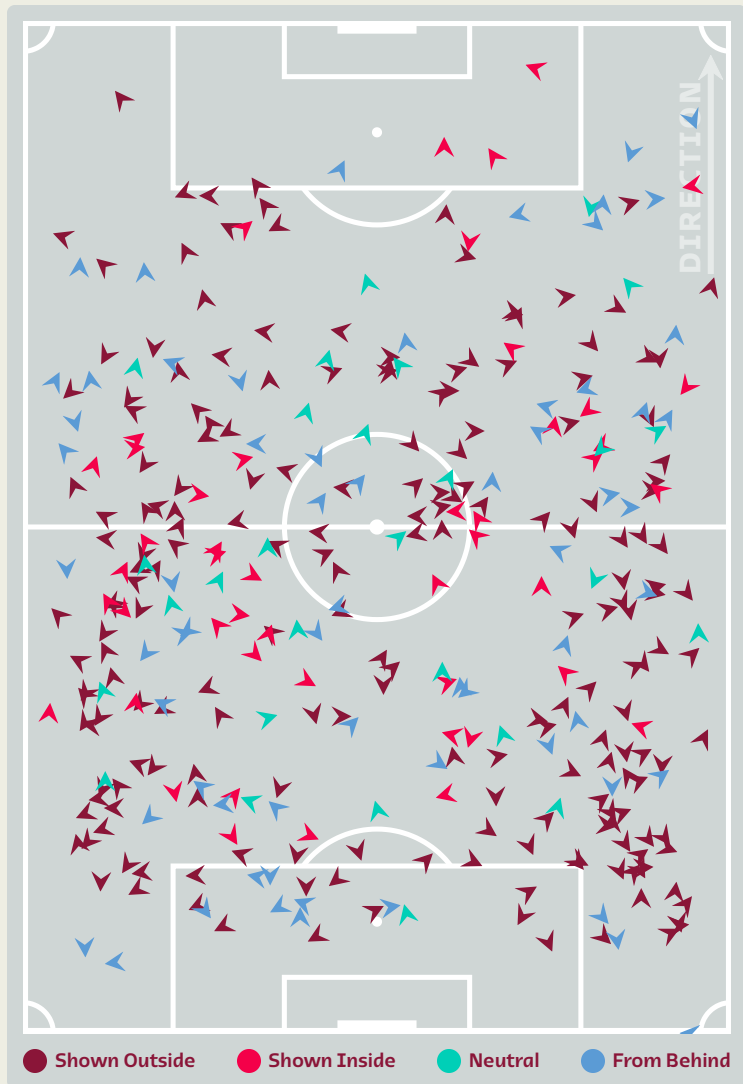


Defensive Pressure



Australia

Denmark



341	Total Pressures	161
37	Direct Pressures	31
1.33s	Avg Pressure Duration	1.5s
90	Forced Turnovers	74
14.03s	Ball Recovery Time	8.3s
167	Pushing on into Pressing	73
402	Pushing on	161
47	Pressing Direction Inside	22
202	Pressing Direction Outside	96

Most Direct Pressures

6

DEGENEK Milos

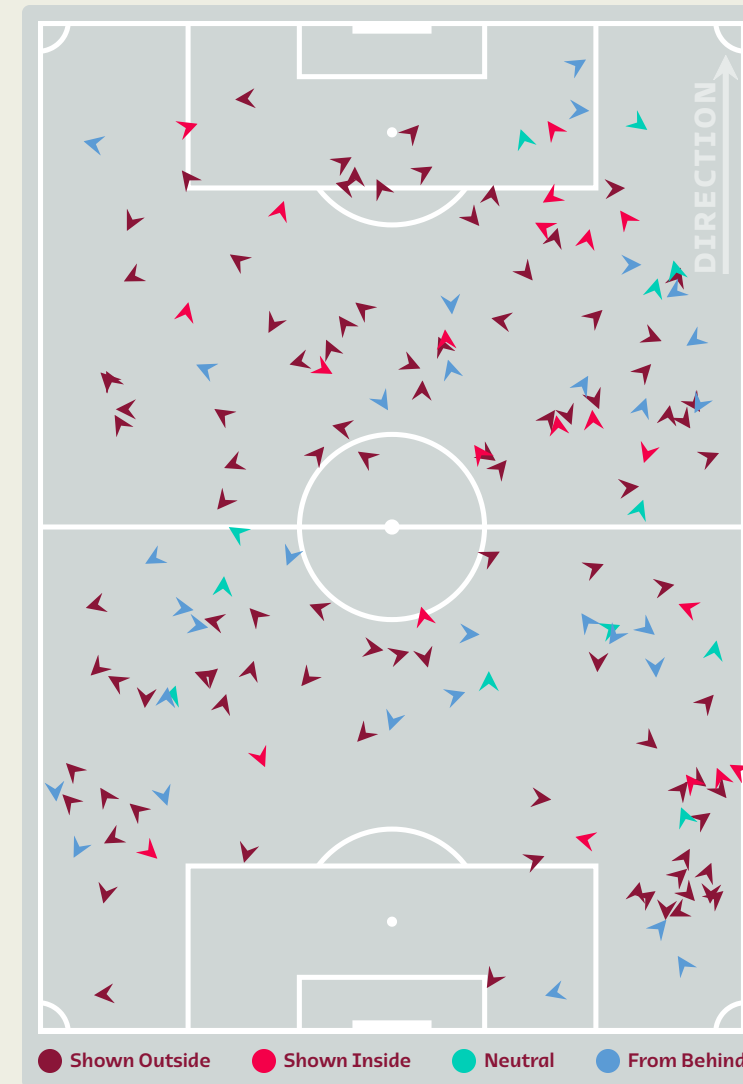
RIGHT BACK

Most Direct Pressures

4

SKOV OLSEN Andreas

RIGHT WINGER





FIFA WORLD CUP
Qatar 2022



GOALKEEPING



Australia v Denmark



Goalkeeping Involvement



Australia

Australia GK Involvement Timeline



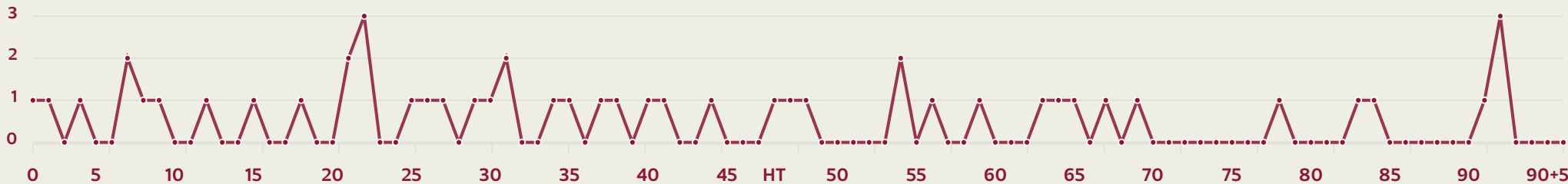
61

Total Involvements



Denmark

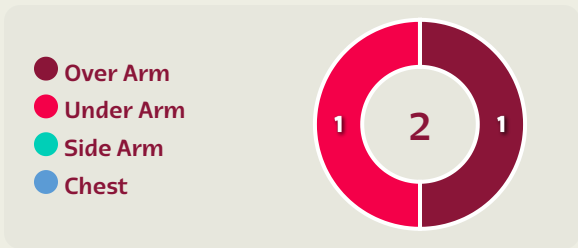
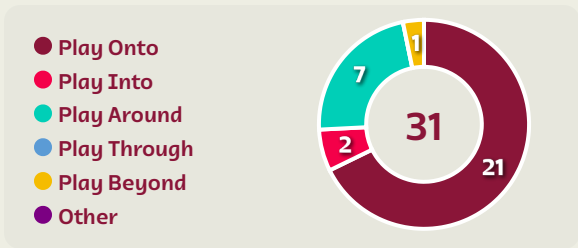
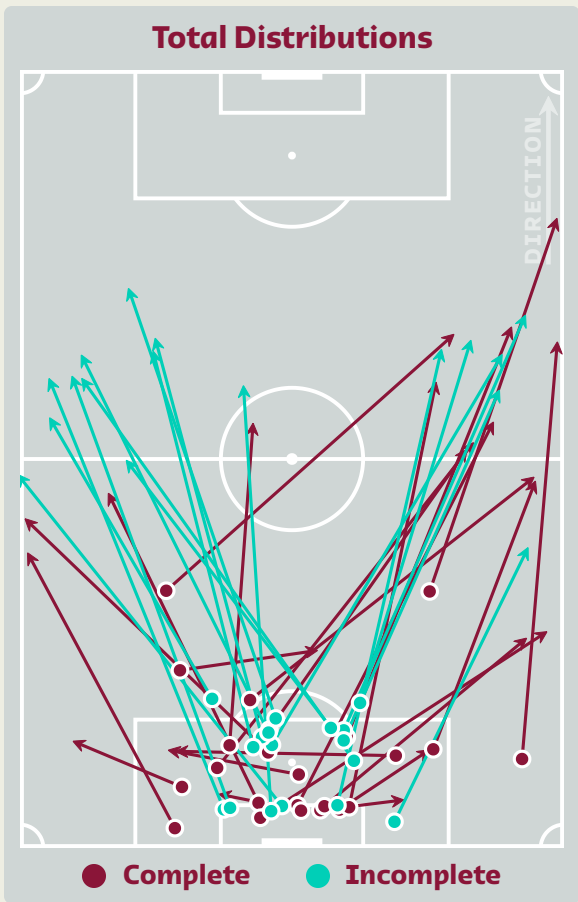
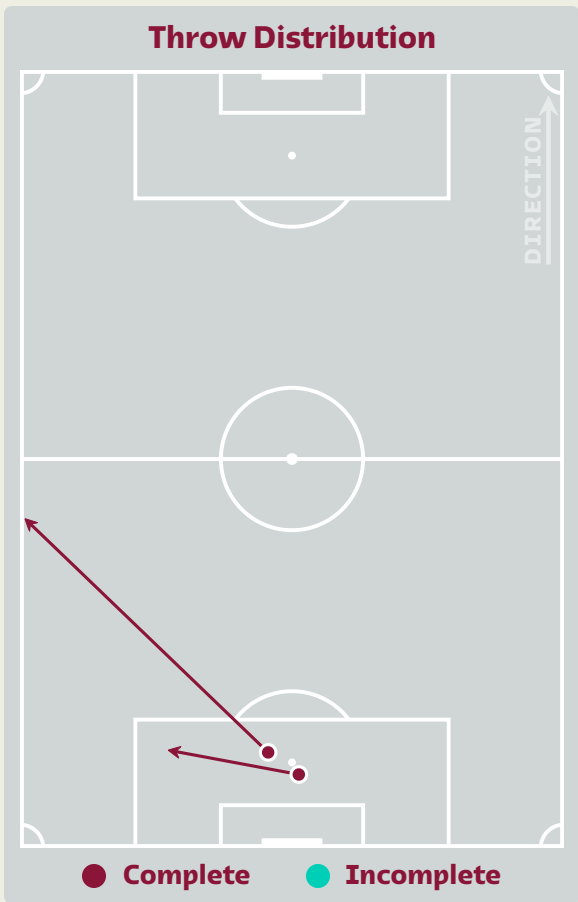
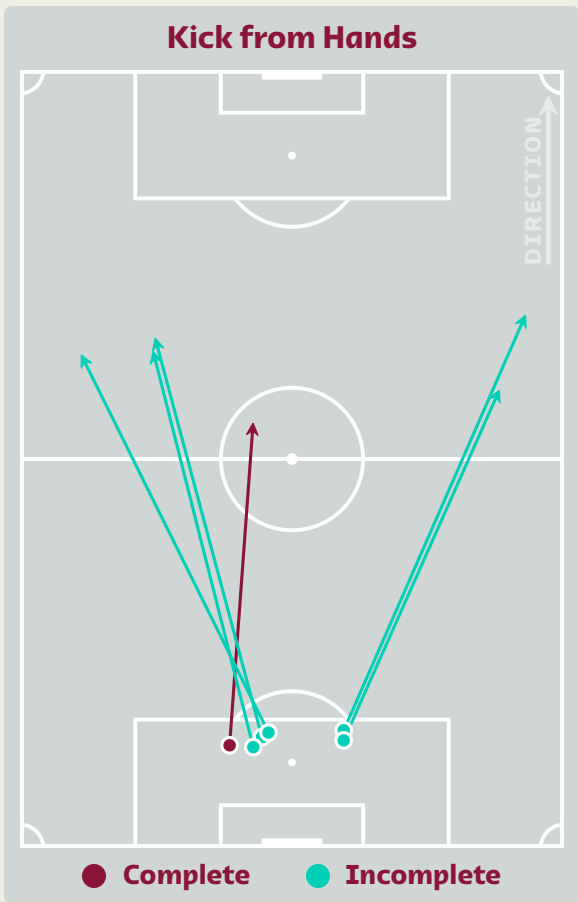
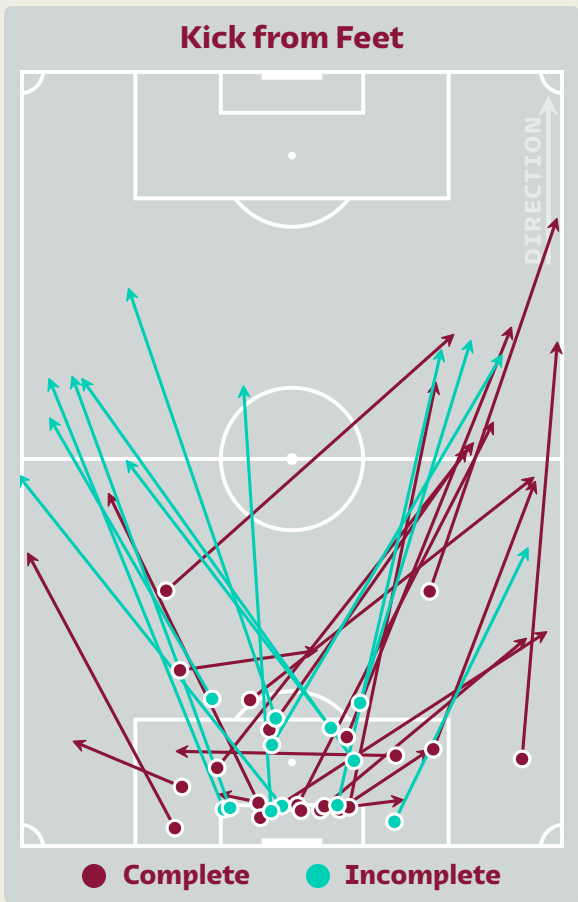
Denmark GK Involvement Timeline



49

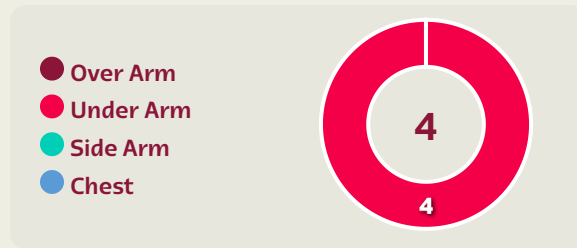
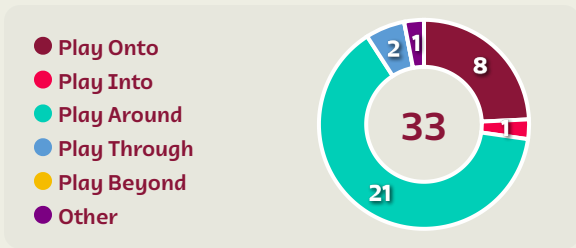
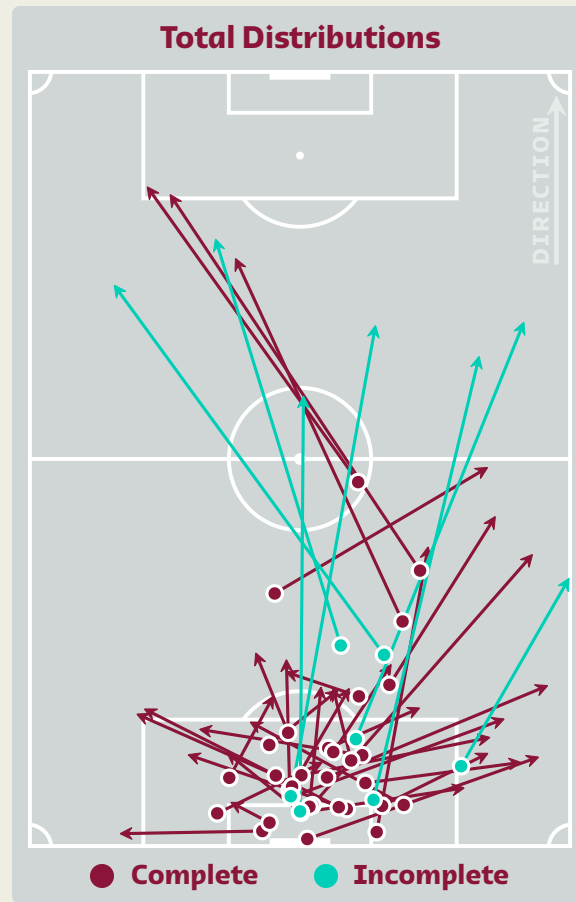
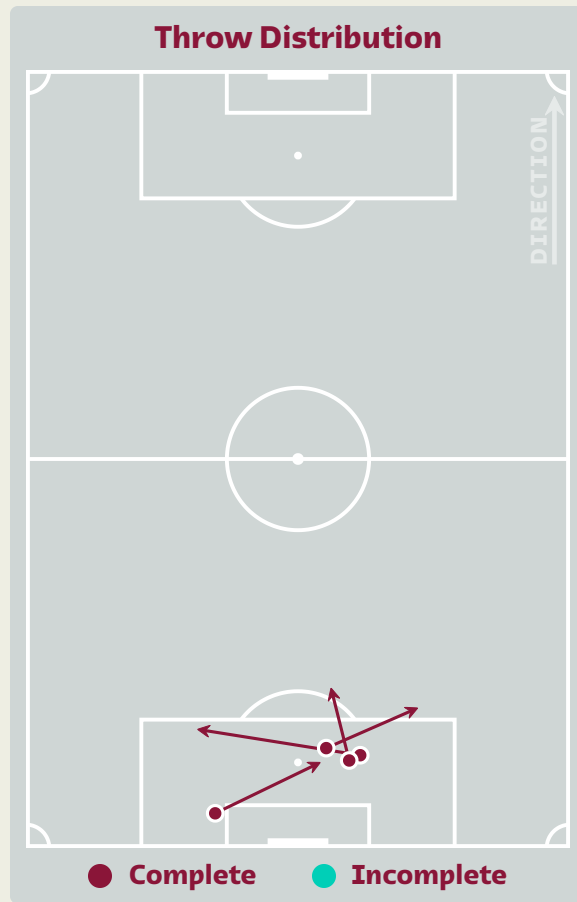
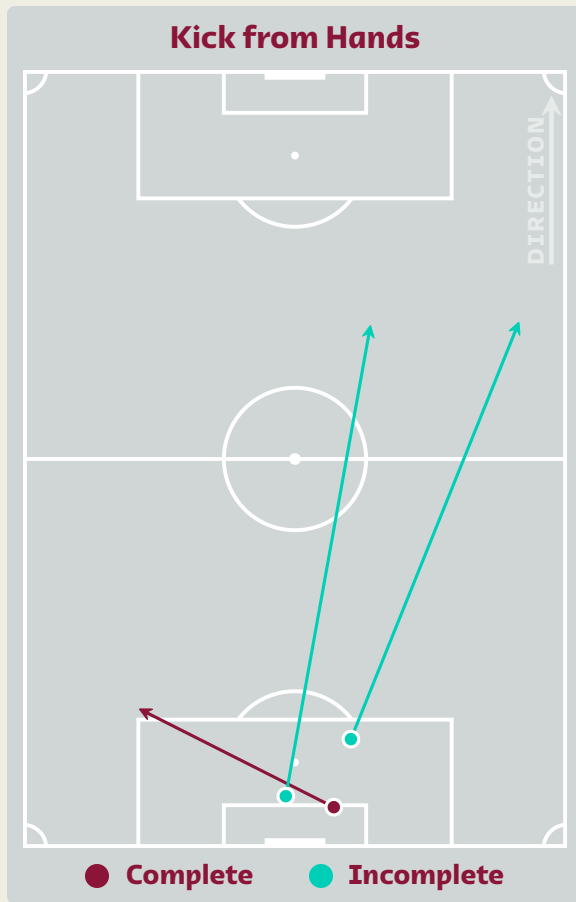
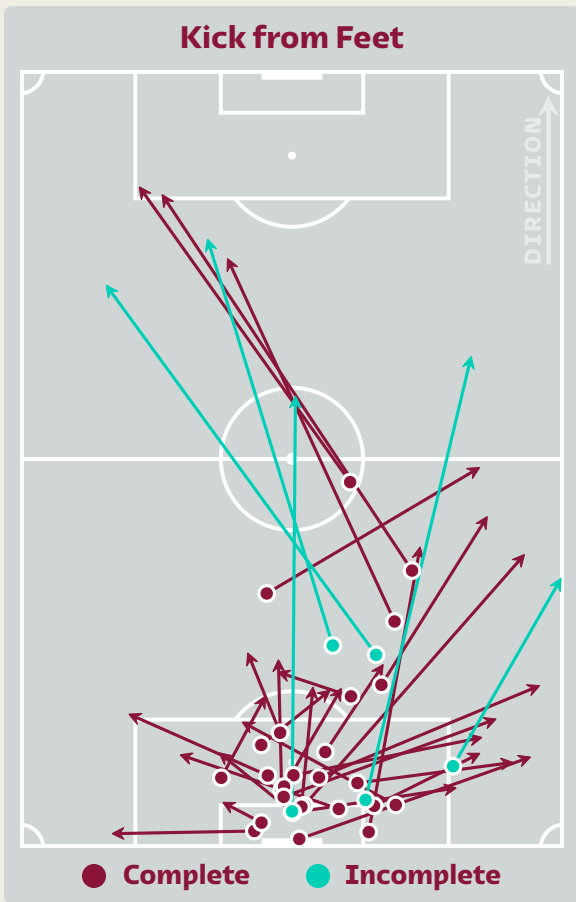
Total Involvements

Goalkeeping Distribution

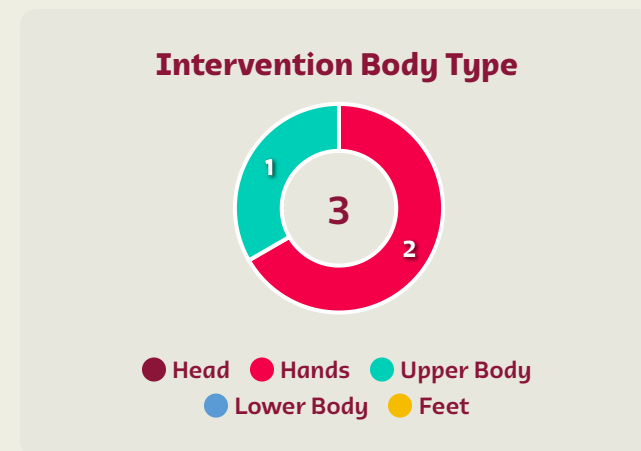
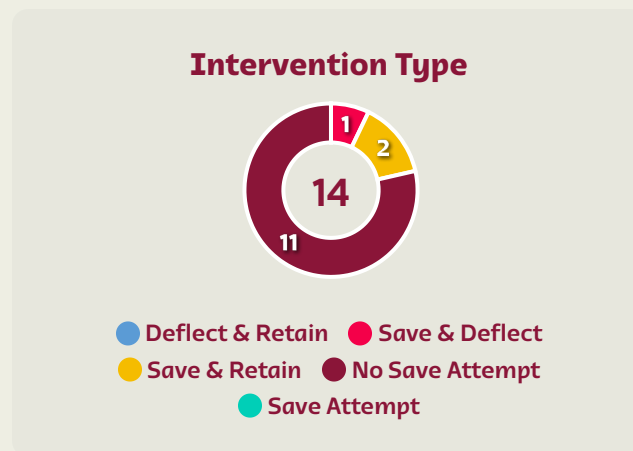
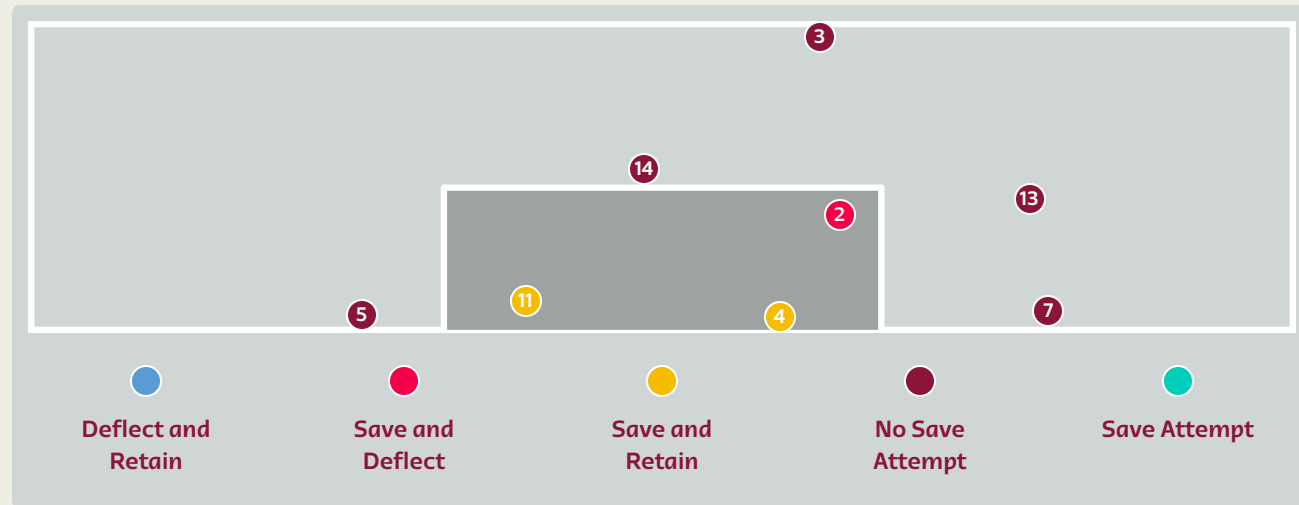
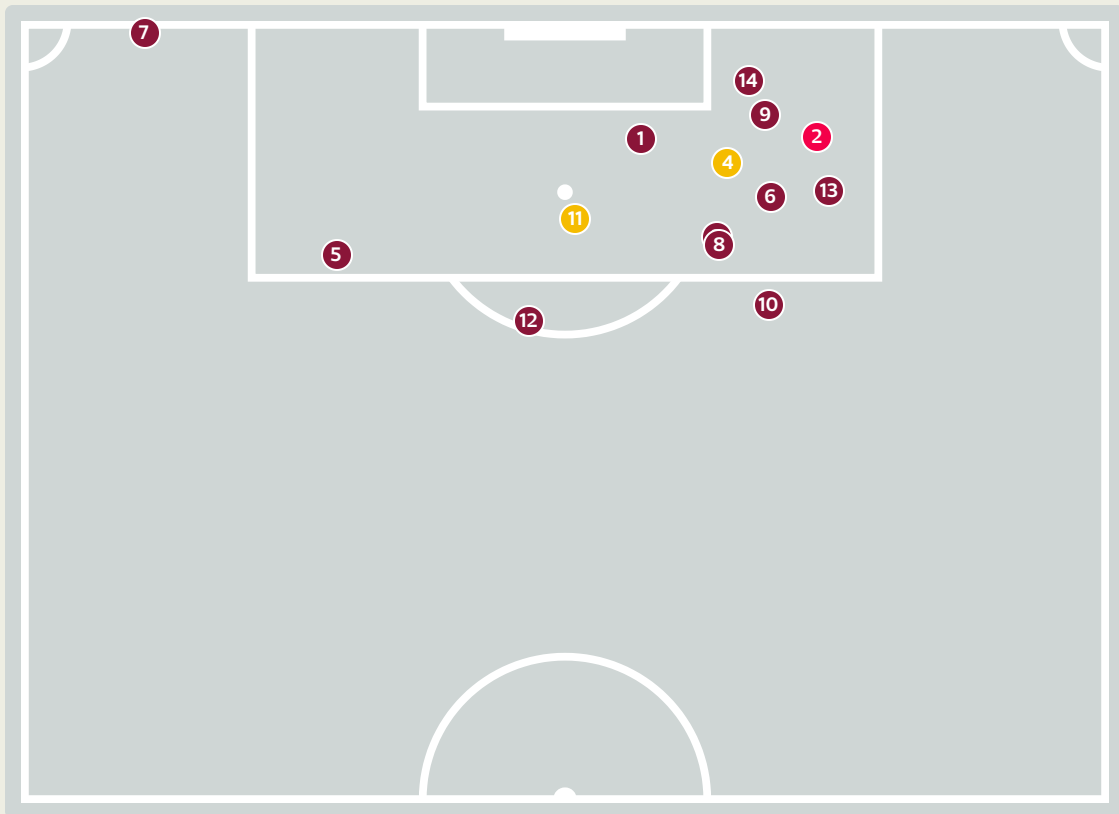




Goalkeeping Distribution



Goal Prevention

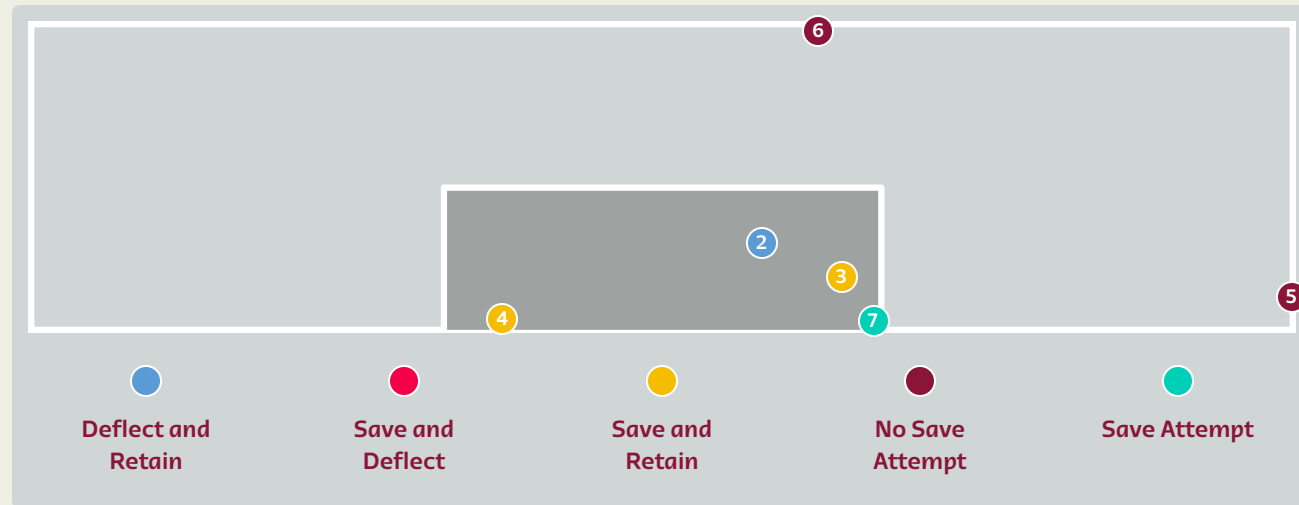
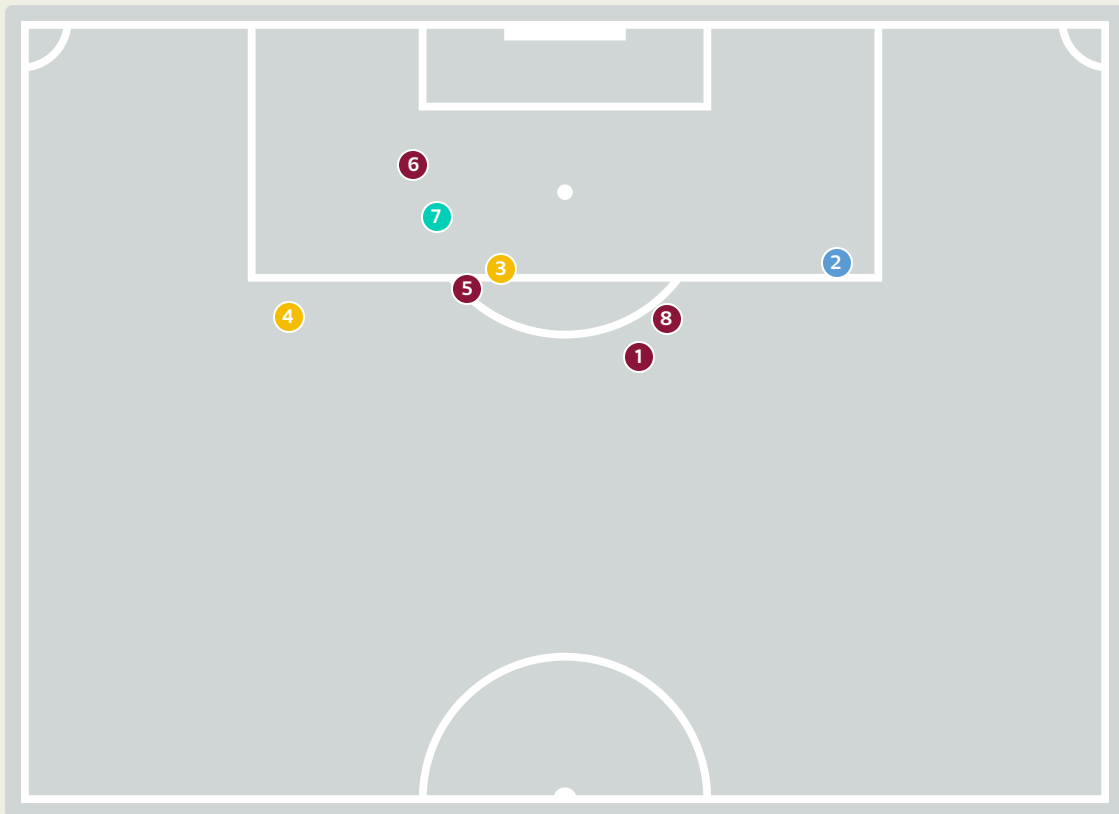


14
Total Attempts on Goal Faced

100
Save %

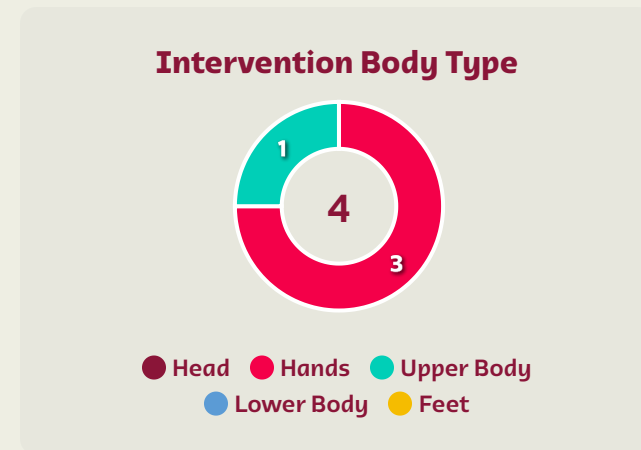
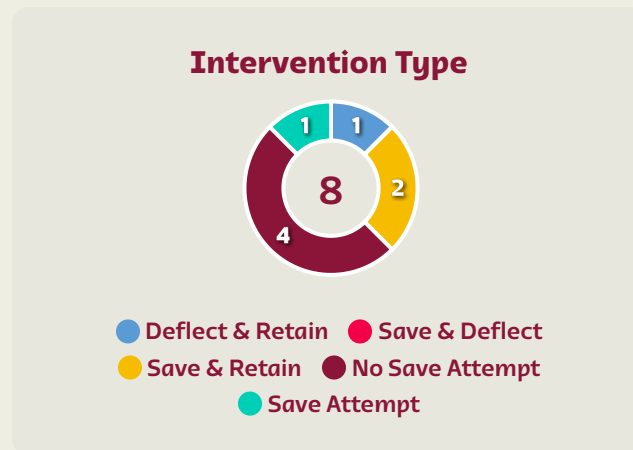
Total Attempts on Goal Faced	Total Goal Interventions	Save & Retain	Deflect & Retain	Save & Deflect	Save Attempt	No Save Attempt
14	3	2	0	1	0	11

Goal Prevention



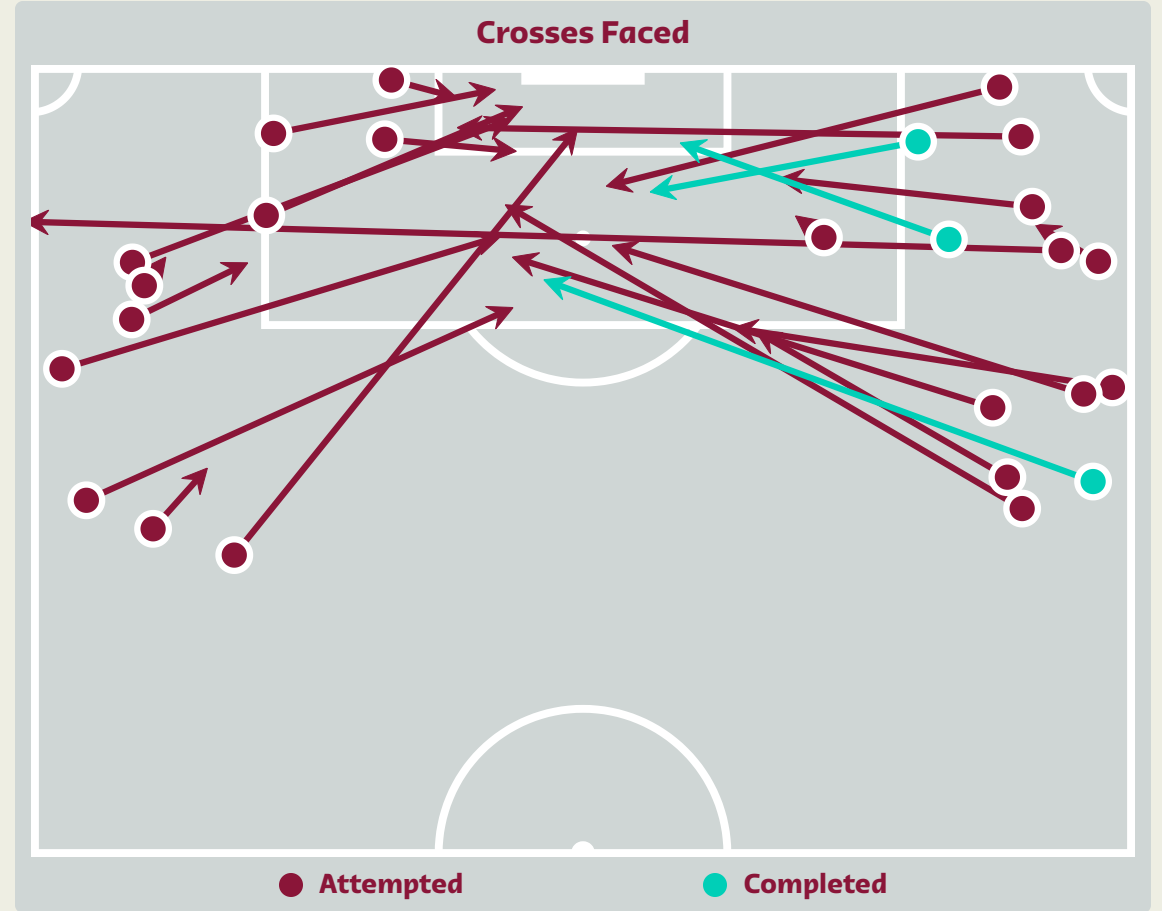
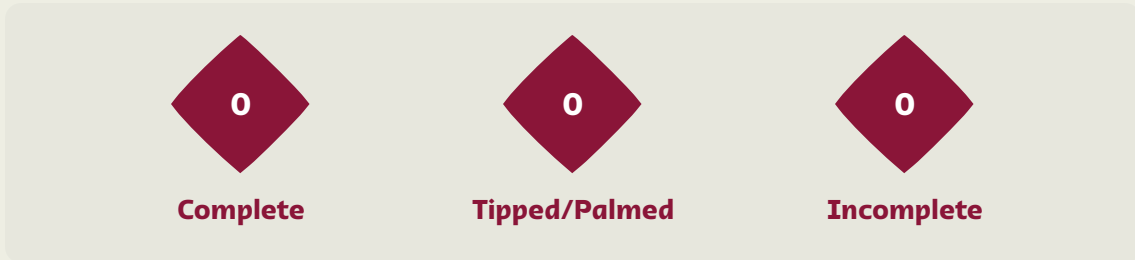
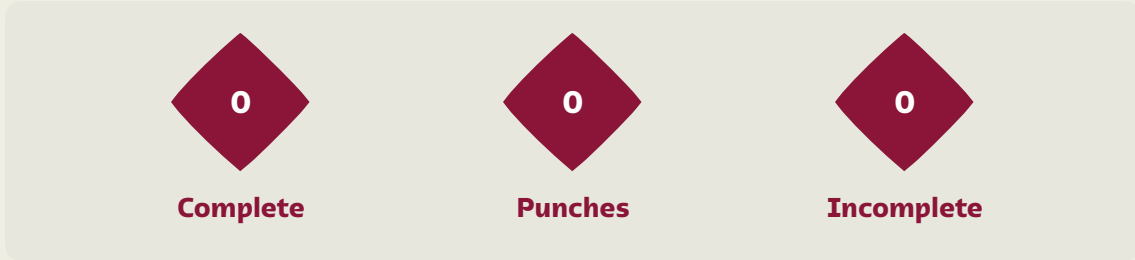
8
Total Attempts on Goal Faced

75
Save %



Total Attempts on Goal Faced	Total Goal Interventions	Save & Retain	Deflect & Retain	Save & Deflect	Save Attempt	No Save Attempt
8	2	2	0	0	1	4

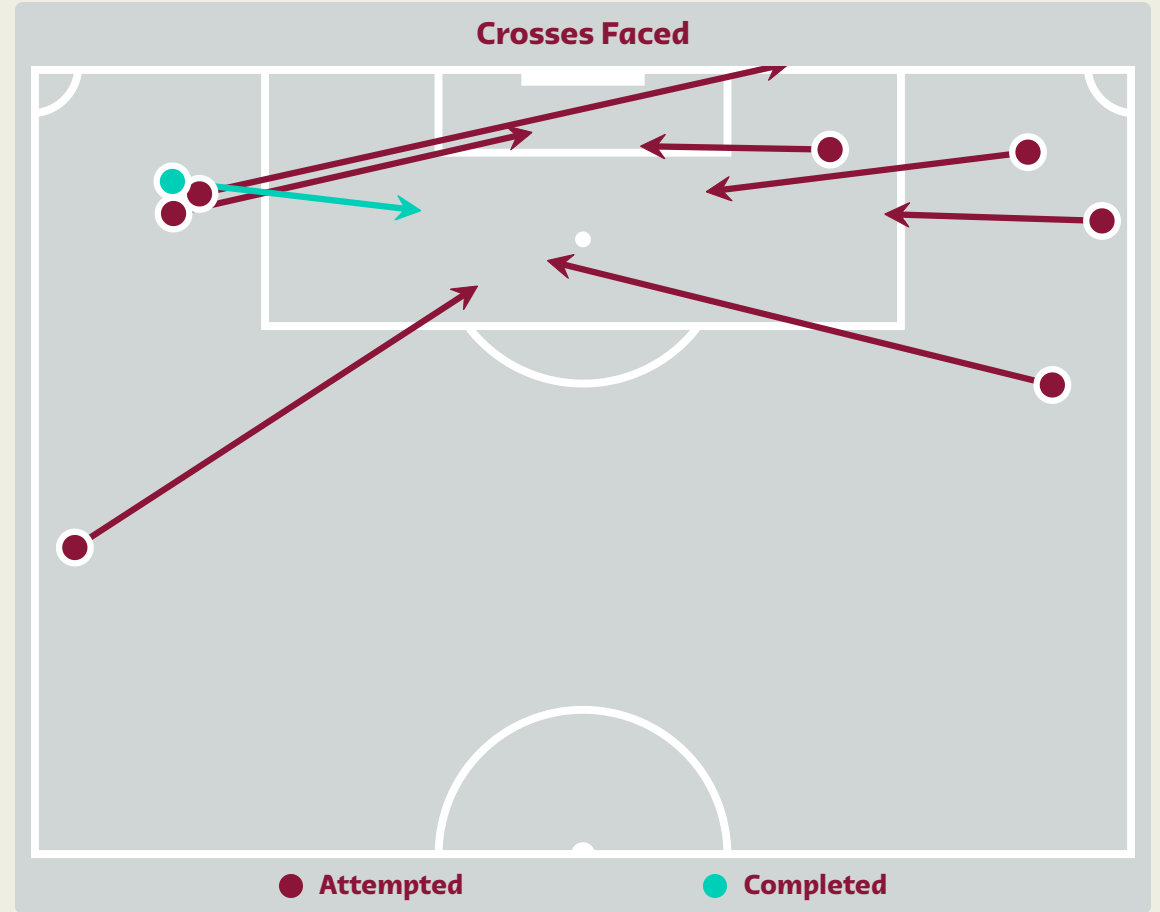
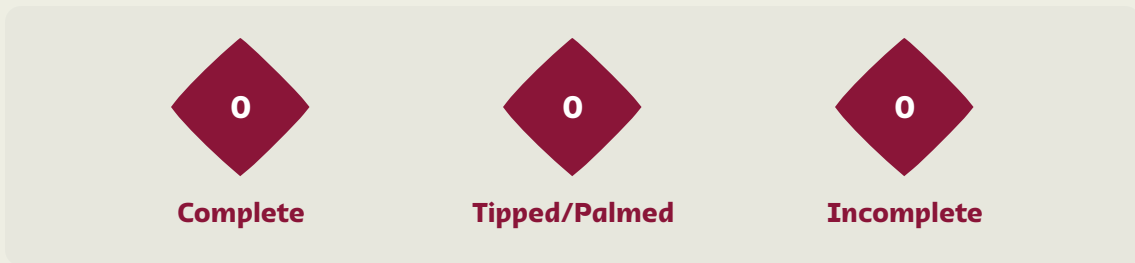
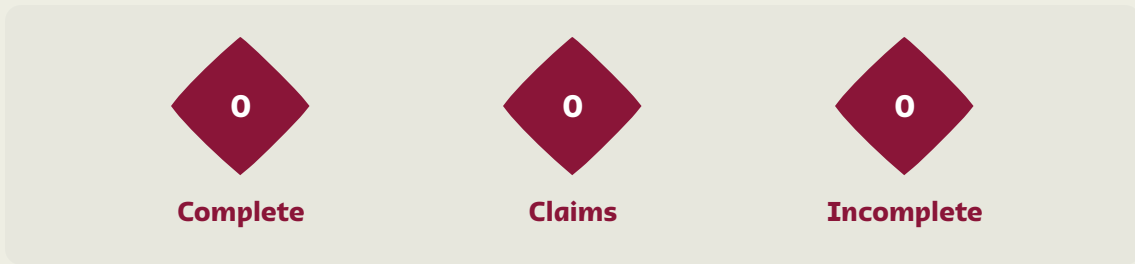
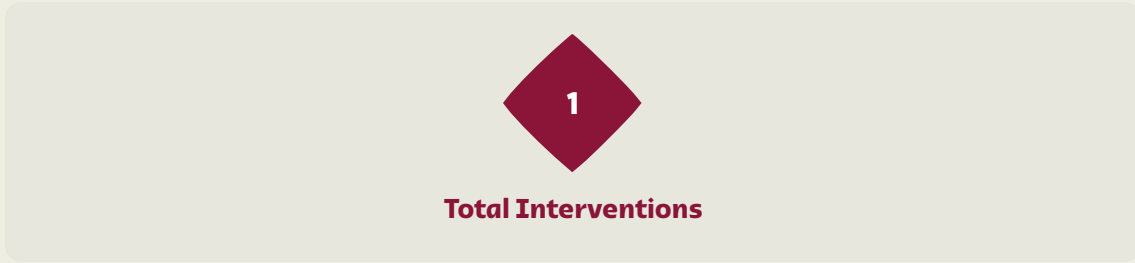
Aerial Control



Delivery Types Faced

Total	In Swing	Out Swing	Driven	Lofted	Cutback	Push
32	3	10	2	10	1	6

Aerial Control



Delivery Types Faced

Total	In Swing	Out Swing	Driven	Lofted	Cutback	Push
11	1	5	0	2	0	3



FIFA WORLD CUP
Qatar 2022



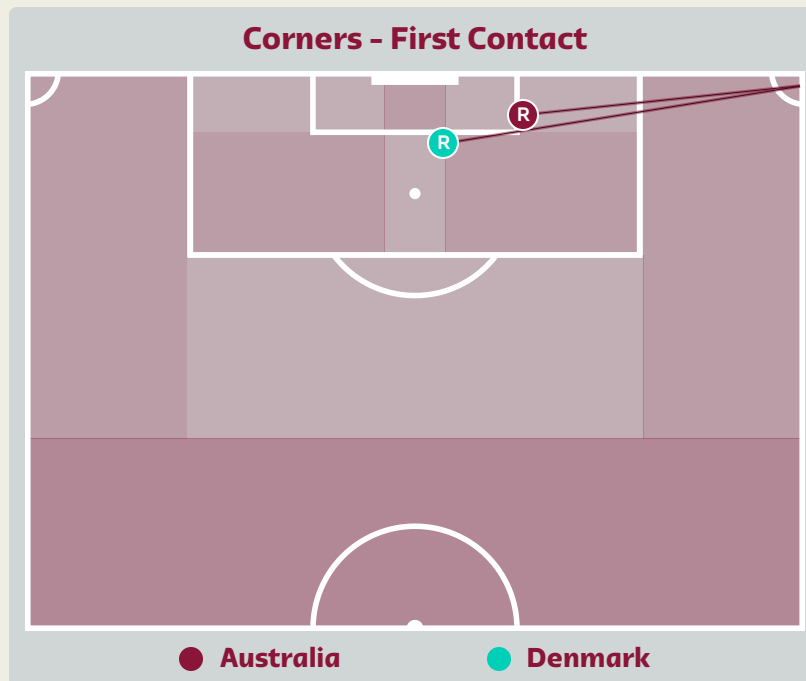
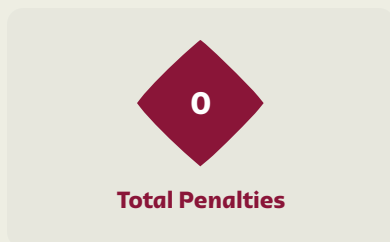
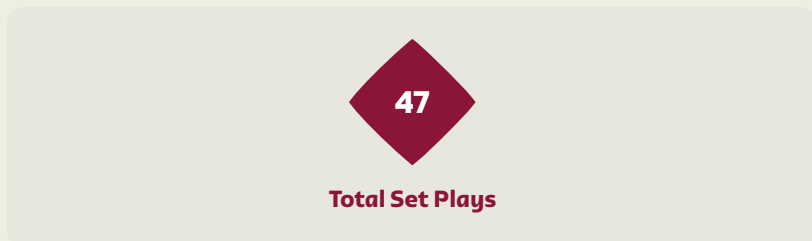
SET PLAYS



Australia v Denmark



Set Plays - Corners



Delivery Type	From Left Side	From Right Side	Total
Direct to Area	0	2	2
Short	0	0	0
Edge of Penalty Area	0	0	0

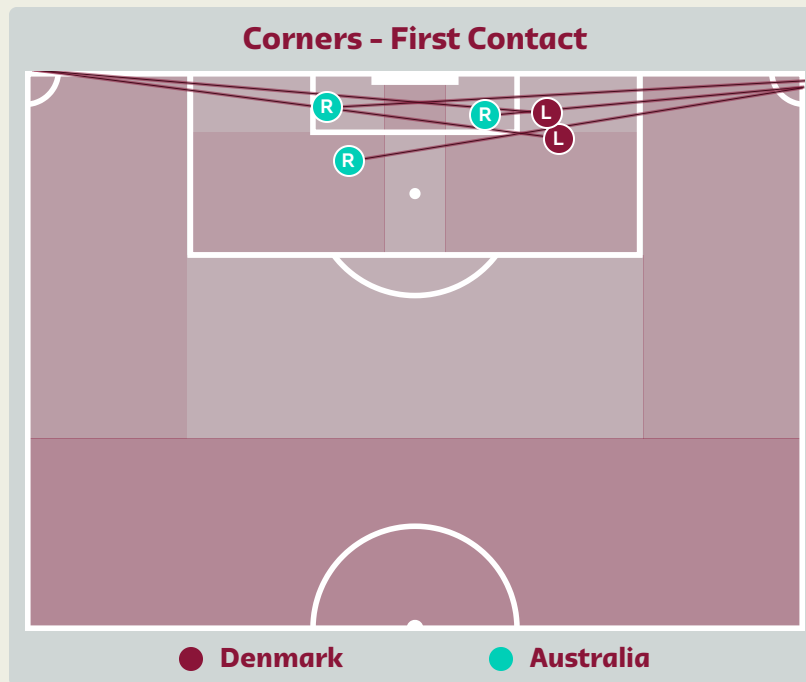
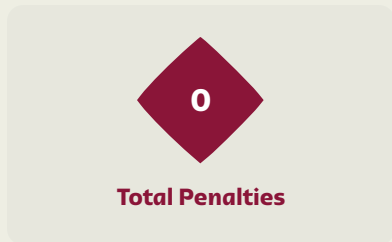
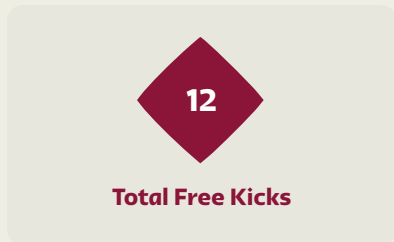
Delivery Style	Total
Inswing	0
Outswing	2
Driven	0

Free Kicks	
Type	Total
Direct	9
Direct (on target)	0
Direct (off target)	0
Indirect	4



Top 5 Player First Contacts		
Player	Team	Total
McGREE Riley	Australia	1
ANDERSEN Joachim	Denmark	1

Set Plays - Corners



Delivery Type	From Left Side	From Right Side	Total
Direct to Area	3	2	5
Short	0	1	1
Edge of Penalty Area	0	0	0

Delivery Style	Total
Inswing	1
Outswing	1
Driven	0

Free Kicks	
Type	Total
Direct	10
Direct (on target)	0
Direct (off target)	1
Indirect	2



Top 5 Player First Contacts		
Player	Team	Total
IRVINE Jackson	Australia	2
ANDERSEN Joachim	Denmark	1
CORNELIUS Andreas	Denmark	1
LECKIE Mathew	Australia	1



FIFA WORLD CUP
Qatar 2022



INDIVIDUAL DATA IN POSSESSION



Australia v Denmark



In Possession - Distributions

Australia



#	Player	Passes Attempted	Passes Completed	Pass Completion %	Switches of Play	Crosses Attempted	Crosses Completed	Line Breaks Attempted	Line Breaks Completed	Line Break Completion %	Ball Progressions	Take Ons	Step Ins	Attempts at Goal	Goals
1	RYAN Mathew	40	23	58%	0	0	0	28	14	50%	0	0	0	0	0
2	DEGENEK Milos	29	15	52%	1	0	0	18	9	50%	2	2	0	0	0
4	ROWLES Kye	25	19	76%	0	0	0	12	6	50%	2	0	2	0	0
7	LECKIE Mathew	22	14	64%	0	1	0	5	3	60%	5	3	2	1	1
13	MOOY Aaron	31	20	65%	0	4	1	15	7	46%	2	1	1	0	0
14	McGREE Riley	15	9	60%	0	2	1	2	1	50%	0	0	0	2	0
15	DUKE Mitchell	20	13	65%	0	1	0	7	4	57%	1	1	0	2	0
16	BEHICH Aziz	39	27	69%	0	1	0	12	6	50%	7	6	0	1	0
19	SOUTTAR Harry	12	7	58%	1	0	0	6	2	33%	2	0	2	0	0
22	IRVINE Jackson	19	16	84%	0	0	0	6	6	100%	1	0	1	1	0
23	GOODWIN Craig	19	12	63%	0	2	0	4	2	50%	0	0	0	0	0
8	WRIGHT Bailey	3	2	67%	0	0	0	3	2	66%	0	0	0	0	0
9	MACLAREN Jamie	3	2	67%	0	0	0	1	0	0%	0	0	0	0	0
10	HRUSTIC Ajdin	1	1	100%	0	0	0	0	0	0%	0	0	0	0	0
26	BACCUS Keanu	8	7	88%	0	0	0	4	2	50%	2	1	1	1	0

In Possession - Offers & Receptions

Australia



			Offer movement types						
#	Player	Total Offers	In Front	In Between	Out to In	In to Out	In Behind	No Movement	Offers Received
1	RYAN Mathew	10	0	0	0	0	0	10	7
2	DEGENEK Milos	24	8	3	0	0	0	13	7
4	ROWLES Kye	27	4	0	0	0	0	23	9
7	LECKIE Mathew	42	1	10	0	2	12	17	11
13	MOOY Aaron	24	11	6	1	2	1	3	5
14	McGREE Riley	35	1	15	1	4	11	3	8
15	DUKE Mitchell	34	0	7	2	2	20	3	7
16	BEHICH Aziz	10	1	0	0	0	3	6	4
19	SOUTTAR Harry	14	1	0	0	0	0	13	3
22	IRVINE Jackson	37	7	16	1	5	7	1	9
23	GOODWIN Craig	22	3	2	1	0	13	3	11
8	WRIGHT Bailey	0	0	0	0	0	0	0	0
9	MACLAREN Jamie	7	0	1	0	0	6	0	1
10	HRUSTIC Ajdin	2	0	0	0	0	0	2	0
26	BACCUS Keanu	14	4	4	0	0	5	1	2

In Possession - Distributions

Denmark



#	Player	Passes Attempted	Passes Completed	Pass Completion %	Switches of Play	Crosses Attempted	Crosses Completed	Line Breaks Attempted	Line Breaks Completed	Line Break Completion %	Ball Progressions	Take Ons	Step Ins	Attempts at Goal	Goals
1	SCHMEICHEL Kasper	41	34	83%	1	0	0	12	6	50%	0	0	0	0	0
2	ANDERSEN Joachim	112	93	83%	6	1	0	41	29	70%	0	0	0	1	0
5	MAEHLE Joakim	45	37	82%	0	2	0	13	8	61%	1	1	0	0	0
6	CHRISTENSEN Andreas	90	88	98%	1	0	0	20	19	95%	1	0	1	0	0
7	JENSEN Mathias	33	25	76%	0	2	0	4	3	75%	1	1	0	1	0
9	BRAITHWAITE Martin	14	11	79%	0	0	0	2	1	50%	0	0	0	0	0
10	ERIKSEN Christian	66	61	92%	3	10	2	19	17	89%	0	0	0	2	0
11	SKOV OLSEN Andreas	31	22	71%	0	3	1	6	3	50%	0	0	0	4	0
13	KRISTENSEN Rasmus	40	35	88%	0	1	1	15	14	93%	0	0	0	0	0
23	HOJBJERG Pierre-Emile	77	70	91%	1	0	0	23	19	82%	0	0	0	0	0
25	LINDSTROM Jesper	24	20	83%	0	3	0	8	8	100%	7	6	1	2	0
12	DOLBERG Kasper	4	4	100%	0	0	0	0	0	0%	1	1	0	1	0
14	DAMSGAARD Mikkel	12	11	92%	0	0	0	4	3	75%	0	0	0	0	0
21	CORNELIUS Andreas	7	7	100%	0	1	0	0	0	0%	0	0	0	1	0
24	SKOV Robert	16	16	100%	0	5	0	2	2	100%	2	2	0	0	0
26	BAH Alexander	38	33	87%	0	4	1	14	8	57%	1	1	0	2	0

In Possession - Offers & Receptions



#	Player	Total Offers	Offer movement types					Offers Received	
			In Front	In Between	Out to In	In to Out	In Behind		No Movement
1	SCHMEICHEL Kasper	18	0	0	0	0	0	18	10
2	ANDERSEN Joachim	58	7	1	0	0	0	50	34
5	MAEHLE Joakim	43	8	3	1	1	7	23	14
6	CHRISTENSEN Andreas	31	5	0	0	0	3	23	13
7	JENSEN Mathias	77	11	31	0	8	23	4	20
9	BRAITHWAITE Martin	29	0	23	1	0	5	0	7
10	ERIKSEN Christian	65	24	15	0	2	9	15	22
11	SKOV OLSEN Andreas	56	5	5	4	3	26	13	20
13	KRISTENSEN Rasmus	30	7	1	0	0	7	15	10
23	HOJBJERG Pierre-Emile	41	14	16	1	0	1	9	16
25	LINDSTROM Jesper	82	4	20	3	7	27	21	24
12	DOLBERG Kasper	5	0	3	0	0	1	1	1
14	DAMSGAARD Mikkel	41	8	13	0	2	11	7	9
21	CORNELIUS Andreas	11	0	4	0	1	5	1	0
24	SKOV Robert	15	5	0	0	0	4	6	10
26	BAH Alexander	38	8	2	2	0	7	19	19



FIFA WORLD CUP
Qatar 2022



INDIVIDUAL DATA OUT OF POSSESSION



Australia v Denmark



Out of Possession

Australia



#	Player	Tackles Made / Won	Blocks	Interceptions	Pressing Direct	Pressing Indirect	Forced Turnovers	Duels Won - Aerial	Duels Won - Physical	Possession Contests won	Clearances	Loose Ball Receptions	Pushing On	Pushing On into Pressing	Possession Regains	Possession Interrupted
1	RYAN Mathew	0 / 0	0	0	0	0	0	0	0	0	2	1	0	0	9	1
2	DEGENEK Milos	5 / 1	3	0	6	28	0	2	0	2	10	2	49	17	10	7
4	ROWLES Kye	3 / 1	7	1	4	6	0	1	0	1	7	5	30	5	9	7
7	LECKIE Mathew	1 / 0	3	0	5	43	0	7	0	7	1	7	45	32	2	1
13	MOOY Aaron	2 / 1	1	1	1	37	0	2	0	3	9	10	37	16	4	6
14	McGREE Riley	2 / 0	5	0	3	45	0	1	0	2	3	4	35	21	2	4
15	DUKE Mitchell	2 / 0	1	0	3	44	0	4	0	5	1	7	39	17	3	0
16	BEHICH Aziz	5 / 0	4	0	6	11	0	1	0	2	2	6	30	11	2	6
19	SOUTTAR Harry	3 / 1	3	0	4	7	0	7	0	7	10	3	15	2	13	9
22	IRVINE Jackson	1 / 0	3	2	2	34	0	4	0	4	10	4	49	17	10	7
23	GOODWIN Craig	0 / 0	0	0	0	15	0	0	0	0	0	1	27	13	0	0
8	WRIGHT Bailey	0 / 0	0	0	1	0	0	1	0	1	2	0	0	0	2	2
9	MACLAREN Jamie	0 / 0	0	0	0	9	0	0	1	1	0	0	8	2	0	0
10	HRUSTIC Ajdin	0 / 0	0	0	0	4	0	0	0	0	0	1	4	4	0	0
26	BACCUS Keanu	2 / 0	1	1	2	21	0	1	0	1	3	2	34	10	1	4

Out of Possession



#	Player	Tackles Made / Won	Blocks	Interceptions	Pressing Direct	Pressing Indirect	Forced Turnovers	Duels Won - Aerial	Duels Won - Physical	Possession Contests won	Clearances	Loose Ball Receptions	Pushing On	Pushing On into Pressing	Possession Regains	Possession Interrupted
1	SCHMEICHEL Kasper	0 / 0	0	0	0	0	0	0	0	0	0	7	0	0	5	0
2	ANDERSEN Joachim	1 / 0	0	0	2	3	0	10	0	10	13	10	5	1	5	11
5	MAEHLE Joakim	3 / 1	2	0	2	6	0	1	0	1	5	5	10	5	10	4
6	CHRISTENSEN Andreas	4 / 2	1	2	2	4	0	3	0	3	8	7	11	4	7	4
7	JENSEN Mathias	3 / 1	2	0	2	21	0	0	0	1	1	3	15	7	2	3
9	BRAITHWAITE Martin	0 / 0	0	0	2	25	0	0	0	0	0	6	24	22	0	0
10	ERIKSEN Christian	2 / 0	3	1	2	19	0	2	1	3	1	7	19	3	5	2
11	SKOV OLSEN Andreas	2 / 0	2	0	4	8	0	0	0	0	1	4	8	5	0	1
13	KRISTENSEN Rasmus	0 / 0	2	0	2	4	0	0	0	0	3	3	10	2	0	3
23	HOJBJERG Pierre-Emile	3 / 1	3	3	4	8	0	1	0	1	9	14	8	3	7	9
25	LINDSTROM Jesper	3 / 2	3	0	1	13	0	0	0	1	0	0	21	9	2	0
12	DOLBERG Kasper	1 / 1	0	0	1	6	0	0	1	1	0	1	7	5	1	0
14	DAMSGAARD Mikkel	3 / 0	0	0	4	7	0	0	0	0	2	1	7	3	0	2
21	CORNELIUS Andreas	0 / 0	1	0	0	1	0	5	0	5	0	1	2	1	1	1
24	SKOV Robert	1 / 0	0	1	0	2	0	0	0	0	0	2	2	0	2	0
26	BAH Alexander	4 / 2	3	1	3	3	0	6	0	6	2	4	12	3	7	2



FIFA WORLD CUP
Qatar 2022



INDIVIDUAL DATA PHYSICAL



Australia v Denmark



Physical Data

Australia



#	Player	Total Distance (m)	Zone 1: 0-7 km/h (m)	Zone 2: 7-15 km/h (m)	Zone 3: 15-20 km/h (m)	Zone 4: 20-25 km/h (m)	Zone 5: 25+ km/h (m)	High Speed Runs (Zone 4)	Sprints (Zone 5)	Top Speed (km/h)
1	RYAN Mathew	5553.3	3663.5	1707.6	112.7	68.9	0	10	2	25.5
2	DEGENEK Milos	10902.4	4099.3	4810.1	1270.1	487.3	236.6	124	44	31.0
4	ROWLES Kye	10355.7	3441.2	4967.6	1318.3	542.6	86.0	117	41	30.5
7	LECKIE Mathew	10531.5	3528.0	4682.3	1100.5	772.0	447.6	112	64	33.0
13	MOOY Aaron	11969.7	3532.2	5986.0	1763.1	567.4	122.1	137	36	28.8
14	McGREE Riley	9622.5	2399.9	4839.2	1651.2	594.7	137.6	136	41	29.6
15	DUKE Mitchell	10180.0	3481.6	4375.4	1372.3	771.6	180.2	133	59	31.9
16	BEHICH Aziz	10544.2	3924.5	4395.9	1377.1	538.8	307.9	129	46	31.3
19	SOUTTAR Harry	9420.8	3759.9	4278.0	948.7	282.6	151.7	97	31	30.2
22	IRVINE Jackson	12653.0	3870.6	5214.3	2391.4	988.2	189.8	198	70	31.0
23	GOODWIN Craig	5820.6	1936.5	2516.2	915.0	384.7	68.1	76	22	29.4
8	WRIGHT Bailey	2478.3	835.2	1244.6	307.8	73.4	17.1	24	5	28.9
9	MACLAREN Jamie	1973.5	483.3	899.9	363.9	163.8	62.6	34	14	31.8
10	HRUSTIC Ajdin	1079.1	240.6	530.0	176.4	110.0	22.0	15	5	26.6
26	BACCUS Keanu	6677.9	1702.9	3323.6	1066.5	470.1	114.9	95	37	31.8

Physical Data



#	Player	Total Distance (m)	Zone 1: 0-7 km/h (m)	Zone 2: 7-15 km/h (m)	Zone 3: 15-20 km/h (m)	Zone 4: 20-25 km/h (m)	Zone 5: 25+ km/h (m)	High Speed Runs (Zone 4)	Sprints (Zone 5)	Top Speed (km/h)
1	SCHMEICHEL Kasper	4390.3	3108.8	1013.3	191.0	77.7	0	17	3	22.8
2	ANDERSEN Joachim	10665.5	3351.1	5282.6	1491.0	465.0	75.7	123	34	28.5
5	MAEHLE Joakim	8525.6	2918.3	3442.6	1142.4	612.1	410.1	96	45	33.1
6	CHRISTENSEN Andreas	9782.9	3718.5	4618.5	830.6	492.1	123.3	76	37	31.6
7	JENSEN Mathias	7941.0	2303.7	3503.6	1454.8	543.2	135.8	118	37	30.1
9	BRAITHWAITE Martin	6713.0	2704.0	2356.9	949.2	571.3	131.6	81	39	33.0
10	ERIKSEN Christian	12157.4	3463.7	5987.5	1981.7	573.8	150.8	154	43	28.3
11	SKOV OLSEN Andreas	8385.7	3025.6	3350.9	1305.7	509.9	194.5	120	40	29.7
13	KRISTENSEN Rasmus	5402.2	1910.8	2286.2	759.0	350.1	96.7	61	21	30.0
23	HOJBJERG Pierre-Emile	10489.9	3692.4	4607.2	1679.4	425.9	85.0	142	33	28.2
25	LINDSTROM Jesper	11151.2	4384.7	3952.0	1573.4	779.5	461.7	148	65	33.3
12	DOLBERG Kasper	4129.0	1562.8	1587.2	570.2	344.8	64.0	57	28	28.6
14	DAMSGAARD Mikkel	4456.8	1369.6	2071.1	505.9	421.2	89.1	46	29	29.8
21	CORNELIUS Andreas	2938.1	1193.7	1174.3	418.7	121.6	29.7	33	13	27.8
24	SKOV Robert	3093.8	1055.3	1298.5	429.1	239.5	71.5	33	16	30.1
26	BAH Alexander	6153.6	1659.6	3190.6	712.6	436.3	154.5	64	31	32.4



FIFA WORLD CUP
Qatar 2022

