




FIFA WORLD CUP
Qatar 2022



Wales 0 - 3 England

Group B – Match 33
29 November 2022
22:00 Kick Off
Ahmad Bin Ali Stadium



POST MATCH SUMMARY REPORT

Match Summary - Teams



Wales

0 — 3

England

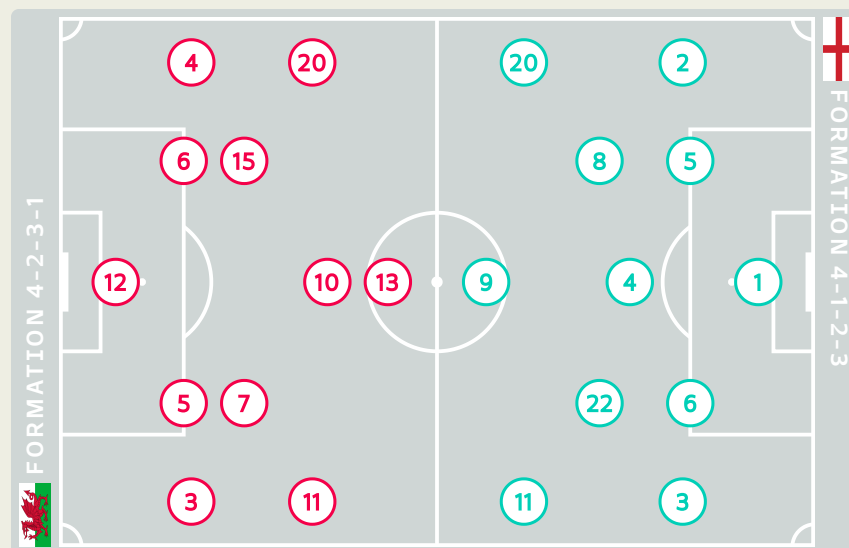


STARTING

12	GK	WARD Danny	
3	DF	WILLIAMS Neco	↓ 36'
4	DF	DAVIES Ben	↓ 59'
5	DF	MEPHAM Chris	
6	DF	RODON Joe	
7	MF	ALLEN Joe	↓ 81'
10	MF	RAMSEY Aaron	61'
11	FW	BALE Gareth (C)	↓ 46'
13	FW	MOORE Kieffer	
15	DF	AMPADU Ethan	
20	FW	JAMES Daniel	29' ↓ 77'

SUBSTITUTES

21	GK	DAVIES Adam	
2	DF	GUNTER Chris	
8	MF	WILSON Harry	↑ 77'
9	FW	JOHNSON Brennan	↑ 46'
14	DF	ROBERTS Connor	↑ 36'
16	MF	MORRELL Joe	↑ 59'
17	DF	LOCKYER Tom	
18	MF	WILLIAMS Jonny	
19	FW	HARRIS Mark	
22	MF	THOMAS Sorba	
23	MF	LEVITT Dylan	
24	DF	CABANGO Ben	
25	DF	COLWILL Rubin	↑ 81'
26	MF	SMITH Matt	



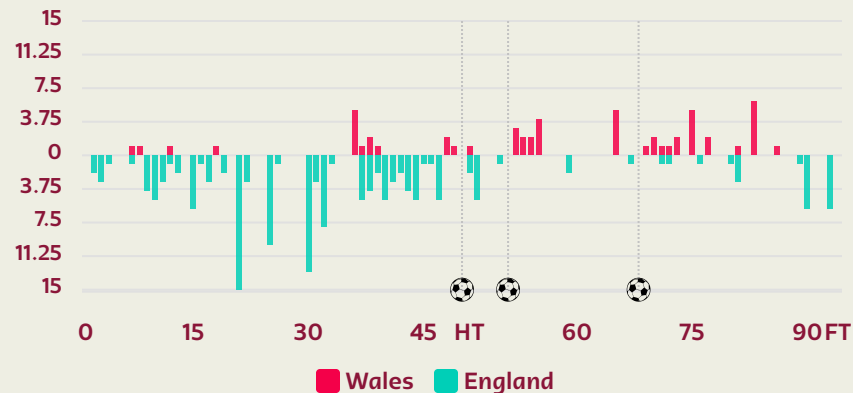
STARTING

PICKFORD Jordan	GK	1			
↓ 57'	WALKER Kyle	DF	2		
↓ 65'	SHAW Luke	DF	3		
↓ 58'	RICE Declan	MF	4		
	STONES John	DF	5		
	MAGUIRE Harry	DF	6		
	HENDERSON Jordan	MF	8		
↓ 58'	(C) KANE Harry	FW	9		
↓ 76'	68'	50'	RASHFORD Marcus	FW	11
	51'	FODEN Phil	MF	20	
	BELLINGHAM Jude	MF	22		

SUBSTITUTES

	POPE Nick	GK	13	
	RAMSDALE Aaron	GK	23	
↑ 76'	GREALISH Jack	FW	7	
	STERLING Raheem	FW	10	
↑ 65'	TRIPPIER Kieran	DF	12	
↑ 58'	PHILLIPS Calvin	MF	14	
	DIER Eric	DF	15	
	COADY Conor	DF	16	
	SAKA Bukayo	FW	17	
↑ 57'	ALEXANDER-ARNOLD Trent	DF	18	
	MOUNT Mason	MF	19	
	WHITE Ben	DF	21	
↑ 58'	WILSON Callum	FW	24	
	MADDISON James	MF	25	
	GALLAGHER Conor	MF	26	

Distribution in the Final Third



Match Summary - Key Statistics



Wales



England



Possession

	Wales	England
Total	33.1%	58.7%
Total	0	3
	7 (1)	17 (7)
	325 (261)	588 (529)
	80 %	90 %
	49	117
	1	8
	46	97
	4	17
	8	23
	328 (54)	167 (24)
	49	56
	51	64
	104.3 km	106.2 km
	13.4 km	12.9 km



Wales

Phases of Play

England



IN POSSESSION



OUT OF POSSESSION





FIFA WORLD CUP
Qatar 2022



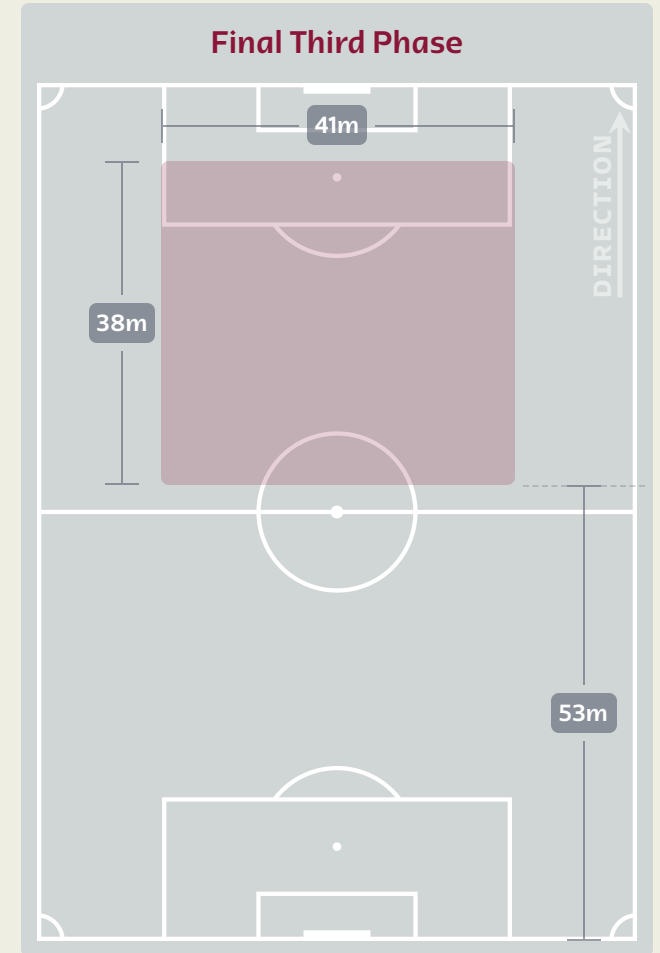
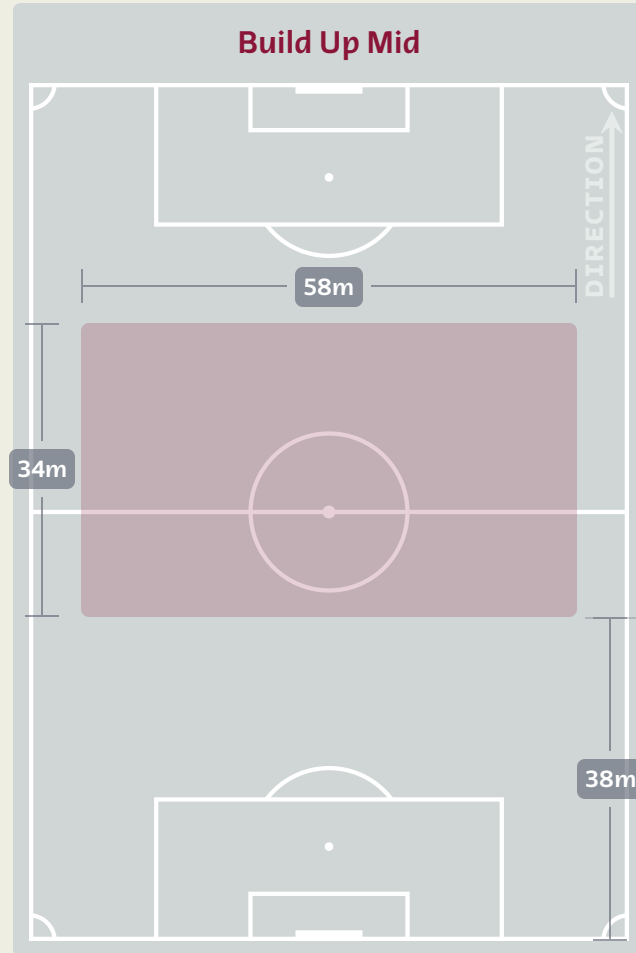
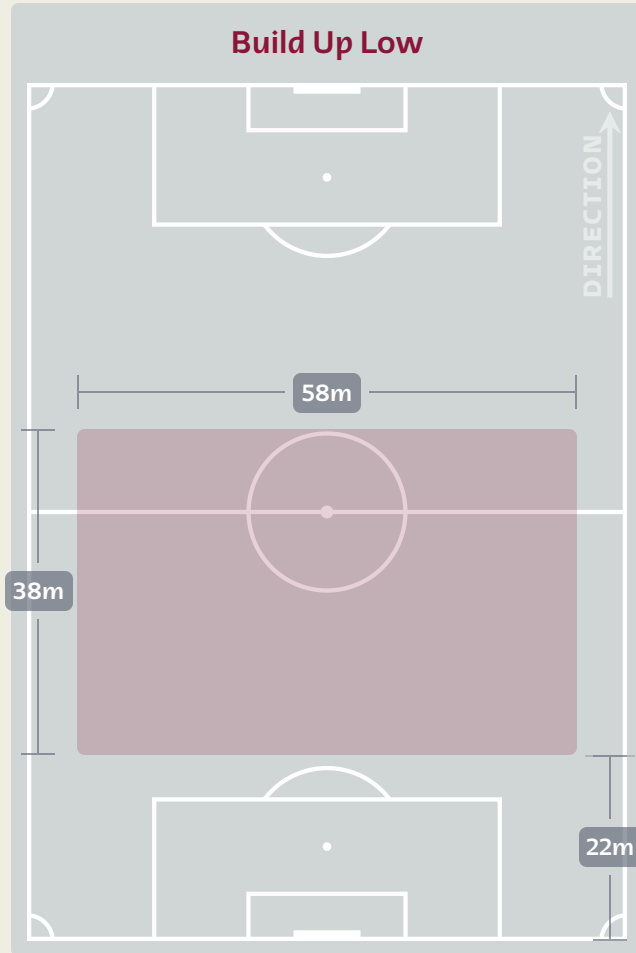
IN POSSESSION



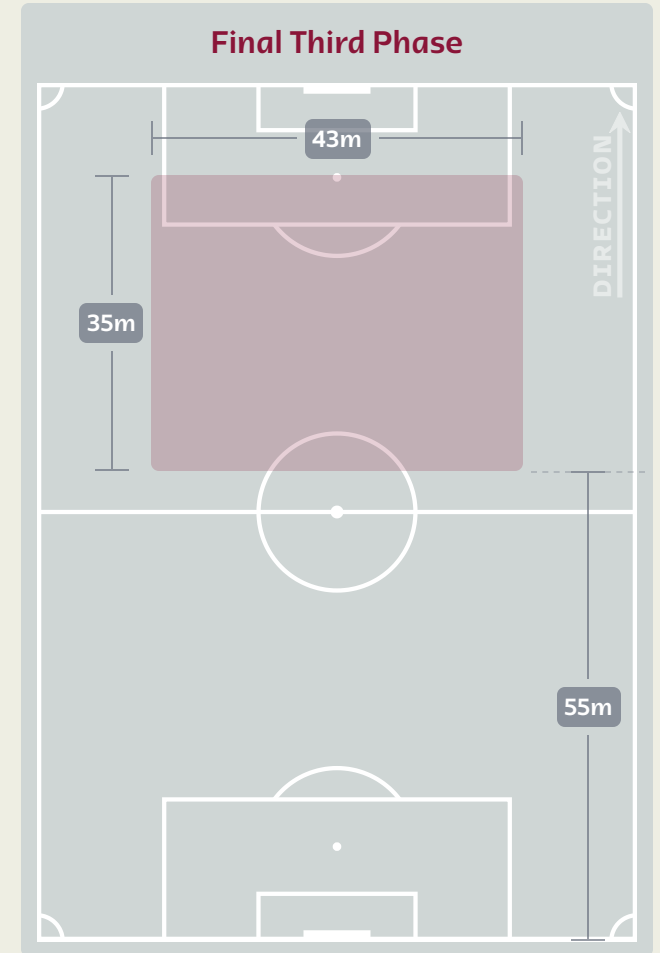
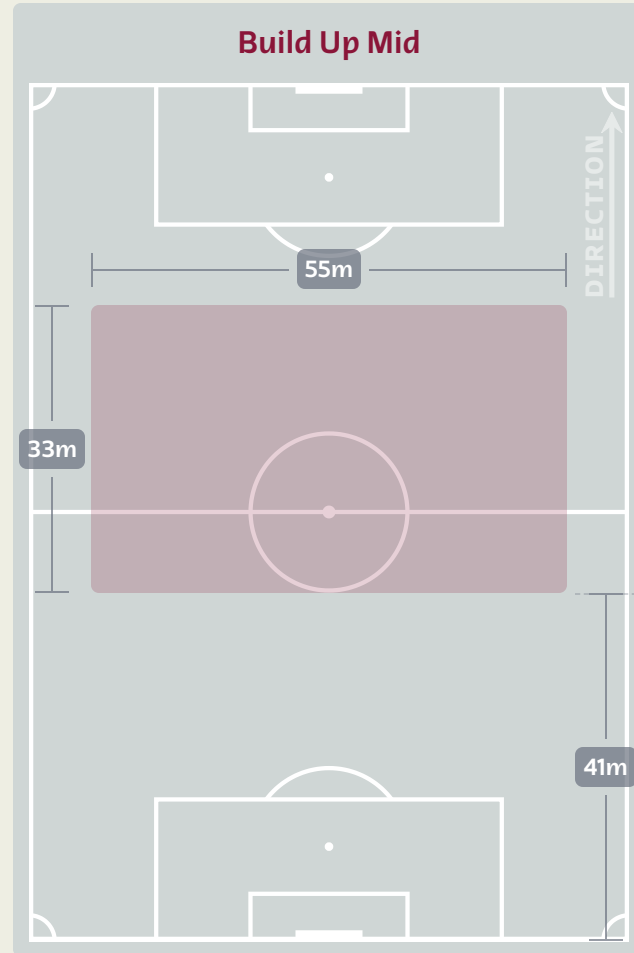
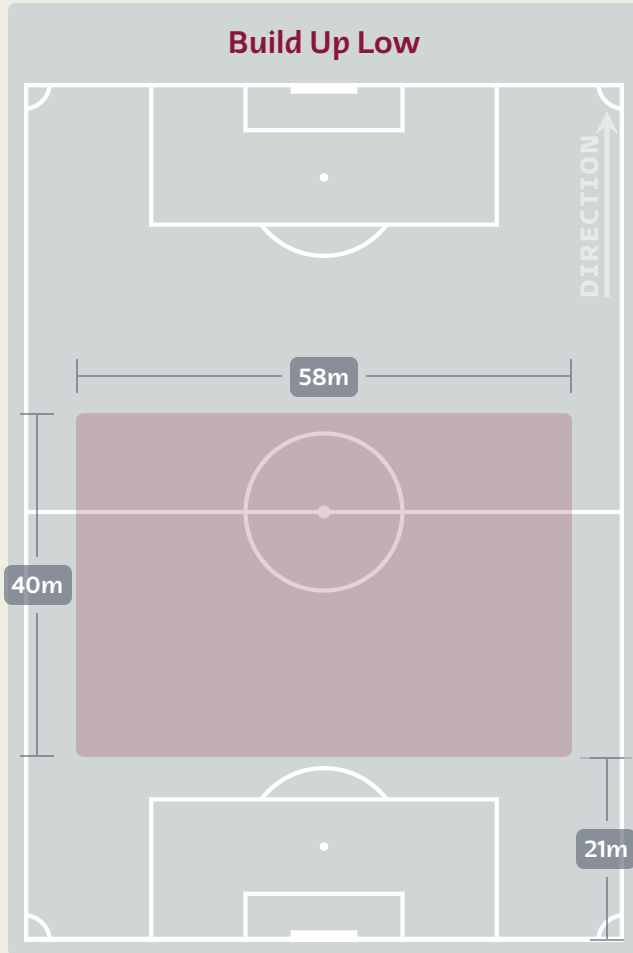
Wales v England



In Possession Line Height & Team Length



In Possession Line Height & Team Length



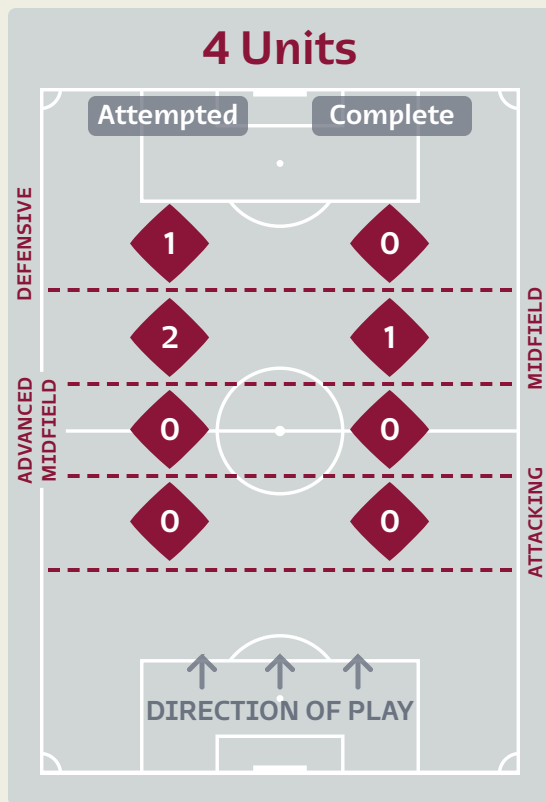
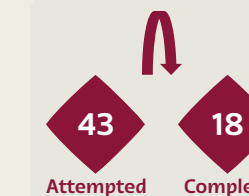
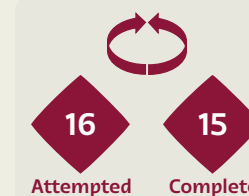
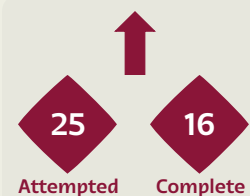
Line Breaks



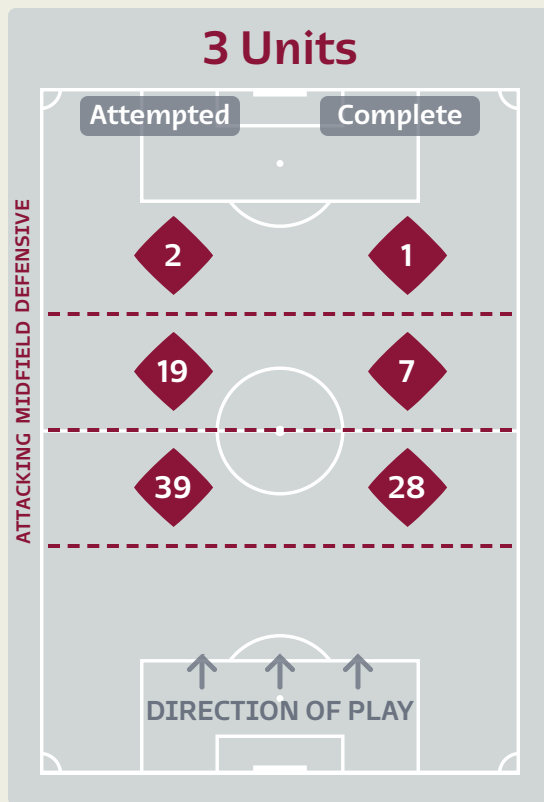
Wales

Attempted Line Breaks

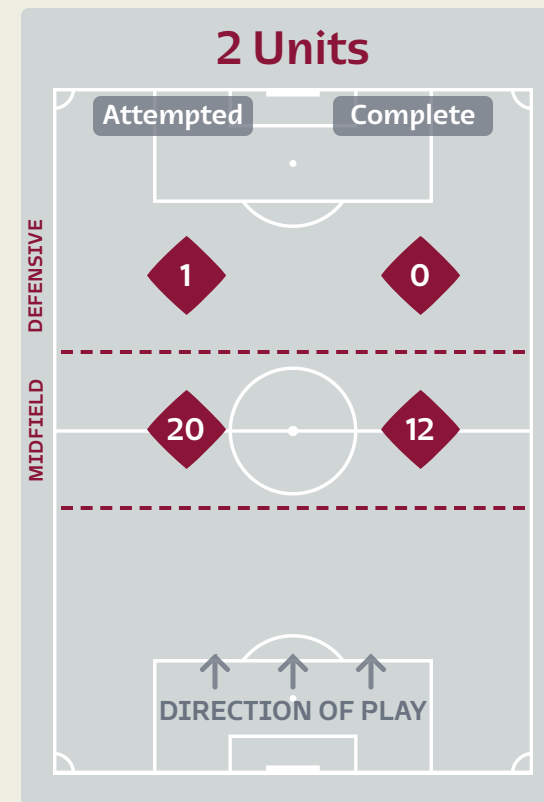
84



Attempted Line Breaks	3
Inside Shape	3
Outside Shape	0



Attempted Line Breaks	60
Inside Shape	40
Outside Shape	20



Attempted Line Breaks	21
Inside Shape	13
Outside Shape	8

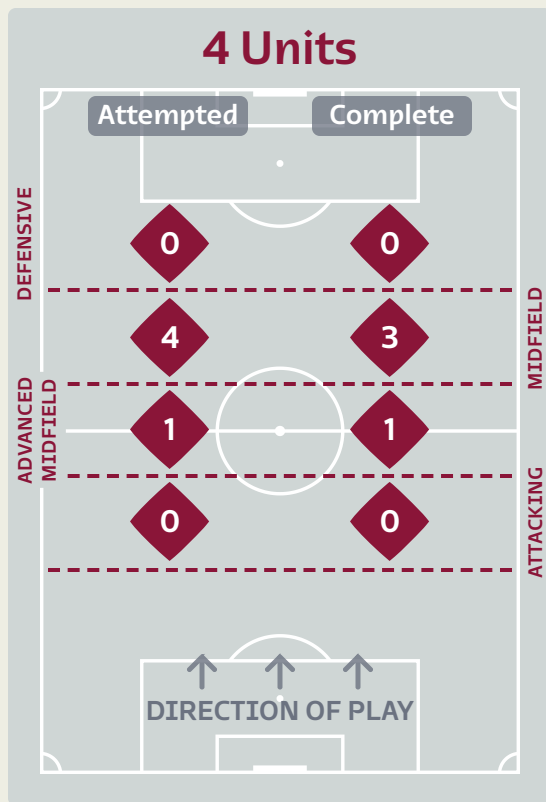

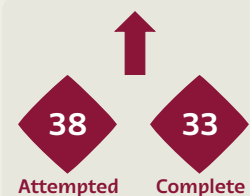
Line Breaks



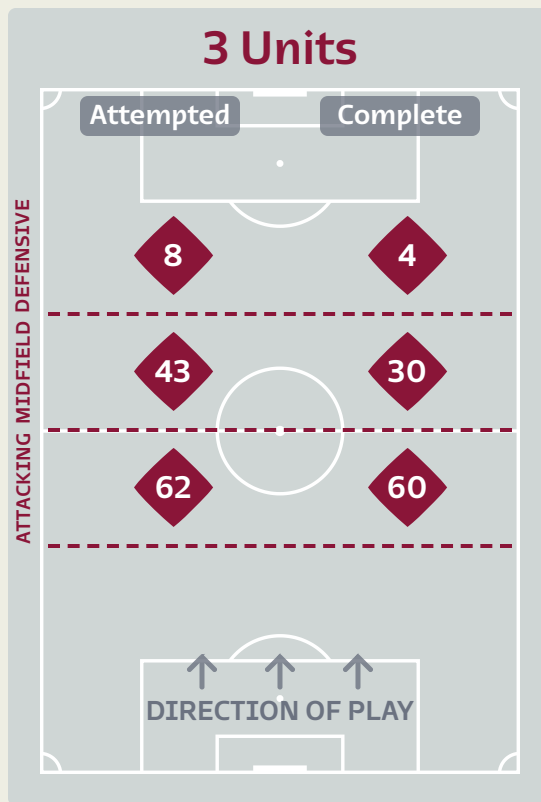
England

Attempted Line Breaks

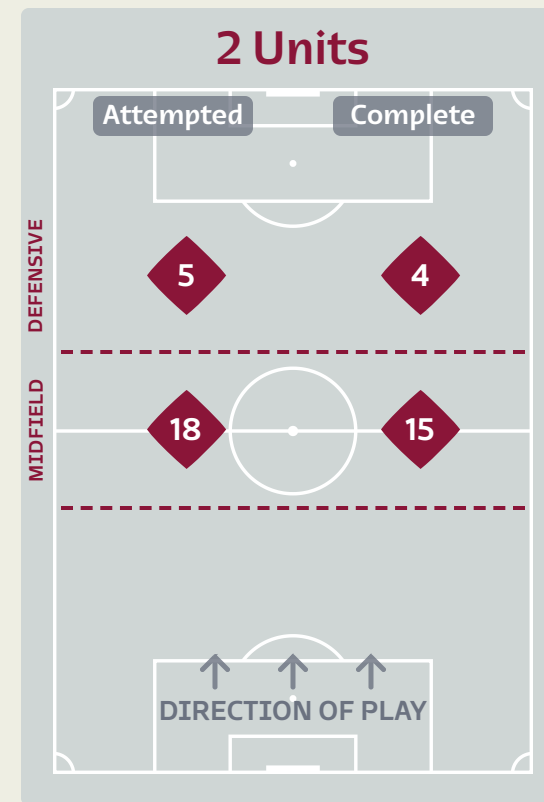
141



Attempted Line Breaks	5
Inside Shape	4
Outside Shape	1



Attempted Line Breaks	113
Inside Shape	49
Outside Shape	64



Attempted Line Breaks	23
Inside Shape	14
Outside Shape	9

Line Breaks

Wales



					4 Units				3 Units			2 Units		Direction			Distribution Type		
#	Player	Line Breaks Attempted	Line Breaks Completed	Line Break Completion %	Attacking Line	Attacking Midfield Line	Midfield Line	Defensive Line	Attacking Line	Midfield Line	Defensive Line	Midfield Line	Defensive Line	Through	Around	Over	Pass	Cross	Ball Progression
12	WARD Danny	19	7	36%	0	0	0	0	10	4	0	5	0	1	0	18	19	0	0
3	WILLIAMS Neco	3	2	66%	0	0	0	0	1	1	1	0	0	0	0	3	3	0	0
4	DAVIES Ben	11	5	45%	0	0	0	0	3	4	0	3	1	1	0	10	11	0	0
5	MEPHAM Chris	15	13	86%	0	0	1	0	10	1	0	3	0	4	6	5	15	0	0
6	RODON Joe	6	4	66%	0	0	0	0	5	1	0	0	0	2	2	2	6	0	0
7	ALLEN Joe	5	4	80%	0	0	0	0	3	2	0	0	0	4	1	0	5	0	0
10	RAMSEY Aaron	2	2	100%	0	0	0	0	0	0	0	2	0	0	1	1	2	0	0
11	BALE Gareth	1	0	0%	0	0	0	0	0	1	0	0	0	0	0	1	1	0	0
13	MOORE Kieffer	2	0	0%	0	0	0	0	0	2	0	0	0	1	0	1	2	0	0
15	AMPADU Ethan	7	4	57%	0	0	0	1	2	2	0	2	0	7	0	0	7	0	0
20	JAMES Daniel	2	0	0%	0	0	0	0	0	0	0	2	0	1	1	0	2	0	0
8	WILSON Harry	1	0	0%	0	0	0	0	0	1	0	0	0	1	0	0	1	0	0
9	JOHNSON Brennan	1	1	100%	0	0	0	0	0	0	0	1	0	1	0	0	1	0	0
14	ROBERTS Connor	6	5	83%	0	0	0	0	5	0	1	0	0	1	4	1	6	0	0
16	MORRELL Joe	2	1	50%	0	0	1	0	0	0	0	1	0	0	1	1	2	0	0
25	COLWILL Rubin	1	1	100%	0	0	0	0	0	0	0	1	0	1	0	0	1	0	0

Line Breaks

England



					4 Units				3 Units			2 Units		Direction			Distribution Type		
#	Player	Line Breaks Attempted	Line Breaks Completed	Line Break Completion %	Attacking Line	Attacking Midfield Line	Midfield Line	Defensive Line	Attacking Line	Midfield Line	Defensive Line	Midfield Line	Defensive Line	Through	Around	Over	Pass	Cross	Ball Progression
1	PICKFORD Jordan	3	1	33%	0	0	0	0	1	2	0	0	0	0	1	2	3	0	0
2	WALKER Kyle	12	12	100%	0	0	0	0	4	4	0	3	1	3	6	3	11	0	1
3	SHAW Luke	16	13	81%	0	0	0	0	7	5	0	4	0	1	11	4	14	2	0
4	RICE Declan	13	13	100%	0	0	0	0	7	3	0	2	1	4	8	1	13	0	0
5	STONES John	20	19	95%	0	0	0	0	14	3	0	2	1	5	9	6	17	0	3
6	MAGUIRE Harry	26	22	84%	0	0	1	0	17	6	0	1	1	4	14	8	23	0	3
8	HENDERSON Jordan	14	10	71%	0	1	0	0	0	6	3	4	0	3	5	6	13	1	0
9	KANE Harry	2	2	100%	0	0	0	0	0	1	1	0	0	2	0	0	2	0	0
11	RASHFORD Marcus	5	1	20%	0	0	0	0	1	2	1	1	0	1	3	1	4	0	1
20	FODEN Phil	6	3	50%	0	0	2	0	0	2	1	0	1	3	1	2	5	0	1
22	BELLINGHAM Jude	5	4	80%	0	0	0	0	0	4	0	1	0	1	2	2	5	0	0
7	GREALISH Jack	4	3	75%	0	0	0	0	2	2	0	0	0	2	1	1	3	0	1
12	TRIPPIER Kieran	2	2	100%	0	0	0	0	2	0	0	0	0	1	0	1	2	0	0
14	PHILLIPS Calvin	4	4	100%	0	0	0	0	3	0	1	0	0	1	1	2	3	0	1
18	ALEXANDER-ARNOLD Trent	7	6	85%	0	0	1	0	4	2	0	0	0	5	1	1	7	0	0
24	WILSON Callum	2	2	100%	0	0	0	0	0	1	1	0	0	2	0	0	2	0	0

Passing Networks

Wales



#	Passes From ↓ to →	WARD Danny	WILLIAMS Neco	DAVIES Ben	MEPHAM Chris	RODON Joe	ALLEN Joe	RAMSEY Aaron	BALE Gareth	MOORE Kieffer	AMPADU Ethan	JAMES Daniel	WILSON Harry	JOHNSON Brennan	ROBERTS Connor	MORRELL Joe	COLWILL Rubin
12	WARD Danny	0	0	1	5	3	0	1	0	4	0	1	0	0	4	0	0
3	WILLIAMS Neco	0	0	0	0	0	0	1	0	1	1	1	0	0	0	0	0
4	DAVIES Ben	1	0	0	0	3	0	3	0	2	2	1	0	0	1	0	0
5	MEPHAM Chris	7	1	1	0	10	10	2	0	1	5	0	0	1	2	1	0
6	RODON Joe	4	0	5	10	0	3	2	0	1	2	3	1	1	2	3	1
7	ALLEN Joe	0	0	3	3	3	0	5	0	0	2	0	0	0	4	2	0
10	RAMSEY Aaron	0	1	4	3	3	2	0	1	1	3	1	1	1	2	0	0
11	BALE Gareth	0	0	1	0	0	0	0	0	0	0	0	0	0	0	0	0
13	MOORE Kieffer	0	0	1	1	1	0	0	1	0	1	0	0	0	2	1	1
15	AMPADU Ethan	1	0	1	7	4	1	1	0	3	0	1	1	0	1	0	0
20	JAMES Daniel	0	0	1	1	0	1	2	0	1	0	0	0	0	1	0	0
8	WILSON Harry	0	0	0	1	1	0	0	0	1	1	0	0	0	1	0	0
9	JOHNSON Brennan	0	0	0	0	0	0	0	0	0	0	1	0	0	0	1	0
14	ROBERTS Connor	3	0	0	3	7	2	1	0	1	0	1	2	0	0	0	1
16	MORRELL Joe	1	0	0	3	0	0	0	0	0	1	2	0	1	3	0	0
25	COLWILL Rubin	0	0	0	1	0	0	0	0	1	0	0	0	0	0	0	0

Top 5 Player to Player Passers		
Player	Passed To	% of Total Team Passes
MEPHAM Chris	ALLEN Joe	4%
MEPHAM Chris	RODON Joe	4%
RODON Joe	MEPHAM Chris	4%
MEPHAM Chris	WARD Danny	2.8%
AMPADU Ethan	MEPHAM Chris	2.8%

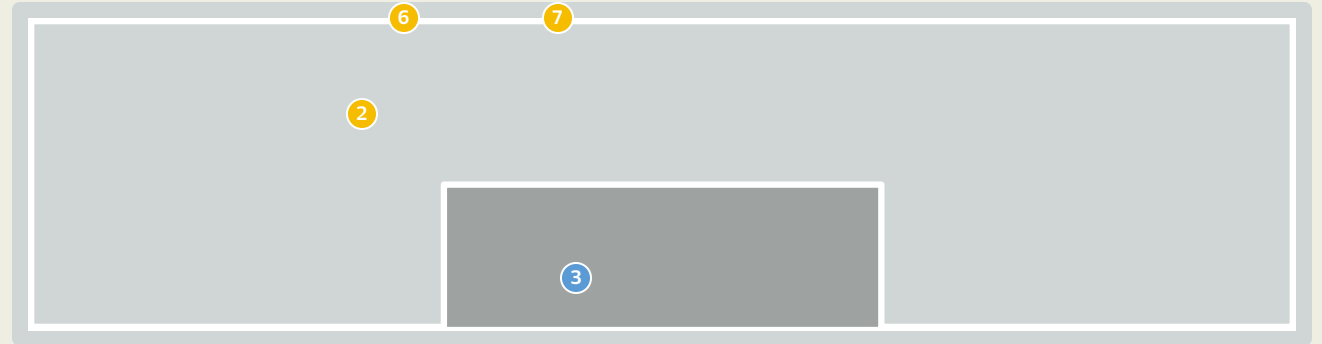
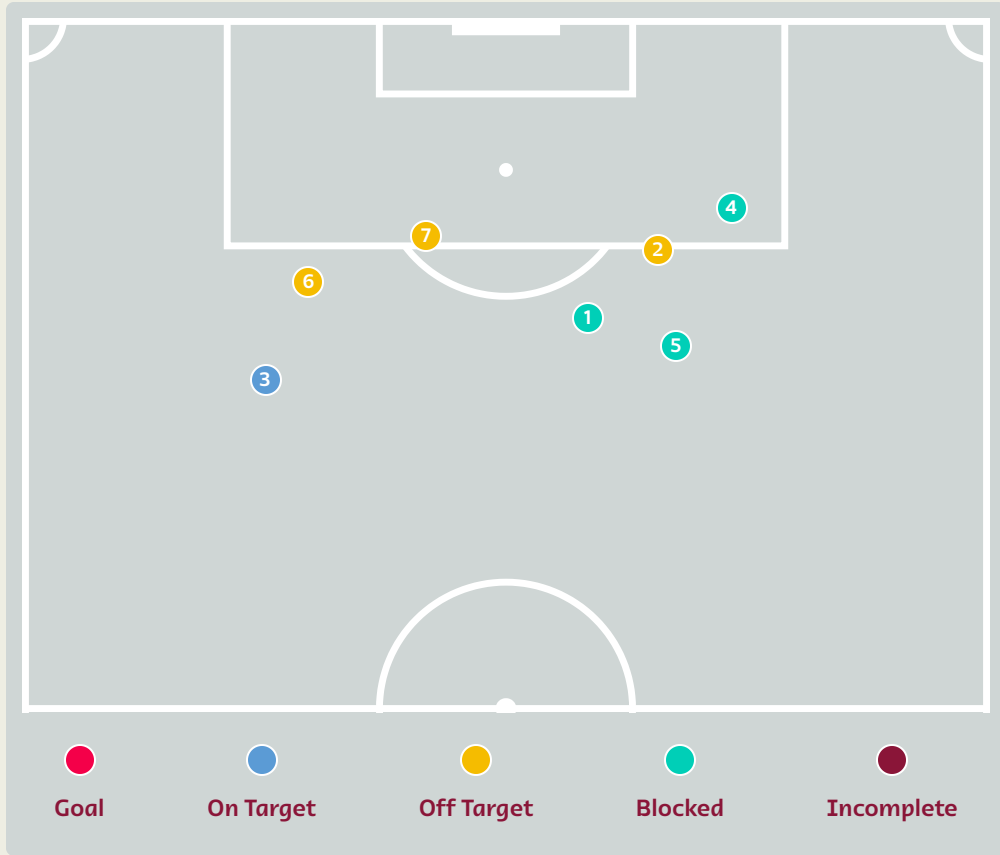
Passing Networks



#	Passes From ↓ to →	PICKFORD Jordan	WALKER Kyle	SHAW Luke	RICE Declan	STONES John	MAGUIRE Harry	HENDERSON Jordan	KANE Harry	RASHFORD Marcus	FODEN Phil	BELLINGHAM Jude	GREALISH Jack	TRIPPIER Kieran	PHILLIPS Calvin	ALEXANDER-ARNOLD Trent	WILSON Callum
1	PICKFORD Jordan	0	3	1	1	7	11	2	0	0	0	1	0	1	1	1	0
2	WALKER Kyle	0	0	3	6	10	4	7	0	1	6	3	0	0	0	0	0
3	SHAW Luke	0	1	0	8	5	8	0	3	9	2	6	0	0	0	0	0
4	RICE Declan	0	4	9	0	4	9	3	0	4	5	3	0	0	0	0	0
5	STONES John	5	7	3	7	0	15	10	0	3	5	1	1	1	2	8	1
6	MAGUIRE Harry	11	4	14	1	14	0	4	0	6	1	4	5	3	1	1	0
8	HENDERSON Jordan	2	3	3	4	10	6	0	2	1	3	2	1	0	1	3	1
9	KANE Harry	0	0	2	0	0	0	0	0	1	2	1	0	0	0	0	0
11	RASHFORD Marcus	0	1	4	4	2	5	3	0	0	0	2	0	0	0	0	0
20	FODEN Phil	0	8	1	2	1	0	6	0	0	0	3	0	0	0	0	2
22	BELLINGHAM Jude	0	3	9	2	2	5	2	5	2	5	0	3	1	3	1	0
7	GREALISH Jack	0	0	0	0	0	3	1	0	0	1	5	0	0	1	0	1
12	TRIPPIER Kieran	1	0	0	0	4	3	1	0	0	0	1	1	0	2	0	0
14	PHILLIPS Calvin	1	0	0	0	2	1	1	0	1	1	2	2	1	0	3	0
18	ALEXANDER-ARNOLD Trent	2	0	0	0	4	2	2	0	2	1	0	0	1	2	0	2
24	WILSON Callum	0	0	0	0	0	2	1	0	0	1	1	0	0	0	0	0

Top 5 Player to Player Passers		
Player	Passed To	% of Total Team Passes
STONES John	MAGUIRE Harry	2.9%
MAGUIRE Harry	SHAW Luke	2.7%
MAGUIRE Harry	STONES John	2.7%
PICKFORD Jordan	MAGUIRE Harry	2.1%
MAGUIRE Harry	PICKFORD Jordan	2.1%

Attempts at Goal



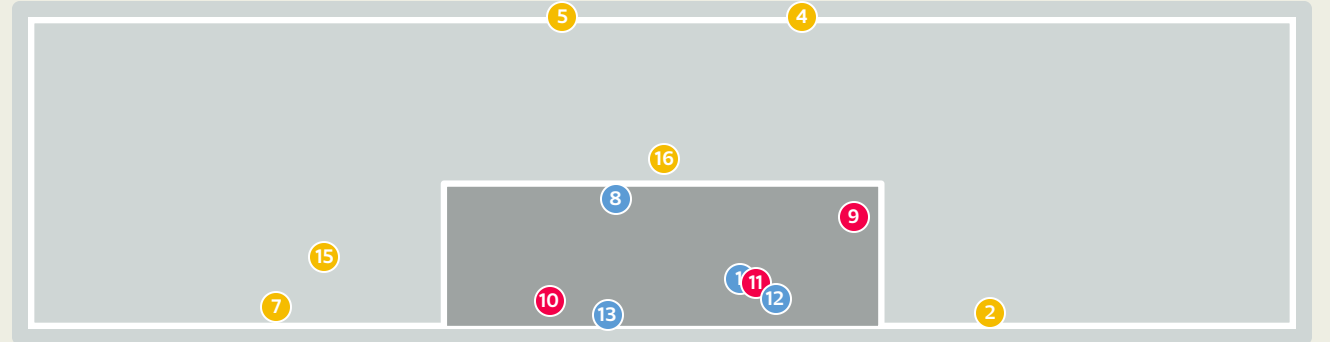
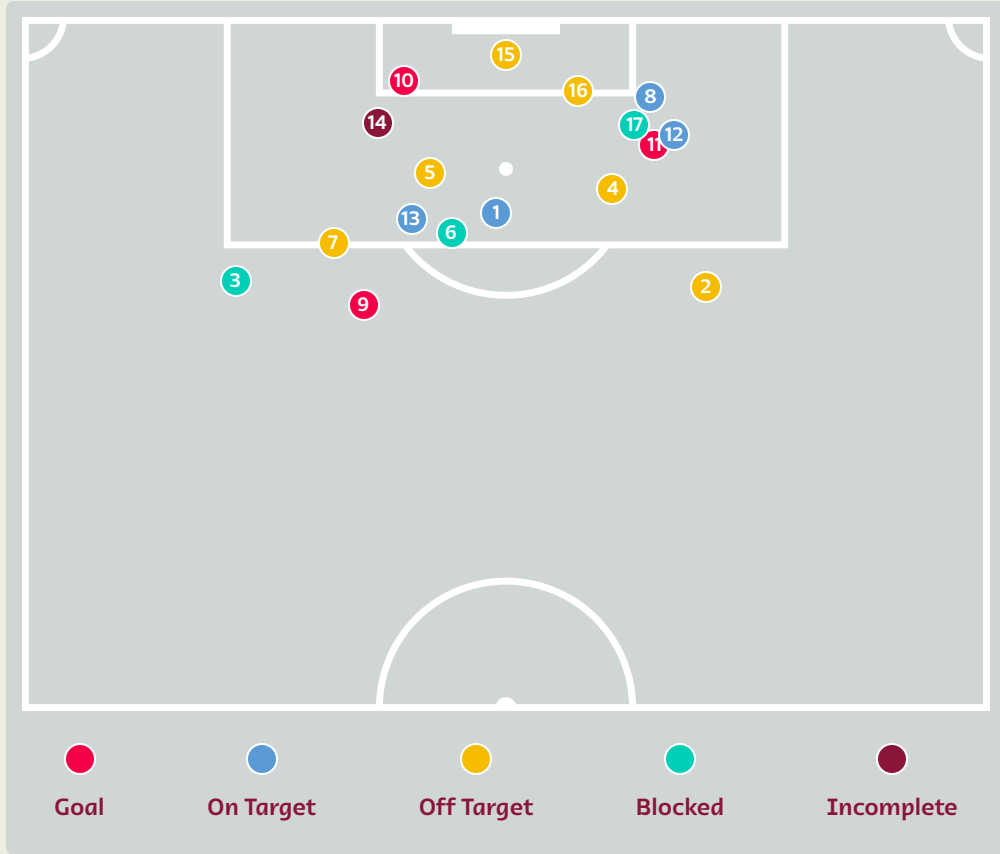
Key	Outcome	Shots
●	Goals	0
●	On Target	1
●	Off Target	3
●	Blocked	3
●	Incomplete	0

Attempts at Goal

Wales

Time	Player	Outcome	Body Part	Delivery Type
38	7 ALLEN Joe	Incomplete - Blocked	Right Foot	Pass
49	7 ALLEN Joe	Off Target	Left Foot	Pass
55	13 MOORE Kieffer	Deflected On Target - Saved	Right Foot	Pass
72	9 JOHNSON Brennan	Incomplete - Blocked	Right Foot	Pass
83	8 WILSON Harry	Incomplete - Blocked	Left Foot	Freekick
83	25 COLWILL Rubin	Off Target	Right Foot	Loose Ball
86	13 MOORE Kieffer	Off Target	Right Foot	Pass

Attempts at Goal



Key	Outcome	Shots
●	Goals	3
●	On Target	4
●	Off Target	6
●	Blocked	3
●	Incomplete	1

Attempts at Goal

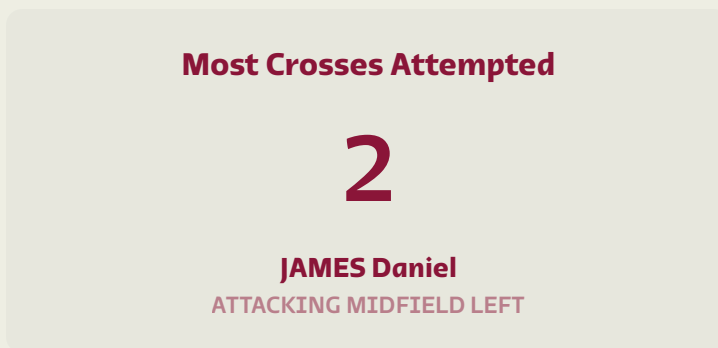
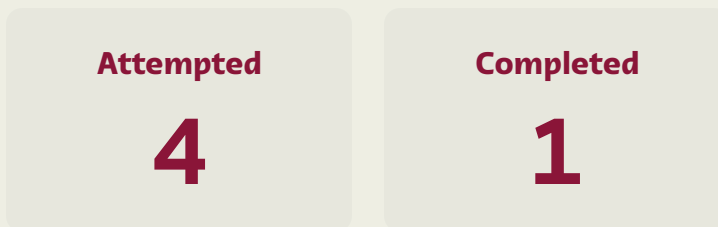
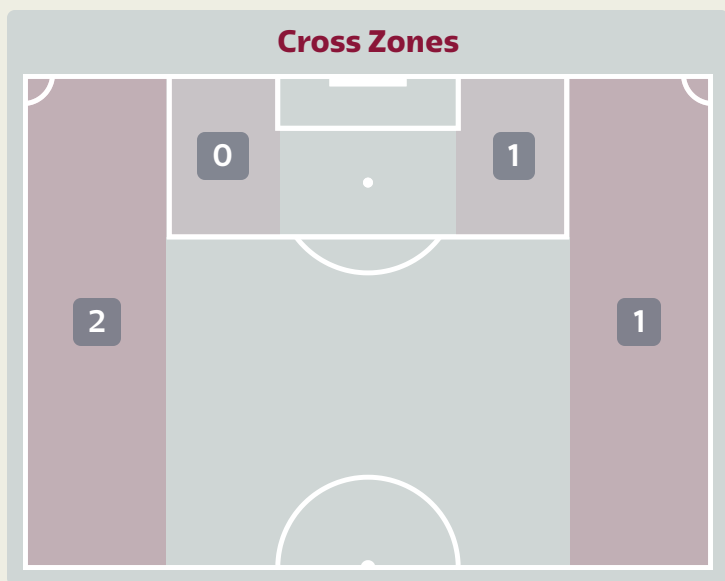
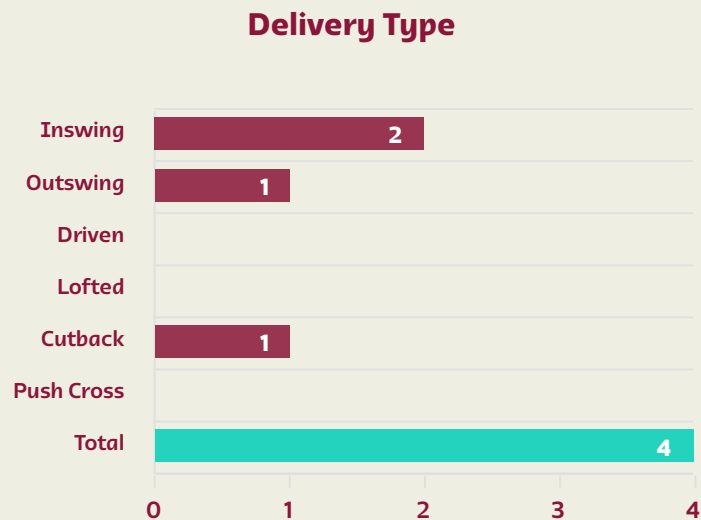
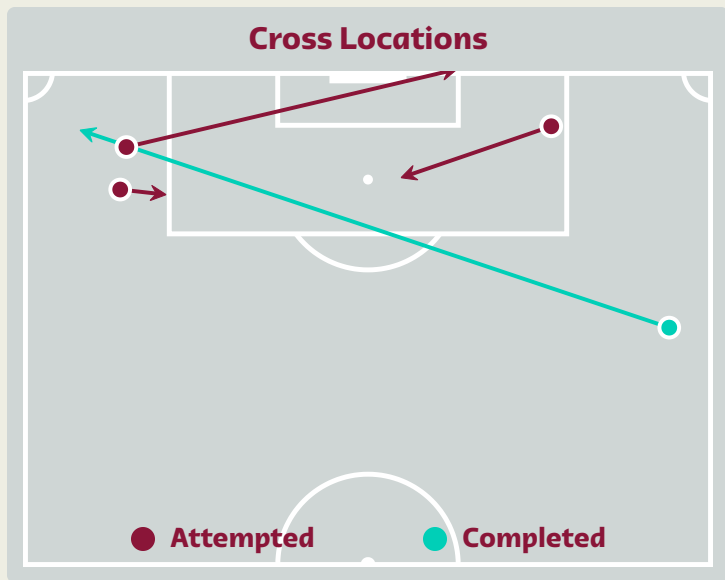
England



Time	Player	Outcome	Body Part	Delivery Type
9	11 RASHFORD Marcus	On Target - Saved	Right Foot	Pass
14	20 FODEN Phil	Off Target	Left Foot	Loose Ball
23	11 RASHFORD Marcus	Incomplete - Blocked	Right Foot	Freekick
37	20 FODEN Phil	Off Target	Left Foot	Pass
38	11 RASHFORD Marcus	Off Target - Player On Ball Error	Right Foot	Loose Ball
43	9 KANE Harry	Incomplete - Blocked	Left Foot	Pass
47	9 KANE Harry	Deflected Off Target - Defensive Event	Right Foot	Pass
47	5 STONES John	On Target - Saved	Head	Corner
49	11 RASHFORD Marcus	On Target - Goal	Right Foot	Freekick
50	20 FODEN Phil	On Target - Goal	Left Foot	Cross
67	11 RASHFORD Marcus	On Target - Goal	Left Foot	Ball Progression
71	11 RASHFORD Marcus	On Target - Saved	Right Foot	Pass
76	22 BELLINGHAM Jude	Deflected On Target - Saved	Right Foot	Pass
76	22 BELLINGHAM Jude	Incomplete	Left Foot	Other
76	20 FODEN Phil	Off Target	Left Foot	Loose Ball
90	5 STONES John	Off Target	Left Foot	Loose Ball
93	20 FODEN Phil	Incomplete - Blocked	Left Foot	Pass



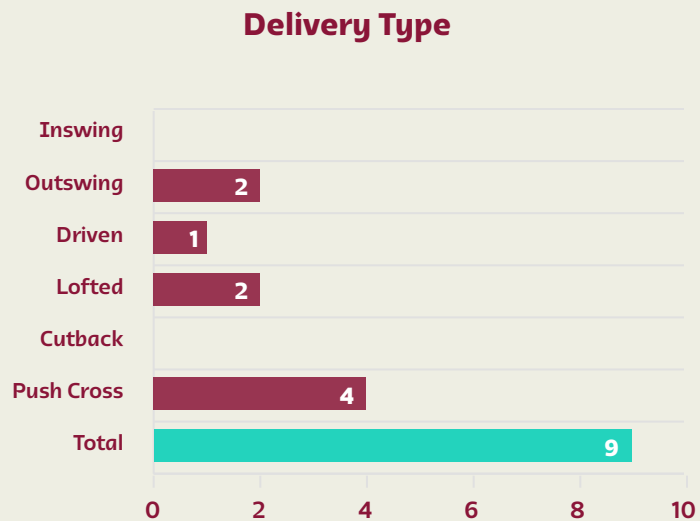
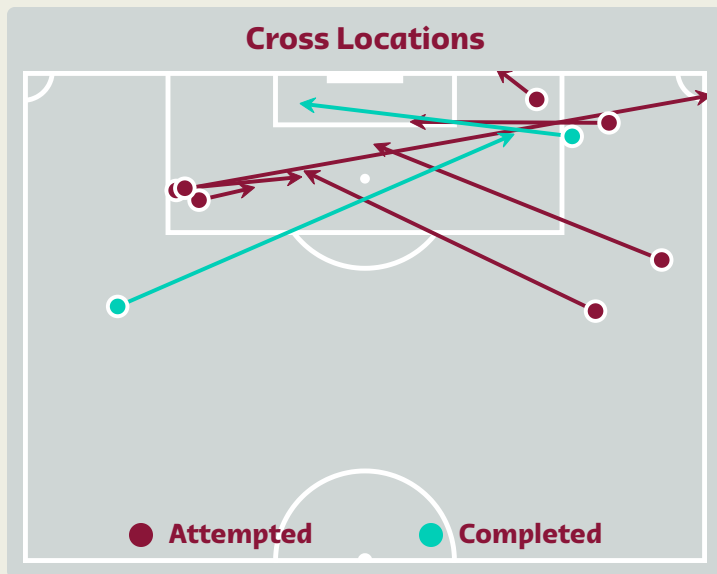
Crosses (Open Play)



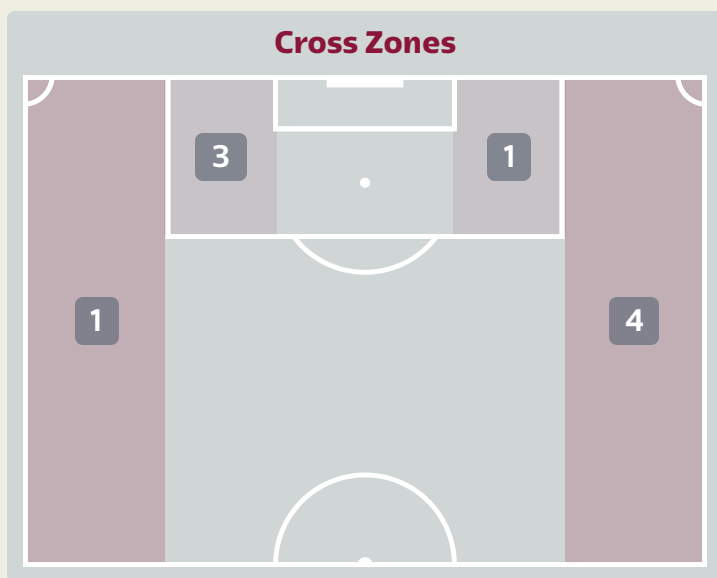
#	Player	Inswing	Outswing	Driven	Lofted	Cutback	Push Cross	Total Attempted
12	WARD Danny	0	0	0	0	0	0	0
3	WILLIAMS Neco	0	0	0	0	0	0	0
4	DAVIES Ben	0	0	0	0	0	0	0
5	MEPHAM Chris	0	0	0	0	0	0	0
6	RODON Joe	0	0	0	0	0	0	0
7	ALLEN Joe	0	0	0	0	0	0	0
10	RAMSEY Aaron	0	1	0	0	0	0	1
11	BALE Gareth	0	0	0	0	0	0	0
13	MOORE Kieffer	0	0	0	0	0	0	0
15	AMPADU Ethan	0	0	0	0	0	0	0
20	JAMES Daniel	2	0	0	0	0	0	2
8	WILSON Harry	0	0	0	0	0	0	0
9	JOHNSON Brennan	0	0	0	0	1	0	1
14	ROBERTS Connor	0	0	0	0	0	0	0
16	MORRELL Joe	0	0	0	0	0	0	0
25	COLWILL Ruben	0	0	0	0	0	0	0



Crosses (Open Play)



#	Player	Inswing	Outswing	Driven	Lofted	Cutback	Push Cross	Total Attempted
1	PICKFORD Jordan	0	0	0	0	0	0	0
2	WALKER Kyle	0	1	0	0	0	0	1
3	SHAW Luke	0	1	0	0	0	1	2
4	RICE Declan	0	0	0	0	0	0	0
5	STONES John	0	0	0	0	0	0	0
6	MAGUIRE Harry	0	0	0	1	0	0	1
8	HENDERSON Jordan	0	0	1	1	0	0	2
9	KANE Harry	0	0	0	0	0	1	1
11	RASHFORD Marcus	0	0	0	0	0	1	1
20	FODEN Phil	0	0	0	0	0	1	1
22	BELLINGHAM Jude	0	0	0	0	0	0	0
7	GREALISH Jack	0	0	0	0	0	0	0
12	TRIPPIER Kieran	0	0	0	0	0	0	0
14	PHILLIPS Calvin	0	0	0	0	0	0	0
18	ALEXANDER-ARNOLD Trent	0	0	0	0	0	0	0
24	WILSON Callum	0	0	0	0	0	0	0



Attempted

9

Completed

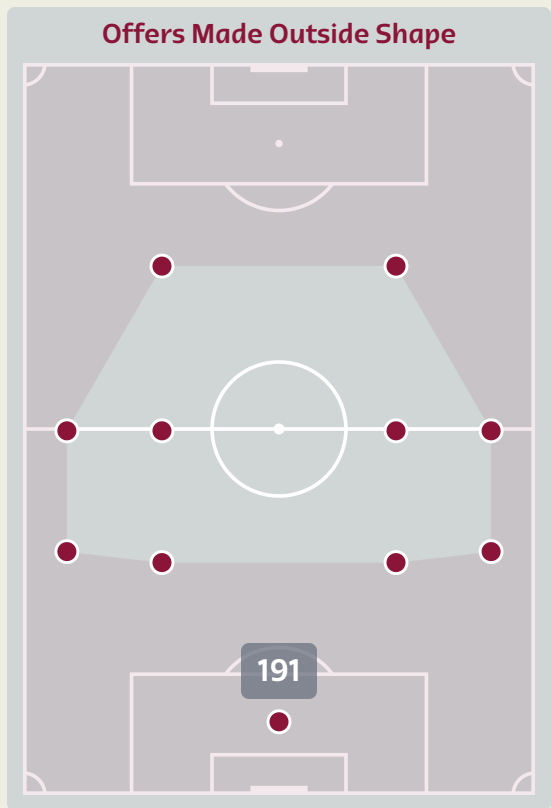
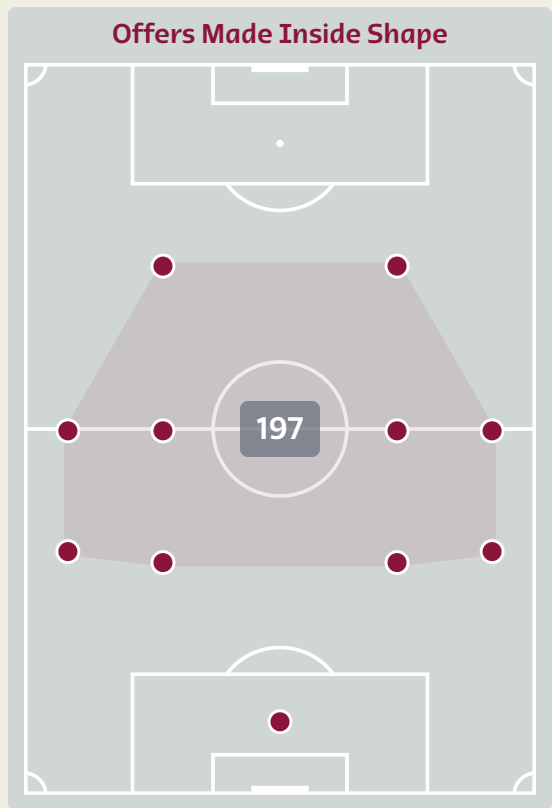
2

Most Crosses Attempted

2

SHAW Luke
LEFT BACK

Offering to Receive



#	Player	Offers Made	Offers Received	% Made & Received
12	WARD Danny	11	6	54.5%
3	WILLIAMS Neco	6	1	16.7%
4	DAVIES Ben	14	8	57.1%
5	MEPHAM Chris	20	11	55%
6	RODON Joe	29	13	44.8%
7	ALLEN Joe	45	14	31.1%
10	RAMSEY Aaron	36	15	41.7%
11	BALE Gareth	20	2	10%
13	MOORE Kieffer	40	8	20%
15	AMPADU Ethan	43	12	27.9%
20	JAMES Daniel	29	5	17.2%
8	WILSON Harry	10	3	30%
9	JOHNSON Brennan	30	4	13.3%
14	ROBERTS Connor	25	9	36%
16	MORRELL Joe	24	5	20.8%
25	COLWILL Ruben	6	2	33.3%

Offering to Receive

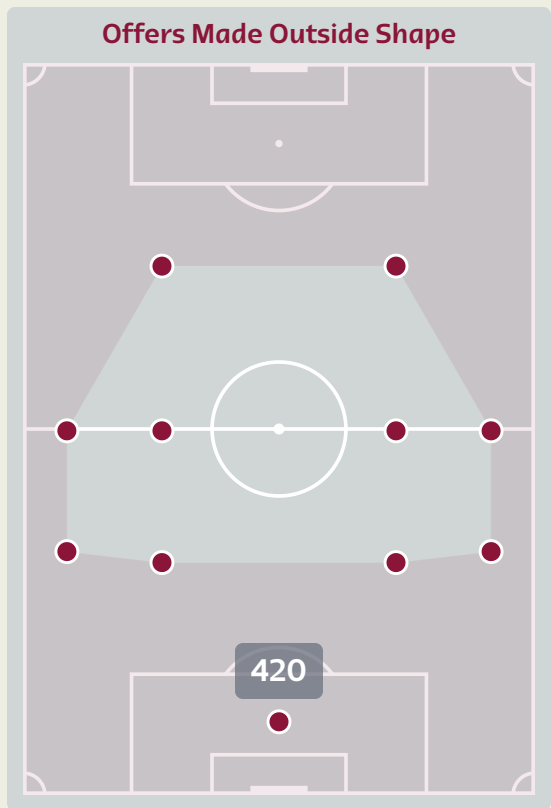
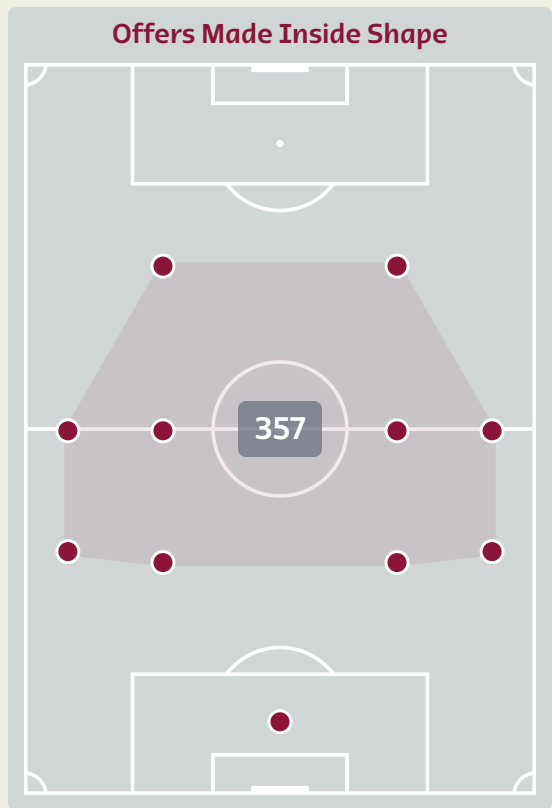


777
Total Offers Made

293
Total Offers Received

Most Offers
129
BELLINGHAM Jude
LEFT CENTRE MIDFIELD

247
Offers Made in Final Third



369
Offers Made in Middle Third

161
Offers Made in Defensive Third

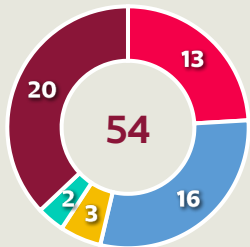
#	Player	Offers Made	Offers Received	% Made & Received
1	PICKFORD Jordan	36	21	58.3%
2	WALKER Kyle	70	32	45.7%
3	SHAW Luke	51	27	52.9%
4	RICE Declan	63	20	31.7%
5	STONES John	48	30	62.5%
6	MAGUIRE Harry	42	29	69%
8	HENDERSON Jordan	44	15	34.1%
9	KANE Harry	23	5	21.7%
11	RASHFORD Marcus	64	26	40.6%
20	FODEN Phil	105	21	20%
22	BELLINGHAM Jude	129	34	26.4%
7	GREALISH Jack	20	12	60%
12	TRIPPIER Kieran	15	4	26.7%
14	PHILLIPS Calvin	27	4	14.8%
18	ALEXANDER-ARNOLD Trent	15	6	40%
24	WILSON Callum	25	7	28%

Movement to Receive

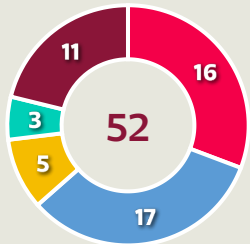


Movement Types by Phase

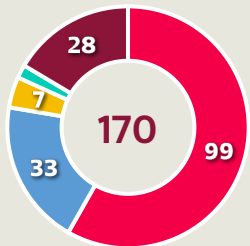
Final Third Phase



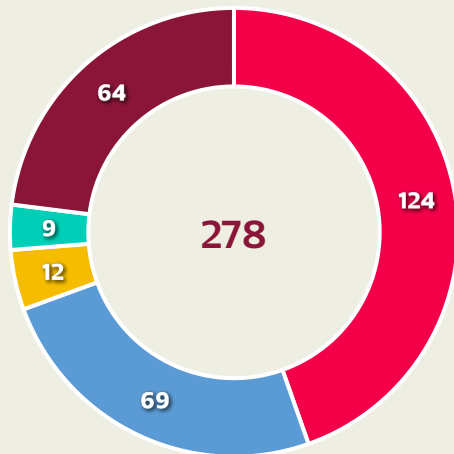
Progression Phase



Build Up Phase



All Movement Types

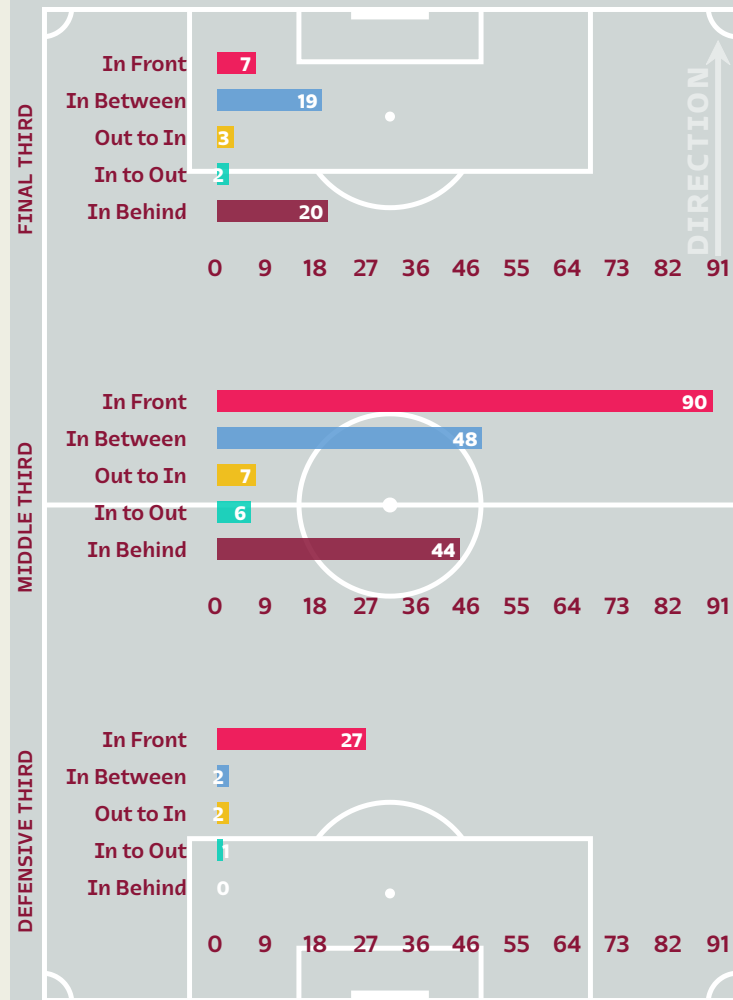


- In Front
- In Between
- Out to In
- In to Out
- In Behind

Top Ranked Players

Type	Player	Movements
In Front	7 ALLEN Joe	30
In Between	13 MOORE Kieffer	16
Out to In	9 JOHNSON Brennan	3
In to Out	15 AMPADU Ethan	2
In Behind	13 MOORE Kieffer	17

Movement Types Pitch Third

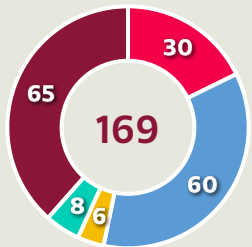


Movement to Receive

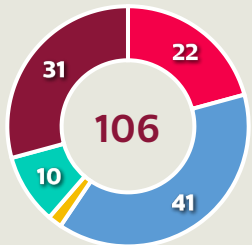


Movement Types by Phase

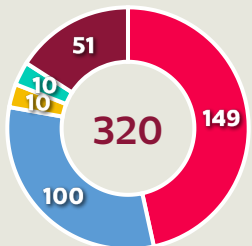
Final Third Phase



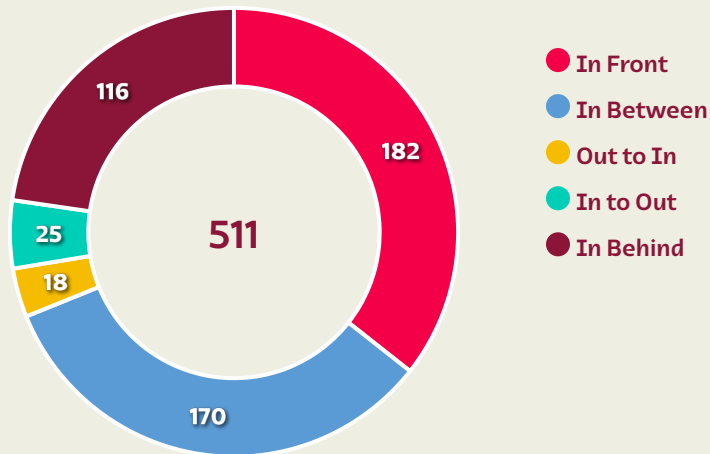
Progression Phase



Build Up Phase



All Movement Types

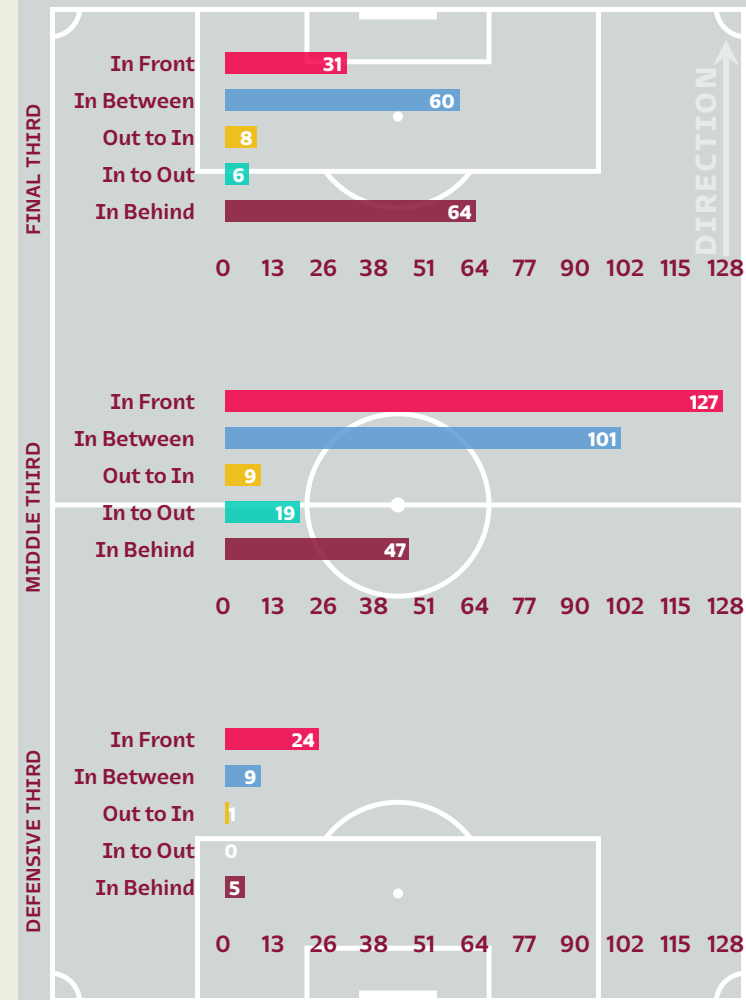


- In Front
- In Between
- Out to In
- In to Out
- In Behind

Top Ranked Players

Type	Player	Movements
In Front	4 RICE Declan	39
In Between	22 BELLINGHAM Jude	48
Out to In	20 FODEN Phil	6
In to Out	22 BELLINGHAM Jude	12
In Behind	20 FODEN Phil	35

Movement Types Pitch Third





FIFA WORLD CUP
Qatar 2022



OUT OF POSSESSION



Wales v England





Defensive Actions

49

Forced Turnovers

35

Possession Regained

2

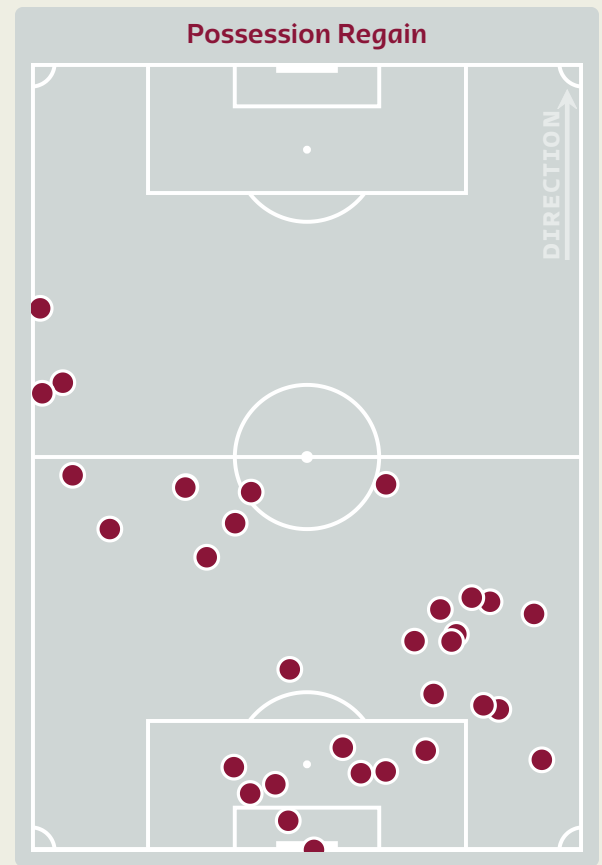
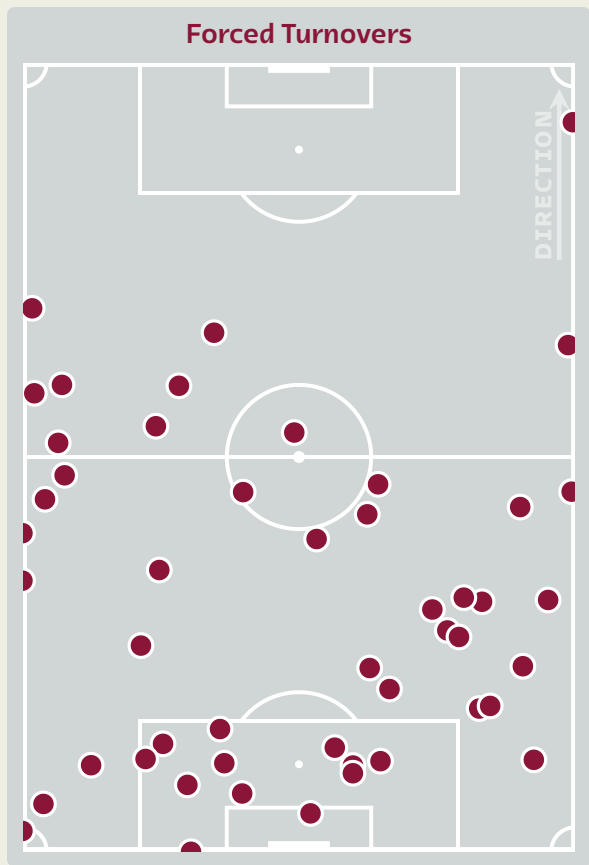
Interceptions

39

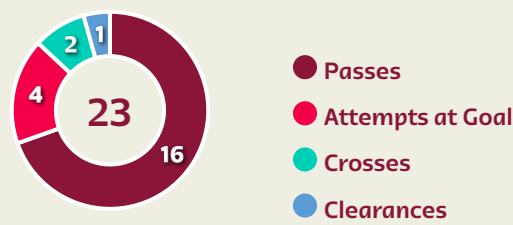
Tackles

3.02

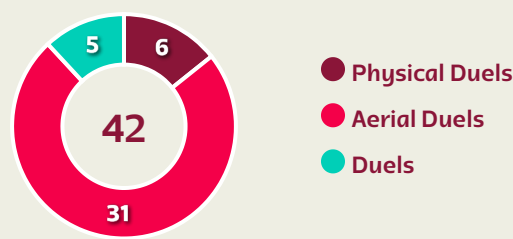
Possession Actions / Defensive Action



Blocks



Possession Contests



Most Possession Regains

11

MEPHAM Chris
RIGHT CENTRE BACK

#	Player	Total Possession Regains
12	WARD Danny	3
3	WILLIAMS Neco	0
4	DAVIES Ben	1
5	MEPHAM Chris	11
6	RODON Joe	6
7	ALLEN Joe	2
10	RAMSEY Aaron	2
11	BALE Gareth	0
13	MOORE Kieffer	2
15	AMPADU Ethan	4
20	JAMES Daniel	2
8	WILSON Harry	0
9	JOHNSON Brennan	0
14	ROBERTS Connor	0
16	MORRELL Joe	2
25	COLWILL Ruben	0

Defensive Actions



56

Forced Turnovers

29

Possession Regained

5

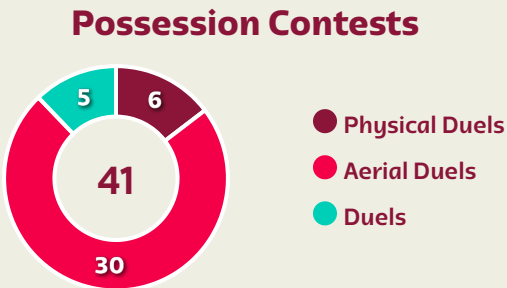
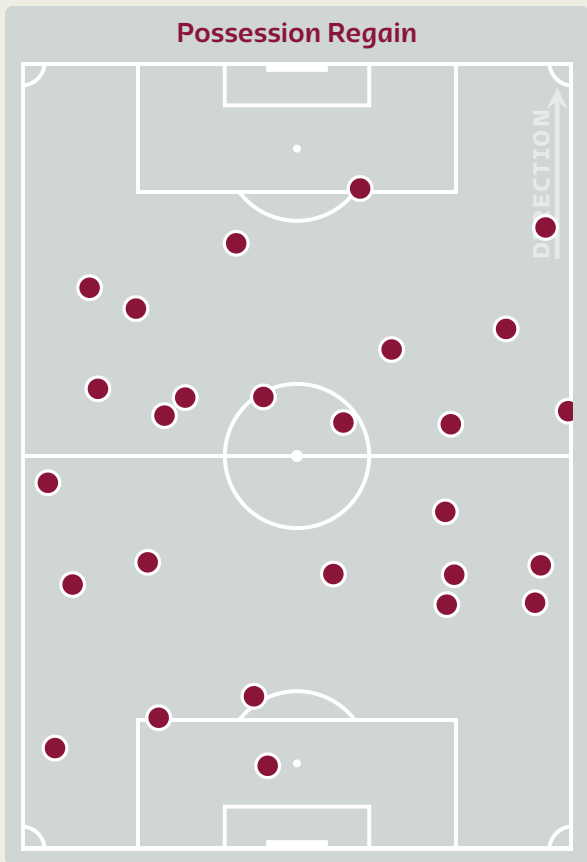
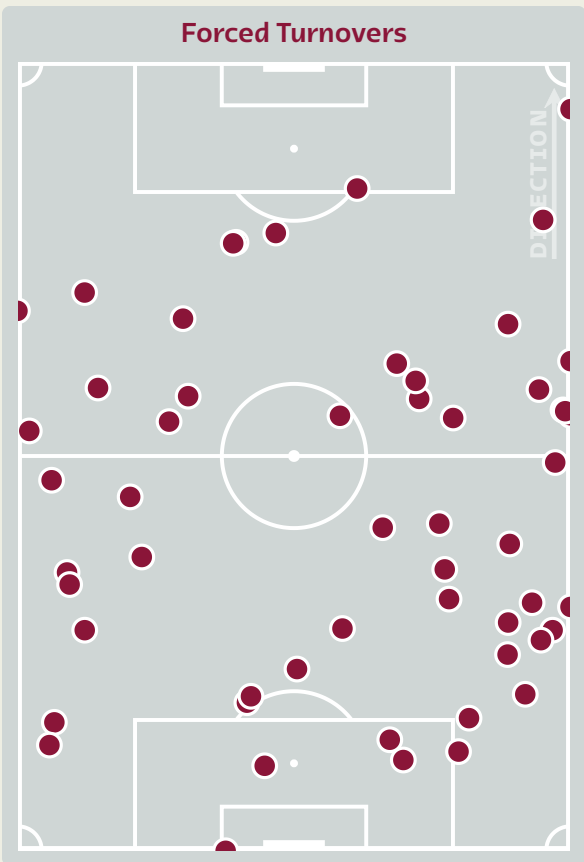
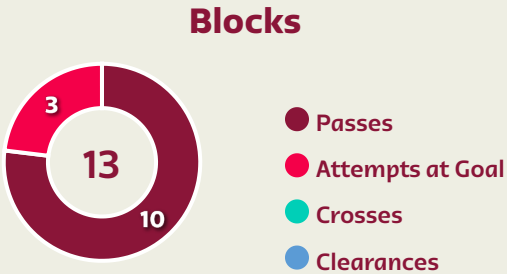
Interceptions

13

Tackles

9.92

Possession Actions / Defensive Action



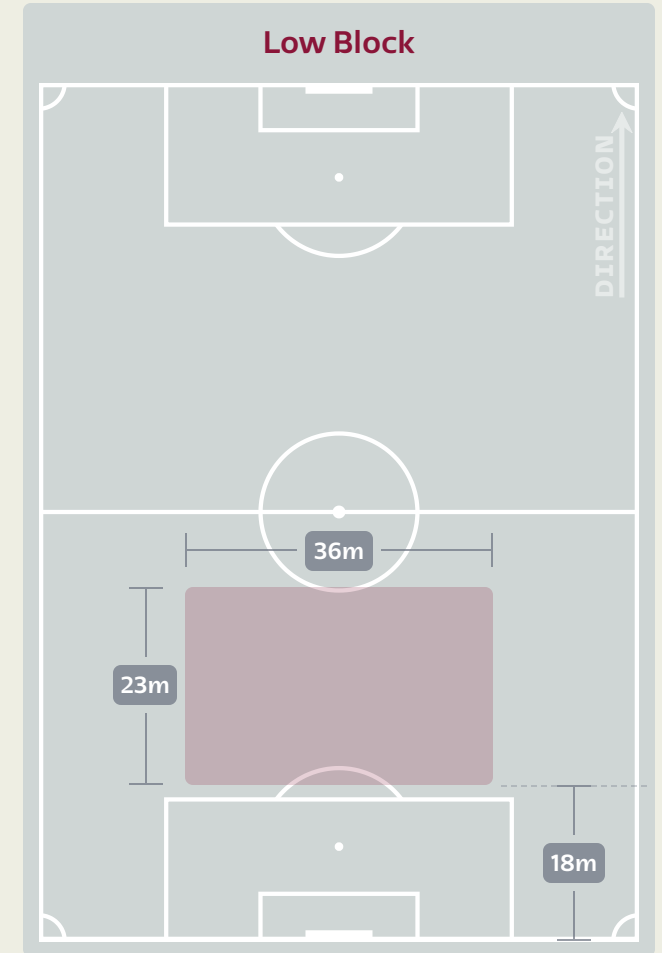
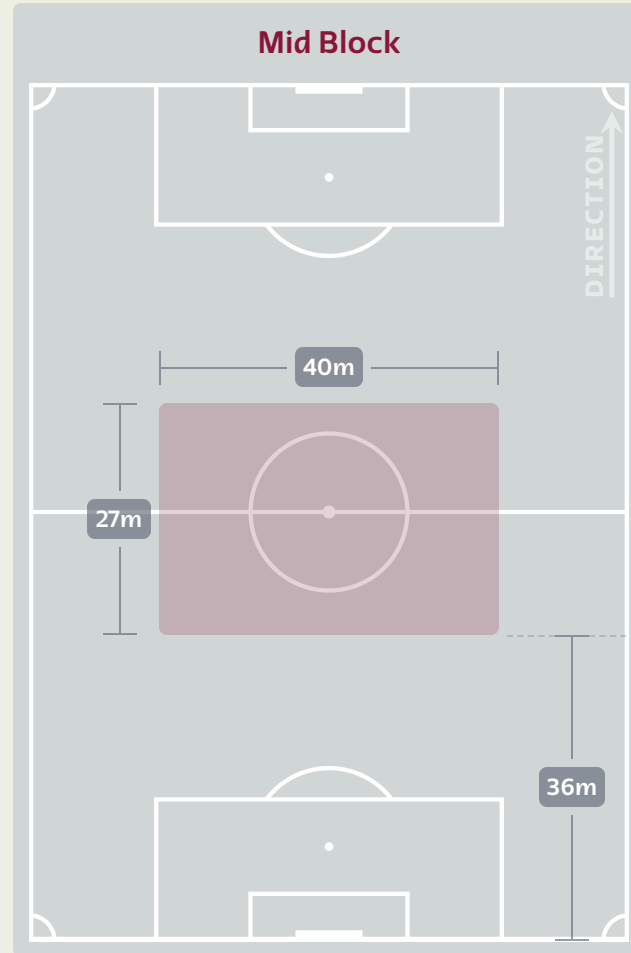
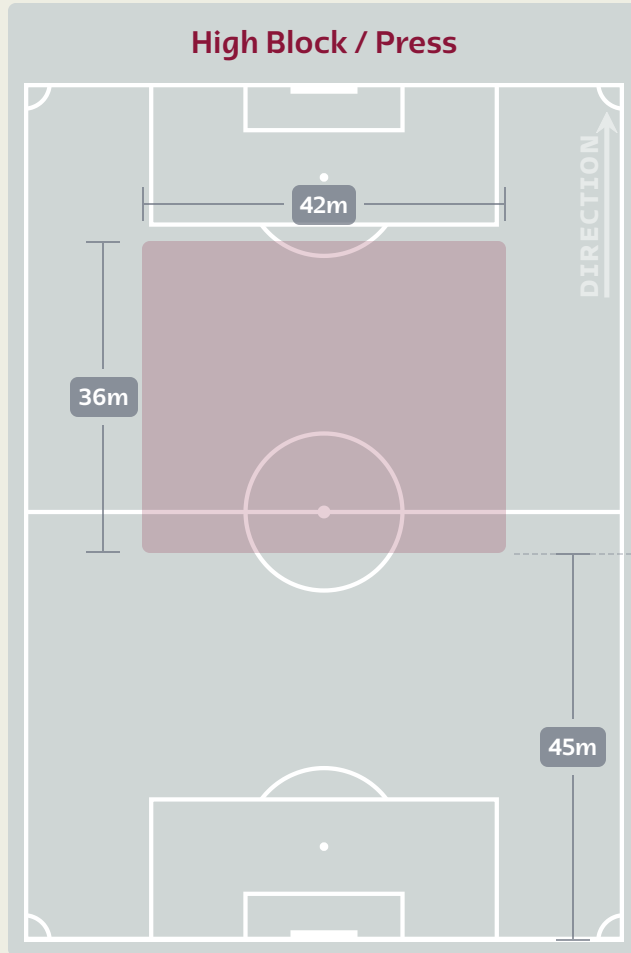
Most Possession Regains

4

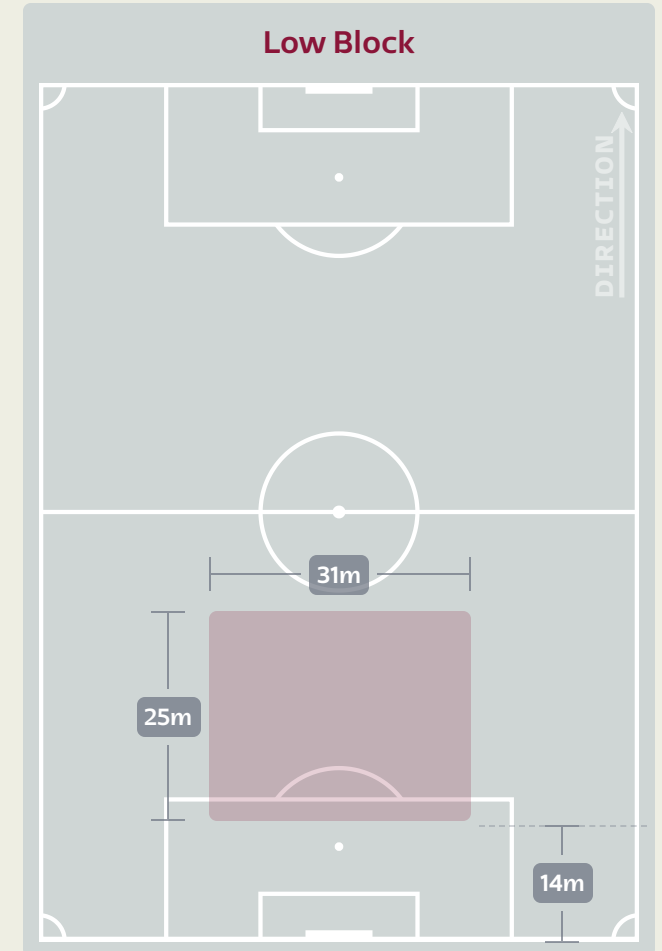
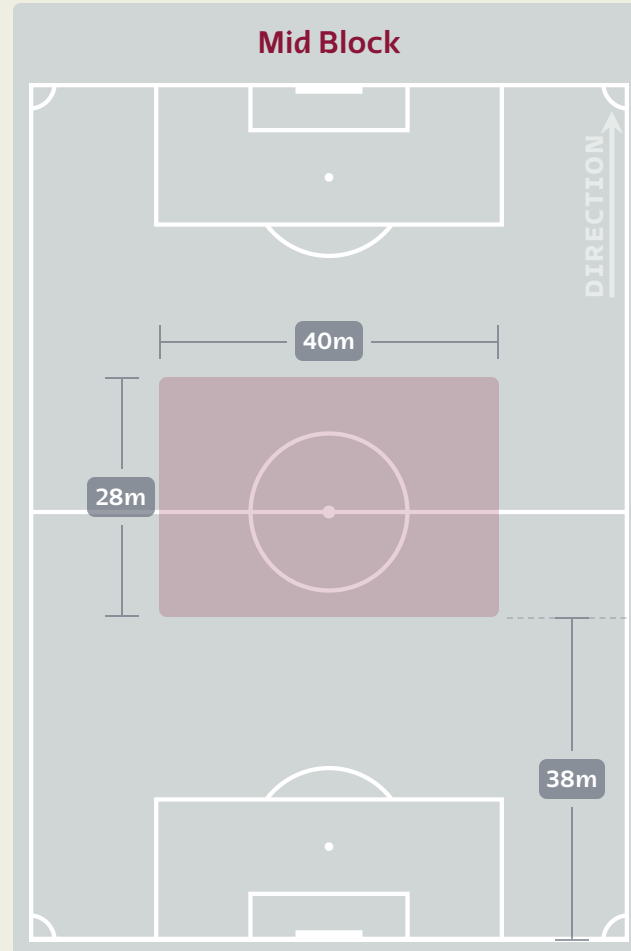
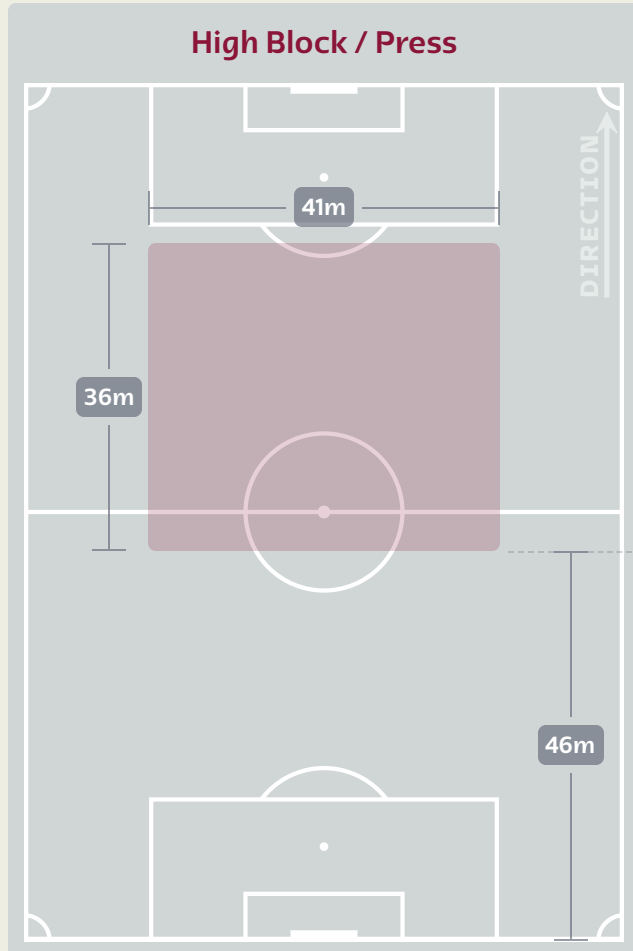
SHAW Luke
LEFT BACK

#	Player	Total Possession Regains
1	PICKFORD Jordan	0
2	WALKER Kyle	1
3	SHAW Luke	4
4	RICE Declan	4
5	STONES John	4
6	MAGUIRE Harry	3
8	HENDERSON Jordan	3
9	KANE Harry	0
11	RASHFORD Marcus	2
20	FODEN Phil	1
22	BELLINGHAM Jude	3
7	GREALISH Jack	0
12	TRIPPIER Kieran	3
14	PHILLIPS Calvin	0
18	ALEXANDER-ARNOLD Trent	1
24	WILSON Callum	0

Defensive Line Height & Team Length



Defensive Line Height & Team Length

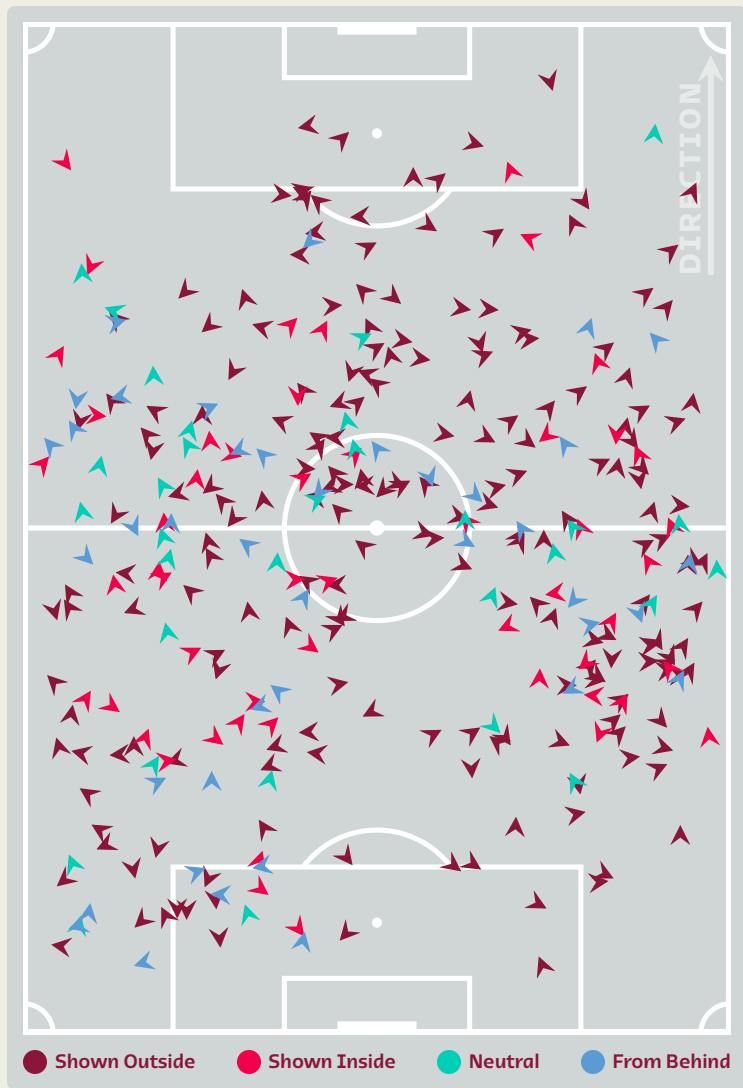


Defensive Pressure



Wales

England



328	Total Pressures	167
54	Direct Pressures	24
1.43s	Avg Pressure Duration	1.38s
49	Forced Turnovers	56
16.55s	Ball Recovery Time	8.37s
157	Pushing on into Pressing	105
385	Pushing on	259
52	Pressing Direction Inside	27
205	Pressing Direction Outside	98

Most Direct Pressures

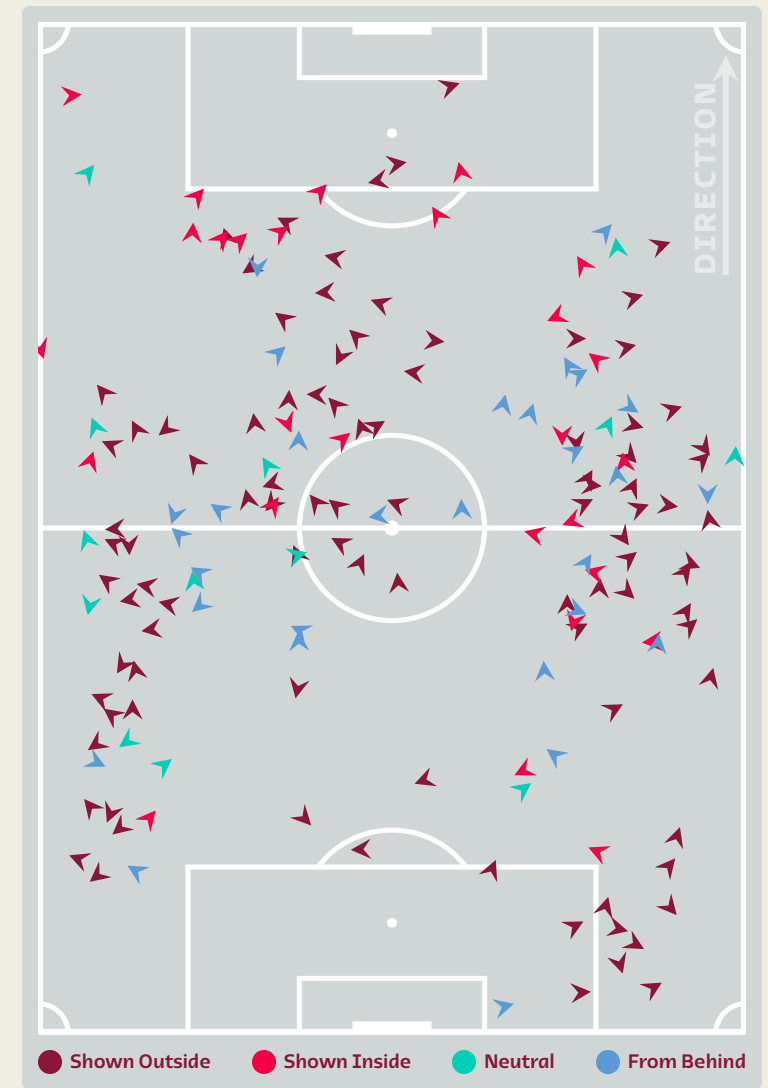
10

RAMSEY Aaron
ATTACKING MIDFIELD

Most Direct Pressures

4

PHILLIPS Calvin
BENCH





FIFA WORLD CUP
Qatar 2022



GOALKEEPING



Wales v England

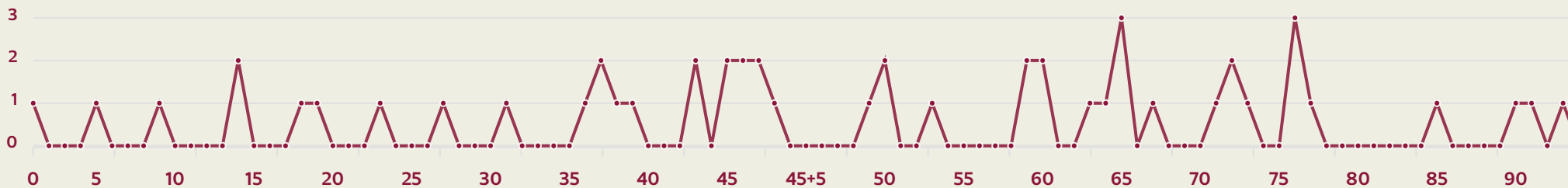


Goalkeeping Involvement



Wales

Wales GK Involvement Timeline



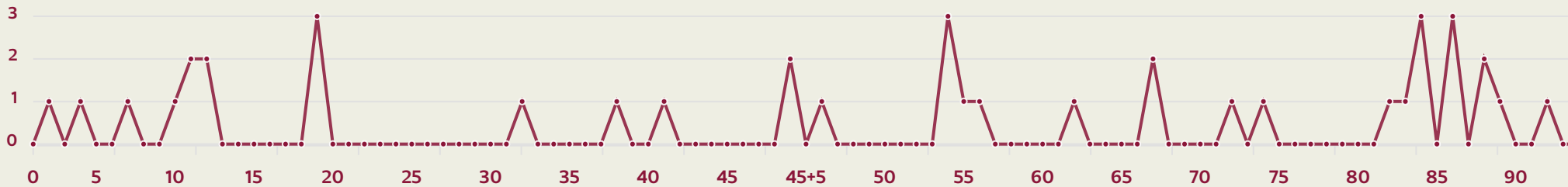
51

Total Involvements



England

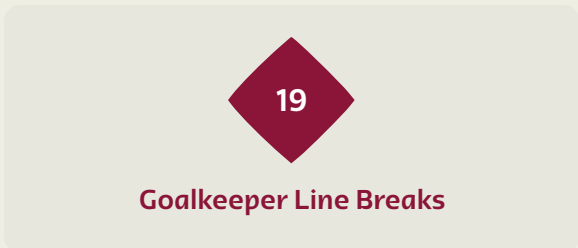
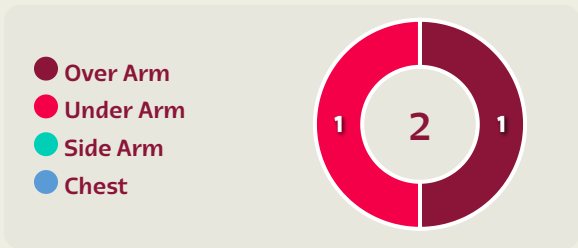
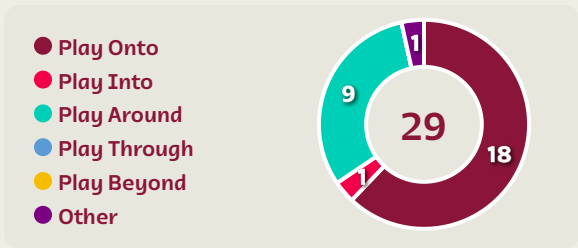
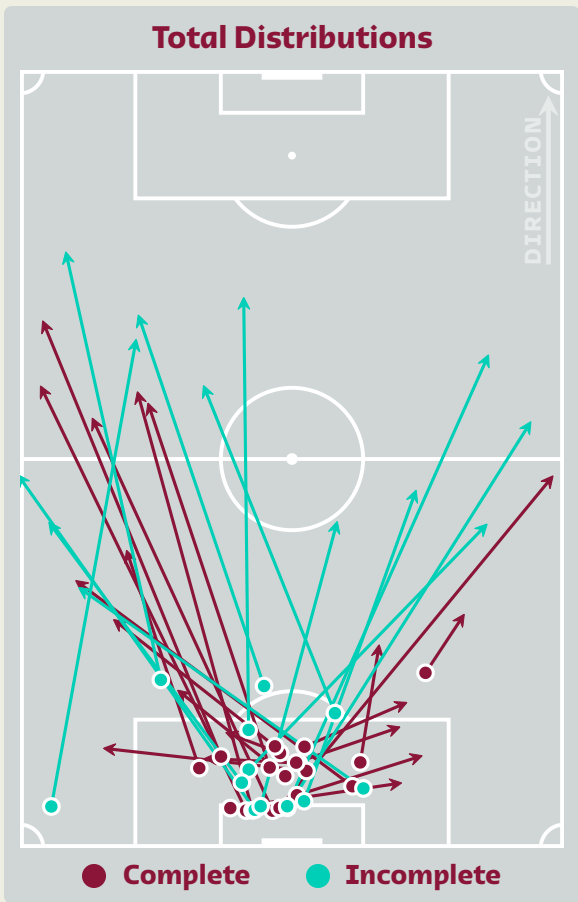
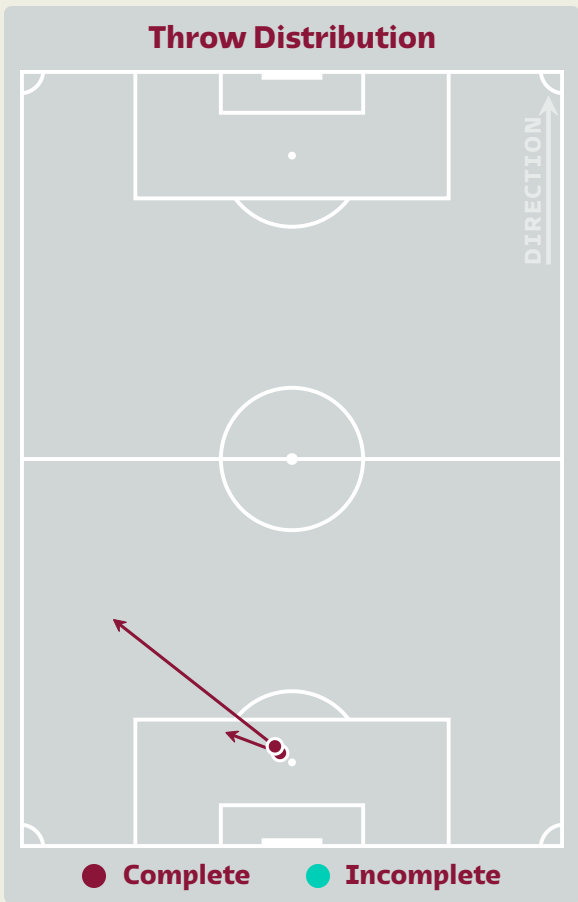
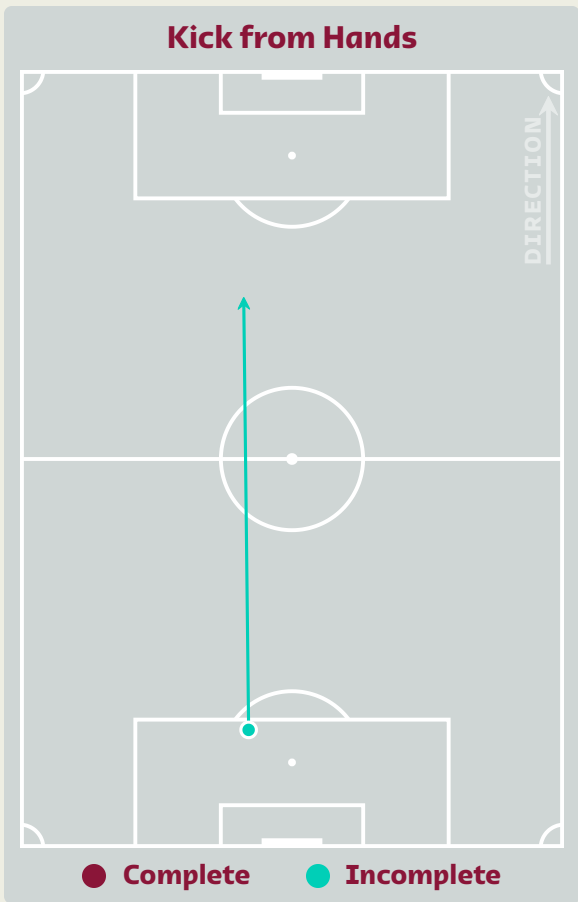
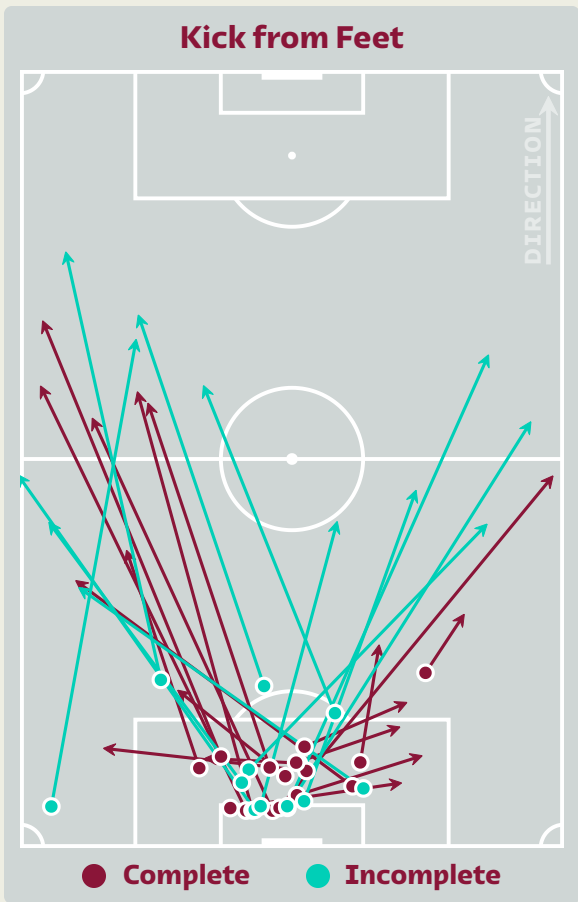
England GK Involvement Timeline



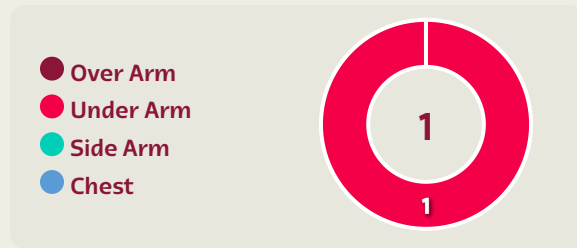
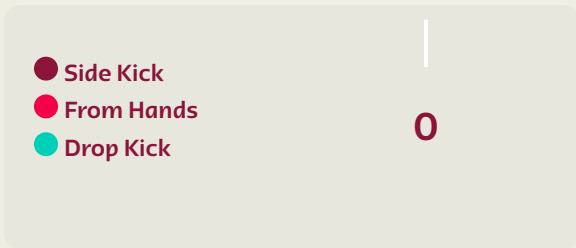
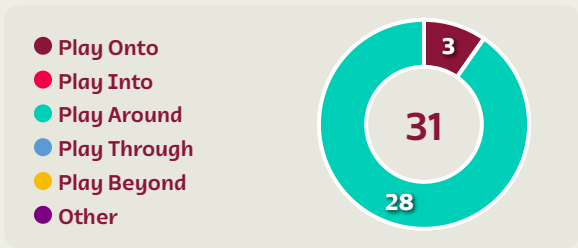
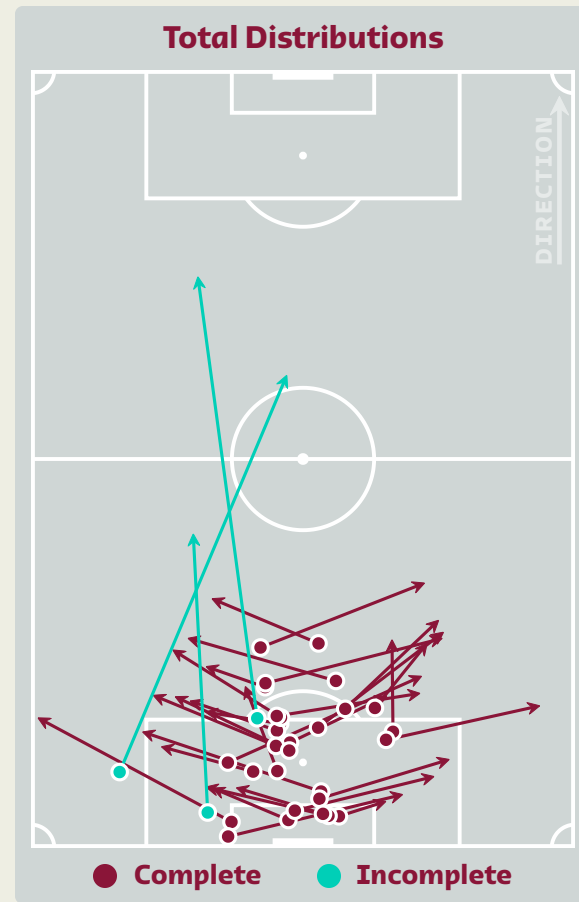
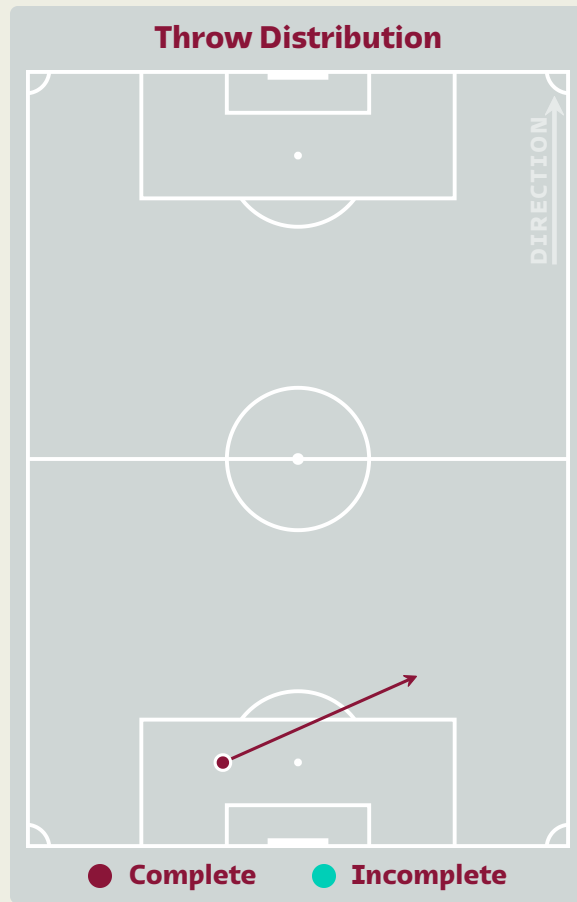
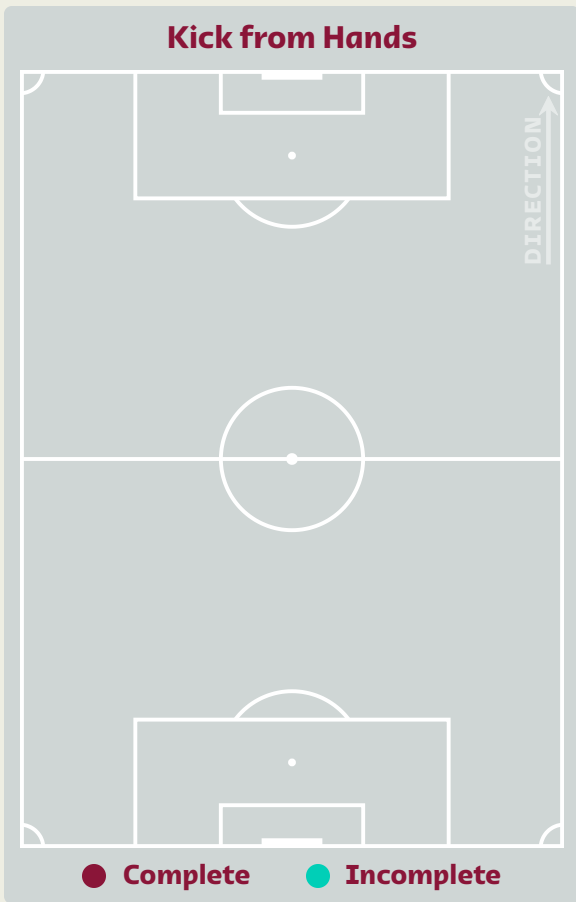
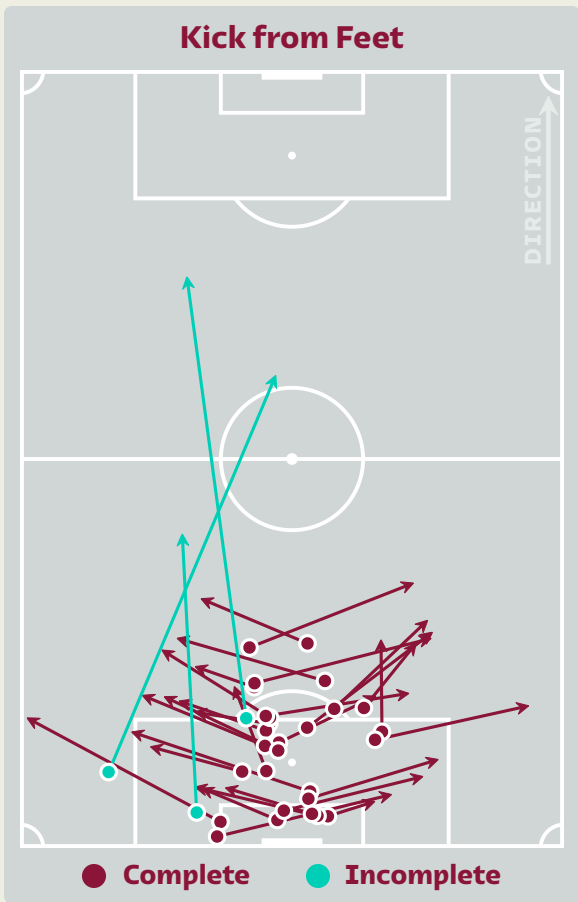
40

Total Involvements

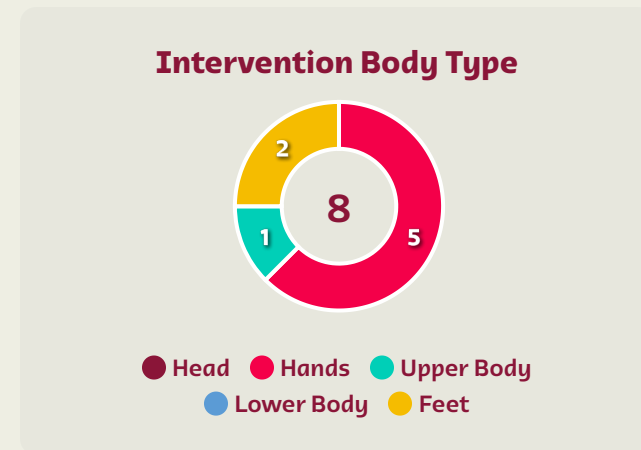
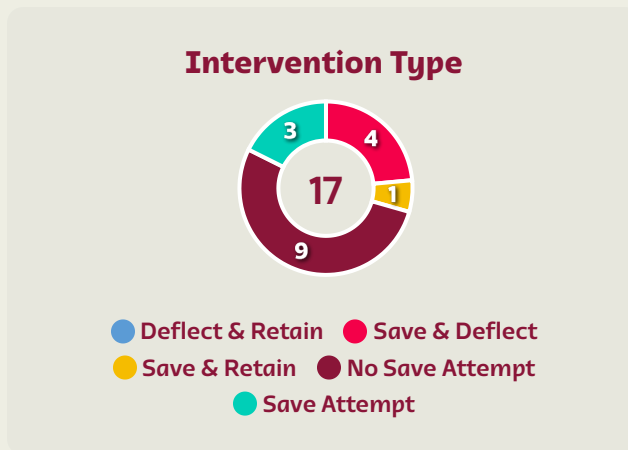
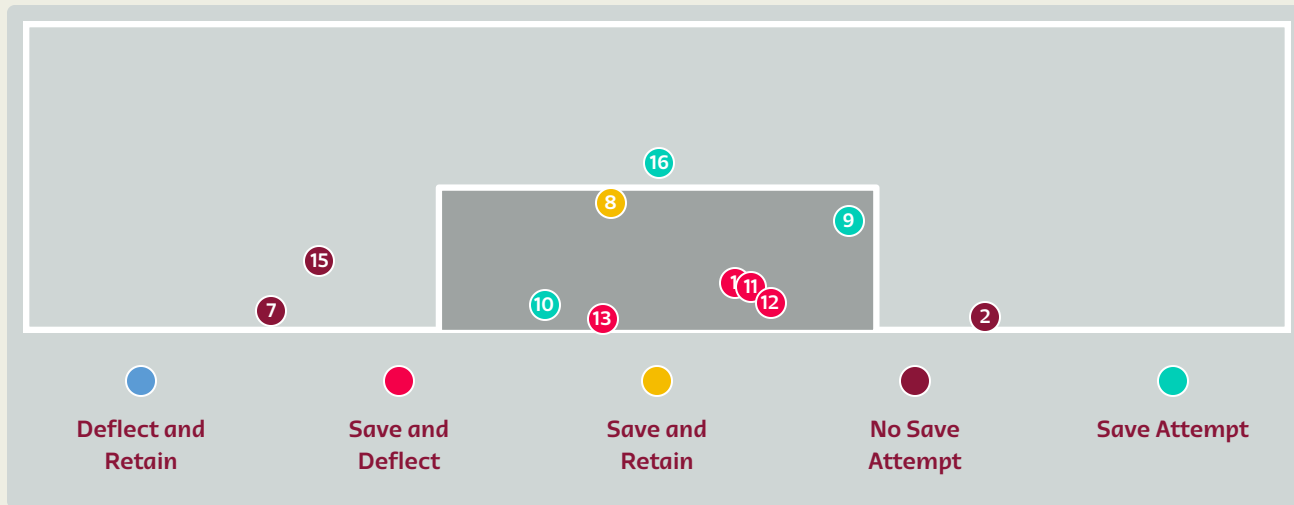
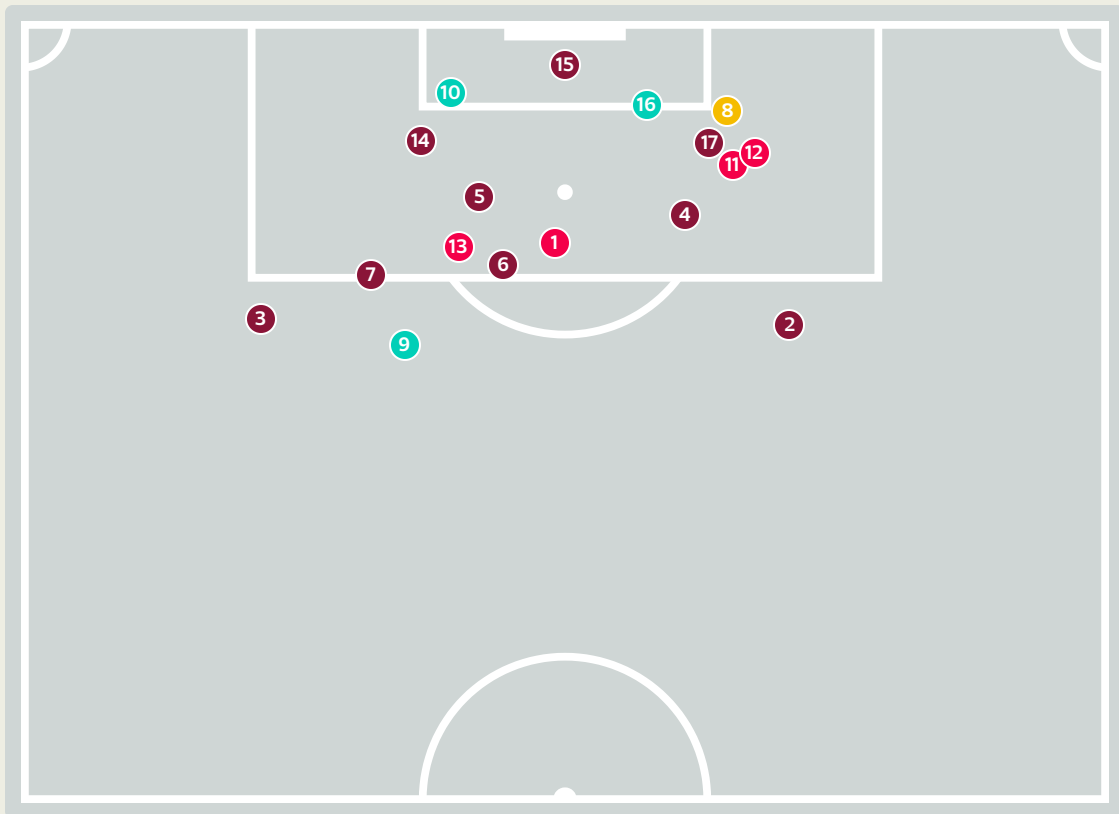
Goalkeeping Distribution



Goalkeeping Distribution



Goal Prevention

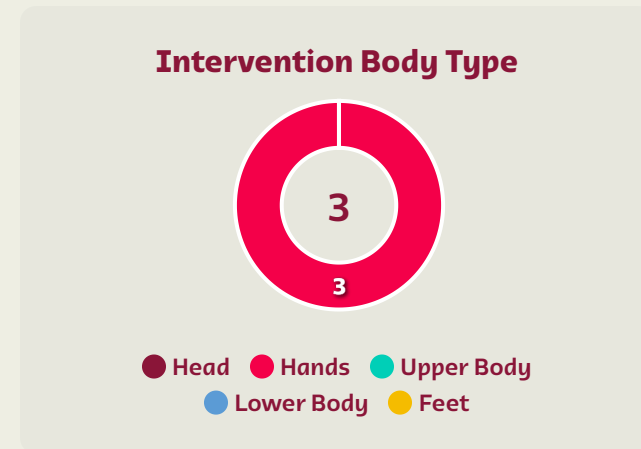
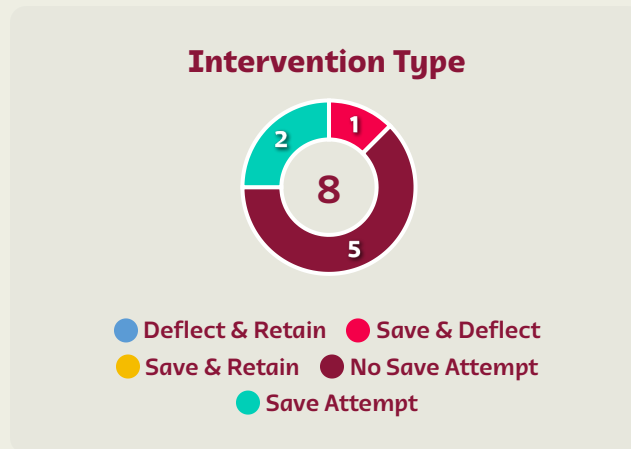
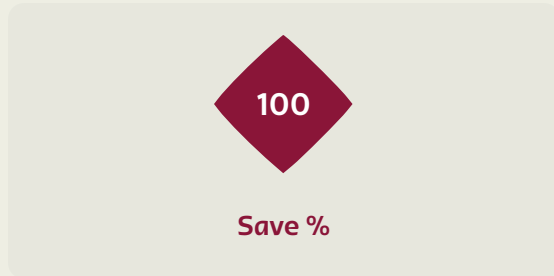
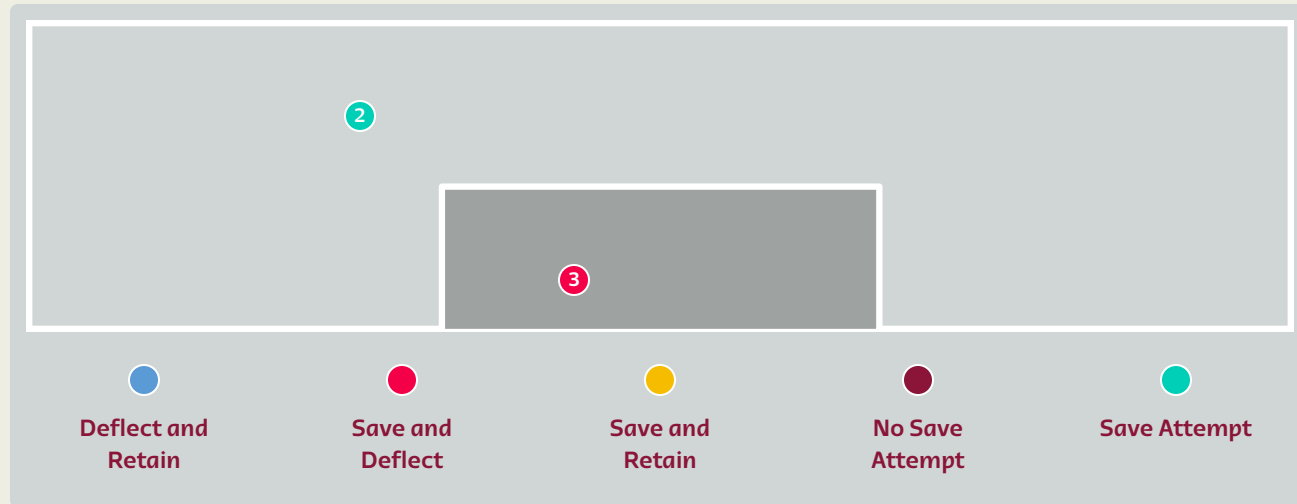
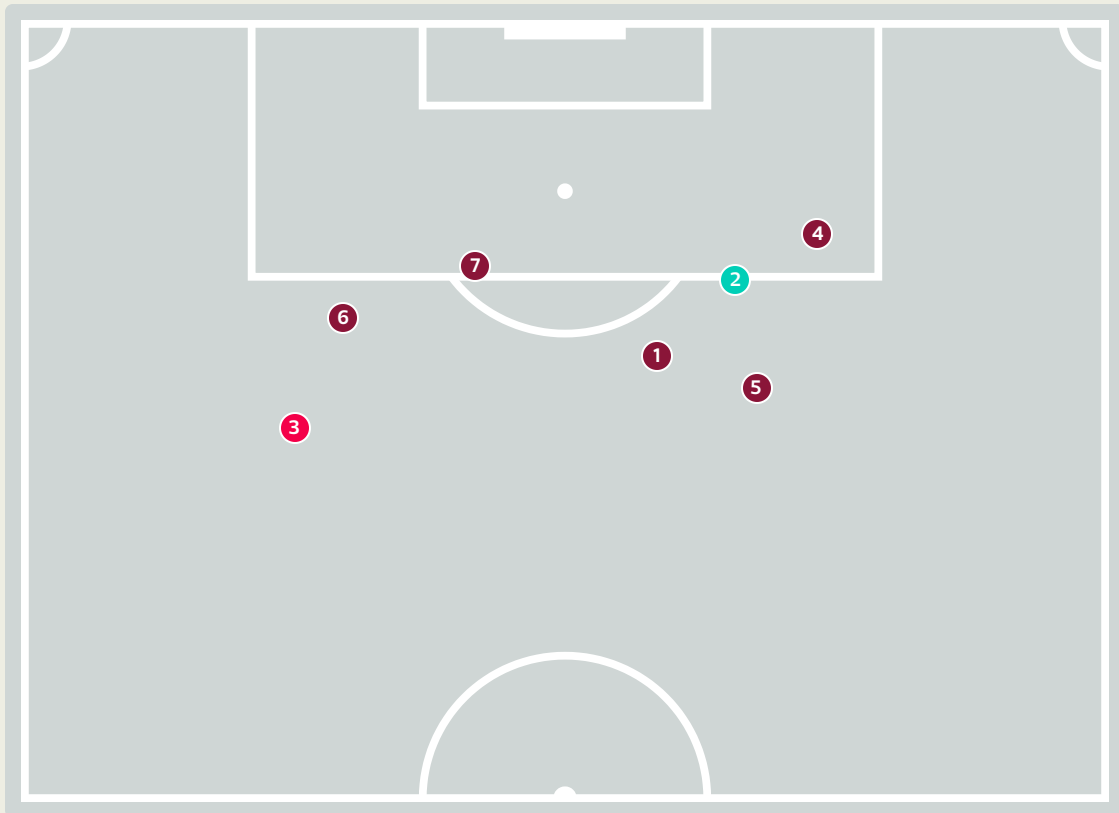


17
Total Attempts on Goal Faced

57
Save %

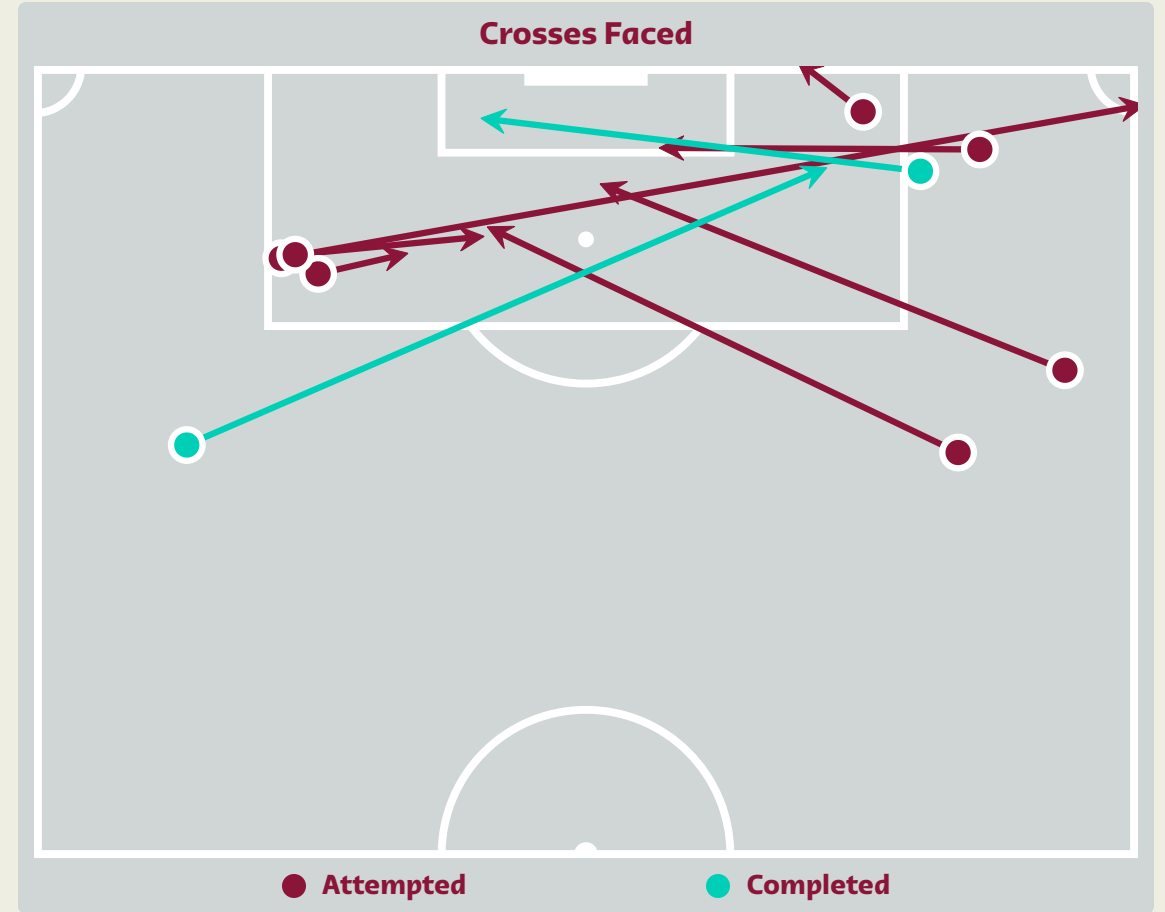
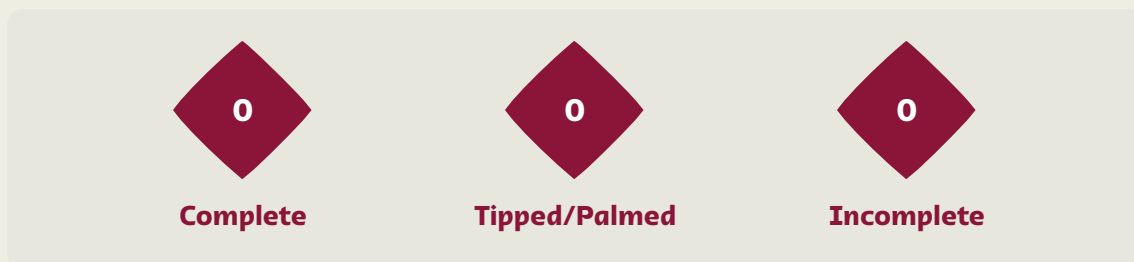
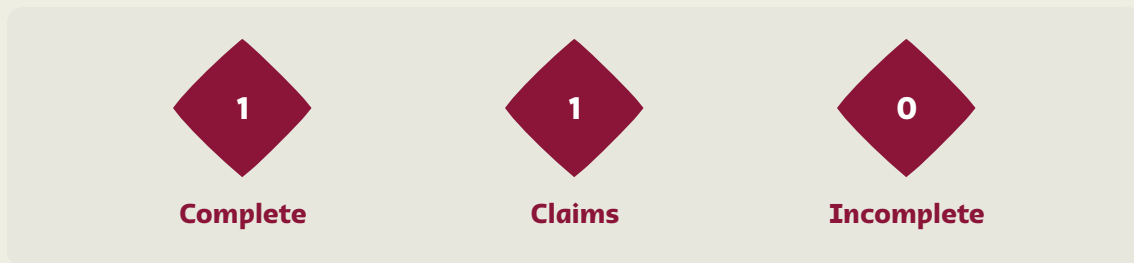
Total Attempts on Goal Faced	Total Goal Interventions	Save & Retain	Deflect & Retain	Save & Deflect	Save Attempt	No Save Attempt
17	5	1	0	4	3	9

Goal Prevention



Total Attempts on Goal Faced	Total Goal Interventions	Save & Retain	Deflect & Retain	Save & Deflect	Save Attempt	No Save Attempt
8	1	0	0	1	2	5

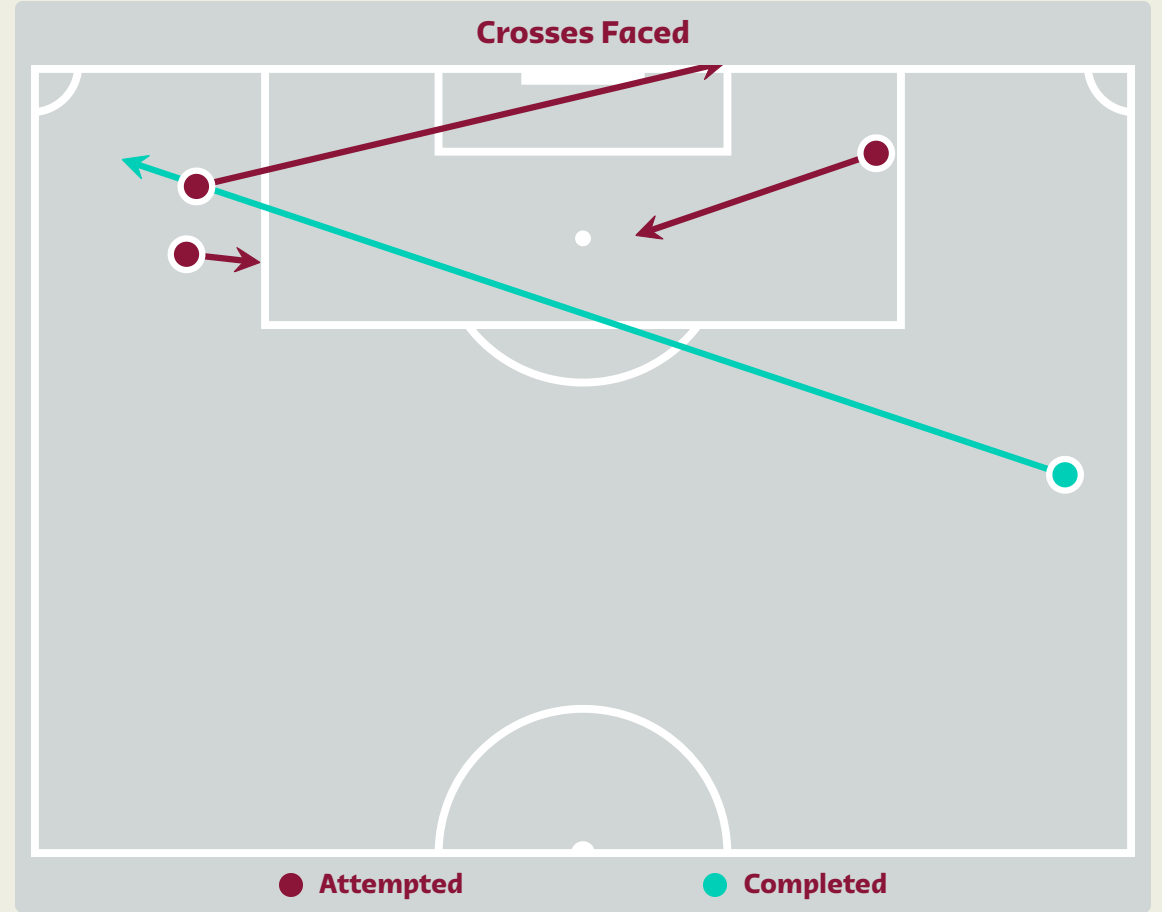
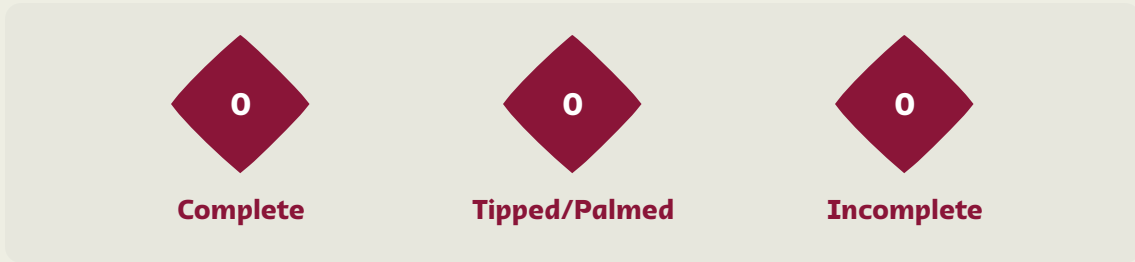
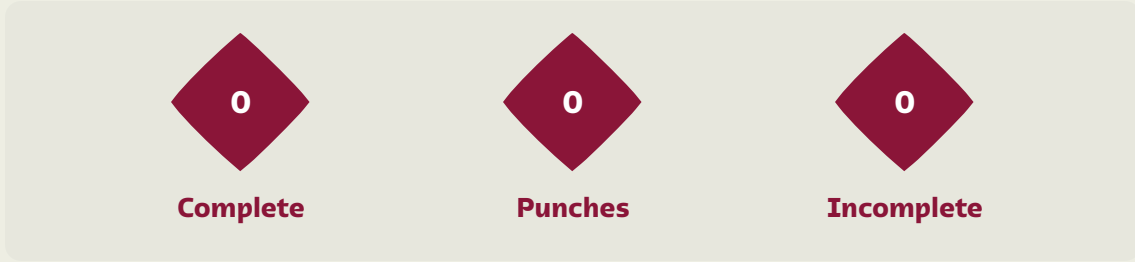
Aerial Control



Delivery Types Faced

Total	In Swing	Out Swing	Driven	Lofted	Cutback	Push
17	3	5	1	4	0	4

Aerial Control



Delivery Types Faced

Total	In Swing	Out Swing	Driven	Lofted	Cutback	Push
4	2	1	0	0	1	0



FIFA WORLD CUP
Qatar 2022



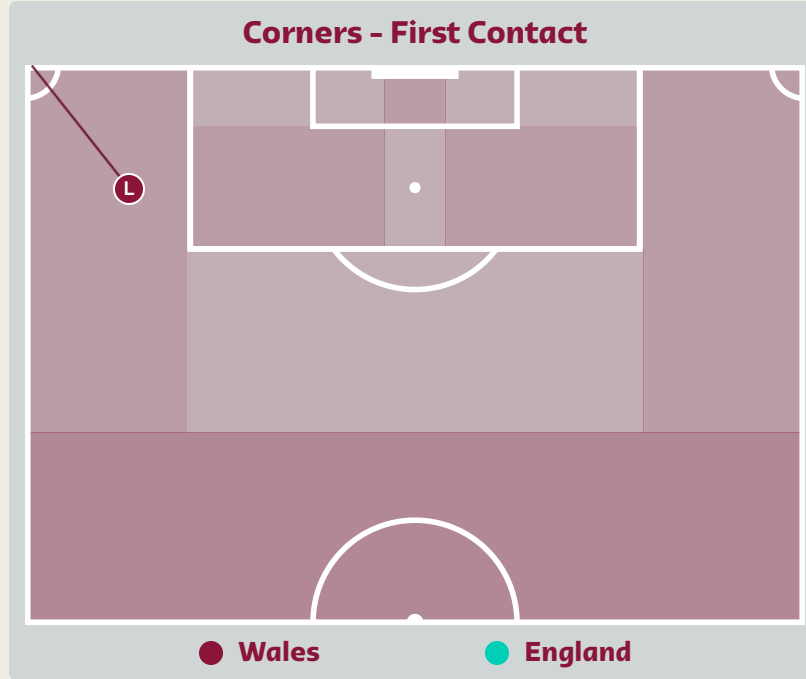
SET PLAYS



Wales v England



Set Plays - Corners



Delivery Type	From Left Side	From Right Side	Total
Direct to Area	0	0	0
Short	1	0	1
Edge of Penalty Area	0	0	0

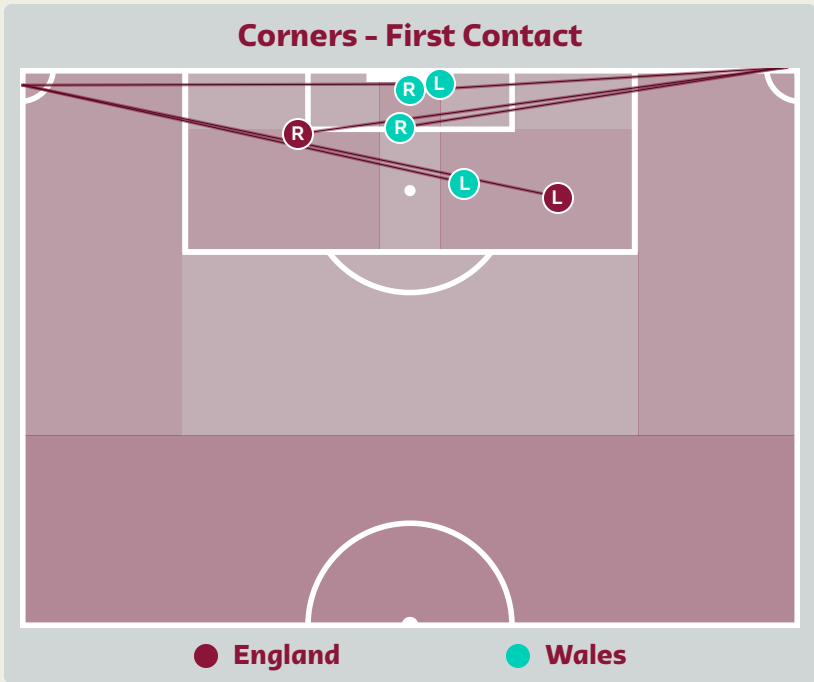
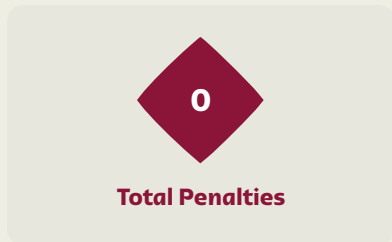
Delivery Style	Total
Inswing	0
Outswing	0
Driven	0

Free Kicks	
Type	Total
Direct	9
Direct (on target)	0
Direct (off target)	1
Indirect	1



Top 5 Player First Contacts		
Player	Team	Total
JAMES Daniel	Wales	1

Set Plays - Corners



Delivery Type	From Left Side	From Right Side	Total
Direct to Area	3	3	6
Short	0	0	0
Edge of Penalty Area	0	0	0

Delivery Style	Total
Inswing	3
Outswing	2
Driven	0

Free Kicks	
Type	Total
Direct	16
Direct (on target)	1
Direct (off target)	0
Indirect	1



Top 5 Player First Contacts		
Player	Team	Total
WARD Danny	Wales	2
STONES John	England	1
MAGUIRE Harry	England	1
RODON Joe	Wales	1
MOORE Kieffer	Wales	1



FIFA WORLD CUP
Qatar 2022



INDIVIDUAL DATA IN POSSESSION



Wales v England



In Possession - Distributions

Wales



#	Player	Passes Attempted	Passes Completed	Pass Completion %	Switches of Play	Crosses Attempted	Crosses Completed	Line Breaks Attempted	Line Breaks Completed	Line Break Completion %	Ball Progressions	Take Ons	Step Ins	Attempts at Goal	Goals
12	WARD Danny	32	19	59%	1	0	0	19	7	36%	0	0	0	0	0
3	WILLIAMS Neco	6	5	83%	0	0	0	3	2	66%	1	0	1	0	0
4	DAVIES Ben	28	16	57%	0	0	0	11	5	45%	1	1	0	0	0
5	MEPHAM Chris	48	44	92%	0	0	0	15	13	86%	0	0	0	0	0
6	RODON Joe	42	40	95%	0	0	0	6	4	66%	1	0	1	0	0
7	ALLEN Joe	27	23	85%	0	0	0	5	4	80%	0	0	0	2	0
10	RAMSEY Aaron	29	23	79%	0	1	1	2	2	100%	1	1	0	0	0
11	BALE Gareth	4	1	25%	0	0	0	1	0	0%	0	0	0	0	0
13	MOORE Kieffer	13	9	69%	0	0	0	2	0	0%	0	0	0	2	0
15	AMPADU Ethan	31	25	81%	1	0	0	7	4	57%	1	0	1	0	0
20	JAMES Daniel	12	9	75%	0	2	0	2	0	0%	0	0	0	0	0
8	WILSON Harry	6	5	83%	0	0	0	1	0	0%	0	0	0	1	0
9	JOHNSON Brennan	2	2	100%	0	1	0	1	1	100%	2	2	0	1	0
14	ROBERTS Connor	30	27	90%	0	0	0	6	5	83%	1	1	0	0	0
16	MORRELL Joe	12	11	92%	0	0	0	2	1	50%	0	0	0	0	0
25	COLWILL Rubin	3	2	67%	0	0	0	1	1	100%	0	0	0	1	0

In Possession - Offers & Receptions

Wales



			Offer movement types						
#	Player	Total Offers	In Front	In Between	Out to In	In to Out	In Behind	No Movement	Offers Received
12	WARD Danny	11	0	0	0	0	0	11	6
3	WILLIAMS Neco	6	2	0	0	0	0	4	1
4	DAVIES Ben	14	11	0	0	0	0	3	8
5	MEPHAM Chris	20	5	0	0	0	0	15	11
6	RODON Joe	29	3	0	0	0	1	25	13
7	ALLEN Joe	45	30	10	2	0	1	2	14
10	RAMSEY Aaron	36	10	14	1	1	6	4	15
11	BALE Gareth	20	1	4	2	1	11	1	2
13	MOORE Kieffer	40	0	16	1	1	17	5	8
15	AMPADU Ethan	43	23	11	1	2	2	4	12
20	JAMES Daniel	29	6	1	2	2	7	11	5
8	WILSON Harry	10	2	4	0	0	2	2	3
9	JOHNSON Brennan	30	2	3	3	1	12	9	4
14	ROBERTS Connor	25	7	0	0	0	5	13	9
16	MORRELL Joe	24	18	5	0	0	0	1	5
25	COLWILL Rubin	6	4	1	0	1	0	0	2

In Possession - Distributions



#	Player	Passes Attempted	Passes Completed	Pass Completion %	Switches of Play	Crosses Attempted	Crosses Completed	Line Breaks Attempted	Line Breaks Completed	Line Break Completion %	Ball Progressions	Take Ons	Step Ins	Attempts at Goal	Goals
1	PICKFORD Jordan	32	29	91%	0	0	0	3	1	33%	0	0	0	0	0
2	WALKER Kyle	52	50	96%	2	1	0	12	12	100%	1	0	1	0	0
3	SHAW Luke	55	48	87%	0	3	1	16	13	81%	0	0	0	0	0
4	RICE Declan	44	43	98%	0	0	0	13	13	100%	0	0	0	0	0
5	STONES John	80	73	91%	1	0	0	20	19	95%	3	0	3	2	0
6	MAGUIRE Harry	82	75	91%	1	1	0	26	22	84%	6	0	6	0	0
8	HENDERSON Jordan	56	46	82%	1	3	2	14	10	71%	1	1	0	0	0
9	KANE Harry	7	6	86%	0	1	1	2	2	100%	0	0	0	2	0
11	RASHFORD Marcus	28	22	79%	0	1	0	5	1	20%	5	4	1	6	2
20	FODEN Phil	31	24	77%	0	7	3	6	3	50%	3	1	2	5	1
22	BELLINGHAM Jude	49	45	92%	2	0	0	5	4	80%	1	0	1	2	0
7	GREALISH Jack	15	13	87%	0	0	0	4	3	75%	2	1	1	0	0
12	TRIPPIER Kieran	16	16	100%	0	0	0	2	2	100%	0	0	0	0	0
14	PHILLIPS Calvin	15	15	100%	0	0	0	4	4	100%	1	0	1	0	0
18	ALEXANDER-ARNOLD Trent	20	19	95%	0	0	0	7	6	85%	0	0	0	0	0
24	WILSON Callum	6	5	83%	0	0	0	2	2	100%	0	0	0	0	0

In Possession - Offers & Receptions



			Offer movement types						
#	Player	Total Offers	In Front	In Between	Out to In	In to Out	In Behind	No Movement	Offers Received
1	PICKFORD Jordan	36	0	0	0	0	0	36	21
2	WALKER Kyle	70	28	7	0	1	7	27	32
3	SHAW Luke	51	15	1	1	1	5	28	27
4	RICE Declan	63	39	9	1	0	0	14	20
5	STONES John	48	4	0	0	0	0	44	30
6	MAGUIRE Harry	42	4	1	0	0	0	37	29
8	HENDERSON Jordan	44	10	13	0	5	10	6	15
9	KANE Harry	23	0	15	1	2	5	0	5
11	RASHFORD Marcus	64	8	15	2	2	24	13	26
20	FODEN Phil	105	5	25	6	2	35	32	21
22	BELLINGHAM Jude	129	31	48	3	12	20	15	34
7	GREALISH Jack	20	3	7	1	0	3	6	12
12	TRIPPIER Kieran	15	10	1	0	0	0	4	4
14	PHILLIPS Calvin	27	16	9	1	0	0	1	4
18	ALEXANDER-ARNOLD Trent	15	8	1	0	0	3	3	6
24	WILSON Callum	25	1	18	2	0	4	0	7



FIFA WORLD CUP
Qatar 2022



INDIVIDUAL DATA OUT OF POSSESSION



Wales v England



Out of Possession

Wales



#	Player	Tackles Made / Won	Blocks	Interceptions	Pressing Direct	Pressing Indirect	Forced Turnovers	Duels Won - Aerial	Duels Won - Physical	Possession Contests won	Clearances	Loose Ball Receptions	Pushing On	Pushing On into Pressing	Possession Regains	Possession Interrupted
12	WARD Danny	0 / 0	0	0	0	0	0	0	0	0	0	2	0	0	3	0
3	WILLIAMS Neco	1 / 0	3	0	1	3	0	0	0	0	1	3	12	3	0	3
4	DAVIES Ben	4 / 0	0	0	5	6	0	2	0	2	2	3	20	9	1	3
5	MEPHAM Chris	1 / 1	5	1	7	1	0	0	0	1	7	2	6	5	11	1
6	RODON Joe	2 / 0	3	0	7	4	0	1	0	1	4	7	14	5	6	3
7	ALLEN Joe	2 / 1	1	1	1	16	0	0	0	0	1	5	51	4	2	2
10	RAMSEY Aaron	7 / 2	3	0	10	68	0	0	0	0	0	2	42	20	2	2
11	BALE Gareth	0 / 0	0	0	0	17	0	0	0	1	0	0	23	13	0	0
13	MOORE Kieffer	2 / 0	2	0	4	70	0	4	1	5	2	3	68	43	2	2
15	AMPADU Ethan	7 / 1	3	0	7	12	0	1	0	2	3	6	52	9	4	6
20	JAMES Daniel	2 / 1	0	0	3	27	0	0	1	1	1	3	26	12	2	0
8	WILSON Harry	0 / 0	0	0	0	11	0	1	0	1	0	1	13	9	0	0
9	JOHNSON Brennan	3 / 0	1	0	4	19	0	0	1	1	0	1	23	16	0	0
14	ROBERTS Connor	3 / 0	1	0	2	3	0	1	0	1	0	2	12	2	0	1
16	MORRELL Joe	3 / 1	1	0	1	7	0	0	0	0	1	4	10	3	2	2
25	COLWILL Rubin	2 / 0	1	0	2	10	0	0	0	0	1	1	13	4	0	2

Out of Possession



#	Player	Tackles Made / Won	Blocks	Interceptions	Pressing Direct	Pressing Indirect	Forced Turnovers	Duels Won - Aerial	Duels Won - Physical	Possession Contests won	Clearances	Loose Ball Receptions	Pushing On	Pushing On into Pressing	Possession Regains	Possession Interrupted
1	PICKFORD Jordan	0 / 0	0	0	0	0	0	0	0	0	0	1	0	0	0	0
2	WALKER Kyle	1 / 0	1	0	2	3	0	2	0	2	1	3	13	4	1	2
3	SHAW Luke	0 / 0	0	1	0	6	0	0	1	2	2	3	7	3	4	1
4	RICE Declan	1 / 0	1	1	2	7	0	1	0	1	3	5	20	6	4	2
5	STONES John	0 / 0	0	1	0	3	0	3	1	4	7	7	7	2	4	5
6	MAGUIRE Harry	1 / 1	2	1	0	1	0	4	0	4	3	0	8	1	3	2
8	HENDERSON Jordan	2 / 1	2	0	3	23	0	2	0	2	0	6	23	11	3	2
9	KANE Harry	0 / 0	0	0	2	16	0	1	1	2	0	2	19	10	0	0
11	RASHFORD Marcus	2 / 2	1	0	2	12	0	1	0	1	1	5	19	10	2	0
20	FODEN Phil	1 / 0	2	0	1	24	0	0	0	0	0	5	32	20	1	1
22	BELLINGHAM Jude	2 / 2	1	0	3	16	0	2	0	3	1	5	49	14	3	1
7	GREALISH Jack	0 / 0	0	0	1	7	0	0	0	0	0	1	7	4	0	0
12	TRIPPIER Kieran	1 / 1	1	1	0	2	0	0	0	0	1	1	7	2	3	0
14	PHILLIPS Calvin	2 / 0	2	0	4	7	0	0	0	0	0	2	23	8	0	2
18	ALEXANDER-ARNOLD Trent	0 / 0	1	0	3	6	0	2	0	2	1	1	9	5	1	2
24	WILSON Callum	0 / 0	0	0	1	10	0	1	0	1	0	3	16	5	0	0



FIFA WORLD CUP
Qatar 2022



INDIVIDUAL DATA PHYSICAL



Wales v England



Physical Data

Wales



#	Player	Total Distance (m)	Zone 1: 0-7 km/h (m)	Zone 2: 7-15 km/h (m)	Zone 3: 15-20 km/h (m)	Zone 4: 20-25 km/h (m)	Zone 5: 25+ km/h (m)	High Speed Runs (Zone 4)	Sprints (Zone 5)	Top Speed (km/h)
12	WARD Danny	3961.3	3181.3	696.0	84.0	0	0	12	0	20.1
3	WILLIAMS Neco	3275.8	1098.7	1634.9	331.2	159.2	52.1	35	15	32.0
4	DAVIES Ben	6067.5	2044.7	2984.6	748.1	245.7	44.9	69	18	29.7
5	MEPHAM Chris	9134.4	3544.1	4305.0	893.3	354.4	36.5	94	25	28.5
6	RODON Joe	9340.0	3170.9	4628.9	1080.6	347.4	111.1	106	31	30.8
7	ALLEN Joe	9206.0	2834.5	4487.9	1252.0	524.7	105.9	107	37	29.2
10	RAMSEY Aaron	11095.3	3881.1	4422.6	1871.8	782.2	137.6	164	60	30.1
11	BALE Gareth	5060.6	1738.3	2358.2	731.8	207.0	25.8	67	19	27.8
13	MOORE Kieffer	10697.3	3577.2	4586.0	1328.6	1063.3	142.3	138	80	29.3
15	AMPADU Ethan	10091.8	3190.0	4862.2	1270.6	499.5	269.5	122	41	32.1
20	JAMES Daniel	7921.9	3031.7	3140.2	999.0	560.9	189.3	95	44	32.3
8	WILSON Harry	1944.4	673.5	765.7	316.2	140.4	48.6	33	14	28.2
9	JOHNSON Brennan	3937.6	1686.1	1553.4	379.6	189.8	128.4	36	19	33.0
14	ROBERTS Connor	6739.1	2072.3	2873.5	921.9	560.0	310.7	87	36	30.4
16	MORRELL Joe	4066.1	1165.3	1890.7	870.6	122.8	16.7	75	11	28.1
25	COLWILL Rubin	1757.9	448.1	889.1	328.4	78.8	13.7	25	5	27.4

Physical Data

England



#	Player	Total Distance (m)	Zone 1: 0-7 km/h (m)	Zone 2: 7-15 km/h (m)	Zone 3: 15-20 km/h (m)	Zone 4: 20-25 km/h (m)	Zone 5: 25+ km/h (m)	High Speed Runs (Zone 4)	Sprints (Zone 5)	Top Speed (km/h)
1	PICKFORD Jordan	5085.6	3831.0	1105.1	137.3	12.2	0	18	1	24.2
2	WALKER Kyle	6178.2	2450.9	2457.7	698.8	380.6	189.7	70	30	32.1
3	SHAW Luke	6622.2	2751.5	2664.8	737.7	332.4	135.1	65	28	30.4
4	RICE Declan	7270.1	2246.5	3416.9	1108.0	434.8	63.2	97	35	29.0
5	STONES John	9239.0	3549.6	3965.4	1270.4	371.4	82.2	114	26	27.7
6	MAGUIRE Harry	9390.4	3805.0	4176.9	887.4	432.0	89.2	84	33	30.5
8	HENDERSON Jordan	10713.1	3828.9	4212.4	1629.5	760.6	282.8	144	57	31.0
9	KANE Harry	6198.4	2351.7	2824.6	652.1	294.4	75.6	51	16	28.5
11	RASHFORD Marcus	7972.2	3066.9	3129.9	811.6	466.4	497.5	78	44	34.2
20	FODEN Phil	10586.4	3820.6	4119.2	1312.7	858.6	476.4	127	72	32.4
22	BELLINGHAM Jude	10828.3	3893.9	3979.4	1617.8	1012.4	323.8	150	72	31.0
7	GREALISH Jack	2031.6	702.7	699.1	367.5	234.6	27.4	28	18	27.0
12	TRIPPIER Kieran	2926.5	991.5	1544.0	241.1	149.8	0	21	9	26.4
14	PHILLIPS Calvin	4287.4	1150.3	2175.0	728.4	159.5	74.6	58	12	30.8
18	ALEXANDER-ARNOLD Trent	3004.4	1245.6	1224.6	267.1	202.8	64.6	25	14	31.0
24	WILSON Callum	3829.6	1287.9	1649.0	477.9	292.2	122.5	45	23	32.4



FIFA WORLD CUP
Qatar 2022

