




Portugal 2 - 0 Uruguay

Group H – Match 32
28 November 2022
22:00 Kick Off
Lusail Stadium



POST MATCH SUMMARY REPORT

Match Summary - Teams



Portugal

2 — 0

Uruguay

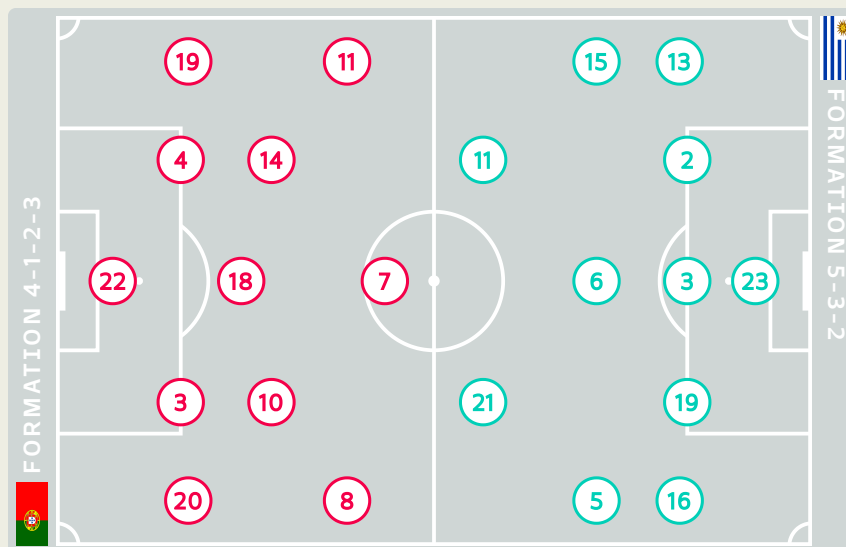


STARTING

22	GK	DIOGO COSTA	
3	DF	PEPE	
4	DF	RUBEN DIAS	89'
7	FW	CRISTIANO RONALDO (C)	82'
8	MF	BRUNO FERNANDES	54', 90+3'
10	FW	BERNARDO SILVA	
11	FW	JOAO FELIX	77', 82'
14	MF	WILLIAM CARVALHO	82'
18	MF	RUBEN NEVES	38', 69'
19	DF	NUNO MENDES	42'
20	DF	JOAO CANCELO	

SUBSTITUTES

1	GK	RUI PATRICIO	
12	GK	JOSE SA	
2	DF	DIOGO DALOT	
5	DF	RAPHAEL GUERREIRO	42'
6	MF	JOAO PALHINHA	82'
9	FW	ANDRE SILVA	
13	DF	DANILO PEREIRA	
15	FW	RAFAEL LEO	69'
16	MF	VITINHA	
17	MF	JOAO MARIO	
21	FW	RICARDO HORTA	
23	MF	MATHEUS NUNES	82'
24	DF	ANTONIO SILVA	
25	MF	OTAVIO	
26	FW	GONCALO RAMOS	82'



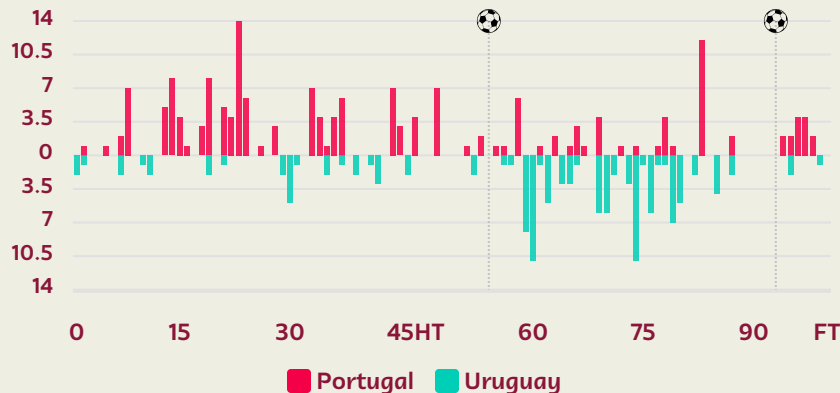
STARTING

ROCHET Sergio	GK	23	
GIMENEZ Jose Maria	DF	2	
62' (C) GODIN Diego	DF	3	
62' VECINO Matias	MF	5	
6' BENTANCUR Rodrigo	MF	6	
72' NUNEZ Darwin	FW	11	
VARELA Guillermo	DF	13	
VALVERDE Federico	MF	15	
86' 44' OLIVERA Mathias	DF	16	
COATES Sebastian	DF	19	
73' CAVANI Edinson	FW	21	

SUBSTITUTES

MUSLERA Fernando	GK	1	
SOSA Sebastian	GK	12	
ARAUJO Ronald	DF	4	
DE LA CRUZ Nicolas	MF	7	
62' PELLISTRI Facundo	FW	8	
73' SUAREZ Luis	FW	9	
62' DE ARRASCAETA Giorgian	MF	10	
TORREIRA Lucas	MF	14	
86' VINA Matias	DF	17	
72' GOMEZ Maxi	FW	18	
TORRES Facundo	FW	20	
CACERES Martin	DF	22	
CANOBBIO Agustin	MF	24	
UGARTE Manuel	MF	25	
RODRIGUEZ Jose Luis	DF	26	

Distribution in the Final Third



Match Summary - Key Statistics



Portugal



Uruguay



Possession

Total	53.2%	11.7%	35.2%	Total
2	Goals			0
14 (4)	Attempts at Goal (On Target)			10 (3)
596 (517)	Total Passes (Complete)			390 (306)
87 %	Pass Completion %			78 %
96	Completed Line Breaks			80
7	Defensive Line Breaks			11
127	Receptions in the Final Third			94
16	Crosses			18
16	Ball Progressions			17
226 (42)	Defensive Pressures Applied (Direct Pressures)			362 (53)
68	Forced Turnovers			81
67	Second Balls			69
115.7 km	Total Distance Covered			112.8 km
14.8 km	High Speed (Zone 4) Distance Covered			15.5 km



Portugal

Phases of Play

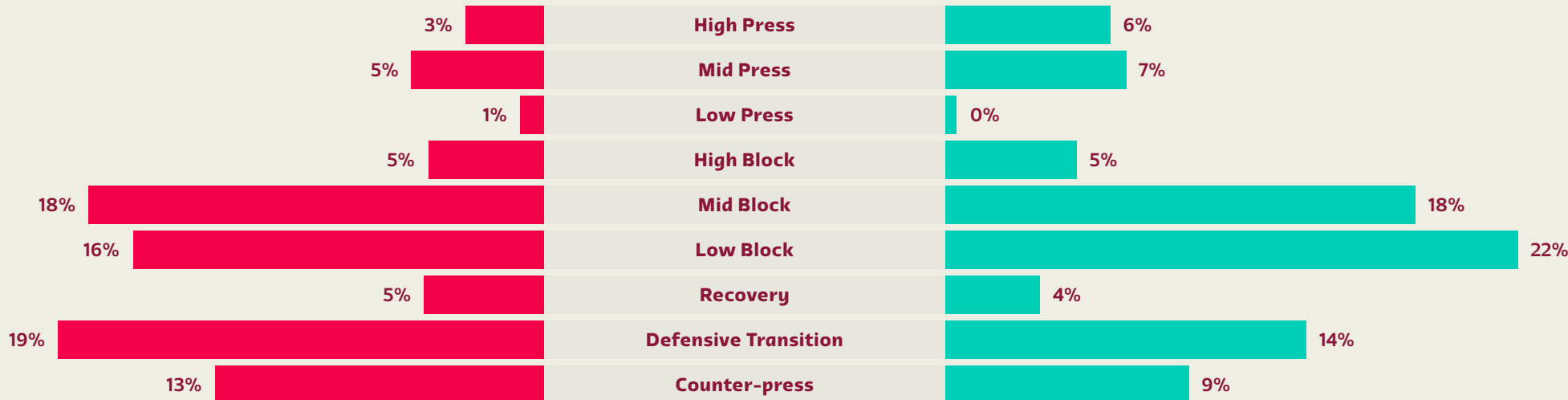
Uruguay



IN POSSESSION



OUT OF POSSESSION





FIFA WORLD CUP
Qatar 2022



IN POSSESSION

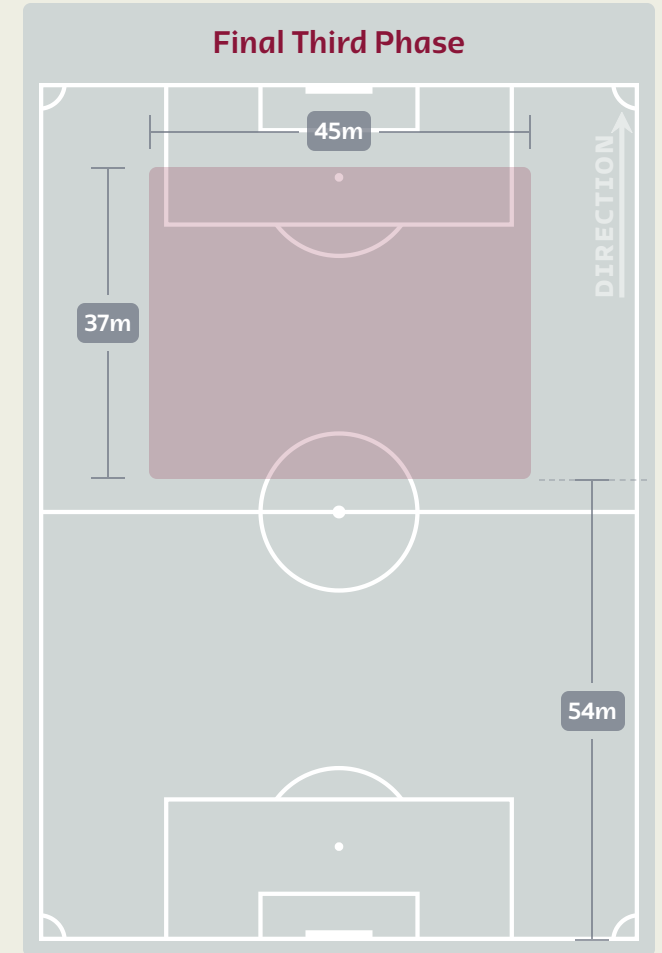
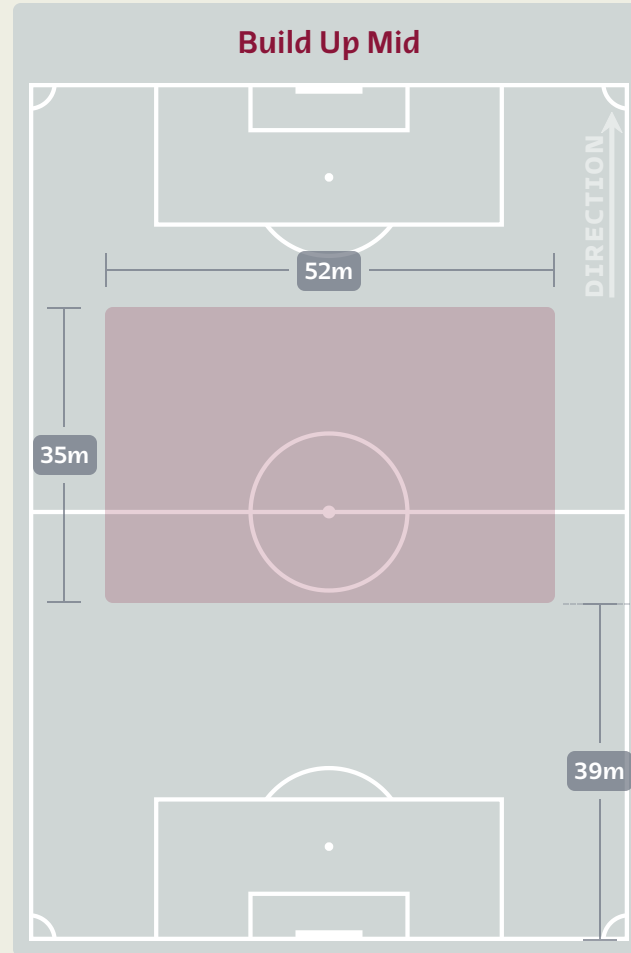
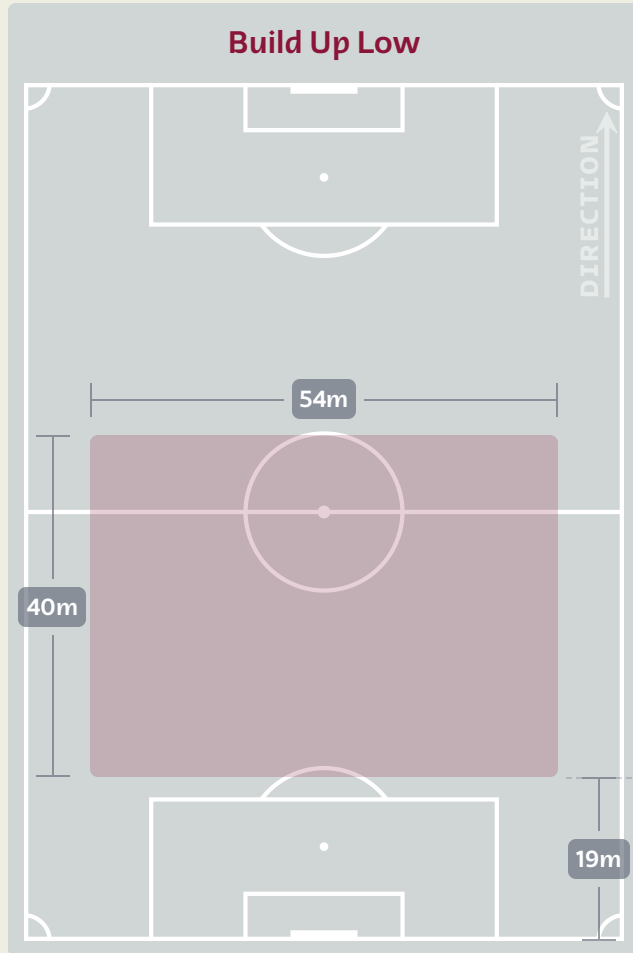


Portugal v Uruguay

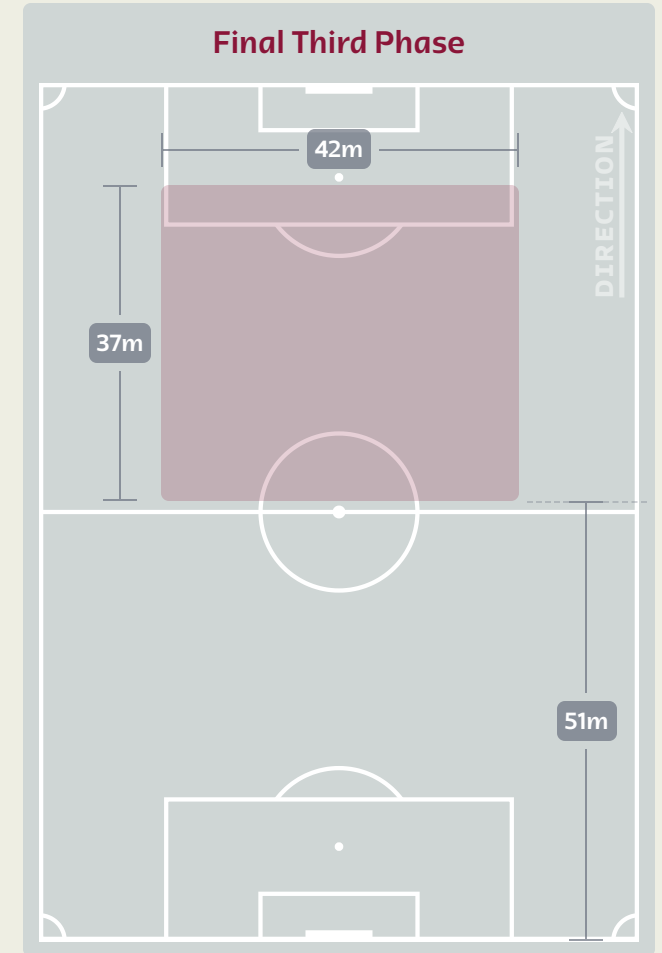
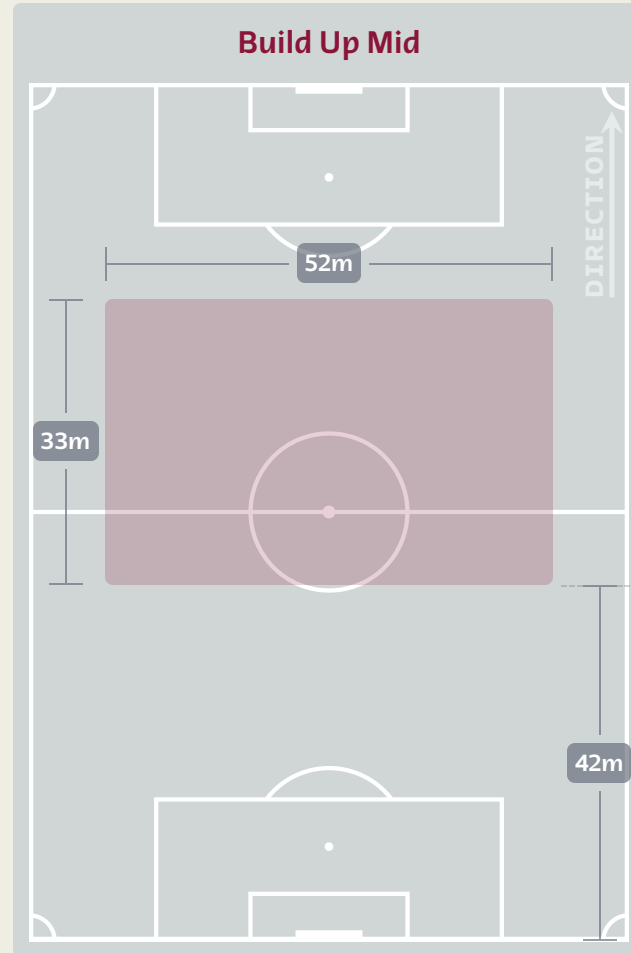
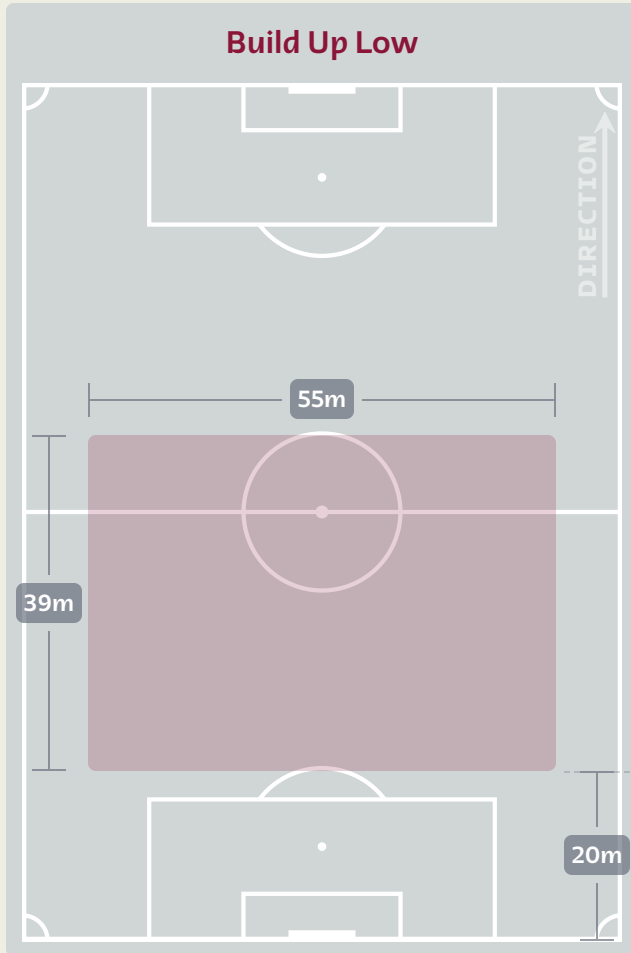


In Possession Line Height & Team Length

Portugal



In Possession Line Height & Team Length



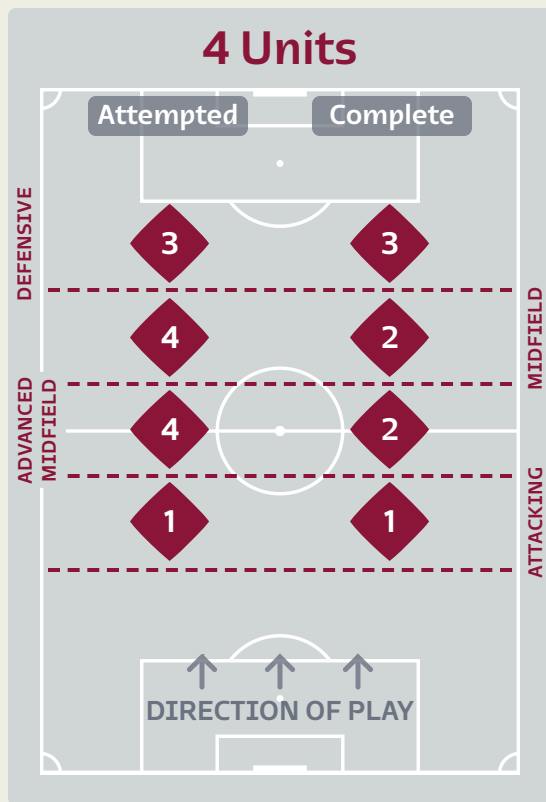

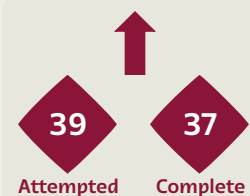
Line Breaks



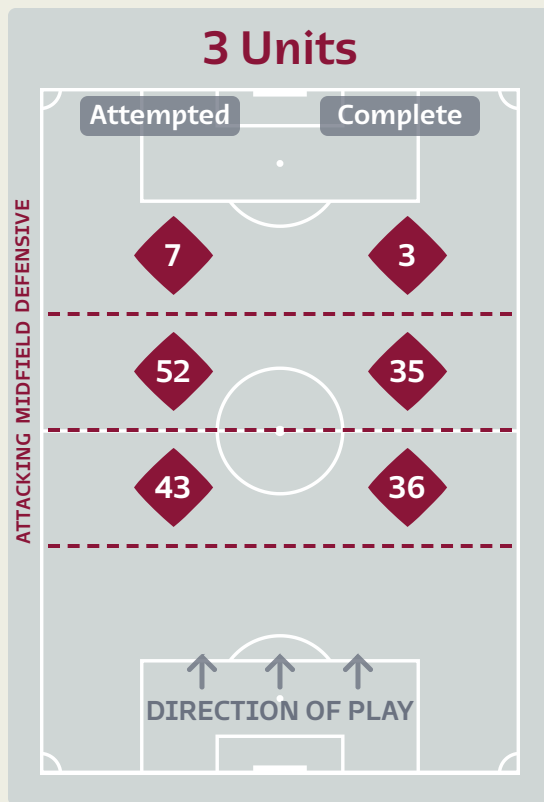
Portugal

Attempted Line Breaks

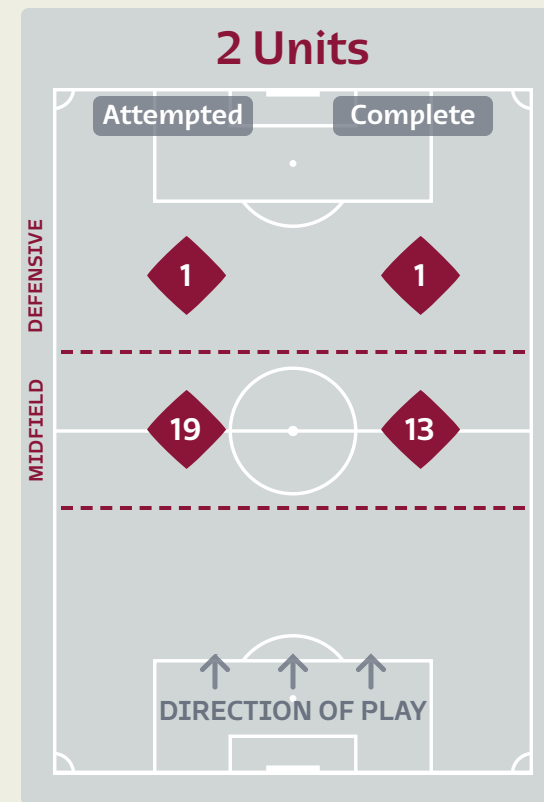
134



Attempted Line Breaks	12
Inside Shape	5
Outside Shape	7



Attempted Line Breaks	102
Inside Shape	64
Outside Shape	38



Attempted Line Breaks	20
Inside Shape	15
Outside Shape	5

Line Breaks

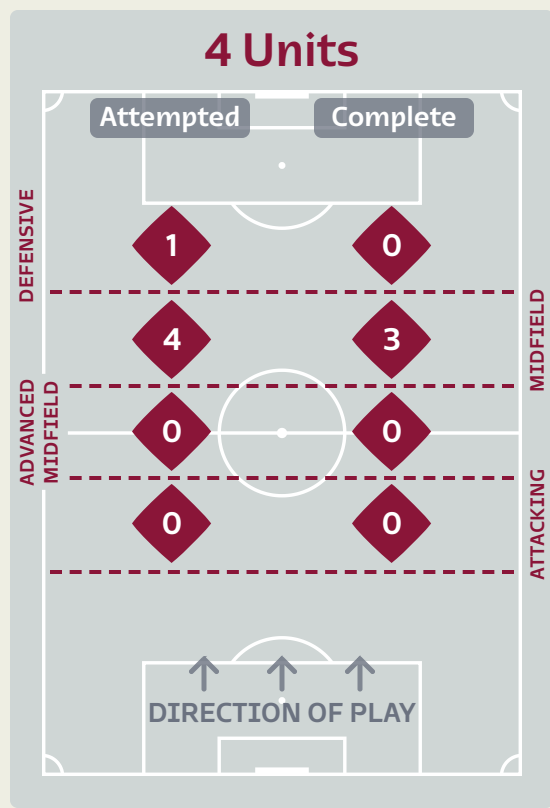


Attempted Line Breaks
124

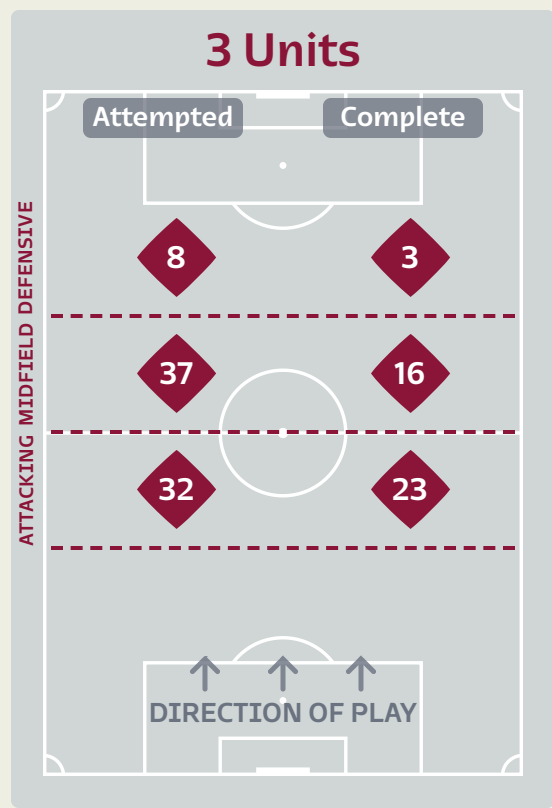
44 Attempted
34 Complete

27 Attempted
22 Complete

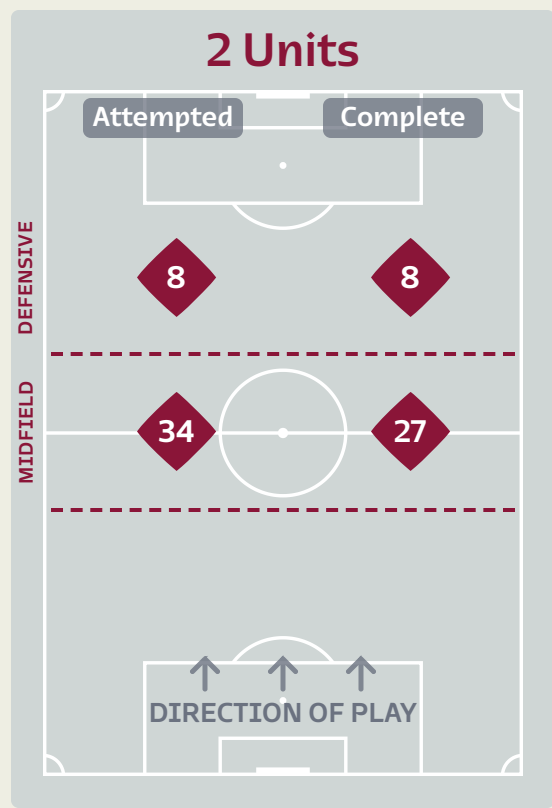
53 Attempted
24 Complete



Attempted Line Breaks **5**
Inside Shape **3**
Outside Shape **2**



Attempted Line Breaks **77**
Inside Shape **53**
Outside Shape **24**



Attempted Line Breaks **42**
Inside Shape **28**
Outside Shape **14**

Line Breaks

Portugal



					4 Units				3 Units			2 Units		Direction			Distribution Type		
#	Player	Line Breaks Attempted	Line Breaks Completed	Line Break Completion %	Attacking Line	Attacking Midfield Line	Midfield Line	Defensive Line	Attacking Line	Midfield Line	Defensive Line	Midfield Line	Defensive Line	Through	Around	Over	Pass	Cross	Ball Progression
22	DIOGO COSTA	17	4	23%	0	2	2	0	5	7	0	1	0	1	0	16	17	0	0
3	PEPE	17	12	70%	0	0	0	0	6	6	1	4	0	6	3	8	17	0	0
4	RUBEN DIAS	18	15	83%	1	0	0	0	11	3	0	3	0	4	10	4	18	0	0
7	CRISTIANO RONALDO	3	2	66%	0	0	0	0	0	2	0	0	1	1	2	0	2	0	1
8	BRUNO FERNANDES	9	8	88%	0	0	0	1	0	6	2	0	0	4	2	3	8	1	0
10	BERNARDO SILVA	10	6	60%	0	0	1	0	1	5	1	2	0	2	3	5	9	0	1
11	JOAO FELIX	5	3	60%	0	0	0	1	0	3	0	1	0	1	3	1	5	0	0
14	WILLIAM CARVALHO	14	11	78%	0	1	1	0	3	8	0	1	0	7	5	2	13	0	1
18	RUBEN NEVES	8	6	75%	0	0	0	0	4	1	1	2	0	2	3	3	7	1	0
19	NUNO MENDES	11	10	90%	0	1	0	1	2	4	1	2	0	0	6	5	11	0	0
20	JOAO CANCELO	5	3	60%	0	0	0	0	3	1	0	1	0	2	2	1	5	0	0
5	RAPHAEL GUERREIRO	10	10	100%	0	0	0	0	7	2	1	0	0	5	3	2	10	0	0
6	JOAO PALHINHA	3	3	100%	0	0	0	0	1	1	0	1	0	3	0	0	3	0	0
15	RAFAEL LEAO	2	1	50%	0	0	0	0	0	1	0	1	0	0	1	1	2	0	0
23	MATHEUS NUNES	1	1	100%	0	0	0	0	0	1	0	0	0	0	1	0	0	0	1
26	GONCALO RAMOS	1	1	100%	0	0	0	0	0	1	0	0	0	1	0	0	1	0	0

Passing Networks

Portugal



#	Passes From ↓ to →	DIOGO COSTA	PEPE	RUBEN DIAS	CRISTIANO RONALDO	BRUNO FERNANDES	BERNARDO SILVA	JOAO FELIX	WILLIAM CARVALHO	RUBEN NEVES	NUNO MENDES	JOAO CANCELO	RAPHAEL GUERREIRO	JOAO PALHINHA	RAFAEL LEAO	MATHEUS NUNES	GONCALO RAMOS
22	DIOGO COSTA	0	3	10	0	1	0	2	1	1	0	1	0	0	1	0	0
3	PEPE	7	0	5	6	3	4	1	6	5	1	7	0	0	0	0	1
4	RUBEN DIAS	8	4	0	3	3	5	8	6	9	5	5	0	0	0	0	0
7	CRISTIANO RONALDO	0	0	1	0	5	3	4	7	1	4	0	0	0	1	0	0
8	BRUNO FERNANDES	0	0	2	7	0	7	3	5	2	2	10	1	1	0	2	2
10	BERNARDO SILVA	2	3	5	4	8	0	3	8	6	3	3	2	0	2	0	0
11	JOAO FELIX	0	3	0	3	4	1	0	4	2	2	2	4	0	0	0	0
14	WILLIAM CARVALHO	2	6	11	5	2	8	7	0	3	4	5	4	0	1	0	0
18	RUBEN NEVES	1	6	4	3	1	3	2	6	0	5	8	2	0	0	0	0
19	NUNO MENDES	1	0	5	3	4	0	3	4	3	0	0	0	0	0	0	0
20	JOAO CANCELO	2	14	2	1	11	2	0	2	7	0	0	2	0	0	1	0
5	RAPHAEL GUERREIRO	1	0	4	1	1	3	2	0	1	0	0	0	2	4	2	0
6	JOAO PALHINHA	0	1	0	0	1	0	0	0	0	0	1	2	0	1	0	0
15	RAFAEL LEAO	0	0	0	1	1	1	0	0	0	0	0	3	2	0	1	0
23	MATHEUS NUNES	0	1	0	0	0	1	0	0	0	0	0	1	1	0	0	0
26	GONCALO RAMOS	0	0	0	0	1	3	0	0	0	0	1	0	0	0	0	0

Top 5 Player to Player Passers

Player	Passed To	% of Total Team Passes
JOAO CANCELO	PEPE	2.8%
WILLIAM CARVALHO	RUBEN DIAS	2.2%
JOAO CANCELO	BRUNO FERNANDES	2.2%
DIOGO COSTA	RUBEN DIAS	2%
BRUNO FERNANDES	JOAO CANCELO	2%

Passing Networks


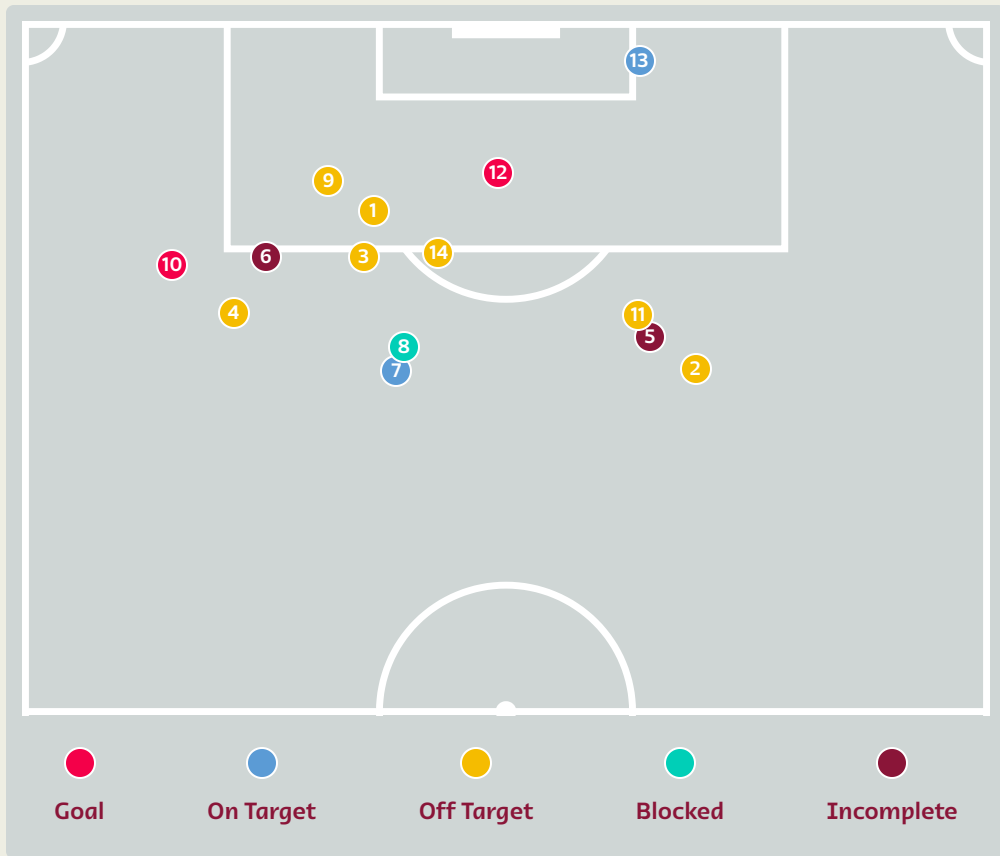


#	Passes From ↓ to →	ROCHET Sergio	GIMENEZ Jose Maria	GODIN Diego	VECINO Matias	BENTANCUR Rodrigo	NUNEZ Darwin	VARELA Guillermo	VALVERDE Federico	OLIVERA Mathias	COATES Sebastian	CAVANI Edinson	PELLISTRI Facundo	SUAREZ Luis	DE ARRASCAETA Giorgian	VINA Matias	GOMEZ Maxi
23	ROCHET Sergio	0	4	1	1	2	1	1	1	0	4	0	0	0	0	0	0
2	GIMENEZ Jose Maria	0	0	2	2	5	0	6	8	1	8	0	0	0	1	0	1
3	GODIN Diego	7	0	0	1	3	1	0	1	1	1	0	0	0	0	0	0
5	VECINO Matias	0	2	1	0	0	2	0	2	1	0	2	0	0	0	0	0
6	BENTANCUR Rodrigo	2	4	0	1	0	5	3	8	4	8	1	0	2	5	1	0
11	NUNEZ Darwin	0	0	0	1	1	0	1	1	3	1	1	1	0	0	0	0
13	VARELA Guillermo	2	3	0	0	1	0	0	2	0	1	2	3	0	0	0	0
15	VALVERDE Federico	0	3	3	2	7	4	4	0	2	3	1	4	0	2	2	0
16	OLIVERA Mathias	0	3	0	2	4	1	0	0	0	1	1	0	0	2	0	0
19	COATES Sebastian	1	9	3	1	2	0	1	5	4	0	2	1	2	2	2	1
21	CAVANI Edinson	0	3	0	2	1	0	1	2	0	1	0	0	0	1	0	0
8	PELLISTRI Facundo	0	0	0	0	1	0	1	2	0	1	0	0	0	2	0	1
9	SUAREZ Luis	0	0	0	0	1	0	0	1	1	0	0	0	0	0	0	1
10	DE ARRASCAETA Giorgian	0	1	0	0	3	1	2	2	0	0	0	3	1	0	1	0
17	VINA Matias	0	0	0	0	0	0	0	1	0	0	0	0	0	1	0	0
18	GOMEZ Maxi	0	0	0	0	1	0	0	1	0	0	0	0	0	0	0	0

Top 5 Player to Player Passers		
Player	Passed To	% of Total Team Passes
COATES Sebastian	GIMENEZ Jose Maria	3.1%
GIMENEZ Jose Maria	COATES Sebastian	2.8%
GIMENEZ Jose Maria	VALVERDE Federico	2.8%
BENTANCUR Rodrigo	COATES Sebastian	2.8%
BENTANCUR Rodrigo	VALVERDE Federico	2.8%

Attempts at Goal

Portugal



Key	Outcome	Shots
●	Goals	2
●	On Target	2
●	Off Target	7
●	Blocked	1
●	Incomplete	2

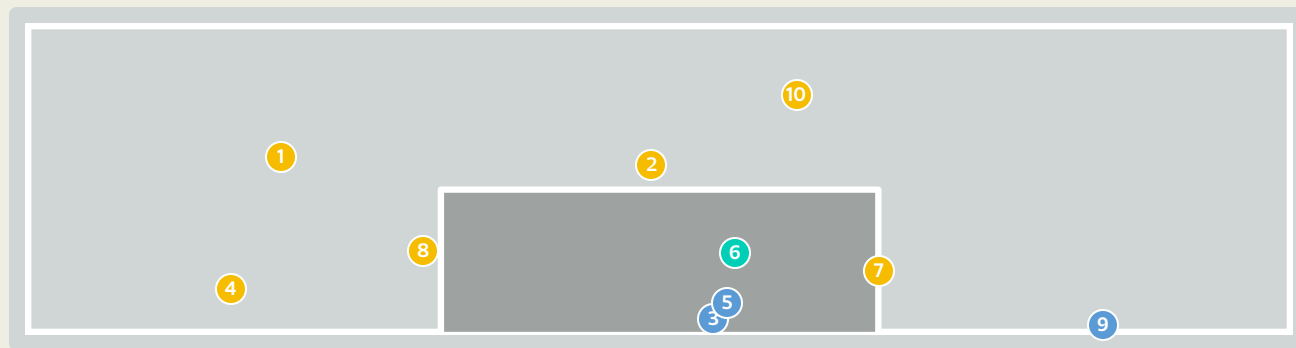
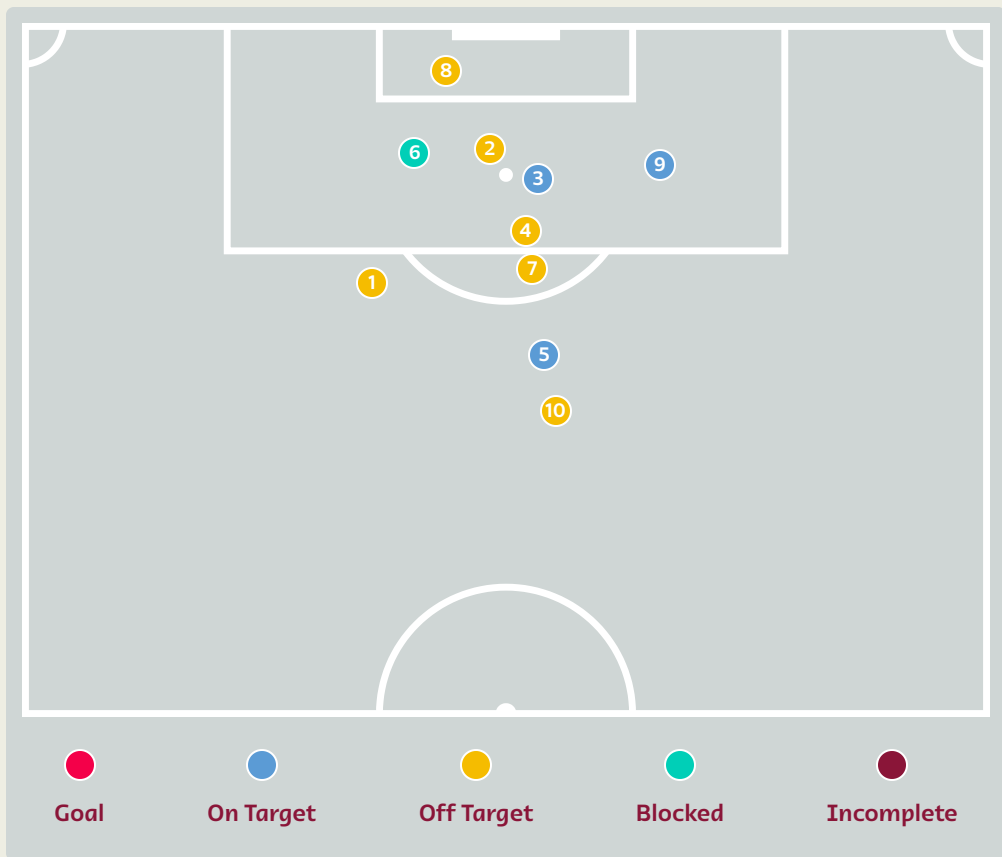
Attempts at Goal

Portugal



Time	Player	Outcome	Body Part	Delivery Type
3	14 WILLIAM CARVALHO	Off Target	Right Foot	Pass
7	8 BRUNO FERNANDES	Off Target	Right Foot	Other
15	11 JOAO FELIX	Deflected Off Target - Defensive Event	Right Foot	Pass
17	7 CRISTIANO RONALDO	Deflected Off Target - Defensive Event	Right Foot	Freekick
19	18 RUBEN NEVES	Incomplete - Defensive Event	Right Foot	Loose Ball
34	7 CRISTIANO RONALDO	Incomplete	Left Foot	Pass
34	11 JOAO FELIX	Deflected On Target - Defensive Event	Right Foot	Pass
36	8 BRUNO FERNANDES	Incomplete - Blocked	Right Foot	Pass
51	11 JOAO FELIX	Off Target	Left Foot	Pass
53	8 BRUNO FERNANDES	On Target - Goal	Right Foot	Pass
82	15 RAFAEL LEAO	Off Target	Right Foot	Pass
92	8 BRUNO FERNANDES	On Target - Goal	Right Foot	Penalty
97	8 BRUNO FERNANDES	On Target - Saved	Right Foot	Cross
98	8 BRUNO FERNANDES	Off Target	Right Foot	Pass

Attempts at Goal



Key	Outcome	Shots
	Goals	0
	On Target	3
	Off Target	6
	Blocked	1
	Incomplete	0

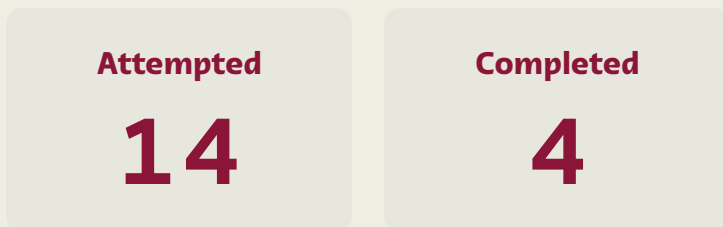
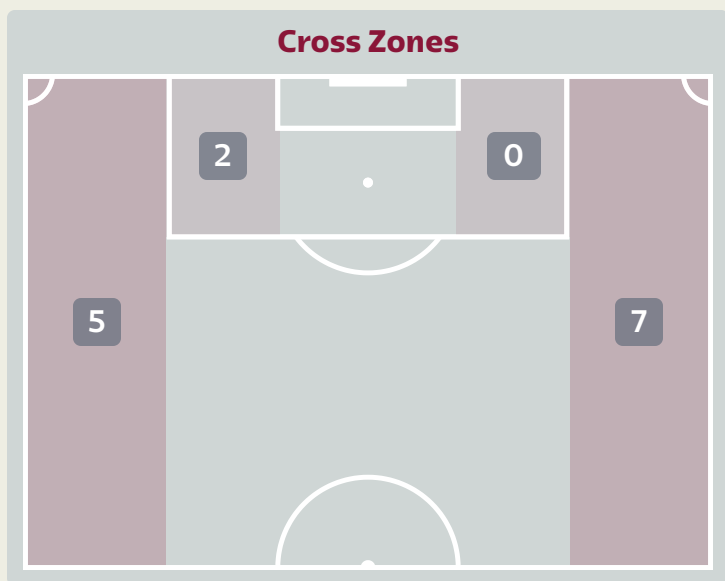
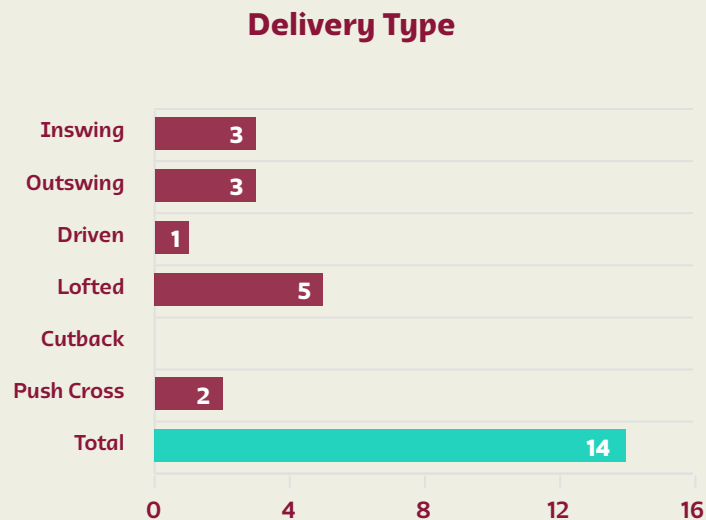
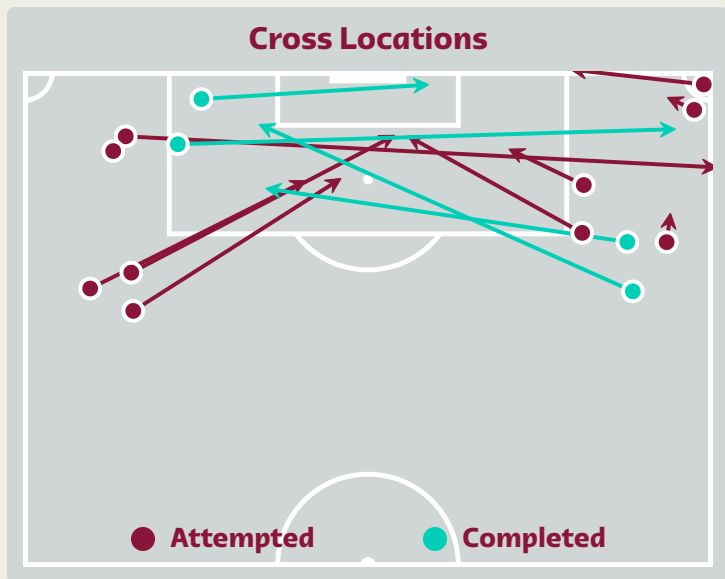
Attempts at Goal



Time	Player	Outcome	Body Part	Delivery Type
2	16 OLIVERA Mathias	Off Target	Left Foot	Pass
11	2 GIMENEZ Jose Maria	Off Target	Head	Cross
31	6 BENTANCUR Rodrigo	On Target - Saved	Right Foot	Ball Progression
57	21 CAVANI Edinson	Off Target	Right Foot	Cross
59	11 NUNEZ Darwin	On Target - Saved	Right Foot	Loose Ball
64	16 OLIVERA Mathias	Incomplete - Blocked	Head	Cross
74	18 GOMEZ Maxi	Off Target	Right Foot	Pass
77	9 SUAREZ Luis	Off Target	Left Foot	Freekick
78	10 DE ARRASCAETA Giorgian	On Target - Saved	Right Foot	Pass
85	15 VALVERDE Federico	Off Target	Right Foot	Pass

Crosses (Open Play)

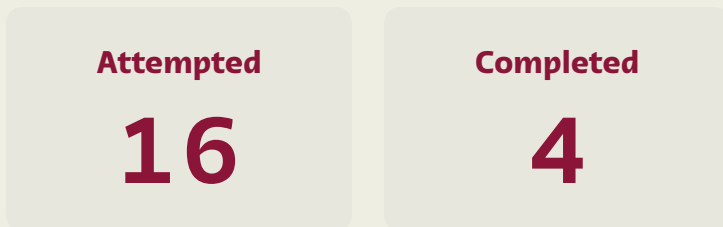
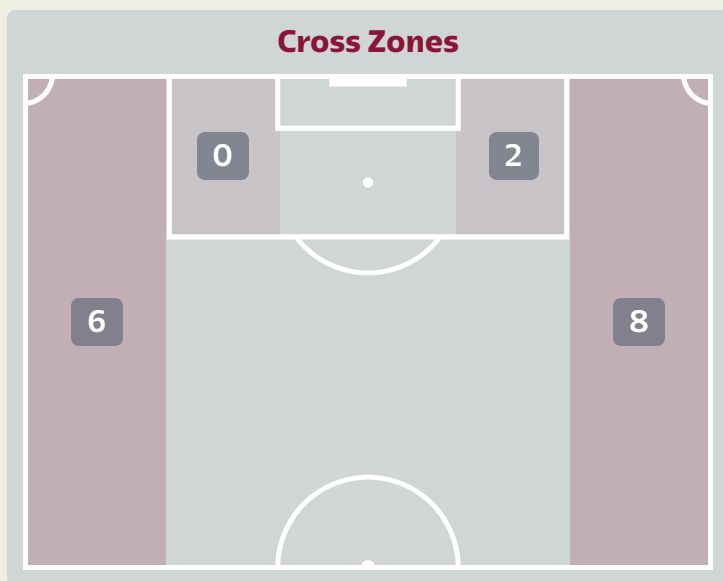
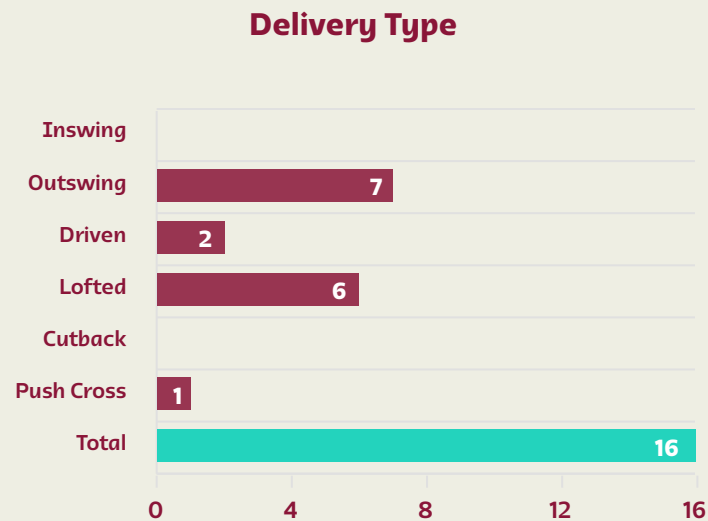
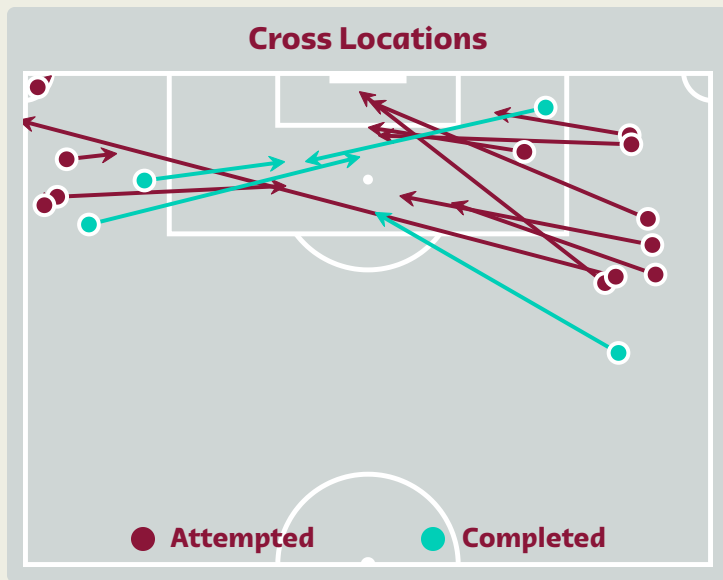
Portugal



#	Player	Inswing	Outswing	Driven	Lofted	Cutback	Push Cross	Total Attempted
22	DIOGO COSTA	0	0	0	0	0	0	0
3	PEPE	0	0	0	0	0	0	0
4	RUBEN DIAS	0	0	0	0	0	0	0
7	CRISTIANO RONALDO	0	0	0	1	0	0	1
8	BRUNO FERNANDES	1	0	1	1	0	1	4
10	BERNARDO SILVA	0	0	0	1	0	0	1
11	JOAO FELIX	0	0	0	0	0	0	0
14	WILLIAM CARVALHO	0	0	0	0	0	0	0
18	RUBEN NEVES	1	0	0	1	0	0	2
19	NUNO MENDES	0	1	0	0	0	0	1
20	JOAO CANCELO	1	0	0	0	0	1	2
5	RAPHAEL GUERREIRO	0	2	0	0	0	0	2
6	JOAO PALHINHA	0	0	0	0	0	0	0
15	RAFAEL LEAO	0	0	0	0	0	0	0
23	MATHEUS NUNES	0	0	0	1	0	0	1
26	GONCALO RAMOS	0	0	0	0	0	0	0



Crosses (Open Play)



#	Player	Inswing	Outswing	Driven	Lofted	Cutback	Push Cross	Total Attempted
23	ROCHET Sergio	0	0	0	0	0	0	0
2	GIMENEZ Jose Maria	0	0	0	1	0	0	1
3	GODIN Diego	0	0	0	0	0	0	0
5	VECINO Matias	0	0	0	1	0	0	1
6	BENTANCUR Rodrigo	0	1	0	0	0	0	1
11	NUNEZ Darwin	0	0	2	0	0	0	2
13	VARELA Guillermo	0	3	0	2	0	0	5
15	VALVERDE Federico	0	0	0	1	0	0	1
16	OLIVERA Mathias	0	1	0	0	0	1	2
19	COATES Sebastian	0	0	0	0	0	0	0
21	CAVANI Edinson	0	0	0	0	0	0	0
8	PELLISTRI Facundo	0	1	0	0	0	0	1
9	SUAREZ Luis	0	0	0	0	0	0	0
10	DE ARRASCAETA Giorgian	0	0	0	1	0	0	1
17	VINA Matias	0	1	0	0	0	0	1
18	GOMEZ Maxi	0	0	0	0	0	0	0

Offering to Receive

Portugal



752

Total Offers Made

265

Total Offers Received

Most Offers

114

BERNARDO SILVA
RIGHT CENTRE MIDFIELD

267

Offers Made in Final Third

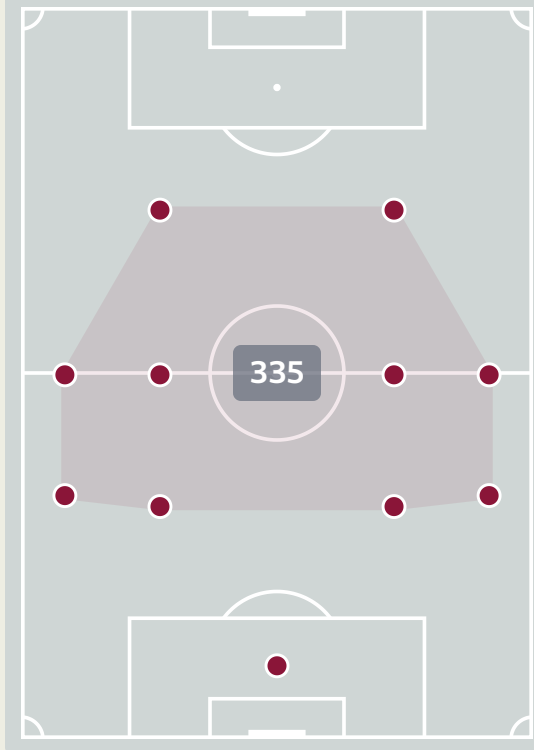
339

Offers Made in Middle Third

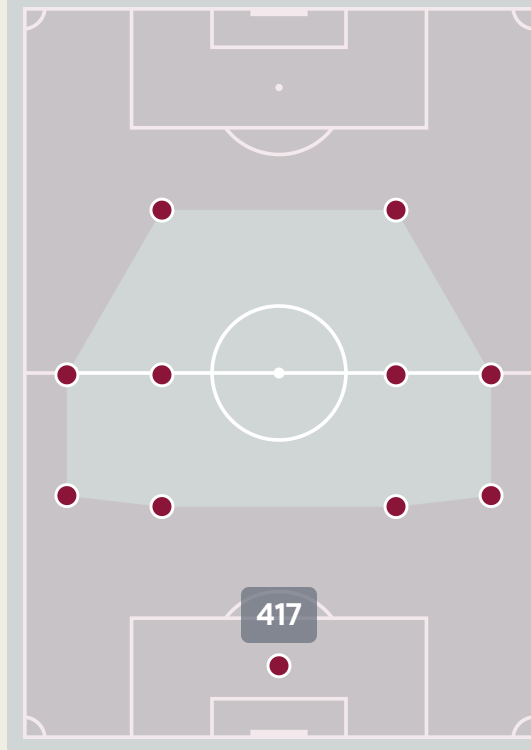
146

Offers Made in Defensive Third

Offers Made Inside Shape



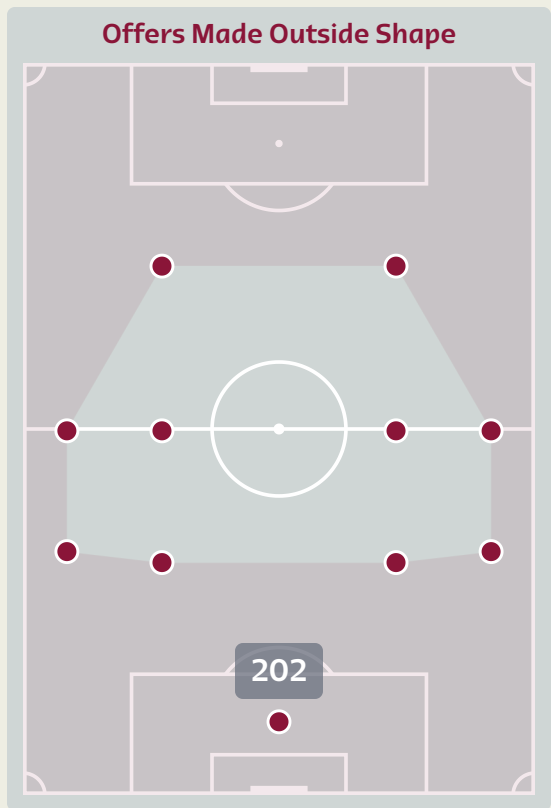
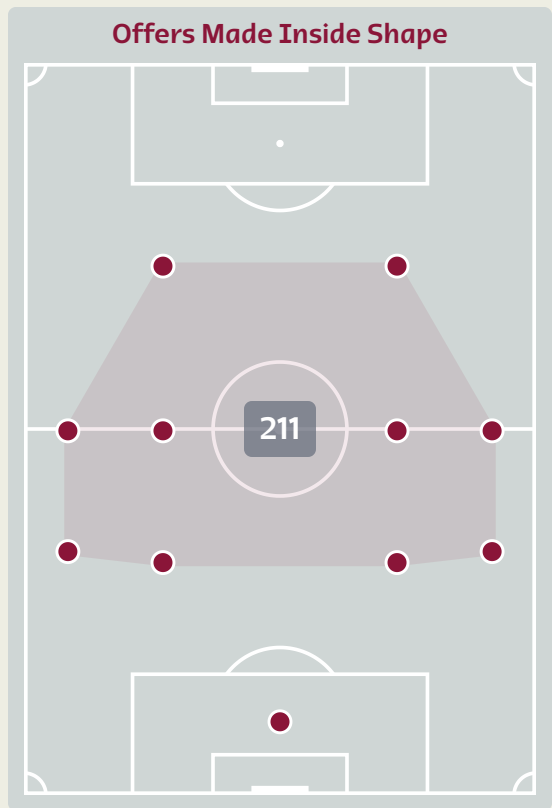
Offers Made Outside Shape



#	Player	Offers Made	Offers Received	% Made & Received
22	DIOGO COSTA	16	9	56.2%
3	PEPE	46	20	43.5%
4	RUBEN DIAS	53	27	50.9%
7	CRISTIANO RONALDO	77	25	32.5%
8	BRUNO FERNANDES	80	25	31.2%
10	BERNARDO SILVA	114	33	28.9%
11	JOAO FELIX	75	22	29.3%
14	WILLIAM CARVALHO	52	20	38.5%
18	RUBEN NEVES	78	33	42.3%
19	NUNO MENDES	30	14	46.7%
20	JOAO CANCELO	46	12	26.1%
5	RAPHAEL GUERREIRO	40	14	35%
6	JOAO PALHINHA	1	0	0%
15	RAFAEL LEAO	15	6	40%
23	MATHEUS NUNES	13	3	23.1%
26	GONCALO RAMOS	16	2	12.5%



Offering to Receive



#	Player	Offers Made	Offers Received	% Made & Received
23	ROCHET Sergio	7	5	71.4%
2	GIMENEZ Jose Maria	28	14	50%
3	GODIN Diego	10	6	60%
5	VECINO Matias	20	1	5%
6	BENTANCUR Rodrigo	34	20	58.8%
11	NUNEZ Darwin	31	9	29%
13	VARELA Guillermo	35	11	31.4%
15	VALVERDE Federico	27	15	55.6%
16	OLIVERA Mathias	44	12	27.3%
19	COATES Sebastian	21	12	57.1%
21	CAVANI Edinson	61	12	19.7%
8	PELLISTRI Facundo	24	5	20.8%
9	SUAREZ Luis	26	5	19.2%
10	DE ARRASCAETA Giorgian	29	13	44.8%
17	VINA Matias	7	3	42.9%
18	GOMEZ Maxi	9	2	22.2%

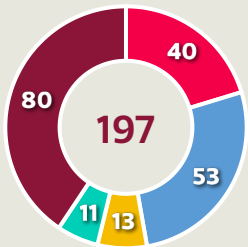
Movement to Receive

Portugal

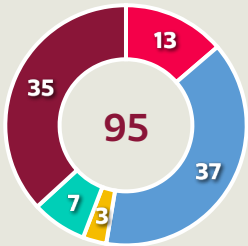


Movement Types by Phase

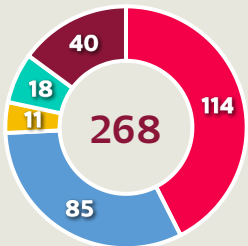
Final Third Phase



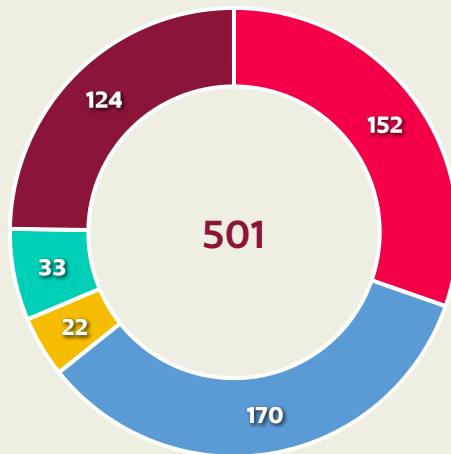
Progression Phase



Build Up Phase



All Movement Types

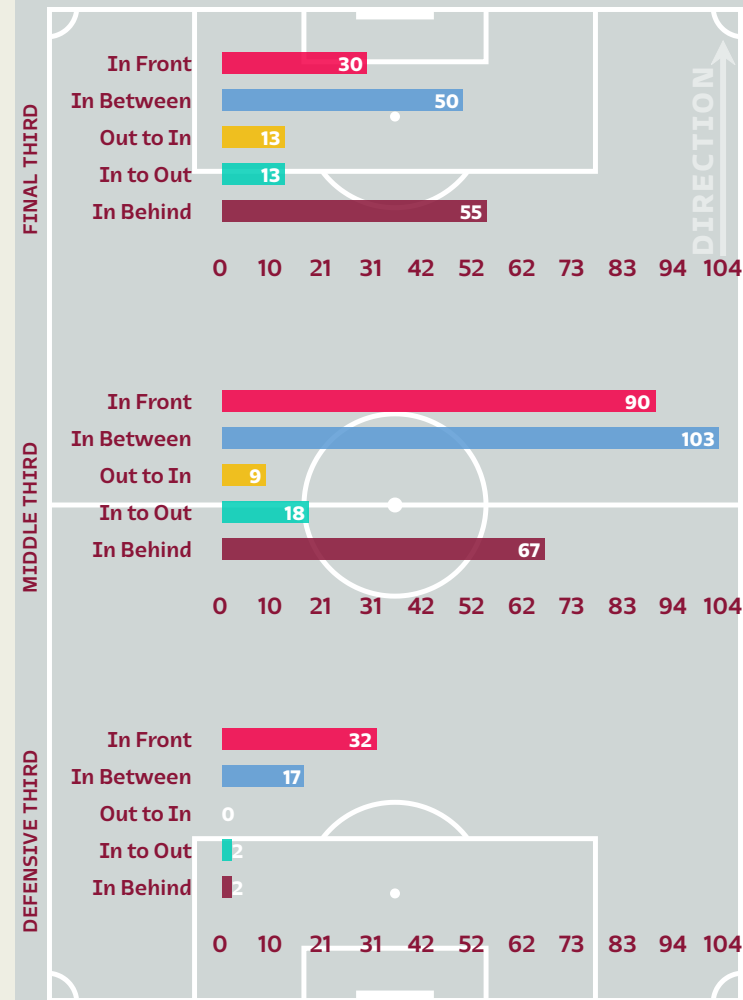


- In Front
- In Between
- Out to In
- In to Out
- In Behind

Top Ranked Players

Type	Player	Movements
In Front	18 RUBEN NEVES	38
In Between	7 CRISTIANO RONALDO	32
Out to In	5 RAPHAEL GUERREIRO	4
In to Out	10 BERNARDO SILVA	9
In Behind	11 JOAO FELIX	33

Movement Types Pitch Third

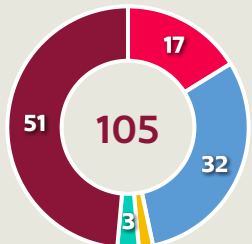




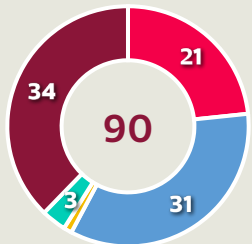
Movement to Receive

Movement Types by Phase

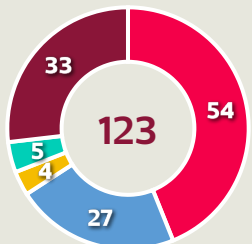
Final Third Phase



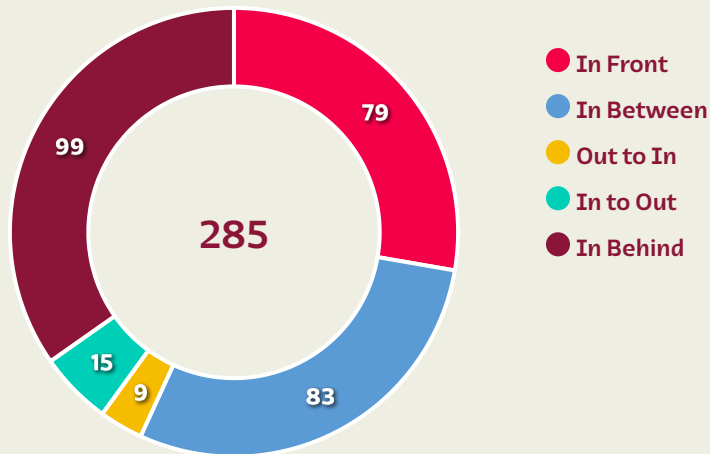
Progression Phase



Build Up Phase



All Movement Types

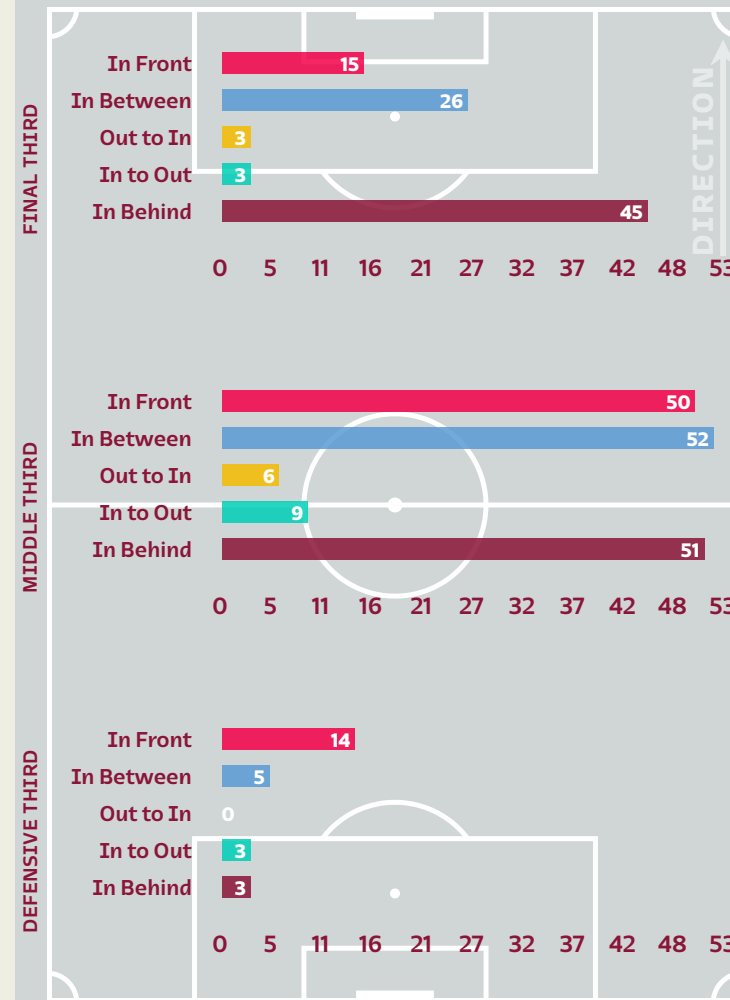


- In Front
- In Between
- Out to In
- In to Out
- In Behind

Top Ranked Players

Type	Player	Movements
In Front	6 BENTANCUR Rodrigo	22
In Between	21 CAVANI Edinson	30
Out to In	9 SUAREZ Luis	2
In to Out	21 CAVANI Edinson	5
In Behind	11 NUNEZ Darwin	24

Movement Types Pitch Third





FIFA WORLD CUP
Qatar 2022



OUT OF POSSESSION



Portugal v Uruguay



Defensive Actions

Portugal



68

Forced Turnovers

53

Possession Regained

12

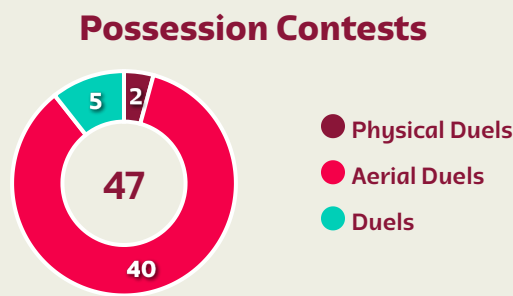
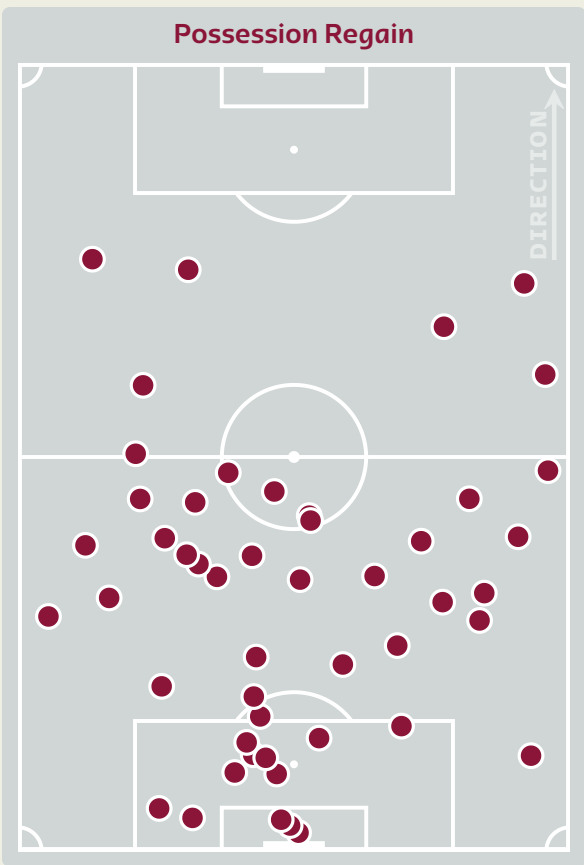
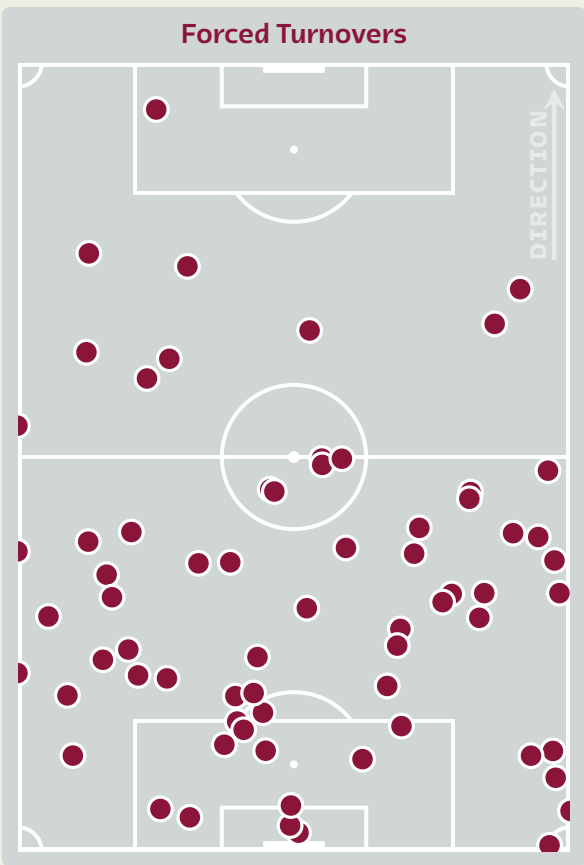
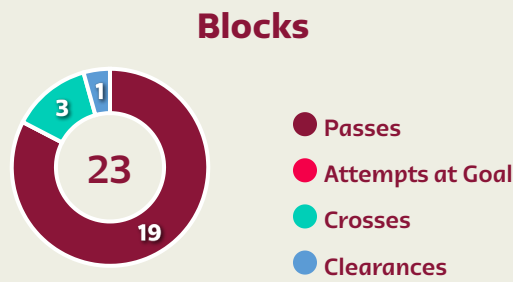
Interceptions

20

Tackles

6.06

Possession Actions / Defensive Action



Most Possession Regains

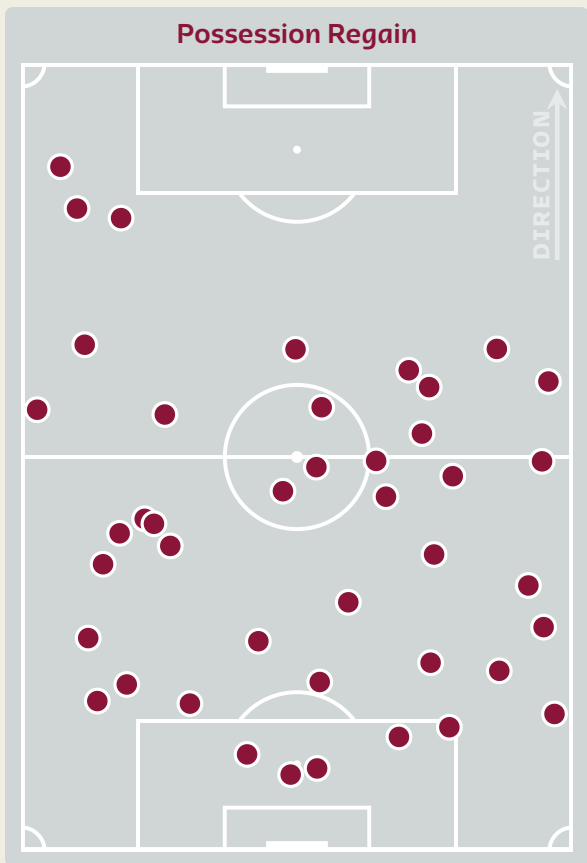
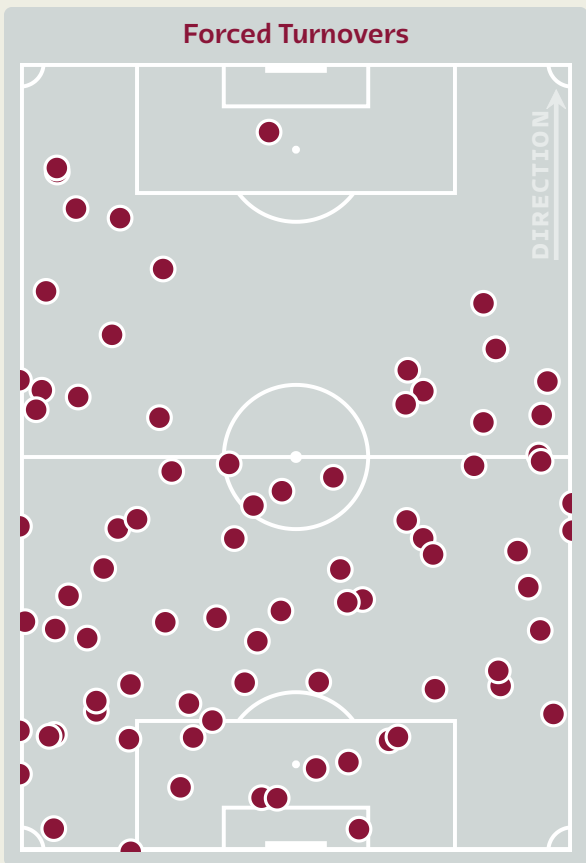
8

DIOGO COSTA
GOALKEEPER

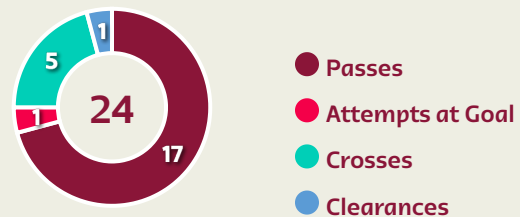
#	Player	Total Possession Regains
22	DIOGO COSTA	8
3	PEPE	8
4	RUBEN DIAS	5
7	CRISTIANO RONALDO	0
8	BRUNO FERNANDES	5
10	BERNARDO SILVA	2
11	JOAO FELIX	2
14	WILLIAM CARVALHO	5
18	RUBEN NEVES	3
19	NUNO MENDES	2
20	JOAO CANCELO	5
5	RAPHAEL GUERREIRO	3
6	JOAO PALHINHA	3
15	RAFAEL LEAO	2
23	MATHEUS NUNES	0
26	GONCALO RAMOS	0



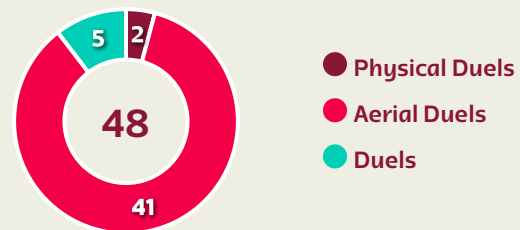
Defensive Actions



Blocks



Possession Contests



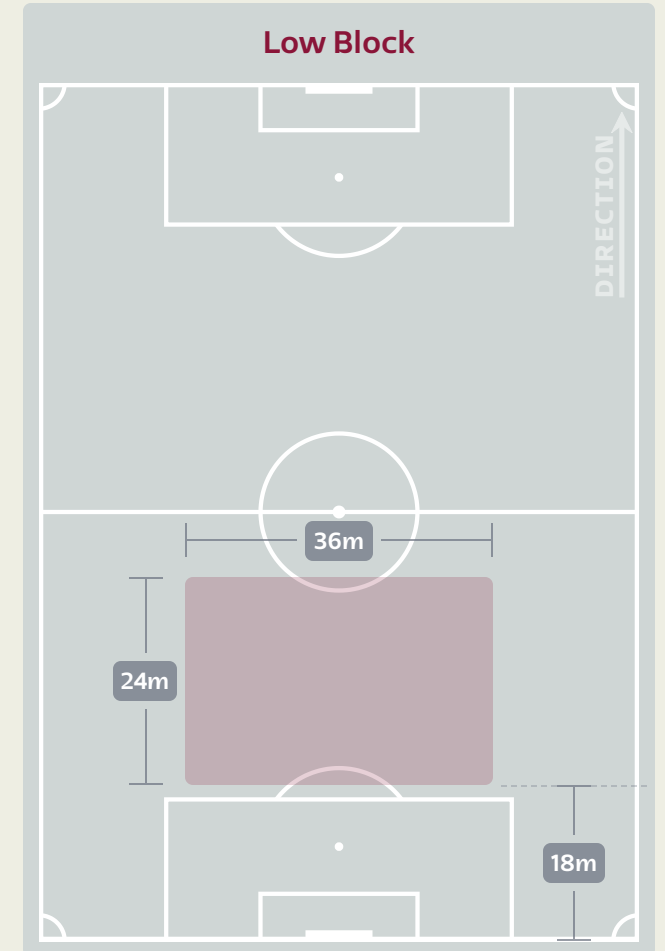
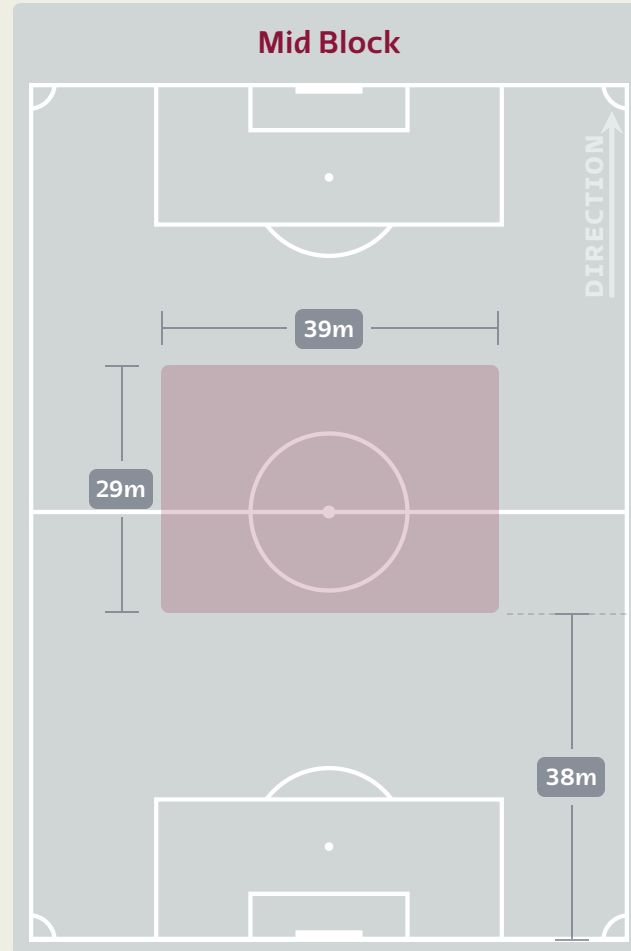
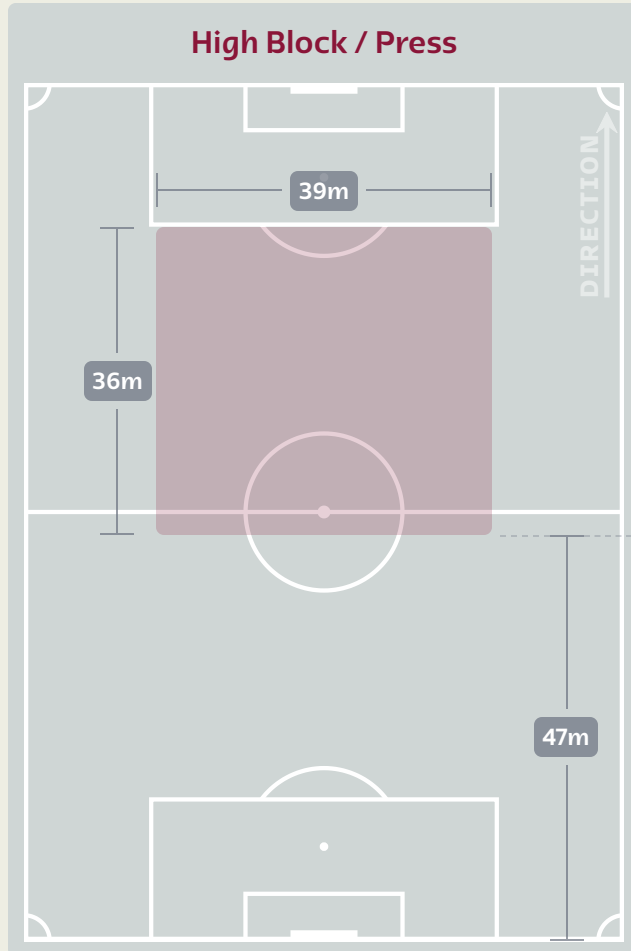
Most Possession Regains



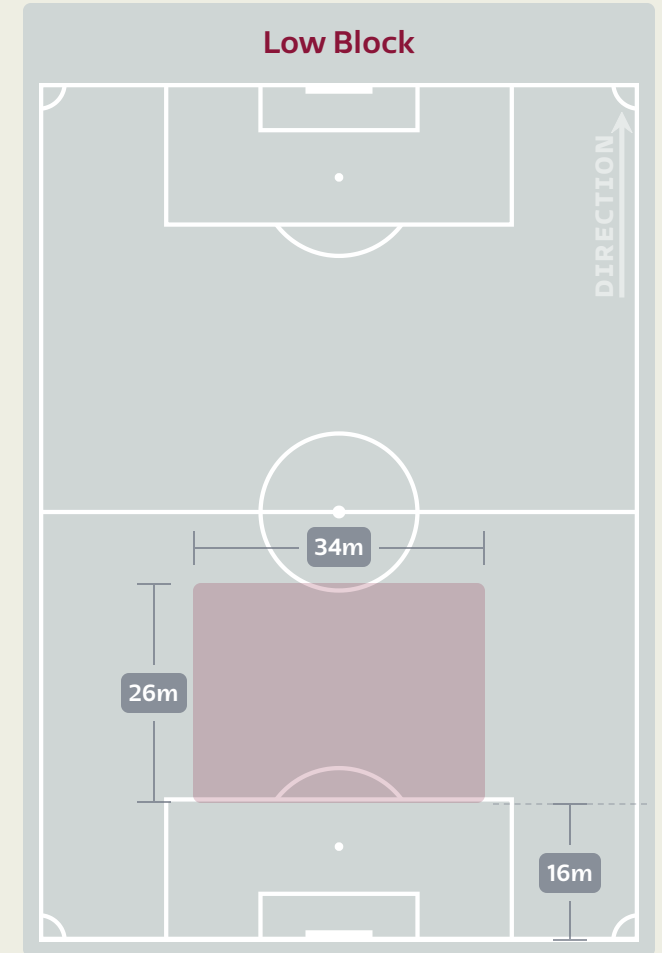
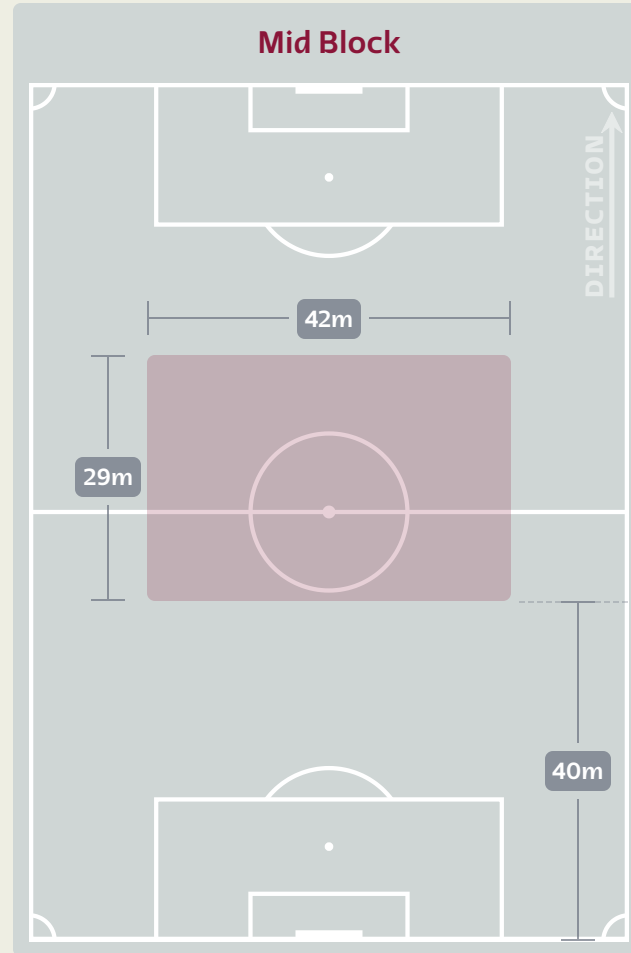
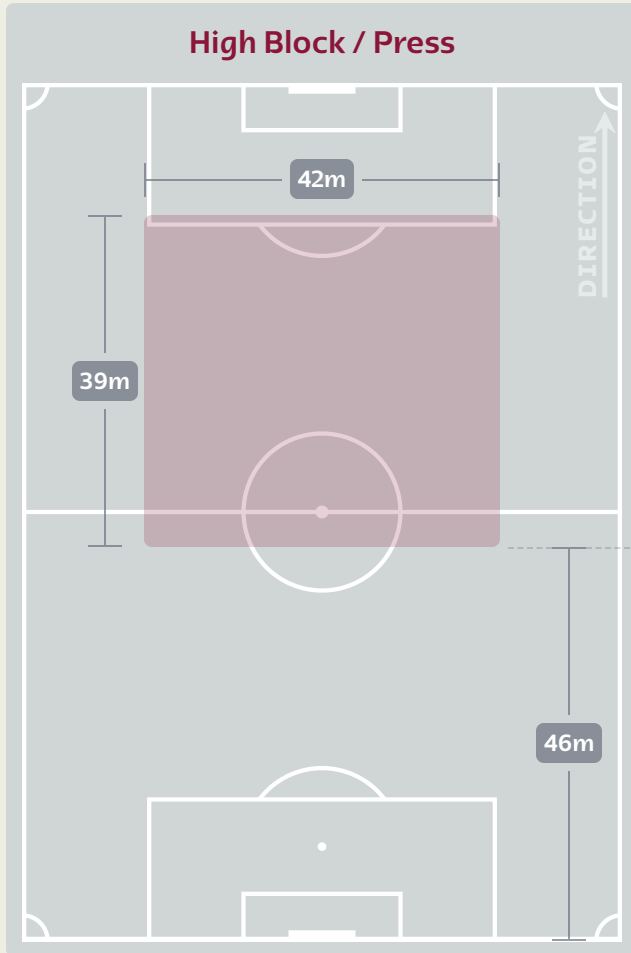
#	Player	Total Possession Regains
23	ROCHET Sergio	1
2	GIMENEZ Jose Maria	7
3	GODIN Diego	1
5	VECINO Matias	1
6	BENTANCUR Rodrigo	12
11	NUNEZ Darwin	0
13	VARELA Guillermo	3
15	VALVERDE Federico	6
16	OLIVERA Mathias	6
19	COATES Sebastian	3
21	CAVANI Edinson	0
8	PELLISTRI Facundo	1
9	SUAREZ Luis	0
10	DE ARRASCAETA Giorgian	2
17	VINA Matias	0
18	GOMEZ Maxi	0

Defensive Line Height & Team Length

Portugal



Defensive Line Height & Team Length



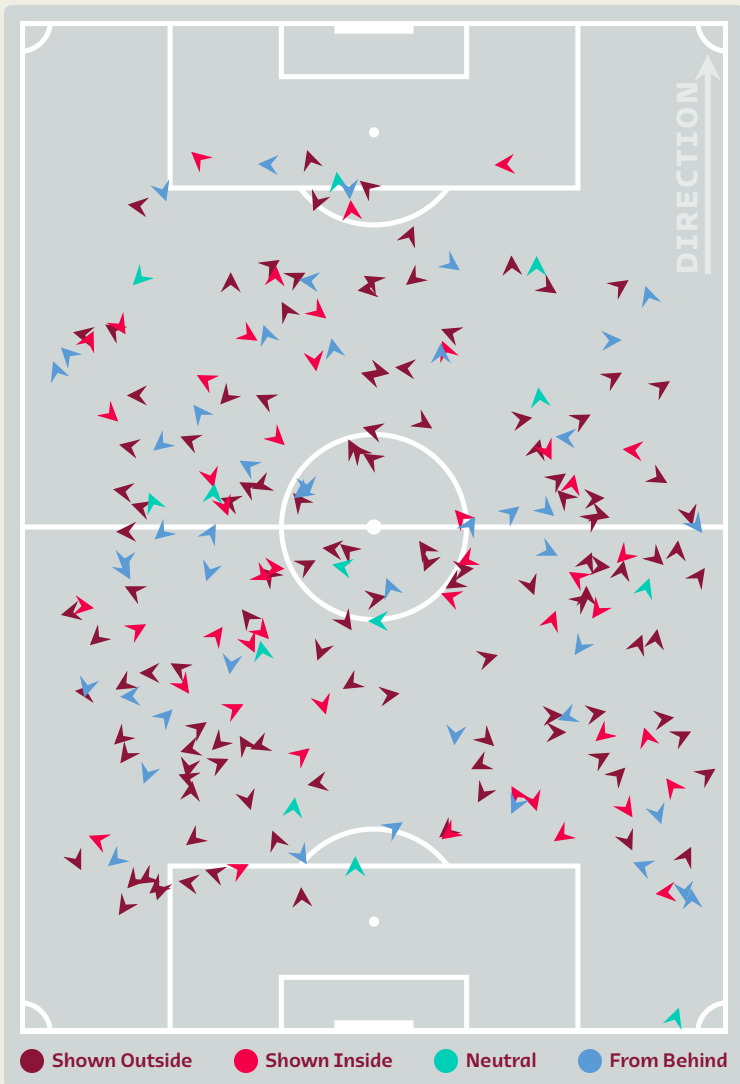
Defensive Pressure



Portugal



Uruguay



226	Total Pressures	362
42	Direct Pressures	53
1.63s	Avg Pressure Duration	1.52s
68	Forced Turnovers	81
8.67s	Ball Recovery Time	11.33s
106	Pushing on into Pressing	184
294	Pushing on	481
47	Pressing Direction Inside	67
121	Pressing Direction Outside	219

Most Direct Pressures

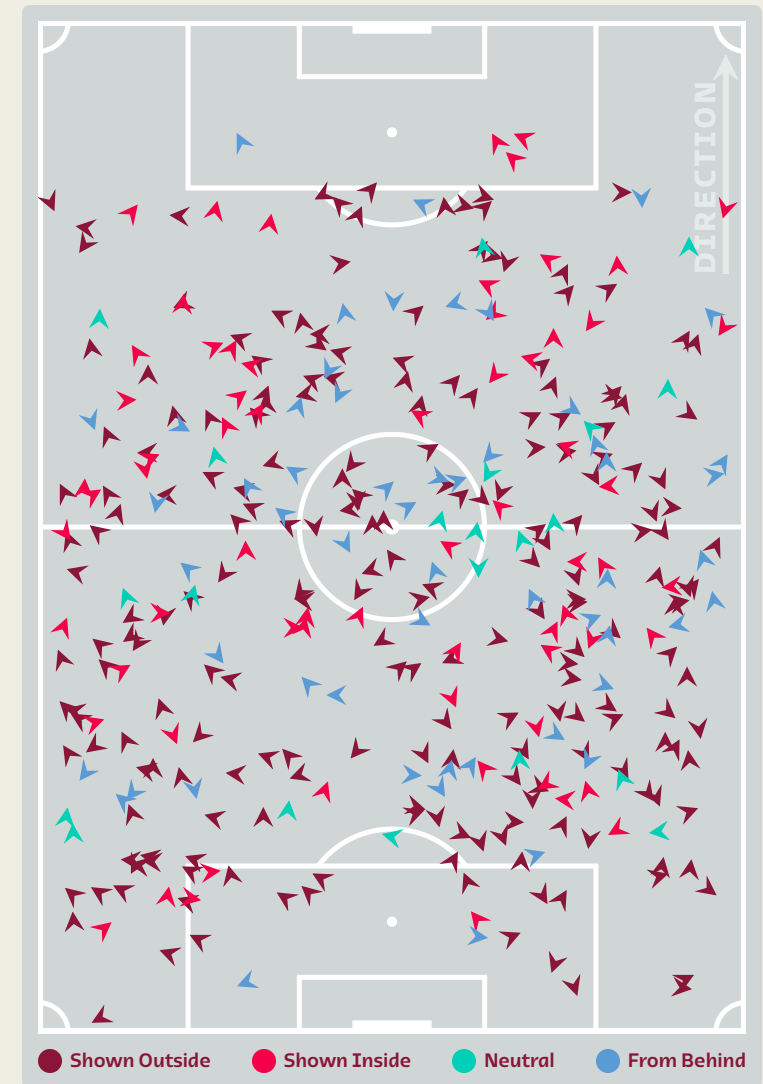
8

BERNARDO SILVA
RIGHT CENTRE MIDFIELD

Most Direct Pressures

12

BENTANCUR Rodrigo
CENTRE MIDFIELD





FIFA WORLD CUP
Qatar 2022



GOALKEEPING



Portugal v Uruguay

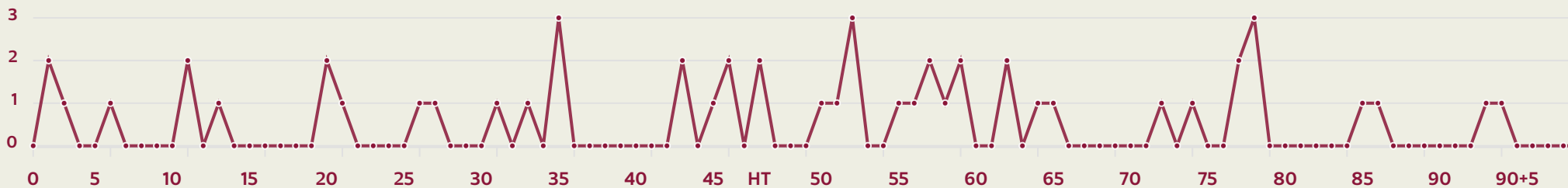


Goalkeeping Involvement



Portugal

Portugal GK Involvement Timeline



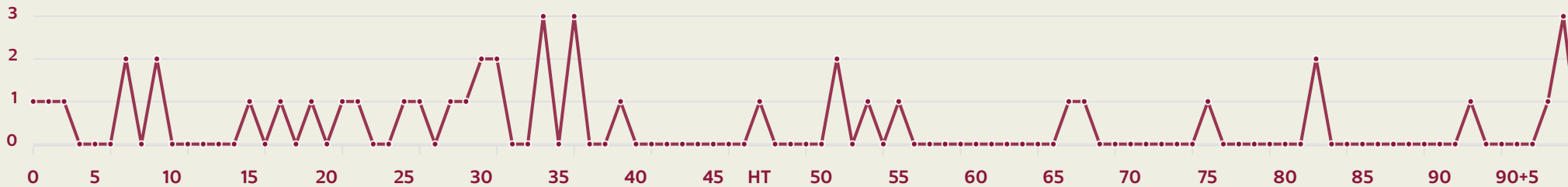
52

Total Involvements



Uruguay

Uruguay GK Involvement Timeline


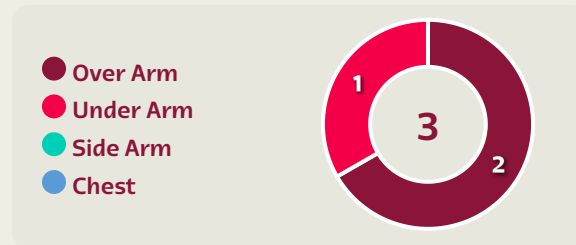
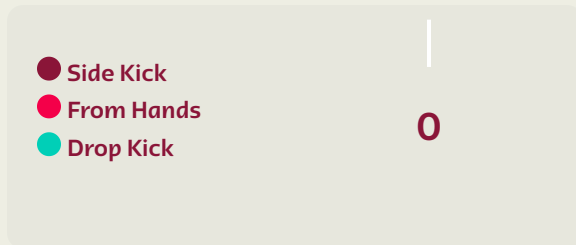
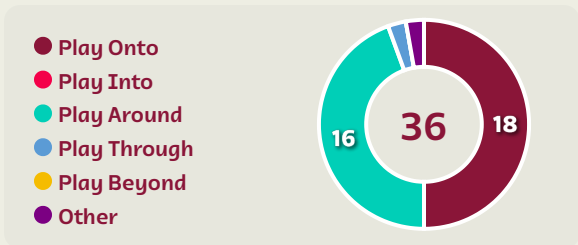
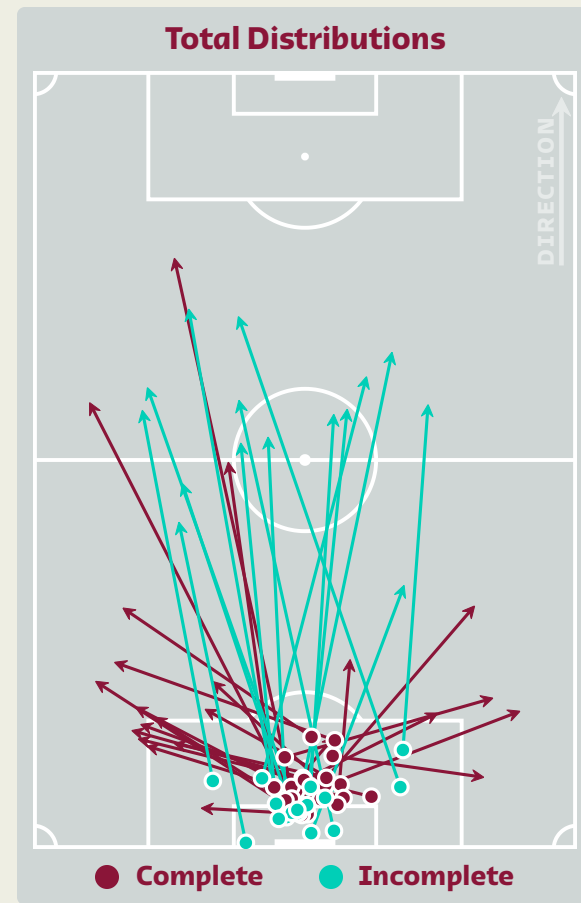
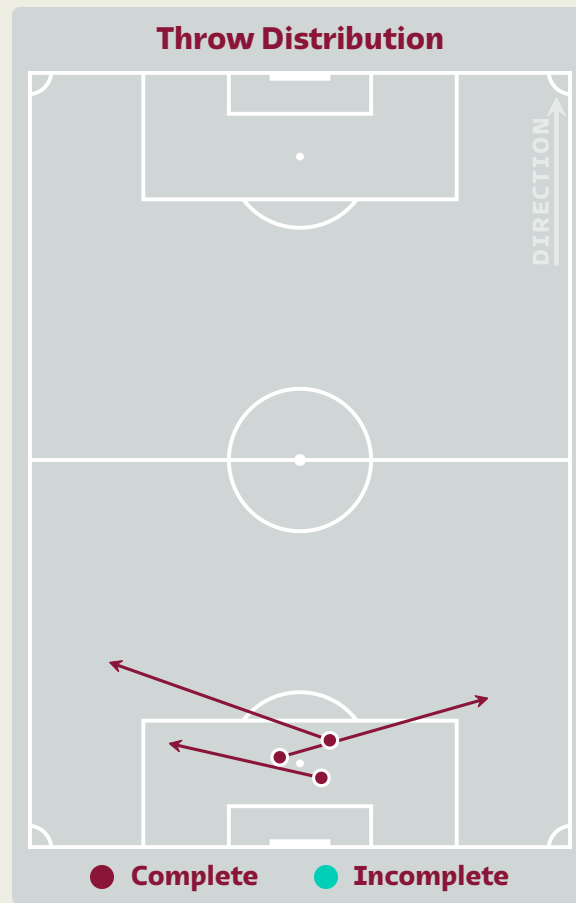
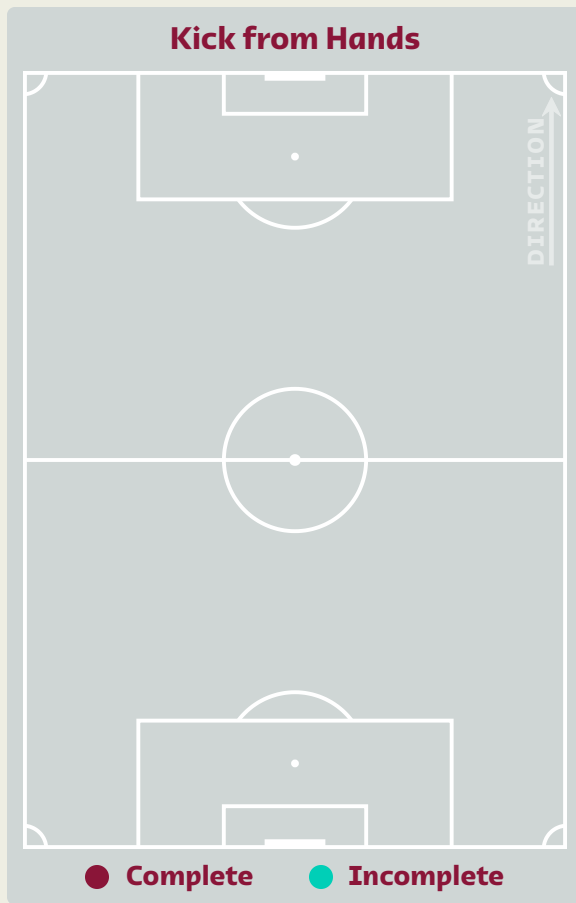
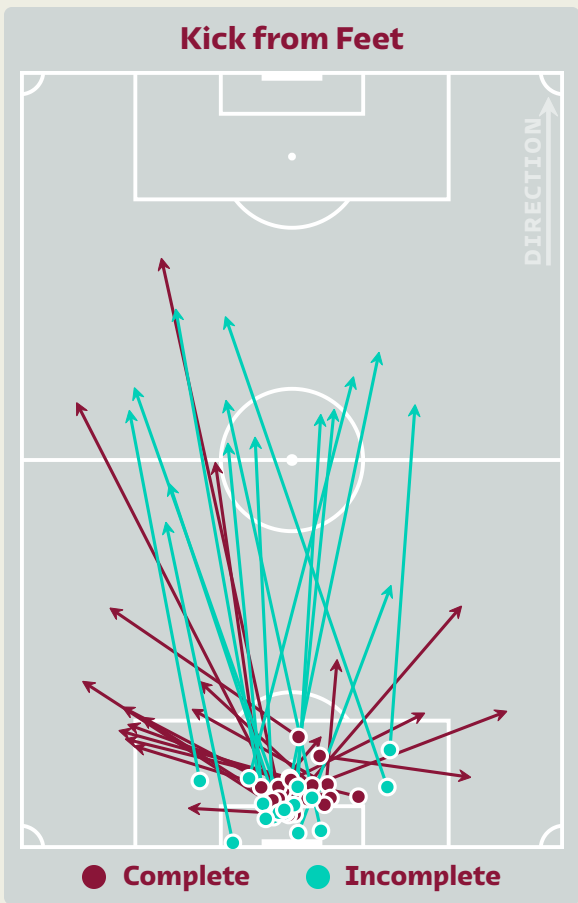


42

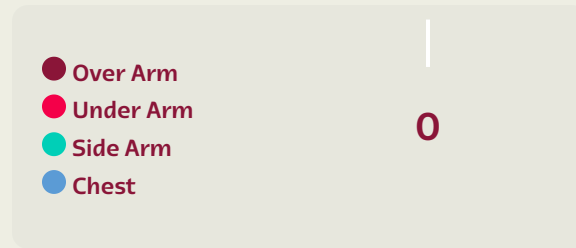
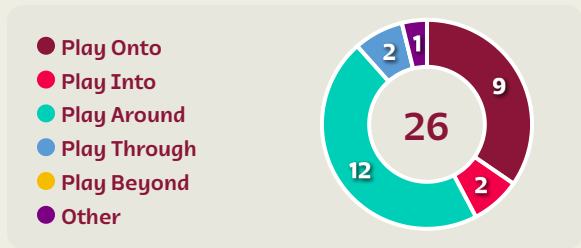
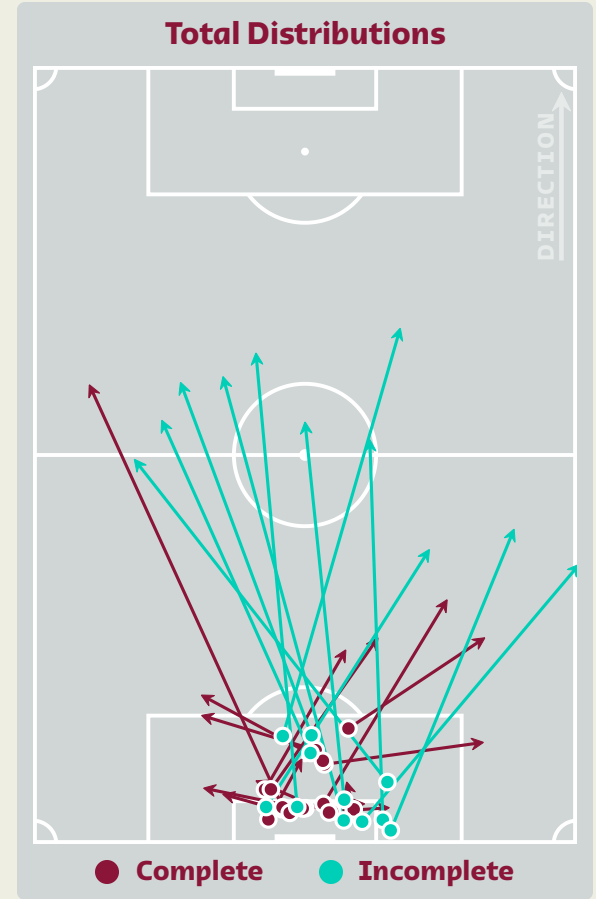
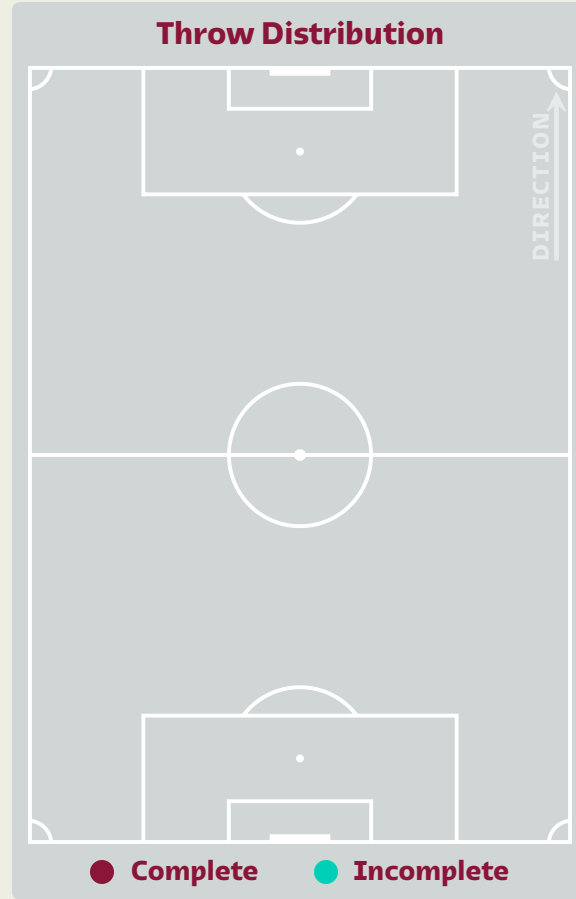
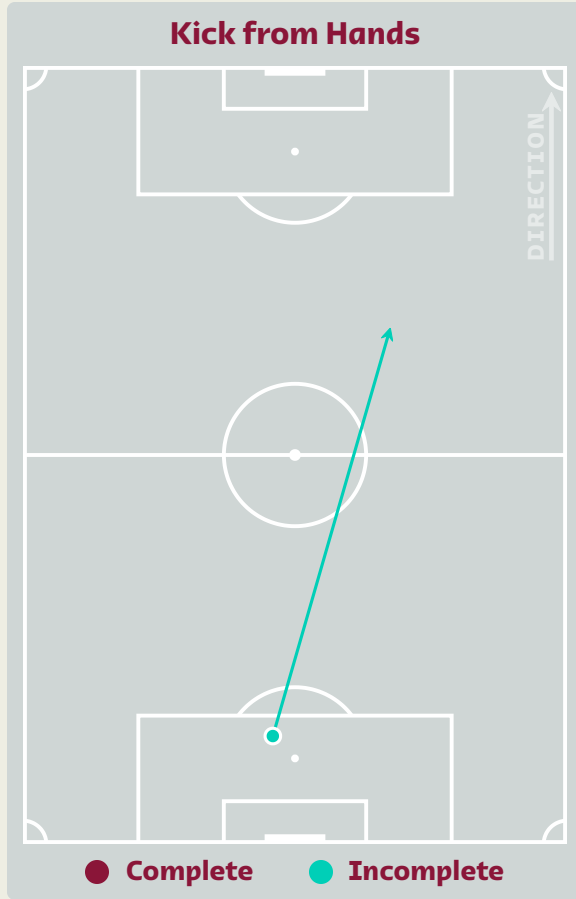
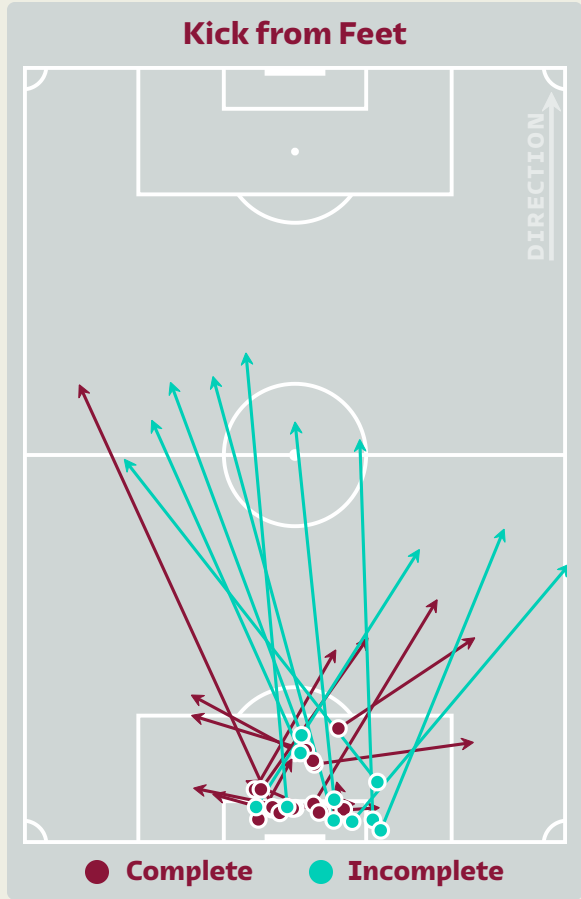
Total Involvements

Goalkeeping Distribution

Portugal

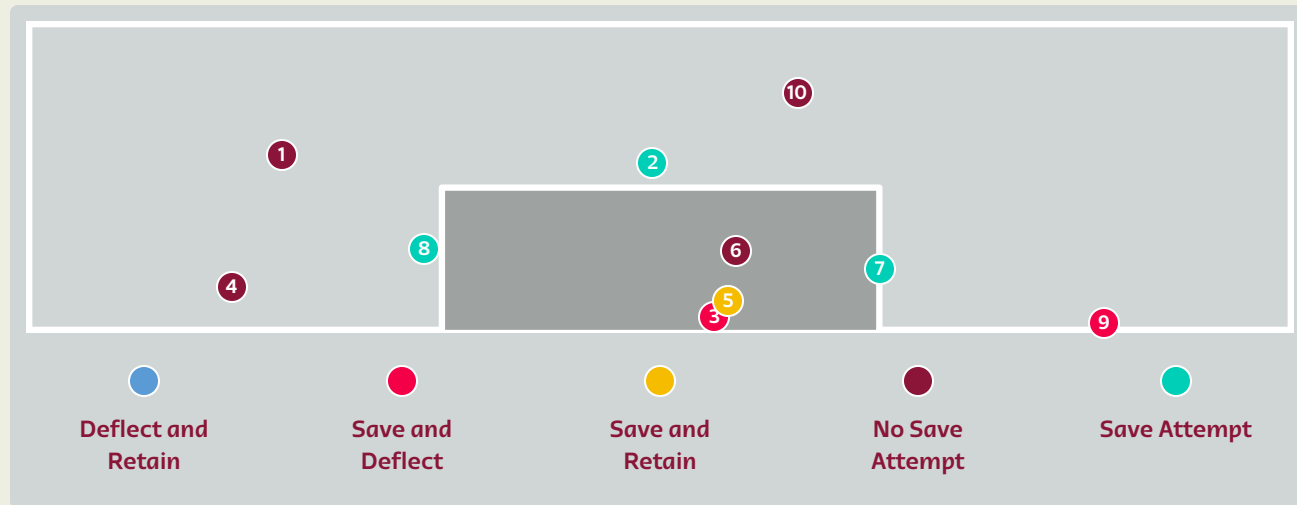
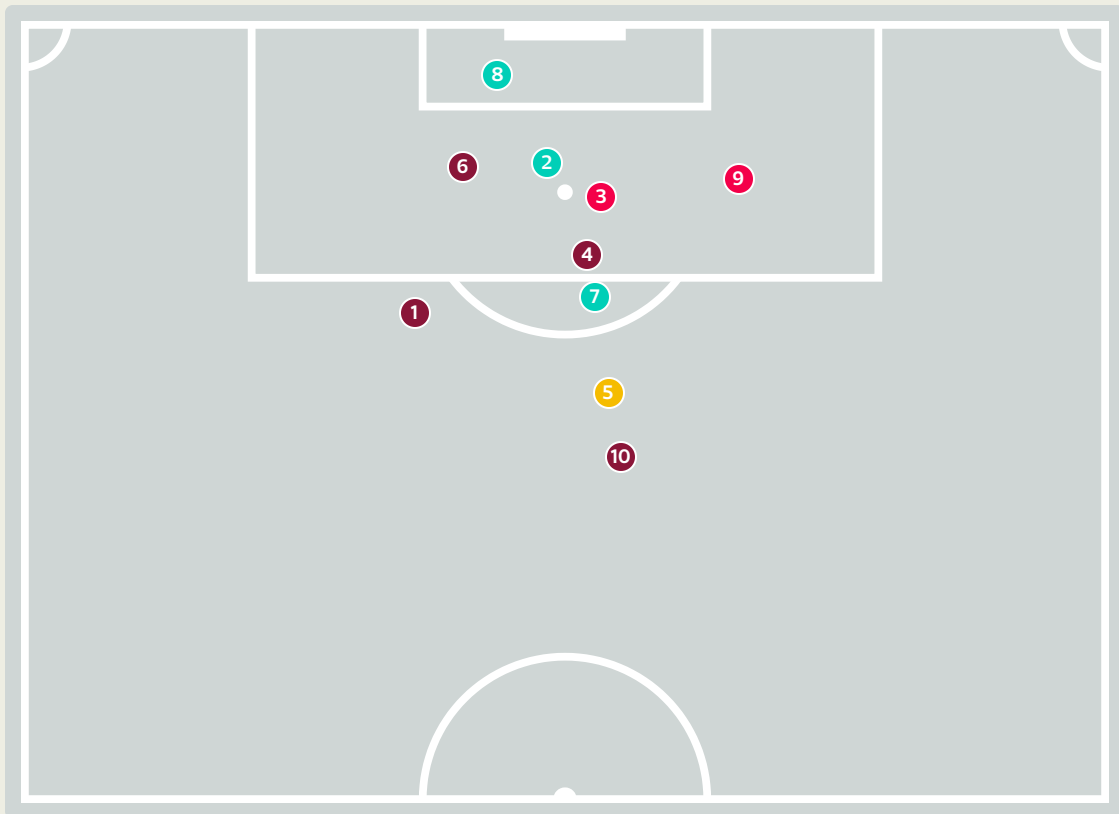


Goalkeeping Distribution

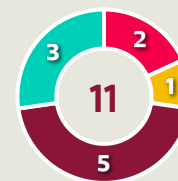


Goal Prevention

Portugal

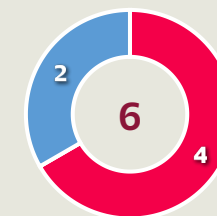


Intervention Type



- Deflect & Retain
- Save & Deflect
- Save & Retain
- No Save Attempt
- Save Attempt

Intervention Body Type



- Head
- Hands
- Upper Body
- Lower Body
- Feet

11

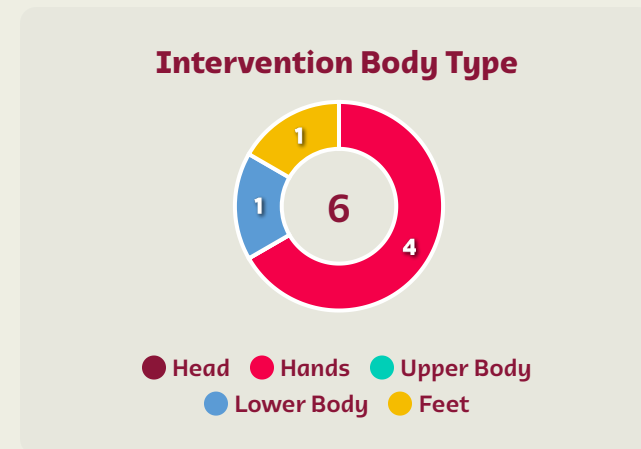
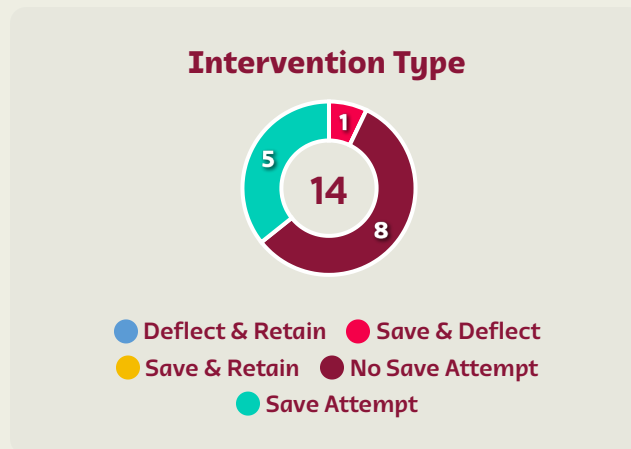
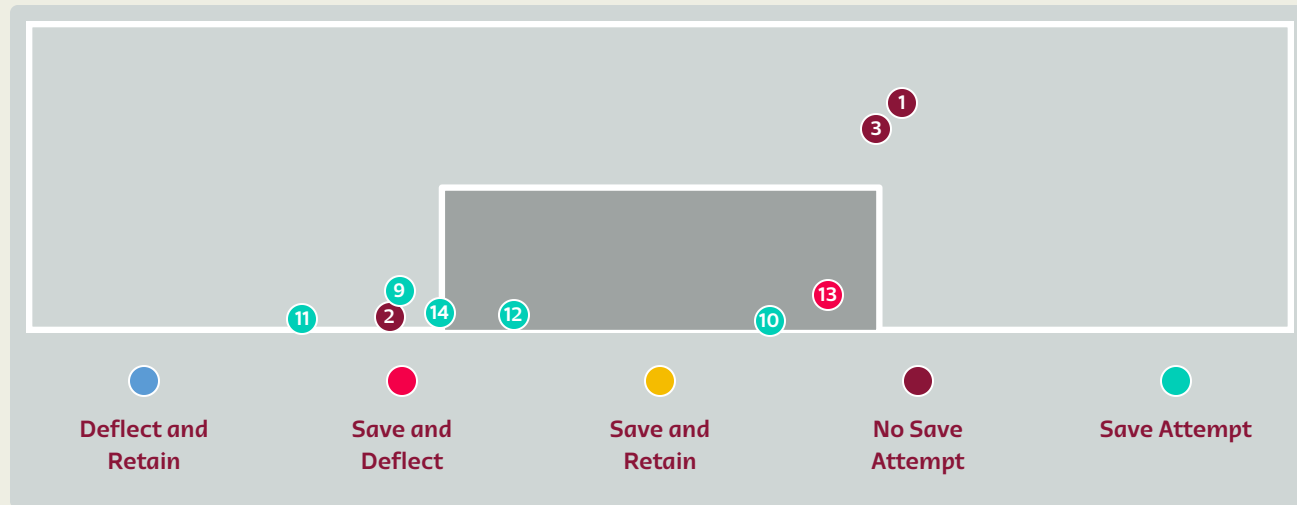
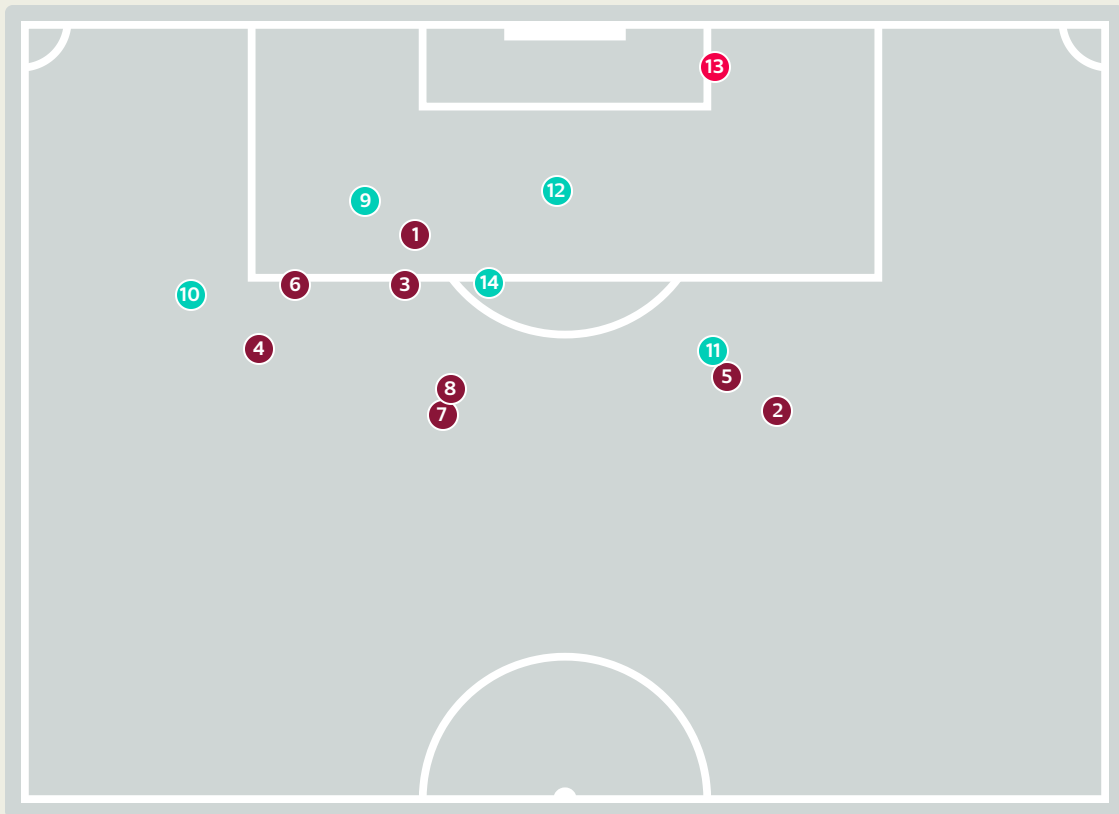
Total Attempts on Goal Faced

100

Save %

Total Attempts on Goal Faced	Total Goal Interventions	Save & Retain	Deflect & Retain	Save & Deflect	Save Attempt	No Save Attempt
11	3	1	0	2	3	5

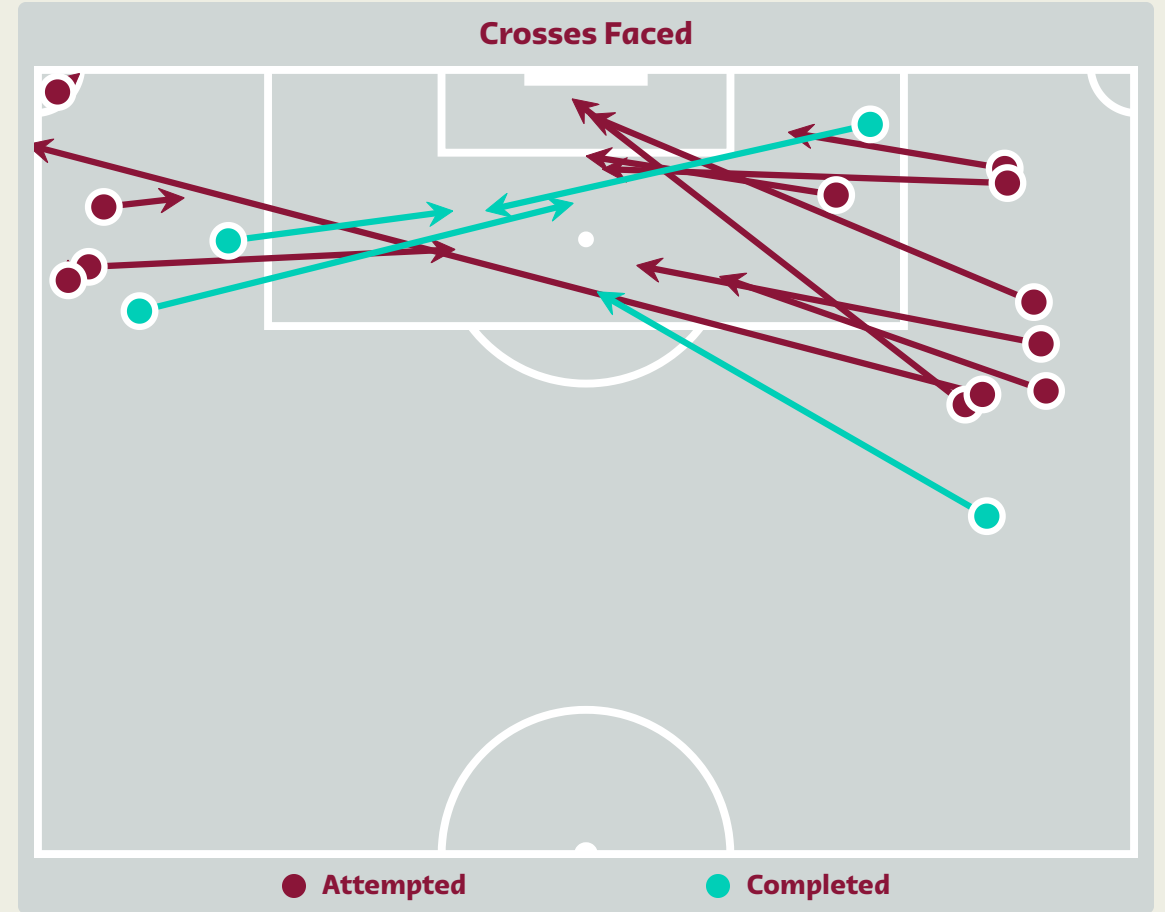
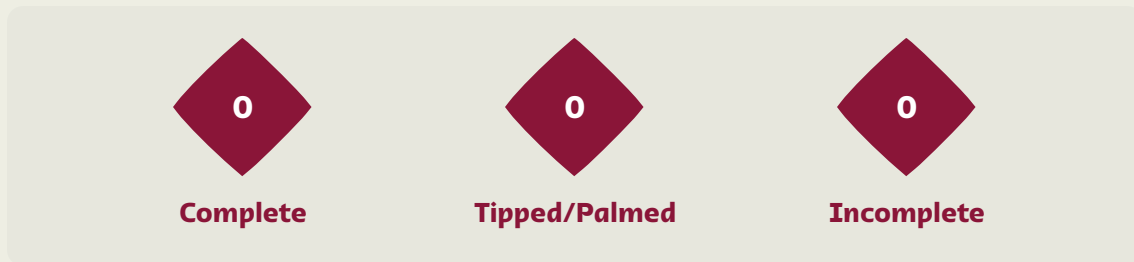
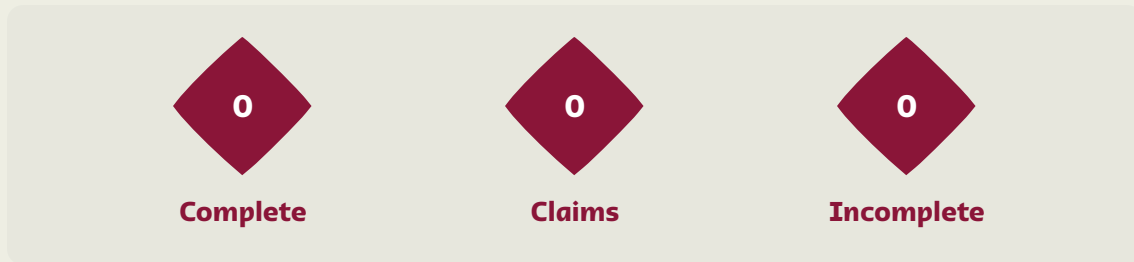
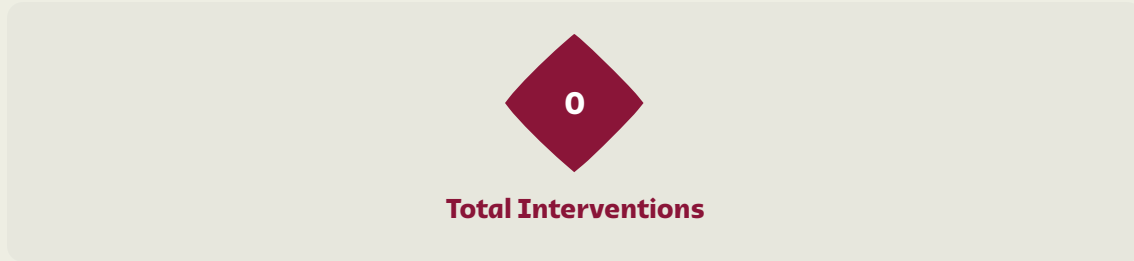
Goal Prevention



Total Attempts on Goal Faced	Total Goal Interventions	Save & Retain	Deflect & Retain	Save & Deflect	Save Attempt	No Save Attempt
14	1	0	0	1	5	8

Aerial Control

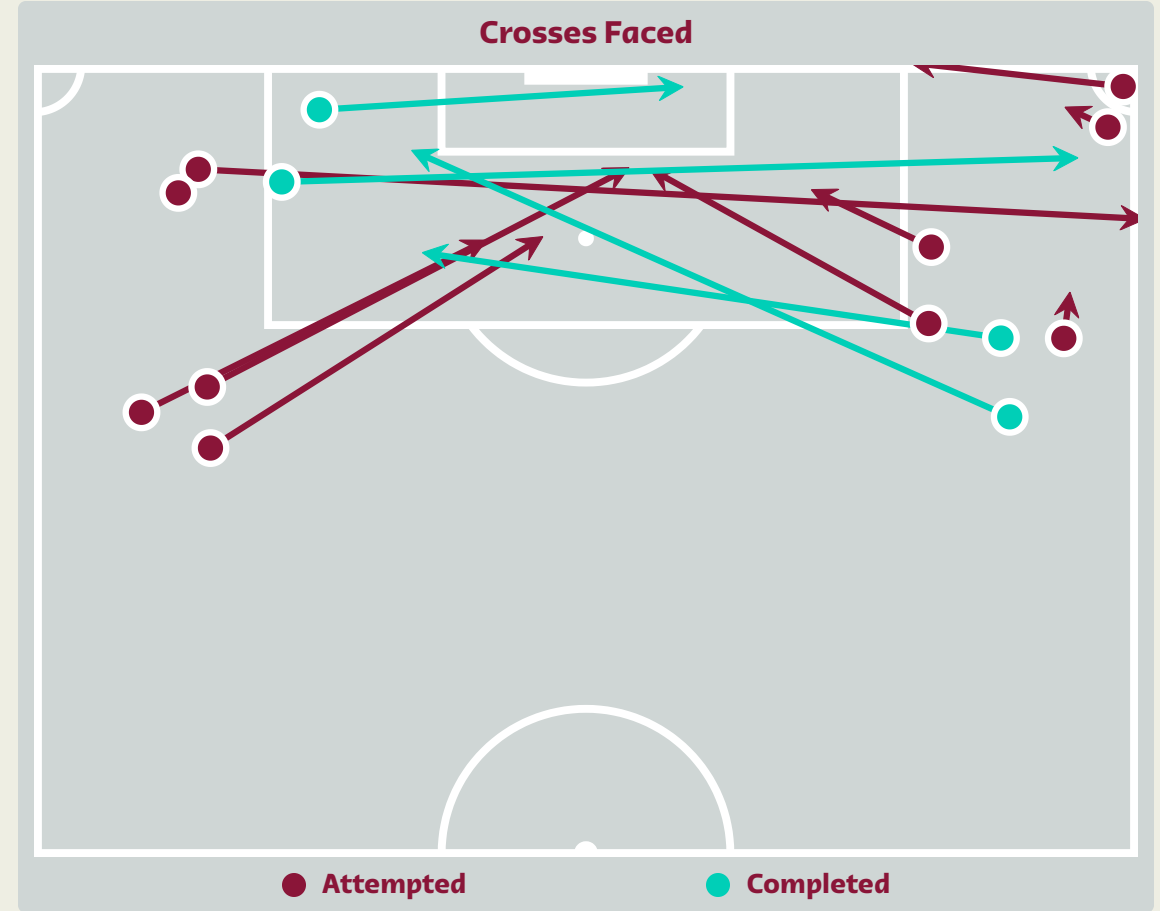
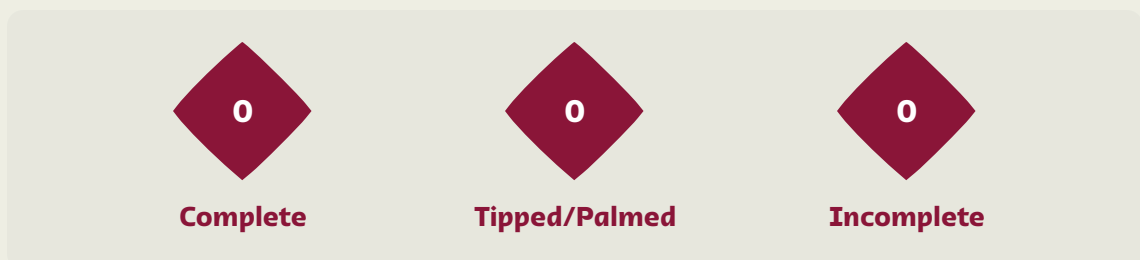
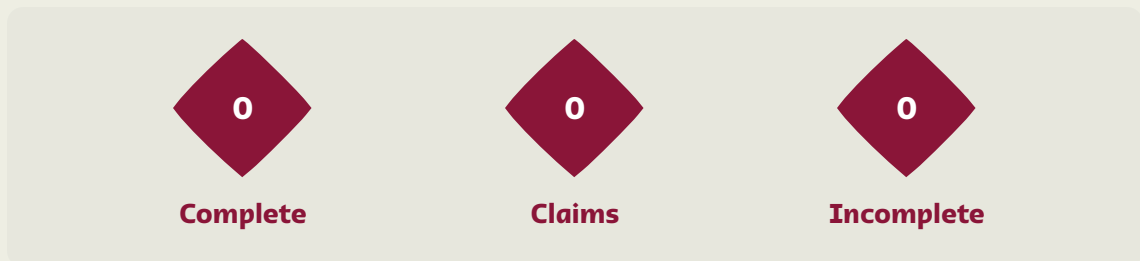
Portugal



Delivery Types Faced

Total	In Swing	Out Swing	Driven	Lofted	Cutback	Push
18	1	8	2	6	0	1

Aerial Control



Delivery Types Faced

Total	In Swing	Out Swing	Driven	Lofted	Cutback	Push
16	3	4	1	6	0	2



FIFA WORLD CUP
Qatar 2022



SET PLAYS



Portugal v Uruguay



Set Plays - Corners

Portugal



41

Total Set Plays

15

Total Free Kicks

1

Total Penalties

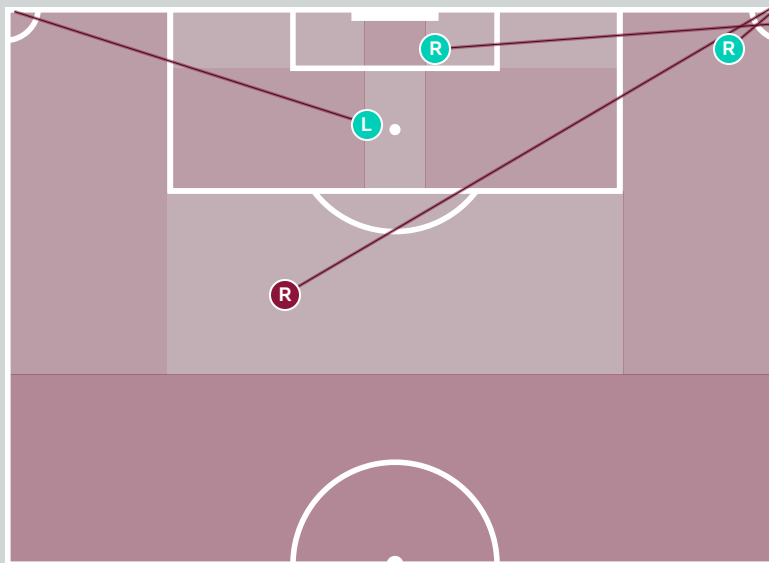
6

Total Corners

19

Total Throw Ins

Corners - First Contact



● Portugal ● Uruguay

Delivery Type	From Left Side	From Right Side	Total
Direct to Area	0	2	2
Short	1	2	3
Edge of Penalty Area	0	1	1

Delivery Style	Total
Inswing	0
Outswing	1
Driven	0

Free Kicks

Type	Total
Direct	15
Direct (on target)	0
Direct (off target)	1
Indirect	0

First Contacts on Portugal Crosses

1

By Portugal

3

By Uruguay

Top 5 Player First Contacts

Player	Team	Total
OLIVERA Mathias	Uruguay	2
NUNO MENDES	Portugal	1
VALVERDE Federico	Uruguay	1

Set Plays - Corners



33

Total Set Plays

13

Total Free Kicks

0

Total Penalties

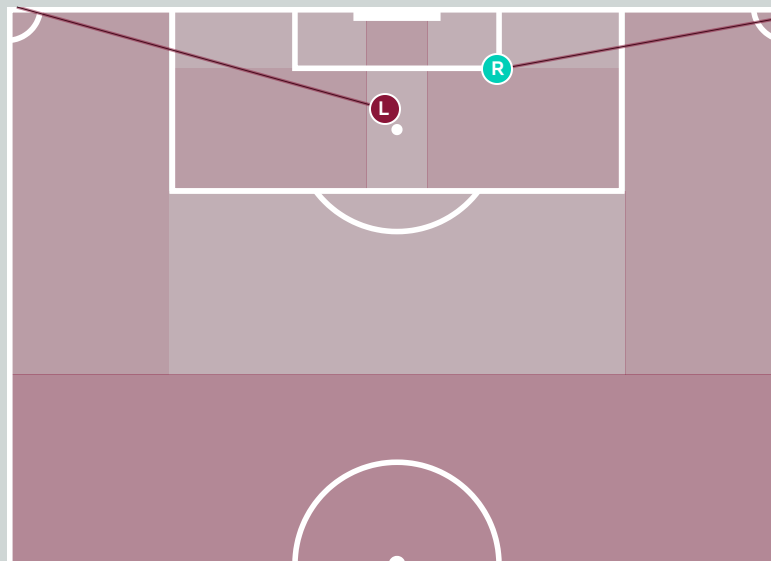
2

Total Corners

18

Total Throw Ins

Corners - First Contact



● Uruguay

● Portugal

Delivery Type	From Left Side	From Right Side	Total
Direct to Area	0	1	1
Short	1	0	1
Edge of Penalty Area	0	0	0

Delivery Style	Total
Inswing	0
Outswing	1
Driven	0

Free Kicks

Type	Total
Direct	10
Direct (on target)	0
Direct (off target)	0
Indirect	3

First Contacts on Uruguay Crosses

1

By Uruguay

1

By Portugal

Top 5 Player First Contacts

Player	Team	Total
GIMENEZ Jose Maria	Uruguay	1
BRUNO FERNANDES	Portugal	1



FIFA WORLD CUP
Qatar 2022



INDIVIDUAL DATA IN POSSESSION



Portugal v Uruguay



In Possession - Distributions

Portugal



#	Player	Passes Attempted	Passes Completed	Pass Completion %	Switches of Play	Crosses Attempted	Crosses Completed	Line Breaks Attempted	Line Breaks Completed	Line Break Completion %	Ball Progressions	Take Ons	Step Ins	Attempts at Goal	Goals
22	DIOGO COSTA	39	23	59%	0	0	0	17	4	23%	0	0	0	0	0
3	PEPE	55	48	87%	1	0	0	17	12	70%	0	0	0	0	0
4	RUBEN DIAS	61	57	93%	1	0	0	18	15	83%	1	0	1	0	0
7	CRISTIANO RONALDO	36	28	78%	0	1	1	3	2	66%	1	0	1	2	0
8	BRUNO FERNANDES	54	48	89%	3	6	1	9	8	88%	2	1	1	6	2
10	BERNARDO SILVA	61	52	85%	1	1	0	10	6	60%	5	2	3	0	0
11	JOAO FELIX	35	30	86%	0	0	0	5	3	60%	0	0	0	3	0
14	WILLIAM CARVALHO	64	59	92%	1	0	0	14	11	78%	1	0	1	1	0
18	RUBEN NEVES	49	42	86%	1	2	0	8	6	75%	0	0	0	1	0
19	NUNO MENDES	31	29	94%	1	1	0	11	10	90%	2	1	1	0	0
20	JOAO CANCELO	57	52	91%	1	2	1	5	3	60%	1	1	0	0	0
5	RAPHAEL GUERREIRO	25	24	96%	0	2	0	10	10	100%	1	1	0	0	0
6	JOAO PALHINHA	9	7	78%	0	0	0	3	3	100%	0	0	0	0	0
15	RAFAEL LEAO	11	9	82%	0	0	0	2	1	50%	1	0	1	1	0
23	MATHEUS NUNES	4	4	100%	0	1	1	1	1	100%	1	0	1	0	0
26	GONCALO RAMOS	5	5	100%	0	0	0	1	1	100%	0	0	0	0	0

In Possession - Offers & Receptions

Portugal



			Offer movement types						
#	Player	Total Offers	In Front	In Between	Out to In	In to Out	In Behind	No Movement	Offers Received
22	DIOGO COSTA	16	0	0	0	0	0	16	9
3	PEPE	46	9	1	0	0	0	36	20
4	RUBEN DIAS	53	4	0	0	0	0	49	27
7	CRISTIANO RONALDO	77	4	32	1	8	25	7	25
8	BRUNO FERNANDES	80	12	28	2	7	18	13	25
10	BERNARDO SILVA	114	25	28	3	9	17	32	33
11	JOAO FELIX	75	1	24	3	2	33	12	22
14	WILLIAM CARVALHO	52	22	17	2	3	1	7	20
18	RUBEN NEVES	78	38	19	2	0	0	19	33
19	NUNO MENDES	30	6	2	3	0	5	14	14
20	JOAO CANCELO	46	18	0	0	1	5	22	12
5	RAPHAEL GUERREIRO	40	9	7	4	0	6	14	14
6	JOAO PALHINHA	1	0	1	0	0	0	0	0
15	RAFAEL LEO	15	2	0	0	2	3	8	6
23	MATHEUS NUNES	13	2	3	1	1	4	2	3
26	GONCALO RAMOS	16	0	8	1	0	7	0	2

In Possession - Distributions



#	Player	Passes Attempted	Passes Completed	Pass Completion %	Switches of Play	Crosses Attempted	Crosses Completed	Line Breaks Attempted	Line Breaks Completed	Line Break Completion %	Ball Progressions	Take Ons	Step Ins	Attempts at Goal	Goals
23	ROCHET Sergio	27	16	59%	1	0	0	11	2	18%	0	0	0	0	0
2	GIMENEZ Jose Maria	44	36	82%	0	1	0	15	8	53%	2	0	2	1	0
3	GODIN Diego	17	17	100%	0	0	0	1	1	100%	0	0	0	0	0
5	VECINO Matias	15	10	67%	0	1	0	8	4	50%	0	0	0	0	0
6	BENTANCUR Rodrigo	58	49	84%	0	1	0	23	16	69%	6	2	4	1	0
11	NUNEZ Darwin	14	10	71%	0	2	0	2	1	50%	1	0	1	1	0
13	VARELA Guillermo	25	21	84%	0	5	1	8	7	87%	1	0	1	0	0
15	VALVERDE Federico	45	39	87%	1	1	0	16	12	75%	1	0	1	1	0
16	OLIVERA Mathias	30	23	77%	0	2	2	6	4	66%	0	0	0	2	0
19	COATES Sebastian	44	38	86%	1	0	0	18	14	77%	1	0	1	0	0
21	CAVANI Edinson	18	12	67%	0	0	0	2	2	100%	1	0	1	1	0
8	PELLISTRI Facundo	10	8	80%	0	1	1	2	2	100%	3	0	3	0	0
9	SUAREZ Luis	9	5	56%	1	0	0	2	1	50%	0	0	0	1	0
10	DE ARRASCAETA Giorgian	22	16	73%	0	3	1	6	4	66%	0	0	0	1	0
17	VINA Matias	8	4	50%	0	1	0	4	2	50%	1	0	1	0	0
18	GOMEZ Maxi	4	2	50%	0	0	0	0	0	0%	0	0	0	1	0

In Possession - Offers & Receptions



#	Player	Total Offers	Offer movement types					Offers Received	
			In Front	In Between	Out to In	In to Out	In Behind		No Movement
23	ROCHET Sergio	7	0	0	0	0	0	7	5
2	GIMENEZ Jose Maria	28	5	0	0	0	0	23	14
3	GODIN Diego	10	1	0	0	0	0	9	6
5	VECINO Matias	20	6	8	1	1	4	0	1
6	BENTANCUR Rodrigo	34	22	5	1	1	0	5	20
11	NUNEZ Darwin	31	0	4	0	1	24	2	9
13	VARELA Guillermo	35	7	0	0	0	7	21	11
15	VALVERDE Federico	27	12	9	1	0	3	2	15
16	OLIVERA Mathias	44	9	5	1	1	4	24	12
19	COATES Sebastian	21	4	0	0	0	0	17	12
21	CAVANI Edinson	61	3	30	1	5	17	5	12
8	PELLISTRI Facundo	24	2	2	1	2	13	4	5
9	SUAREZ Luis	26	1	12	2	2	7	2	5
10	DE ARRASCAETA Giorgian	29	7	8	1	2	9	2	13
17	VINA Matias	7	0	0	0	0	2	5	3
18	GOMEZ Maxi	9	0	0	0	0	9	0	2



FIFA WORLD CUP
Qatar 2022



INDIVIDUAL DATA OUT OF POSSESSION



Portugal v Uruguay



Out of Possession

Portugal



#	Player	Tackles Made / Won	Blocks	Interceptions	Pressing Direct	Pressing Indirect	Forced Turnovers	Duels Won - Aerial	Duels Won - Physical	Possession Contests won	Clearances	Loose Ball Receptions	Pushing On	Pushing On into Pressing	Possession Regains	Possession Interrupted
22	DIOGO COSTA	0 / 0	0	0	0	0	0	0	0	0	0	1	0	0	8	0
3	PEPE	2 / 1	4	1	2	2	0	3	0	3	11	9	21	1	8	10
4	RUBEN DIAS	1 / 0	2	1	2	3	0	1	0	1	7	5	20	1	5	6
7	CRISTIANO RONALDO	1 / 0	0	0	2	16	0	3	0	3	0	4	11	7	0	0
8	BRUNO FERNANDES	2 / 1	2	3	5	24	0	2	0	3	2	2	41	18	5	0
10	BERNARDO SILVA	2 / 1	1	0	8	54	0	0	0	2	0	7	82	41	2	0
11	JOAO FELIX	2 / 0	0	0	6	22	0	1	0	1	1	3	32	17	2	1
14	WILLIAM CARVALHO	1 / 0	2	2	2	16	0	2	0	2	2	3	14	3	5	3
18	RUBEN NEVES	3 / 0	2	0	2	13	0	0	0	1	4	7	12	3	3	3
19	NUNO MENDES	0 / 0	1	1	0	1	0	1	0	1	0	0	6	0	2	0
20	JOAO CANCELO	2 / 1	4	1	0	12	0	5	0	5	3	7	16	6	5	3
5	RAPHAEL GUERREIRO	3 / 0	3	1	6	7	0	0	0	1	2	6	19	4	3	3
6	JOAO PALHINHA	1 / 1	2	0	4	2	0	0	0	0	2	2	4	1	3	2
15	RAFAEL LEAO	0 / 0	1	2	2	0	0	1	0	1	1	0	4	0	2	1
23	MATHEUS NUNES	0 / 0	0	0	1	3	0	0	0	0	0	0	8	2	0	0
26	GONCALO RAMOS	0 / 0	0	0	0	9	0	0	0	0	0	0	4	2	0	0

Out of Possession



#	Player	Tackles Made / Won	Blocks	Interceptions	Pressing Direct	Pressing Indirect	Forced Turnovers	Duels Won - Aerial	Duels Won - Physical	Possession Contests won	Clearances	Loose Ball Receptions	Pushing On	Pushing On into Pressing	Possession Regains	Possession Interrupted
23	ROCHET Sergio	0 / 0	0	0	0	0	0	0	0	0	0	1	0	0	1	0
2	GIMENEZ Jose Maria	8 / 1	5	0	6	28	0	2	0	2	7	6	78	20	7	8
3	GODIN Diego	0 / 0	0	0	0	5	0	0	0	0	9	3	14	4	1	7
5	VECINO Matias	5 / 1	3	0	6	31	0	1	0	1	0	4	52	23	1	2
6	BENTANCUR Rodrigo	5 / 4	1	5	12	32	0	4	0	4	1	13	47	20	12	0
11	NUNEZ Darwin	2 / 0	1	0	2	40	0	0	0	0	0	4	49	25	0	2
13	VARELA Guillermo	2 / 1	2	0	2	20	0	1	0	1	2	2	33	8	3	2
15	VALVERDE Federico	5 / 3	4	0	11	44	0	4	0	4	3	2	56	29	6	5
16	OLIVERA Mathias	5 / 2	6	2	5	40	0	3	2	5	4	6	45	19	6	6
19	COATES Sebastian	2 / 0	4	2	0	4	0	3	0	3	5	7	24	3	3	9
21	CAVANI Edinson	0 / 0	0	0	0	35	0	2	0	2	0	4	40	17	0	0
8	PELLISTRI Facundo	2 / 0	0	0	4	8	0	0	0	0	0	2	12	6	1	0
9	SUAREZ Luis	0 / 0	0	0	0	5	0	0	0	0	0	1	9	3	0	0
10	DE ARRASCAETA Giorgian	2 / 0	1	0	3	11	0	1	0	1	1	3	13	5	2	1
17	VINA Matias	2 / 0	0	0	2	3	0	0	0	1	2	0	3	1	0	1
18	GOMEZ Maxi	0 / 0	0	0	0	3	0	0	0	0	0	1	6	1	0	0



FIFA WORLD CUP
Qatar 2022



INDIVIDUAL DATA PHYSICAL



Portugal v Uruguay



Physical Data

Portugal



#	Player	Total Distance (m)	Zone 1: 0-7 km/h (m)	Zone 2: 7-15 km/h (m)	Zone 3: 15-20 km/h (m)	Zone 4: 20-25 km/h (m)	Zone 5: 25+ km/h (m)	High Speed Runs (Zone 4)	Sprints (Zone 5)	Top Speed (km/h)
22	DIOGO COSTA	5090.1	4042.1	1000.7	47.3	0	0	6	0	19.5
3	PEPE	9966.3	3992.5	4188.8	1116.2	563.1	104.6	106	38	31.1
4	RUBEN DIAS	10727.1	3675.1	5498.7	1107.0	379.7	66.5	99	32	29.8
7	CRISTIANO RONALDO	8255.7	3479.8	3362.5	764.5	435.1	213.8	79	40	32.0
8	BRUNO FERNANDES	11539.0	4011.0	4764.4	1700.8	682.0	379.6	142	53	33.3
10	BERNARDO SILVA	12703.5	3728.5	5648.0	2011.0	993.4	322.7	165	62	31.1
11	JOAO FELIX	9131.3	3172.2	3830.6	1386.1	536.9	206.4	118	40	30.9
14	WILLIAM CARVALHO	9642.4	3535.9	4119.2	1347.0	494.7	144.6	109	38	31.4
18	RUBEN NEVES	8170.2	2357.1	4209.3	1054.8	432.2	116.8	96	33	29.8
19	NUNO MENDES	3749.8	1274.9	1559.2	537.3	293.6	84.7	50	25	34.9
20	JOAO CANCELO	10778.6	4402.0	4226.3	1282.6	671.5	195.1	107	43	30.4
5	RAPHAEL GUERREIRO	6681.6	2249.7	2934.6	851.9	479.7	165.7	78	35	32.2
6	JOAO PALHINHA	2116.9	670.0	840.2	462.5	126.0	18.2	37	12	27.0
15	RAFAEL LEAO	3073.8	1290.4	945.2	400.8	315.4	122.3	39	23	32.3
23	MATHEUS NUNES	2128.4	704.1	707.7	382.5	202.2	131.7	36	17	33.7
26	GONCALO RAMOS	1987.6	624.5	796.6	301.7	192.2	72.5	27	12	30.9

Physical Data



#	Player	Total Distance (m)	Zone 1: 0-7 km/h (m)	Zone 2: 7-15 km/h (m)	Zone 3: 15-20 km/h (m)	Zone 4: 20-25 km/h (m)	Zone 5: 25+ km/h (m)	High Speed Runs (Zone 4)	Sprints (Zone 5)	Top Speed (km/h)
23	ROCHET Sergio	4200.0	3513.7	615.3	71.4	0	0	9	0	20.1
2	GIMENEZ Jose Maria	9657.8	3655.5	4101.7	1271.9	524.4	104.3	124	42	28.6
3	GODIN Diego	5911.1	2466.7	2556.5	606.5	180.3	101.7	54	16	30.1
5	VECINO Matias	7795.4	2110.2	3313.8	1506.9	831.8	33.5	125	54	28.3
6	BENTANCUR Rodrigo	11469.6	4232.3	4553.4	1543.8	800.6	339.5	137	60	33.2
11	NUNEZ Darwin	8567.0	2780.0	3446.5	1217.4	768.5	354.7	111	55	32.1
13	VARELA Guillermo	10680.7	3590.9	4232.8	1522.0	890.8	445.4	140	64	31.5
15	VALVERDE Federico	10630.8	3060.6	5126.2	1290.6	722.9	430.5	119	53	32.9
16	OLIVERA Mathias	10518.4	3101.9	4373.6	1950.1	802.6	289.3	161	61	32.1
19	COATES Sebastian	8788.8	3807.3	3503.2	1021.3	355.9	100.2	94	25	29.8
21	CAVANI Edinson	8710.3	2335.2	4134.8	1411.1	685.5	143.7	119	52	28.9
8	PELLISTRI Facundo	4133.1	1627.6	1406.9	570.4	373.2	155.0	47	32	30.7
9	SUAREZ Luis	2629.3	1099.3	1108.5	202.7	218.8	0	22	14	25.8
10	DE ARRASCAETA Giorgian	4602.5	1249.6	2474.3	673.8	162.0	43.3	58	15	31.4
17	VINA Matias	1543.6	437.8	571.1	251.8	234.5	48.6	25	15	29.3
18	GOMEZ Maxi	2976.1	1088.1	1253.3	431.5	186.6	16.7	30	13	28.0



FIFA WORLD CUP
Qatar 2022

