




FIFA WORLD CUP
Qatar 2022



Brazil 1 - 0 Switzerland

Group G – Match 31
28 November 2022
19:00 Kick Off
Stadium 974



POST MATCH SUMMARY REPORT

Match Summary - Teams



Brazil



Switzerland

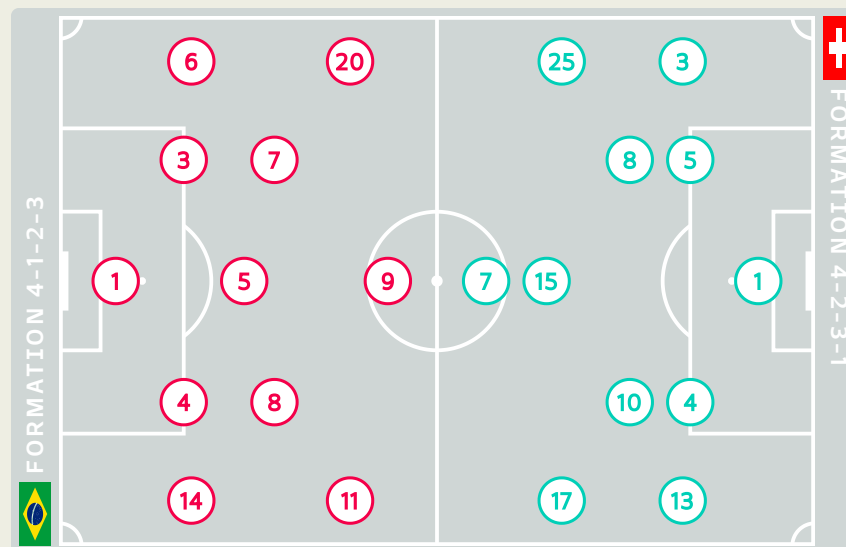


STARTING

1	GK	ALISSON	
3	DF	THIAGO SILVA (C)	
4	DF	MARQUINHOS	
5	MF	CASEMIRO	83'
6	DF	ALEX SANDRO	86'
7	MF	LUCAS PAQUETA	46'
8	MF	FRED	52', 58'
9	FW	RICHARLISON	73'
11	FW	RAPHINHA	73'
14	DF	EDER MILITAO	
20	FW	VINICIUS JUNIOR	

SUBSTITUTES

12	GK	WEVERTON	
23	GK	EDERSON	
2	DF	DANILO	
10	FW	NEYMAR	
13	DF	DANI ALVES	
15	MF	FABINHO	
16	DF	ALEX TELLES	86'
17	MF	BRUNO GUIMARAES	58'
18	FW	GABRIEL JESUS	73'
19	FW	ANTONY	73'
21	FW	RODRYGO	46'
22	MF	EVERTON RIBEIRO	
24	DF	BREMER	
25	FW	PEDRO	
26	FW	GABRIEL MARTINELLI	



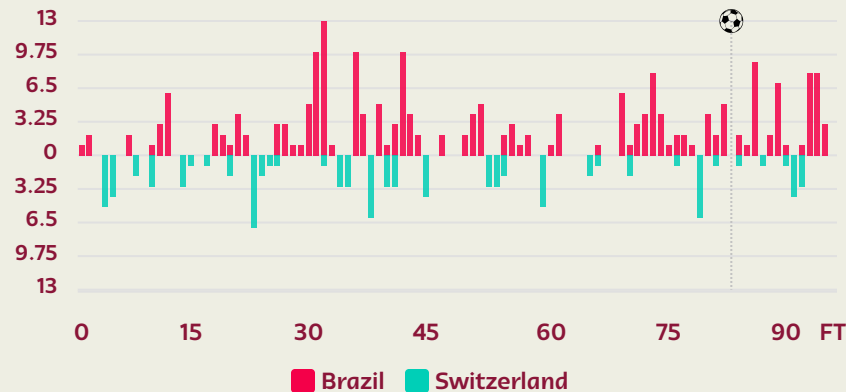
STARTING

	GK	SOMMER Yann	1
86'	DF	WIDMER Silvan	3
	DF	ELVEDI Nico	4
	DF	AKANJI Manuel	5
76'	FW	EMBOLO Breel	7
	MF	FREULER Remo	8
	MF	(C) XHAKA Granit	10
	DF	RODRIGUEZ Ricardo	13
76'	MF	SOW Djibril	15
59'	FW	VARGAS Ruben	17
59'	MF	RIEDER Fabian	25

SUBSTITUTES

	GK	OMLIN Jonas	12
	GK	KOBEL Gregor	21
	GK	KOEHN Philipp	24
59'	DF	FERNANDES Edimilson	2
	MF	ZAKARIA Denis	6
76'	FW	SEFEROVIC Haris	9
59'	DF	STEFFEN Renato	11
76'	MF	AEBISCHER Michel	14
	MF	FASSNACHT Christian	16
	DF	COEMERT Eray	18
	FW	OKAFOR Noah	19
86'	MF	FREI Fabian	20
	DF	SCHAER Fabian	22
	MF	SHAQIRI Xherdan	23
	MF	JASHARI Ardon	26

Distribution in the Final Third



Match Summary - Key Statistics



Brazil



Switzerland



Possession



Total		Total
1	Goals	0
9 (5)	Attempts at Goal (On Target)	4 (0)
565 (498)	Total Passes (Complete)	488 (415)
88 %	Pass Completion %	85 %
96	Completed Line Breaks	84
11	Defensive Line Breaks	4
99	Receptions in the Final Third	86
26	Crosses	11
23	Ball Progressions	14
282 (34)	Defensive Pressures Applied (Direct Pressures)	344 (59)
85	Forced Turnovers	80
66	Second Balls	58
108.3 km	Total Distance Covered	108.6 km
14.8 km	High Speed (Zone 4) Distance Covered	14.9 km



Brazil

Phases of Play

Switzerland



IN POSSESSION



OUT OF POSSESSION





FIFA WORLD CUP
Qatar 2022



IN POSSESSION

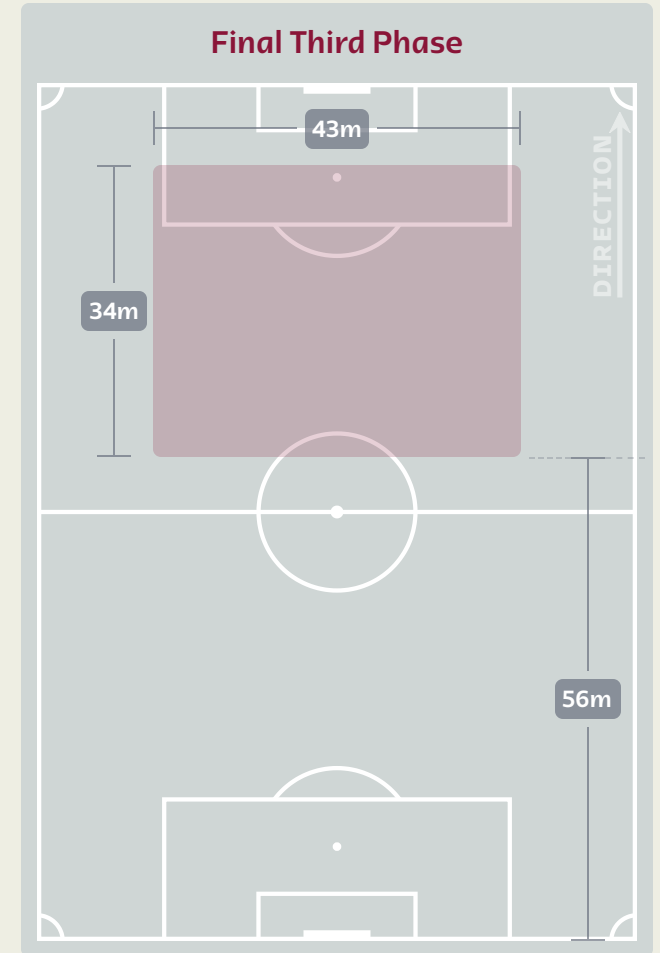
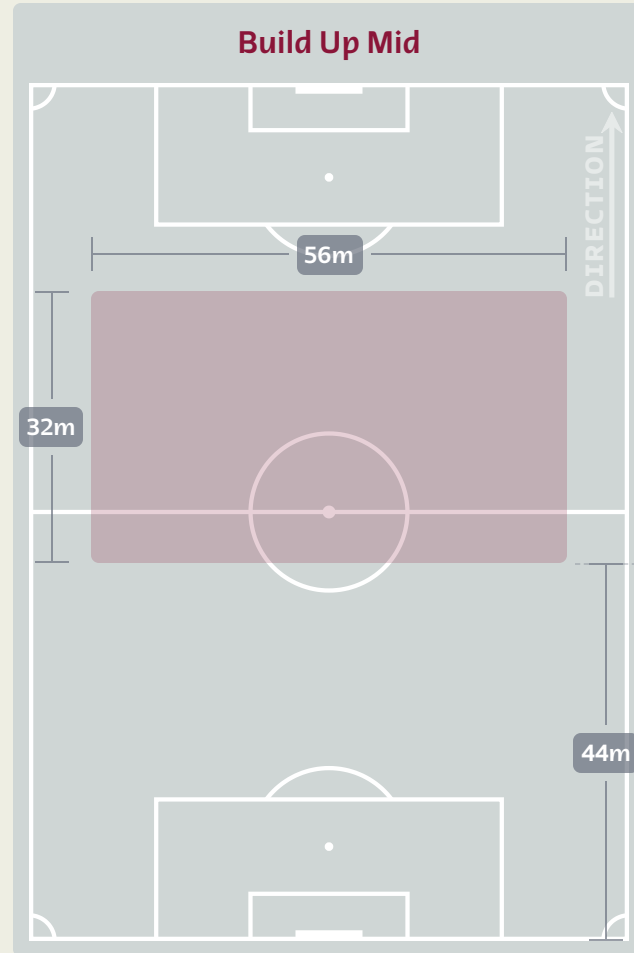
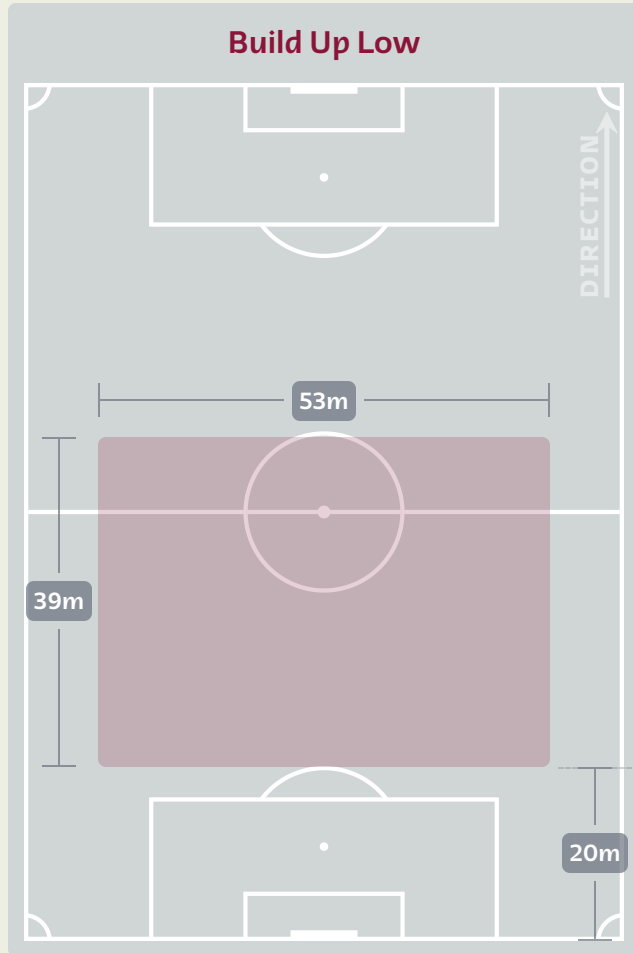


Brazil v Switzerland



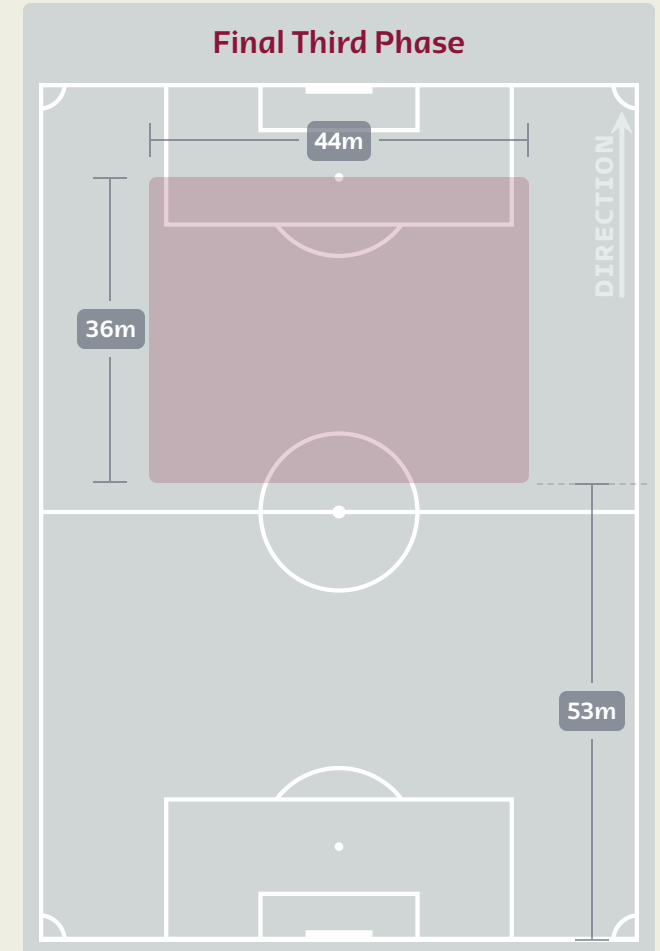
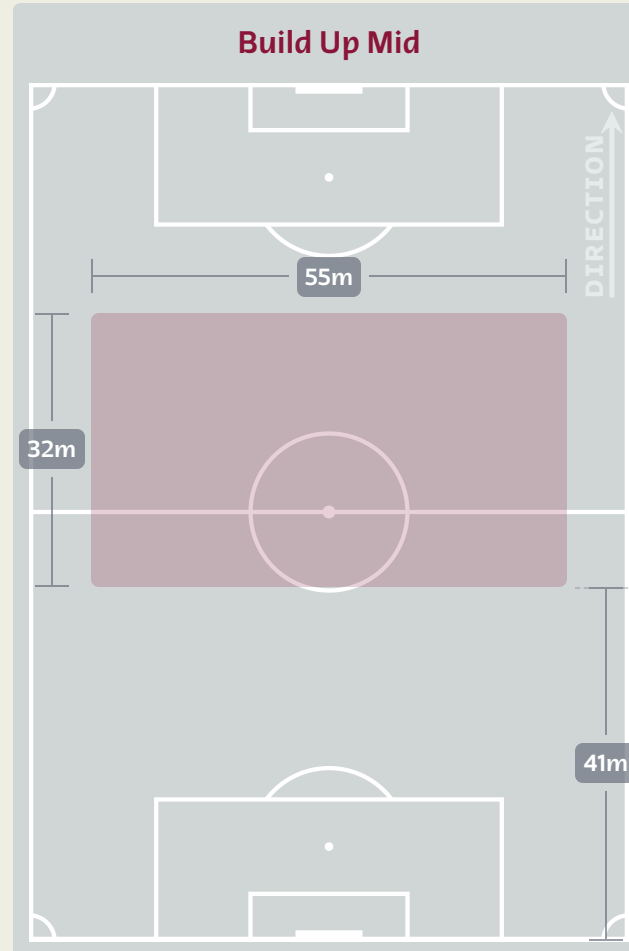
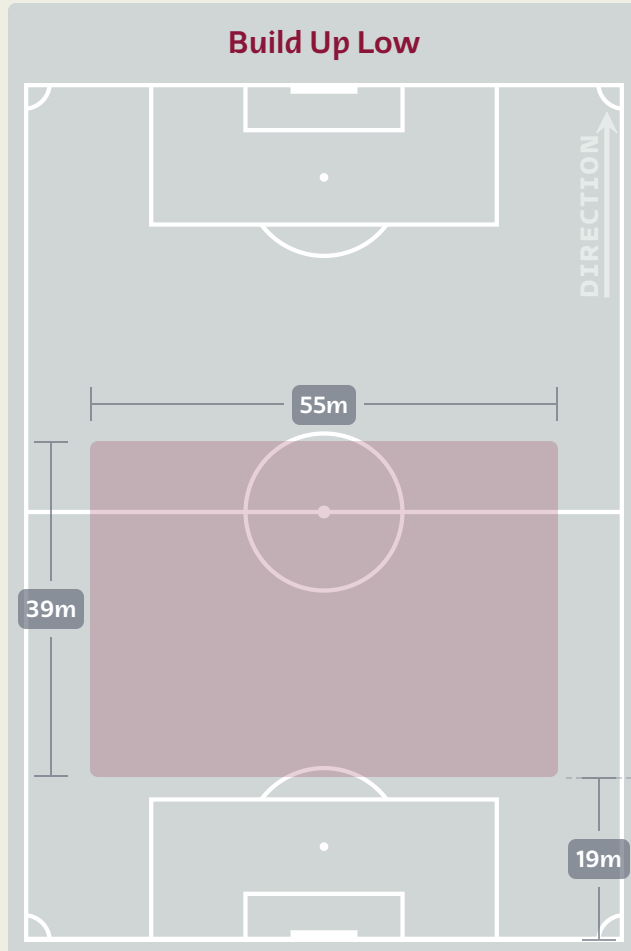
In Possession Line Height & Team Length

Brazil



In Possession Line Height & Team Length

Switzerland



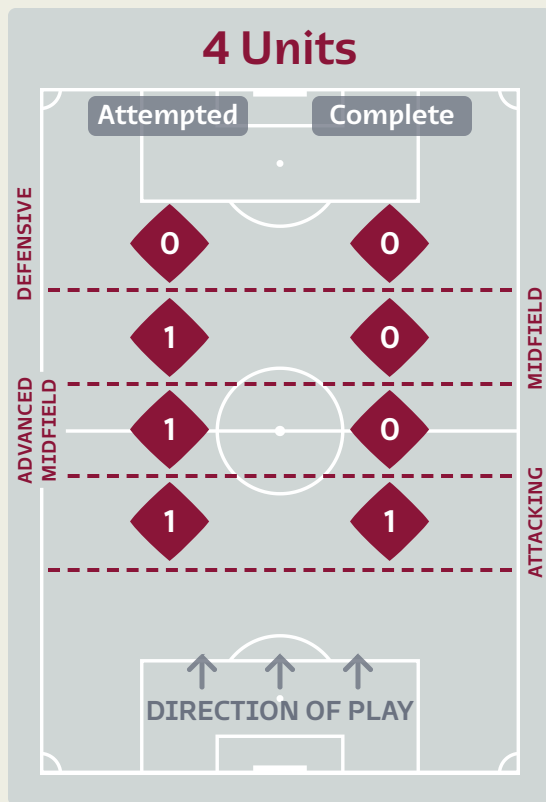
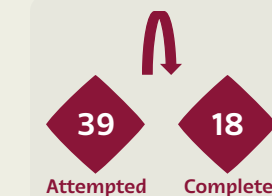
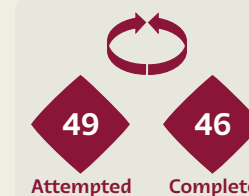
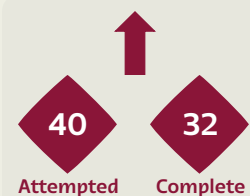
Line Breaks



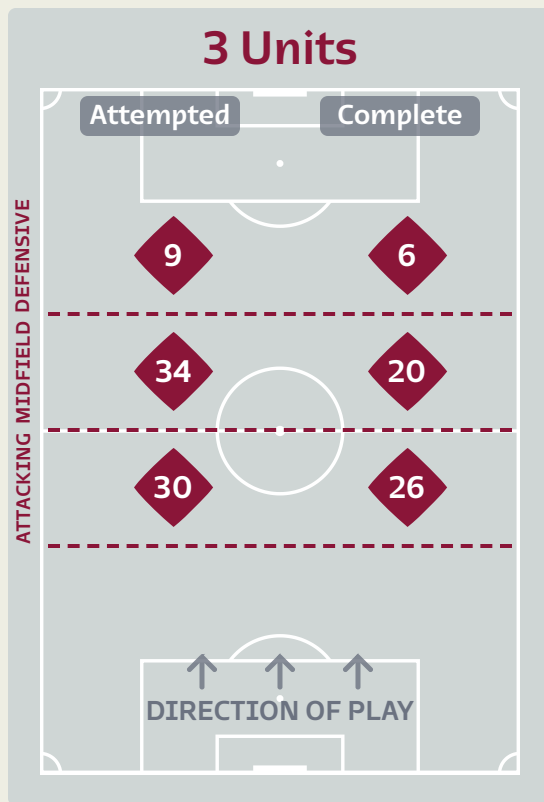
Brazil

Attempted Line Breaks

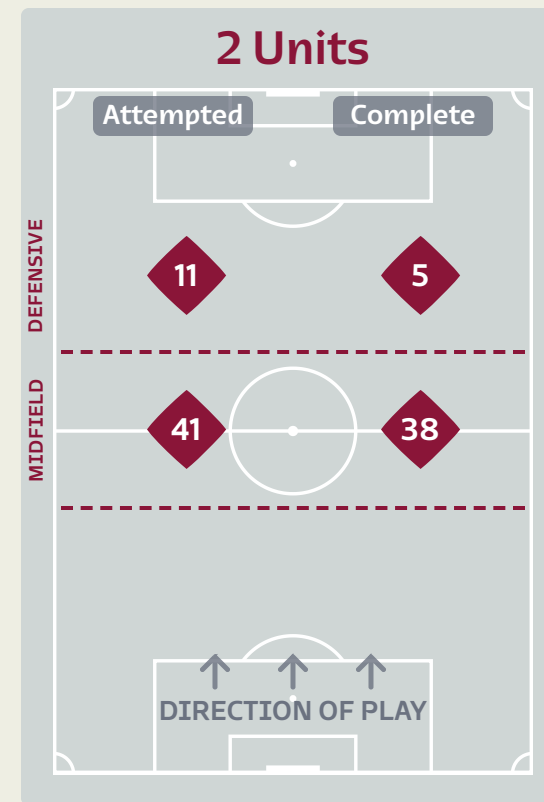
128



Attempted Line Breaks	3
Inside Shape	2
Outside Shape	1



Attempted Line Breaks	73
Inside Shape	38
Outside Shape	35



Attempted Line Breaks	52
Inside Shape	27
Outside Shape	25

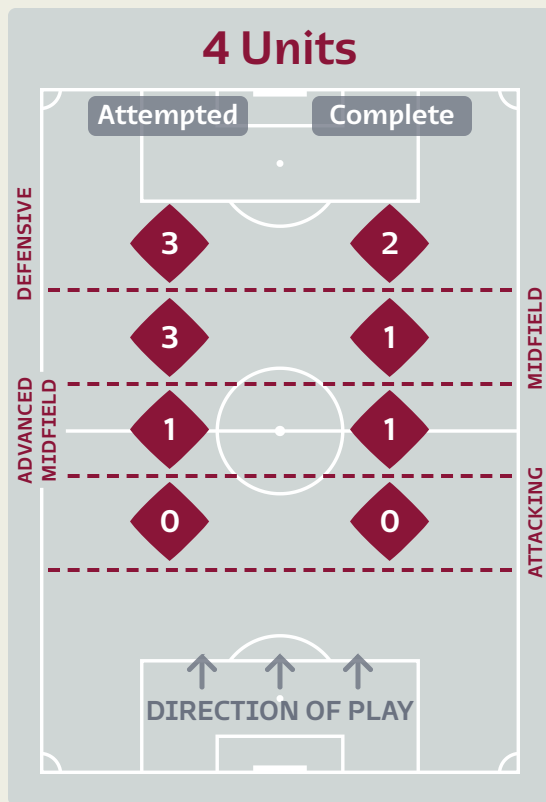
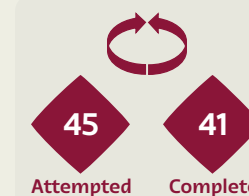
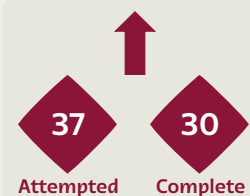
Line Breaks



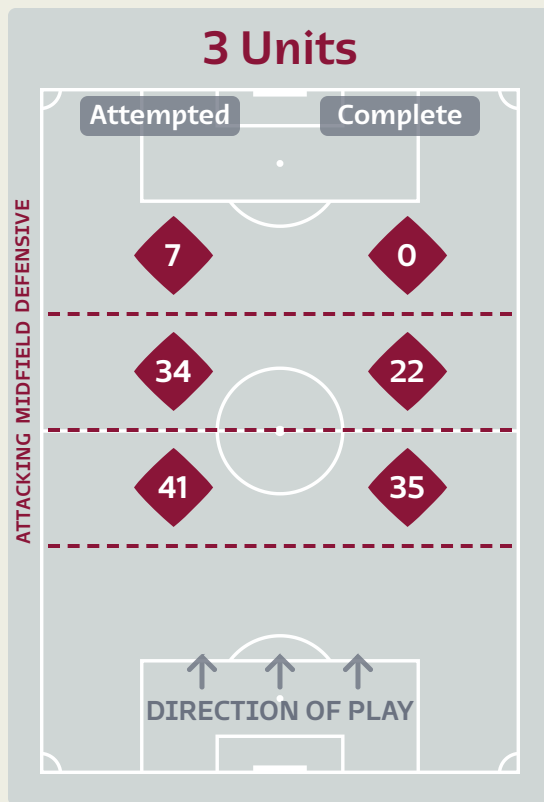
Switzerland

Attempted Line Breaks

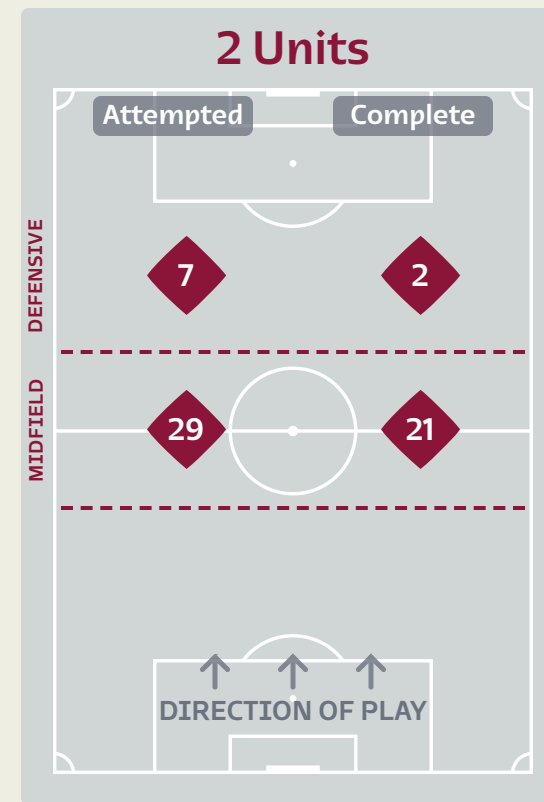
125



Attempted Line Breaks	7
Inside Shape	4
Outside Shape	3



Attempted Line Breaks	82
Inside Shape	50
Outside Shape	32



Attempted Line Breaks	36
Inside Shape	23
Outside Shape	13

Line Breaks



					4 Units				3 Units			2 Units		Direction			Distribution Type		
#	Player	Line Breaks Attempted	Line Breaks Completed	Line Break Completion %	Attacking Line	Attacking Midfield Line	Midfield Line	Defensive Line	Attacking Line	Midfield Line	Defensive Line	Midfield Line	Defensive Line	Through	Around	Over	Pass	Cross	Ball Progression
1	ALISSON	5	1	20%	0	0	0	0	2	2	0	1	0	0	1	4	5	0	0
3	THIAGO SILVA	17	15	88%	0	0	0	0	8	2	2	5	0	4	9	4	17	0	0
4	MARQUINHOS	18	17	94%	0	0	0	0	7	1	0	8	2	3	13	2	18	0	0
5	CASEMIRO	16	13	81%	0	0	0	0	4	5	0	5	2	10	1	5	16	0	0
6	ALEX SANDRO	11	9	81%	0	0	0	0	3	1	1	6	0	3	5	3	10	1	0
7	LUCAS PAQUETA	10	6	60%	0	0	0	0	1	5	1	1	2	4	3	3	8	1	1
8	FRED	3	3	100%	0	0	0	0	1	1	0	1	0	2	0	1	3	0	0
9	RICHARLISON	0	0	0%	0	0	0	0	0	0	0	0	0	0	0	0	0	0	0
11	RAPHINHA	10	5	50%	0	0	0	0	0	4	2	3	1	6	1	3	6	4	0
14	EDER MILITAO	15	12	80%	1	1	0	0	3	4	3	3	0	3	6	6	15	0	0
20	VINICIUS JUNIOR	4	3	75%	0	0	0	0	0	1	0	2	1	1	2	1	3	1	0
16	ALEX TELLES	6	5	83%	0	0	0	0	0	2	0	2	2	1	2	3	6	0	0
17	BRUNO GUIMARAES	3	2	66%	0	0	0	0	0	2	0	1	0	1	1	1	3	0	0
18	GABRIEL JESUS	0	0	0%	0	0	0	0	0	0	0	0	0	0	0	0	0	0	0
19	ANTONY	3	2	66%	0	0	0	0	0	0	0	2	1	0	2	1	2	1	0
21	RODRYGO	7	3	42%	0	0	1	0	1	4	0	1	0	2	3	2	5	0	2

Passing Networks



#	Passes From ↓ to →	ALISSON	THIAGO SILVA	MARQUINHOS	CASEMIRO	ALEX SANDRO	LUCAS PAQUETA	FRED	RICHARLISON	RAPHINHA	EDER MILITAO	VINICIUS JUNIOR	ALEX TELLES	BRUNO GUIMARAES	GABRIEL JESUS	ANTONY	RODRYGO
1	ALISSON	0	1	4	0	1	0	0	0	0	3	1	0	0	0	0	0
3	THIAGO SILVA	2	0	24	3	11	6	3	0	5	8	1	1	3	0	1	4
4	MARQUINHOS	2	23	0	5	9	11	3	0	4	12	4	0	7	0	2	2
5	CASEMIRO	0	2	5	0	9	3	2	4	3	3	1	0	2	1	1	3
6	ALEX SANDRO	0	14	13	1	0	3	1	0	1	2	10	0	0	0	0	6
7	LUCAS PAQUETA	0	2	8	4	6	0	3	1	1	0	4	0	0	0	0	0
8	FRED	1	2	4	1	1	2	0	0	4	7	1	0	0	0	0	1
9	RICHARLISON	0	0	0	1	1	0	0	0	1	0	0	0	0	0	0	0
11	RAPHINHA	0	7	1	1	2	2	1	0	0	6	0	0	1	0	0	1
14	EDER MILITAO	2	12	12	3	1	0	7	1	7	0	2	0	1	1	1	0
20	VINICIUS JUNIOR	0	0	2	3	3	3	1	0	0	1	0	1	1	0	0	2
16	ALEX TELLES	0	2	0	0	0	0	0	0	0	0	1	0	1	1	0	1
17	BRUNO GUIMARAES	0	1	1	4	1	0	0	1	0	2	1	1	0	1	2	1
18	GABRIEL JESUS	0	0	0	0	0	0	0	0	0	0	1	1	0	0	1	1
19	ANTONY	0	1	1	3	1	0	0	0	0	1	0	0	2	0	0	2
21	RODRYGO	0	3	0	3	0	0	0	0	1	1	4	1	2	1	2	0

Top 5 Player to Player Passers		
Player	Passed To	% of Total Team Passes
THIAGO SILVA	MARQUINHOS	5%
MARQUINHOS	THIAGO SILVA	4.8%
ALEX SANDRO	THIAGO SILVA	2.9%
ALEX SANDRO	MARQUINHOS	2.7%
MARQUINHOS	EDER MILITAO	2.5%

Passing Networks

#	Passes From ↓ to →	SOMMER Yann	WIDMER Silvan	ELVEDI Nico	AKANJI Manuel	EMBOLO Breel	FREULER Remo	XHAKA Granit	RODRIGUEZ Ricardo	SOW Djibril	VARGAS Ruben	RIEDER Fabian	FERNANDES Edimilson	SEFEROVIC Haris	STEFFEN Renato	AEBISCHER Michel	FREI Fabian
1	SOMMER Yann	1	2	12	19	1	2	3	2	2	0	0	0	0	0	0	1
3	WIDMER Silvan	0	1	2	10	2	4	1	0	5	0	2	1	0	1	1	0
4	ELVEDI Nico	9	2	1	11	1	6	13	8	0	4	0	2	1	2	0	0
5	AKANJI Manuel	9	4	14	1	3	5	9	3	4	0	3	2	0	3	2	1
7	EMBOLO Breel	0	0	0	0	1	0	2	0	0	2	1	0	0	1	0	0
8	FREULER Remo	1	7	6	4	2	1	4	3	0	2	2	1	0	1	0	0
10	XHAKA Granit	4	11	11	8	2	5	1	5	2	3	2	2	0	1	0	0
13	RODRIGUEZ Ricardo	4	0	1	4	2	1	11	1	3	0	2	1	0	0	0	0
15	SOW Djibril	0	4	1	4	0	1	3	0	1	1	2	1	0	0	0	0
17	VARGAS Ruben	0	0	0	0	1	1	2	5	1	1	0	0	0	0	0	0
25	RIEDER Fabian	0	4	1	0	0	1	1	0	1	0	1	0	0	0	0	0
2	FERNANDES Edimilson	0	0	1	0	1	1	3	1	1	0	0	1	0	2	0	1
9	SEFEROVIC Haris	0	0	0	0	0	1	0	0	0	0	0	1	0	0	0	1
11	STEFFEN Renato	0	5	0	1	1	1	0	2	0	0	0	1	1	1	0	0
14	AEBISCHER Michel	0	2	0	0	0	0	0	0	0	0	0	0	0	0	1	0
20	FREI Fabian	0	0	1	1	0	0	0	0	0	0	0	0	0	0	0	1

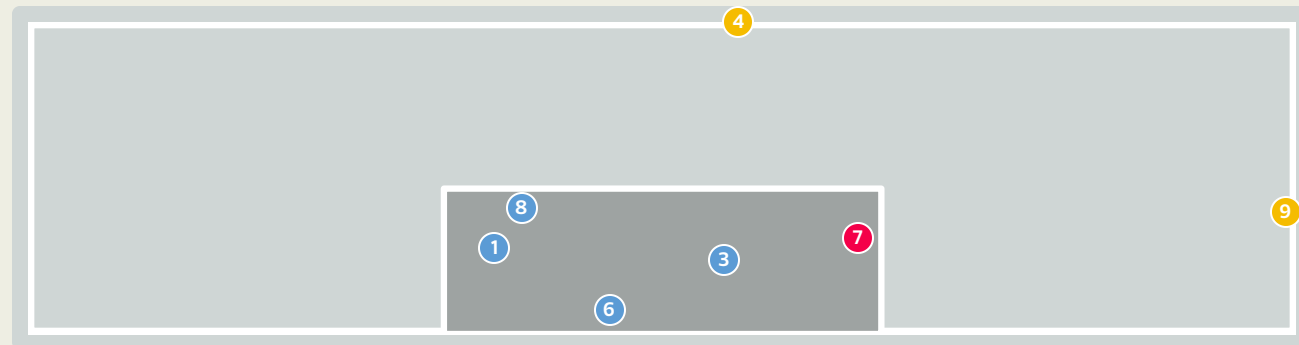
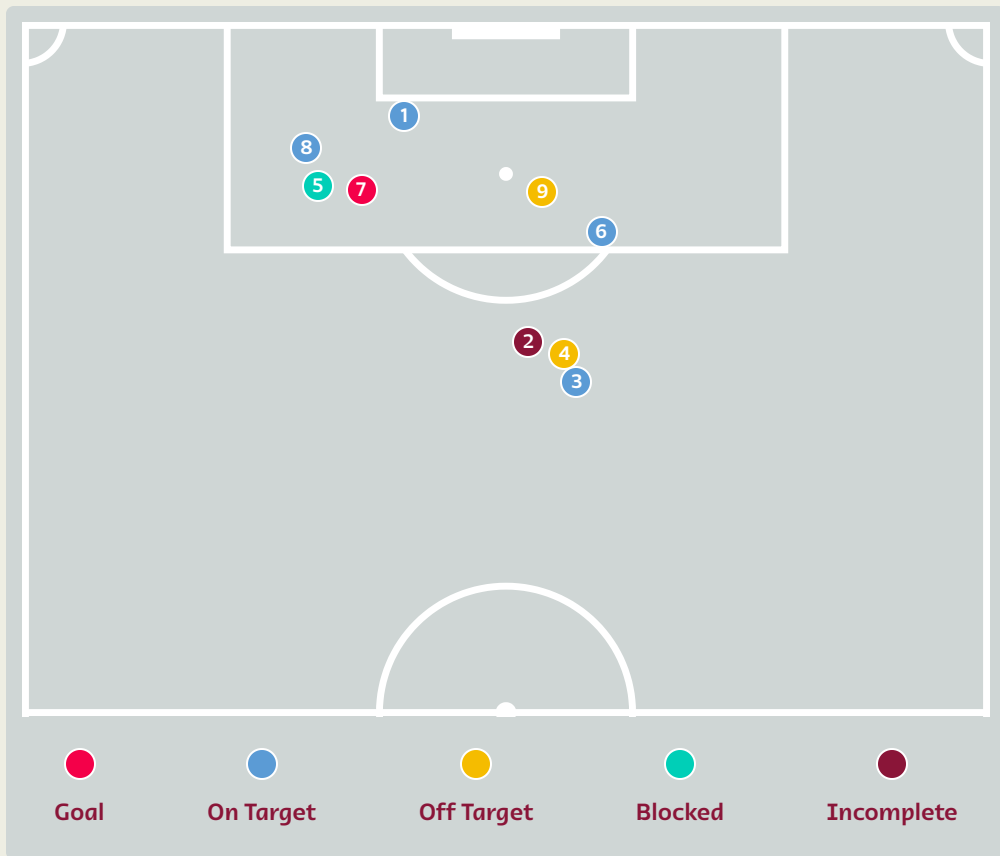
Switzerland



Top 5 Player to Player Passers		
Player	Passed To	% of Total Team Passes
SOMMER Yann	AKANJI Manuel	4.7%
AKANJI Manuel	ELVEDI Nico	3.5%
ELVEDI Nico	XHAKA Granit	3.2%
SOMMER Yann	ELVEDI Nico	3%
ELVEDI Nico	AKANJI Manuel	2.7%

Attempts at Goal

Brazil



Key	Outcome	Shots
●	Goals	1
●	On Target	4
●	Off Target	2
●	Blocked	1
●	Incomplete	1

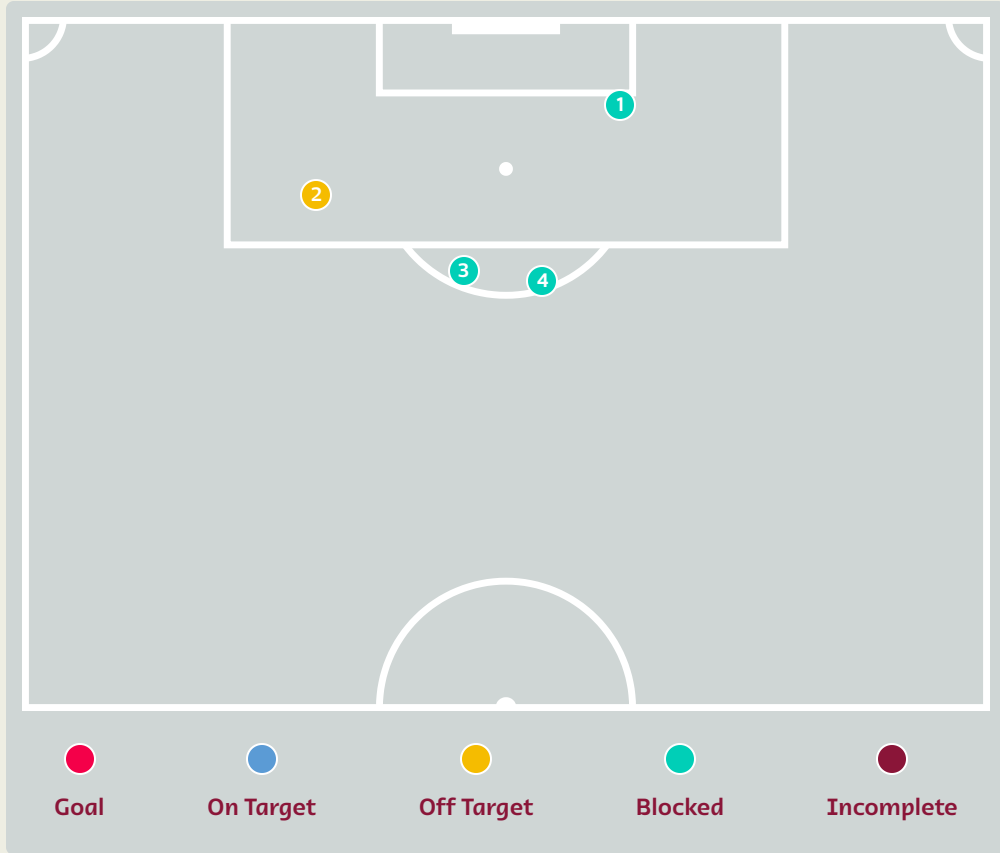
Attempts at Goal

Brazil



Time	Player	Outcome	Body Part	Delivery Type
26	20 VINICIUS JUNIOR	On Target - Saved	Right Foot	Cross
27	5 CASEMIRO	Incomplete	Right Foot	Loose Ball
30	11 RAPHINHA	On Target - Saved	Left Foot	Pass
36	14 EDER MILITAO	Deflected Off Target - Defensive Event	Right Foot	Pass
71	9 RICARLISON	Incomplete - Blocked	Left Foot	Pass
80	17 BRUNO GUIMARAES	On Target - Saved	Head	Loose Ball
82	5 CASEMIRO	On Target - Goal	Right Foot	Pass
86	21 RODRYGO	On Target - Saved	Right Foot	Pass
93	21 RODRYGO	Deflected Off Target - Defensive Event	Right Foot	Pass

Attempts at Goal



Key	Outcome	Shots
●	Goals	0
●	On Target	0
●	Off Target	1
●	Blocked	3
●	Incomplete	0

Attempts at Goal

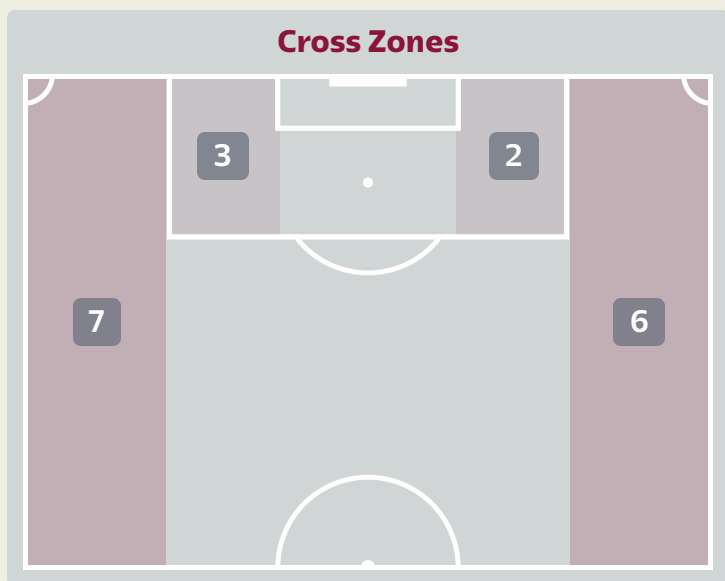
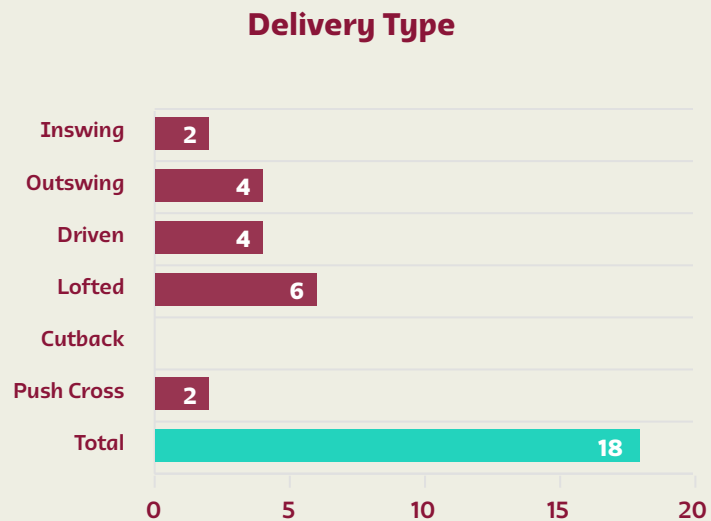
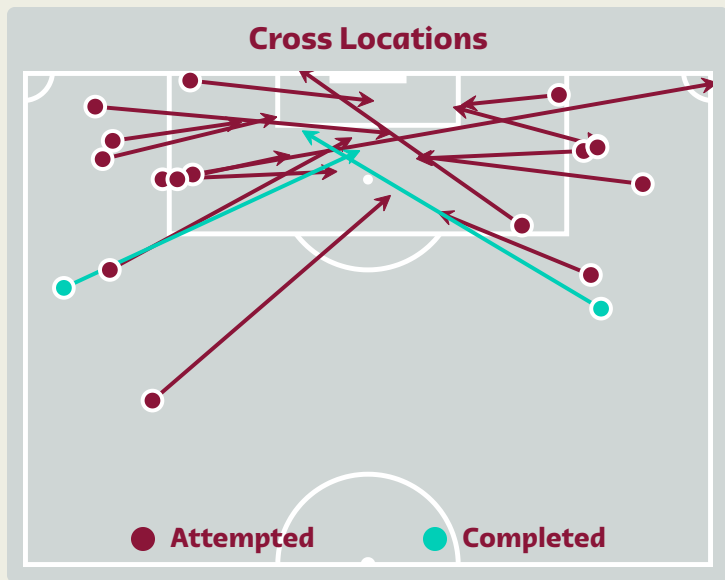
Switzerland 

Time	Player	Outcome	Body Part	Delivery Type
52	15 SOW Djibril	Incomplete - Blocked	Right Foot	Other
53	17 VARGAS Ruben	Deflected Off Target - Defensive Event	Right Foot	Pass
59	15 SOW Djibril	Incomplete - Blocked	Right Foot	Pass
59	2 FERNANDES Edimilson	Incomplete - Blocked	Right Foot	Pass

Brazil

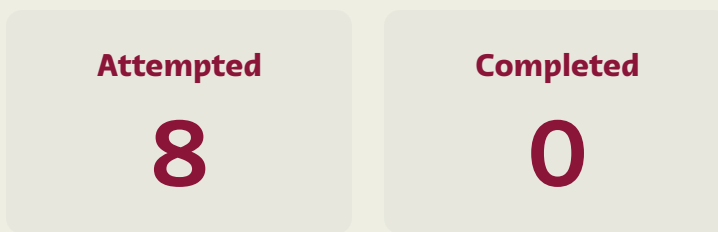
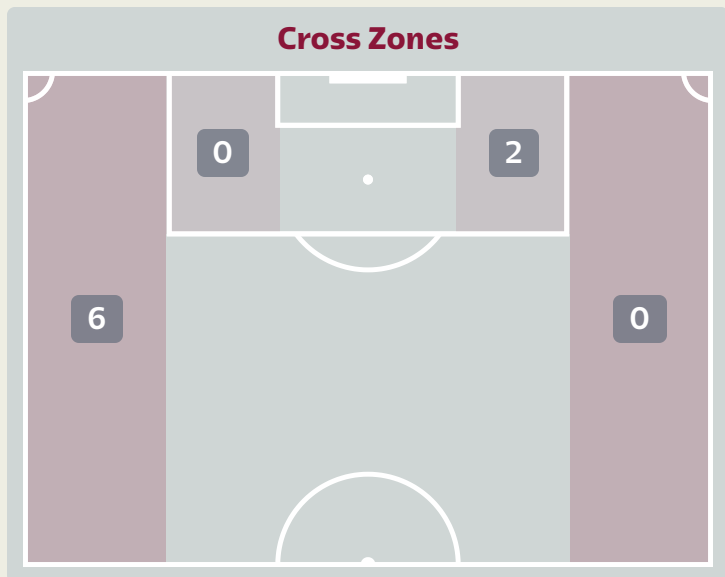
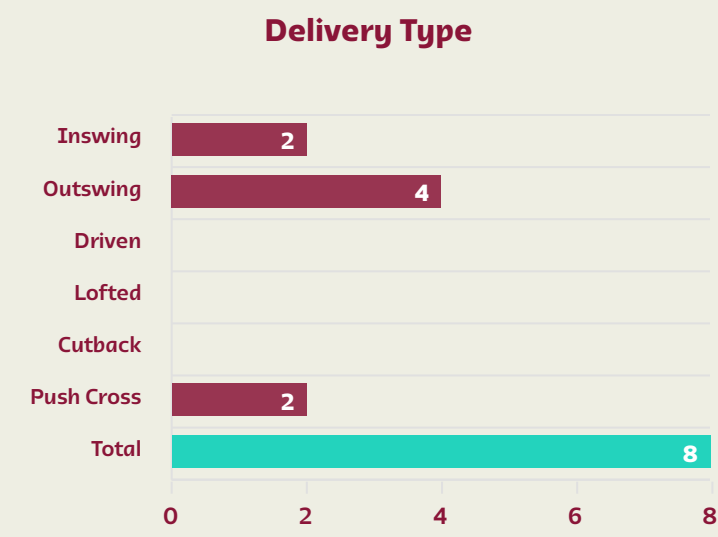
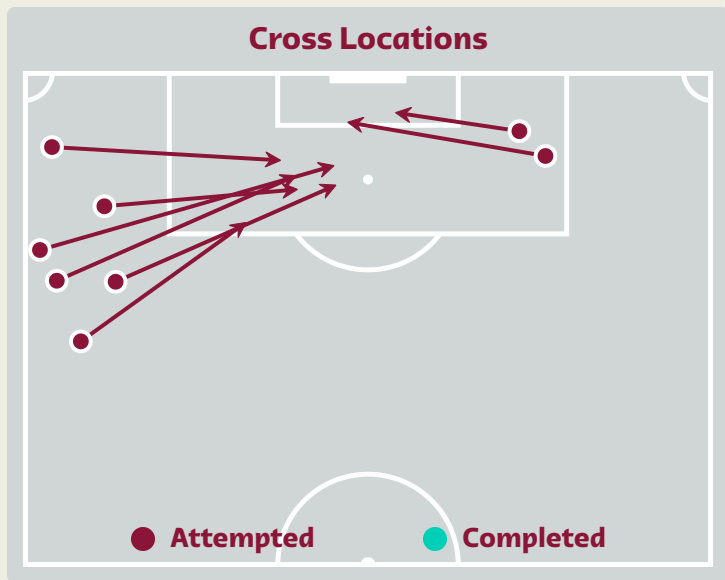


Crosses (Open Play)



#	Player	Inswing	Outswing	Driven	Lofted	Cutback	Push Cross	Total Attempted
1	ALISSON	0	0	0	0	0	0	0
3	THIAGO SILVA	0	0	0	0	0	0	0
4	MARQUINHOS	0	0	0	0	0	0	0
5	CASEMIRO	0	0	0	0	0	0	0
6	ALEX SANDRO	0	1	0	1	0	1	3
7	LUCAS PAQUETA	0	0	1	1	0	0	2
8	FRED	0	0	0	0	0	0	0
9	RICHARLISON	1	0	0	0	0	0	1
11	RAPHINHA	1	0	1	2	0	0	4
14	EDER MILITAO	0	1	0	0	0	0	1
20	VINICIUS JUNIOR	0	2	0	1	0	0	3
16	ALEX TELLES	0	0	0	0	0	0	0
17	BRUNO GUIMARAES	0	0	1	0	0	1	2
18	GABRIEL JESUS	0	0	0	0	0	0	0
19	ANTONY	0	0	1	1	0	0	2
21	RODRYGO	0	0	0	0	0	0	0

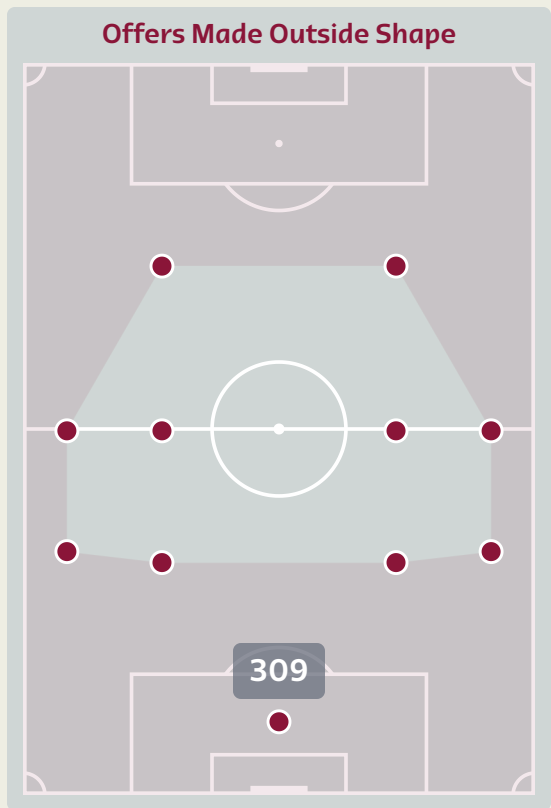
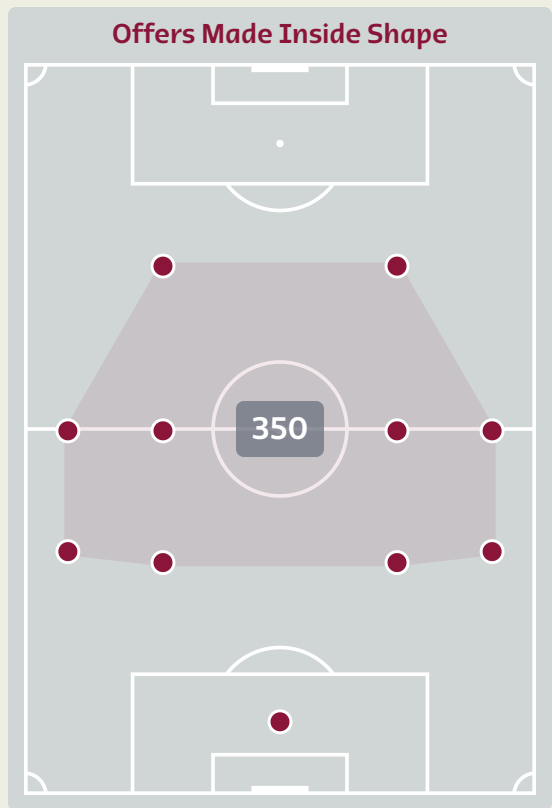
Crosses (Open Play)



#	Player	Inswing	Outswing	Driven	Lofted	Cutback	Push Cross	Total Attempted
1	SOMMER Yann	0	0	0	0	0	0	0
3	WIDMER Silvan	0	0	0	0	0	1	1
4	ELVEDI Nico	0	0	0	0	0	0	0
5	AKANJI Manuel	0	0	0	0	0	0	0
7	EMBOLO Breel	0	0	0	0	0	0	0
8	FREULER Remo	0	0	0	0	0	0	0
10	XHAKA Granit	0	0	0	0	0	0	0
13	RODRIGUEZ Ricardo	0	4	0	0	0	0	4
15	SOW Djibril	0	0	0	0	0	0	0
17	VARGAS Ruben	2	0	0	0	0	1	3
25	RIEDER Fabian	0	0	0	0	0	0	0
2	FERNANDES Edimilson	0	0	0	0	0	0	0
9	SEFEROVIC Haris	0	0	0	0	0	0	0
11	STEFFEN Renato	0	0	0	0	0	0	0
14	AEBISCHER Michel	0	0	0	0	0	0	0
20	FREI Fabian	0	0	0	0	0	0	0

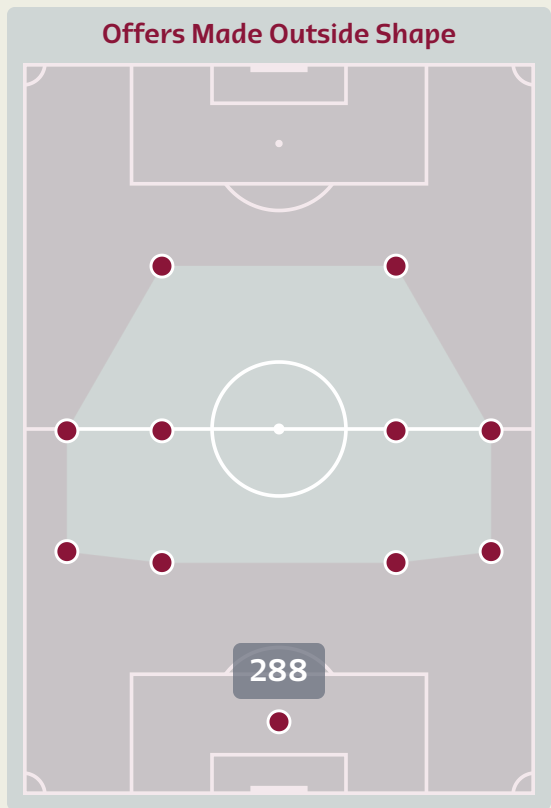
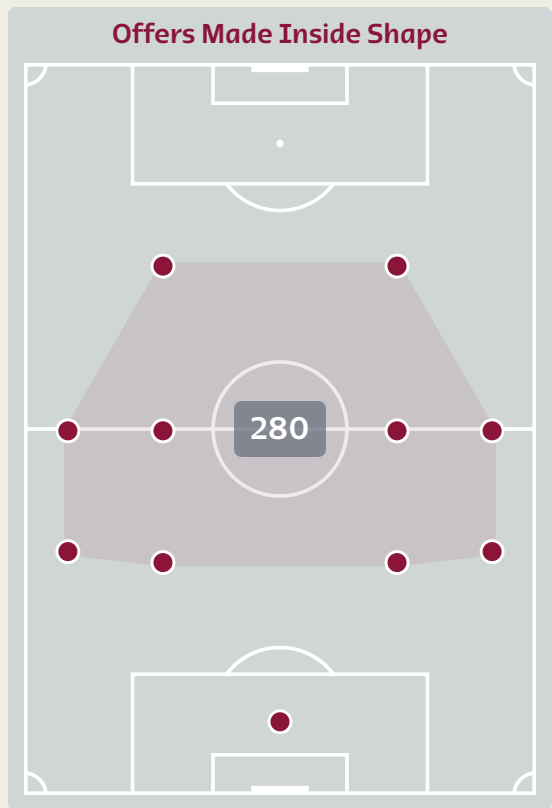
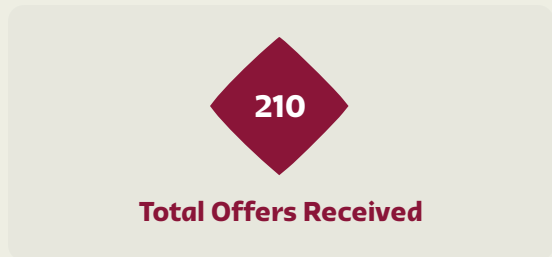
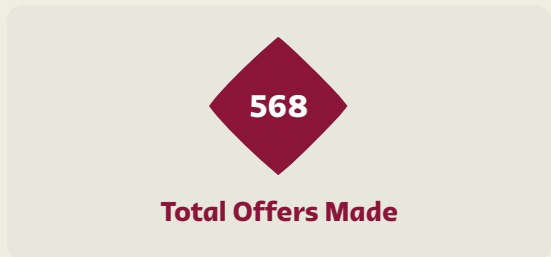


Offering to Receive



#	Player	Offers Made	Offers Received	% Made & Received
1	ALISSON	7	3	42.9%
3	THIAGO SILVA	30	21	70%
4	MARQUINHOS	50	28	56%
5	CASEMIRO	76	25	32.9%
6	ALEX SANDRO	55	24	43.6%
7	LUCAS PAQUETA	45	24	53.3%
8	FRED	81	16	19.8%
9	RICHARLISON	65	6	9.2%
11	RAPHINHA	28	9	32.1%
14	EDER MILITAO	51	25	49%
20	VINICIUS JUNIOR	72	21	29.2%
16	ALEX TELLES	7	3	42.9%
17	BRUNO GUIMARAES	37	14	37.8%
18	GABRIEL JESUS	10	3	30%
19	ANTONY	4	1	25%
21	RODRYGO	41	12	29.3%

Offering to Receive



#	Player	Offers Made	Offers Received	% Made & Received
1	SOMMER Yann	21	11	52.4%
3	WIDMER Silvan	43	20	46.5%
4	ELVEDI Nico	33	23	69.7%
5	AKANJI Manuel	46	32	69.6%
7	EMBOLO Breel	43	8	18.6%
8	FREULER Remo	79	25	31.6%
10	XHAKA Granit	89	34	38.2%
13	RODRIGUEZ Ricardo	22	9	40.9%
15	SOW Djibril	58	10	17.2%
17	VARGAS Ruben	34	11	32.4%
25	RIEDER Fabian	31	7	22.6%
2	FERNANDES Edimilson	17	8	47.1%
9	SEFEROVIC Haris	8	2	25%
11	STEFFEN Renato	13	4	30.8%
14	AEBISCHER Michel	20	3	15%
20	FREI Fabian	11	3	27.3%

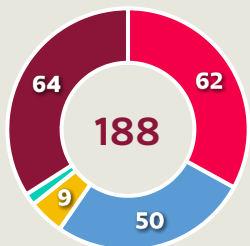
Brazil



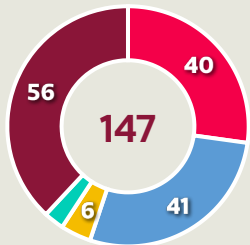
Movement to Receive

Movement Types by Phase

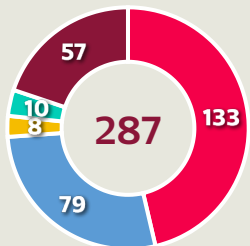
Final Third Phase



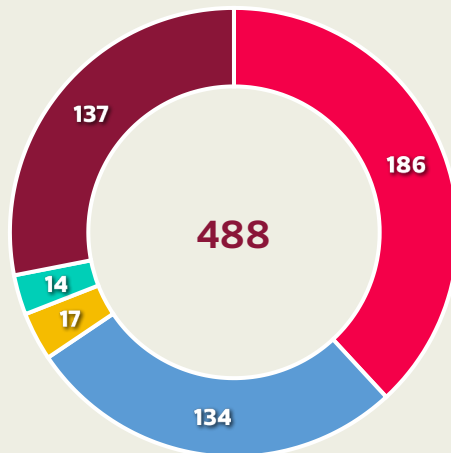
Progression Phase



Build Up Phase



All Movement Types

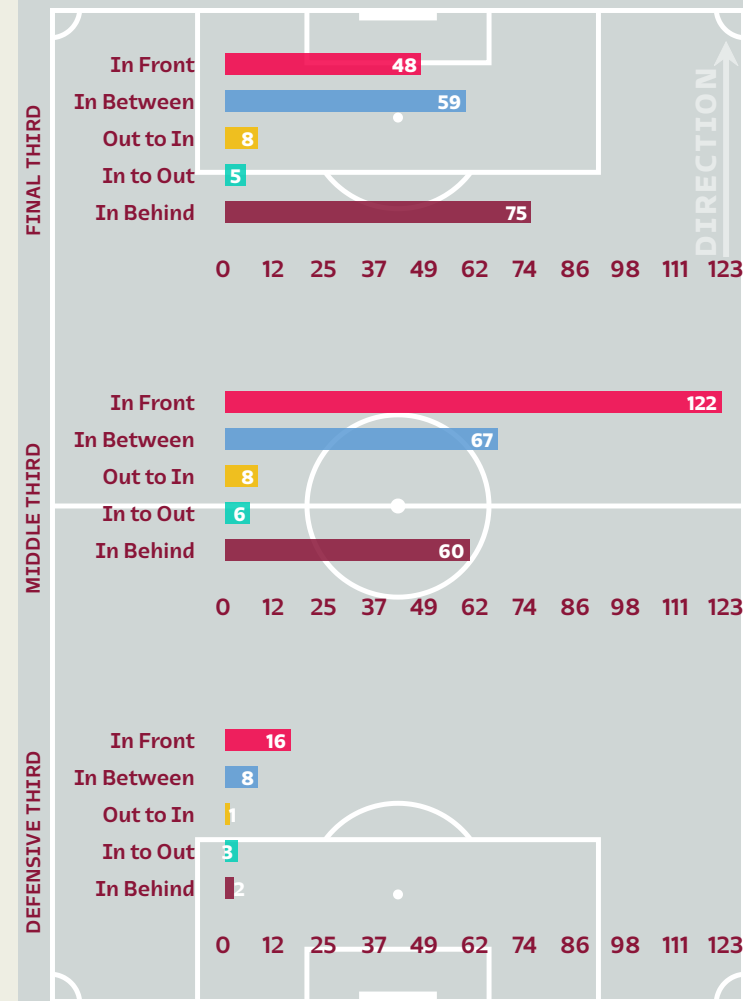


- In Front
- In Between
- Out to In
- In to Out
- In Behind

Top Ranked Players

Type	Player	Movements
In Front	5 CASEMIRO	42
In Between	8 FRED	33
Out to In	9 RICHARLISON	4
In to Out	8 FRED	4
In Behind	9 RICHARLISON	36

Movement Types Pitch Third

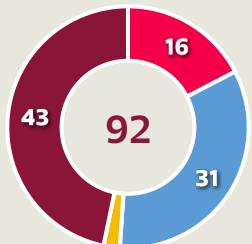


Movement to Receive

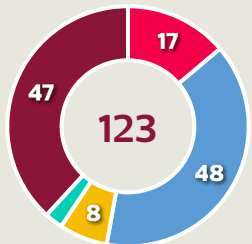


Movement Types by Phase

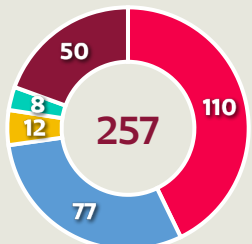
Final Third Phase



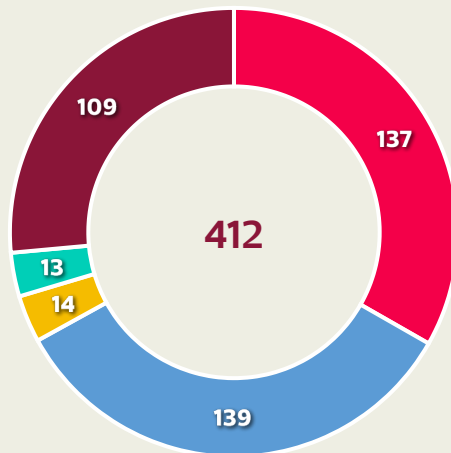
Progression Phase



Build Up Phase



All Movement Types

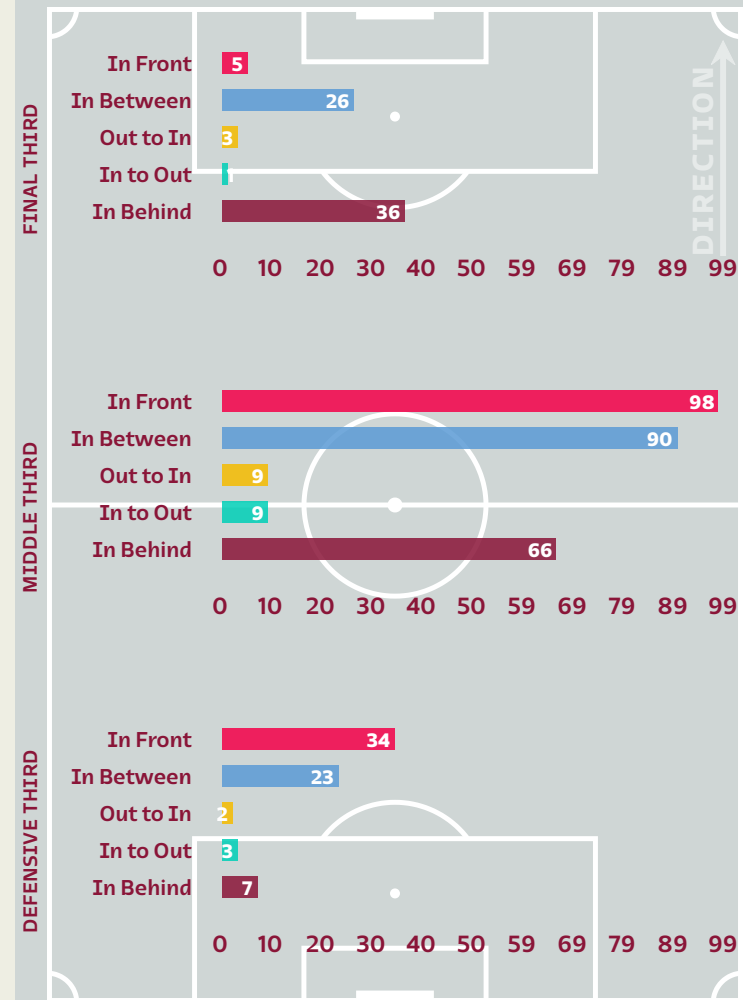


- In Front
- In Between
- Out to In
- In to Out
- In Behind

Top Ranked Players

Type	Player	Movements
In Front	10 XHAKA Granit	52
In Between	15 SOW Djibril	35
Out to In	10 XHAKA Granit	3
In to Out	8 FREULER Remo	3
In Behind	17 VARGAS Ruben	18

Movement Types Pitch Third





FIFA WORLD CUP
Qatar 2022



OUT OF POSSESSION

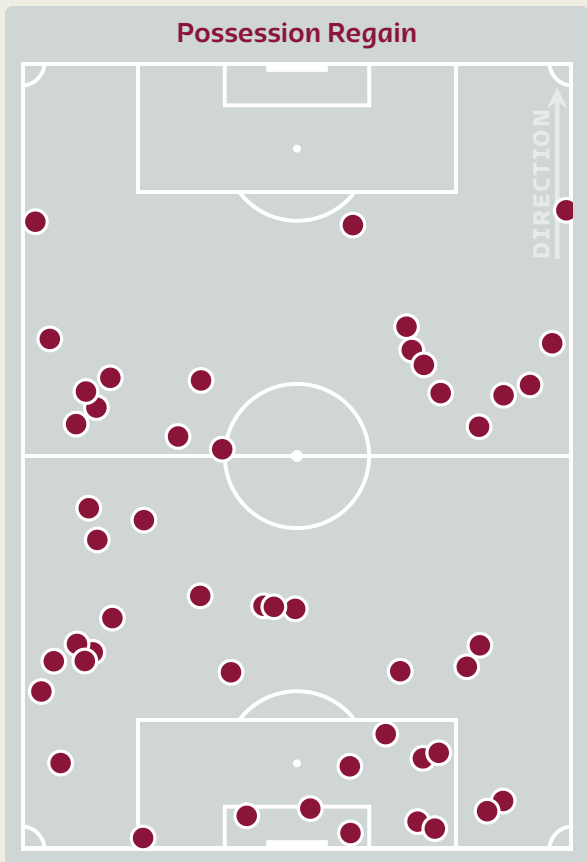
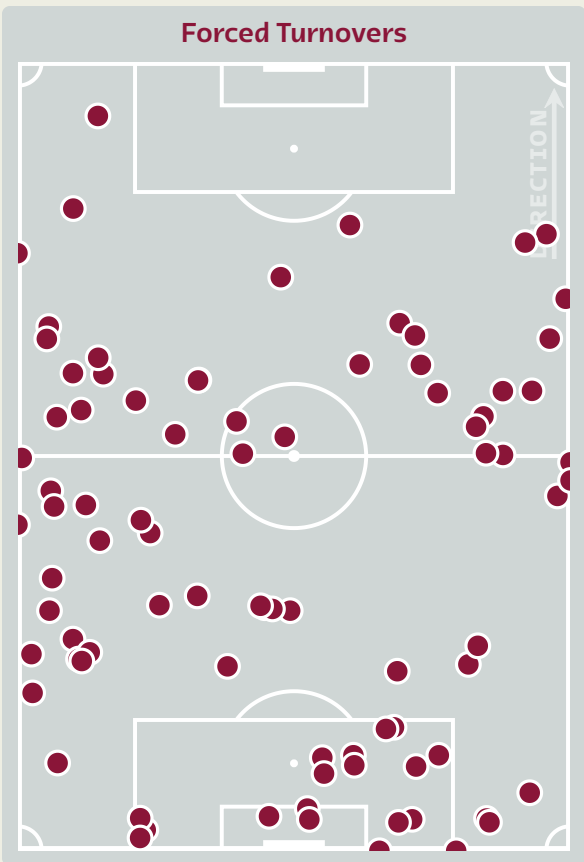


Brazil v Switzerland

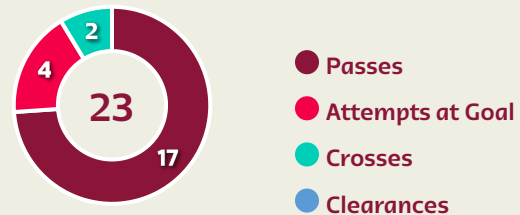




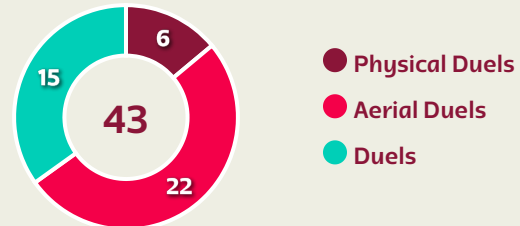
Defensive Actions



Blocks



Possession Contests



Most Possession Regains

11
CASEMIRO
DEFENSIVE MIDFIELD CENTRE

#	Player	Total Possession Regains
1	ALISSON	6
3	THIAGO SILVA	7
4	MARQUINHOS	7
5	CASEMIRO	11
6	ALEX SANDRO	9
7	LUCAS PAQUETA	0
8	FRED	0
9	RICHARLISON	1
11	RAPHINHA	0
14	EDER MILITAO	4
20	VINICIUS JUNIOR	1
16	ALEX TELLES	1
17	BRUNO GUIMARAES	0
18	GABRIEL JESUS	2
19	ANTONY	1
21	RODRYGO	1

Defensive Actions

80

Forced Turnovers

37

Possession Regained

4

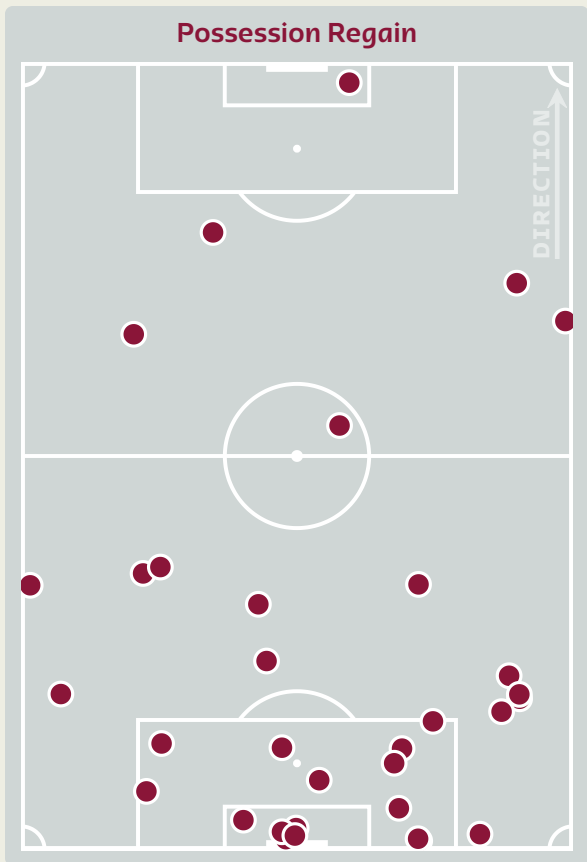
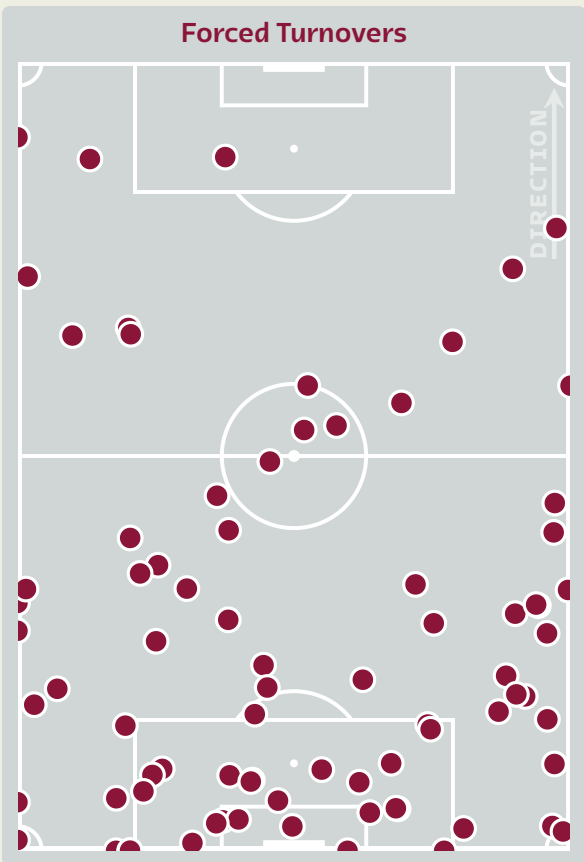
Interceptions

26

Tackles

4.27

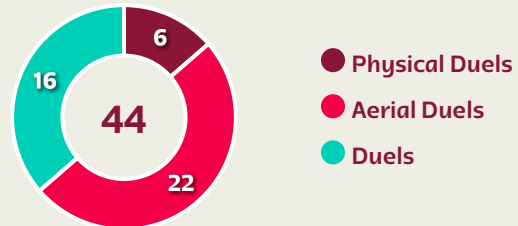
Possession Actions / Defensive Action



Blocks



Possession Contests



Most Possession Regains

8

ELVEDI Nico

LEFT CENTRE BACK

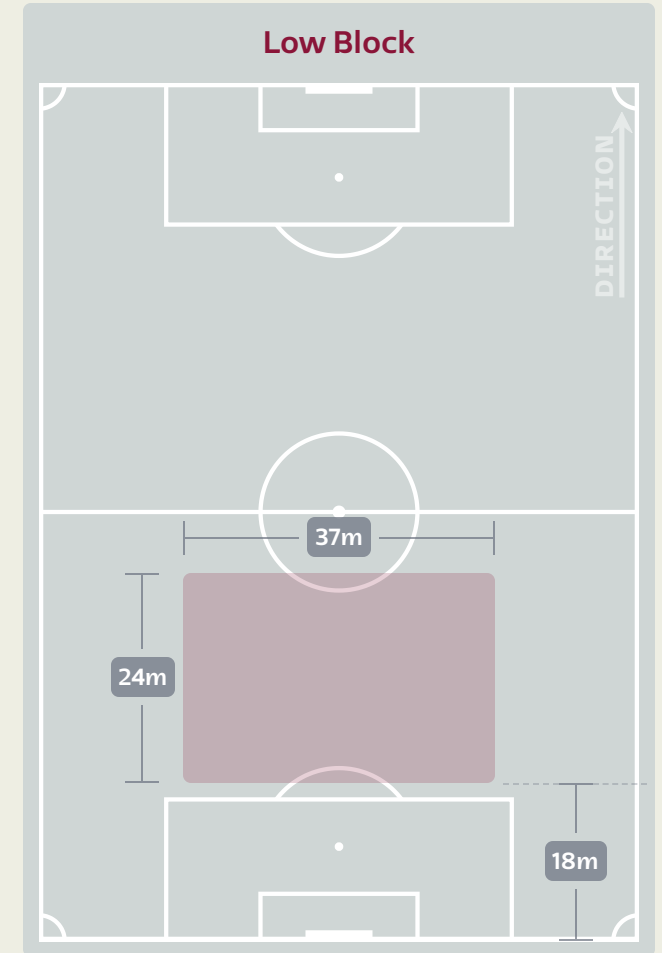
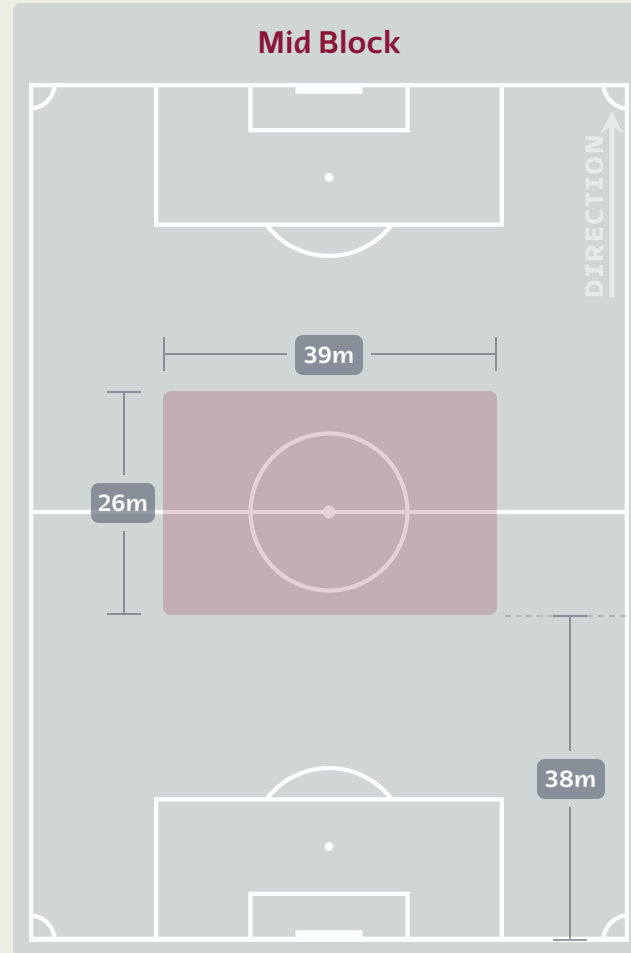
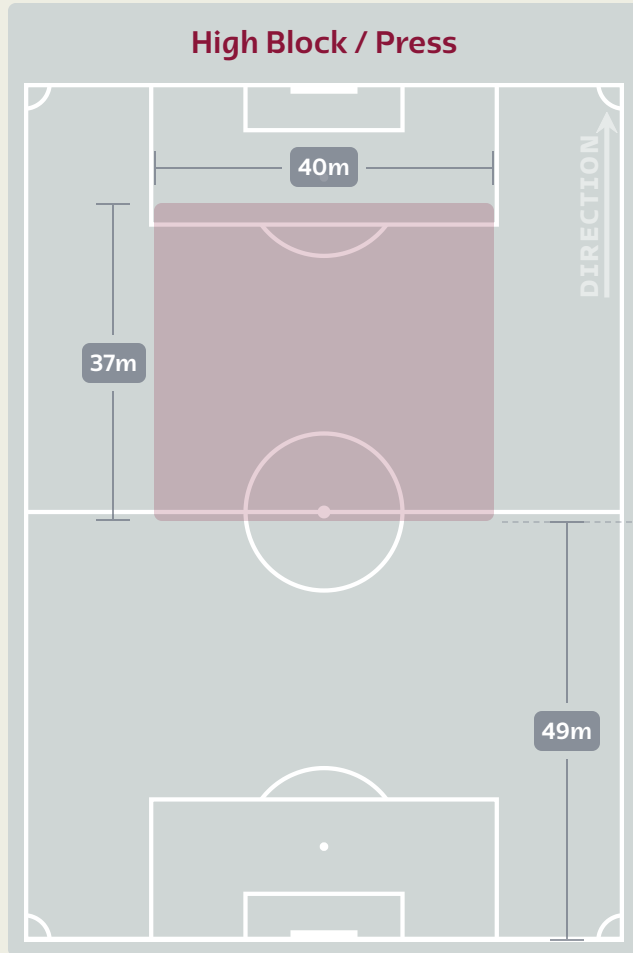
Switzerland



#	Player	Total Possession Regains
1	SOMMER Yann	7
3	WIDMER Silvan	5
4	ELVEDI Nico	8
5	AKANJI Manuel	2
7	EMBOLO Breel	0
8	FREULER Remo	1
10	XHAKA Granit	2
13	RODRIGUEZ Ricardo	3
15	SOW Djibril	3
17	VARGAS Ruben	2
25	RIEDER Fabian	1
2	FERNANDES Edimilson	0
9	SEFEROVIC Haris	0
11	STEFFEN Renato	2
14	AEBISCHER Michel	0
20	FREI Fabian	1

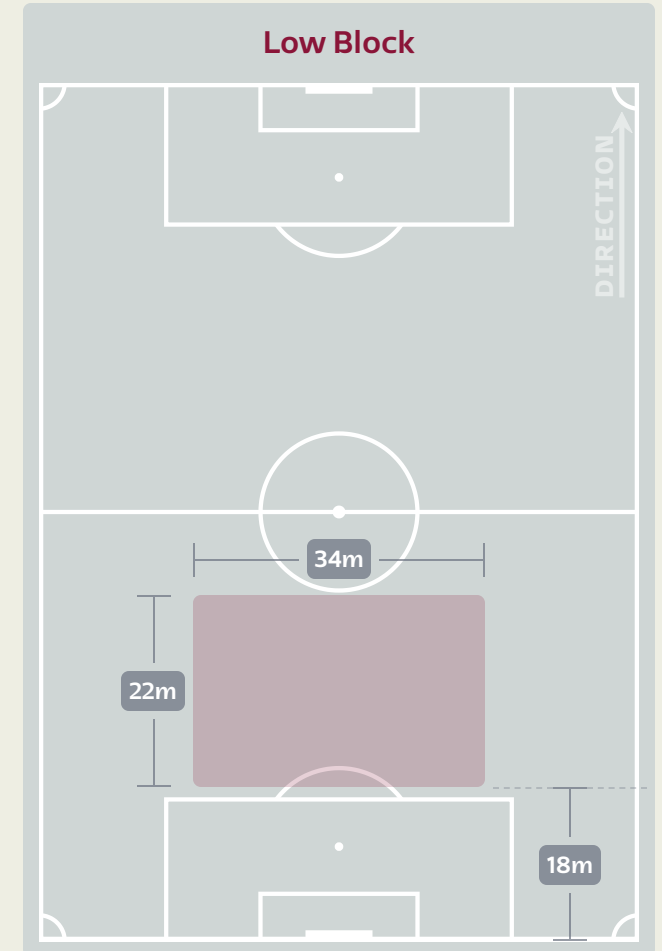
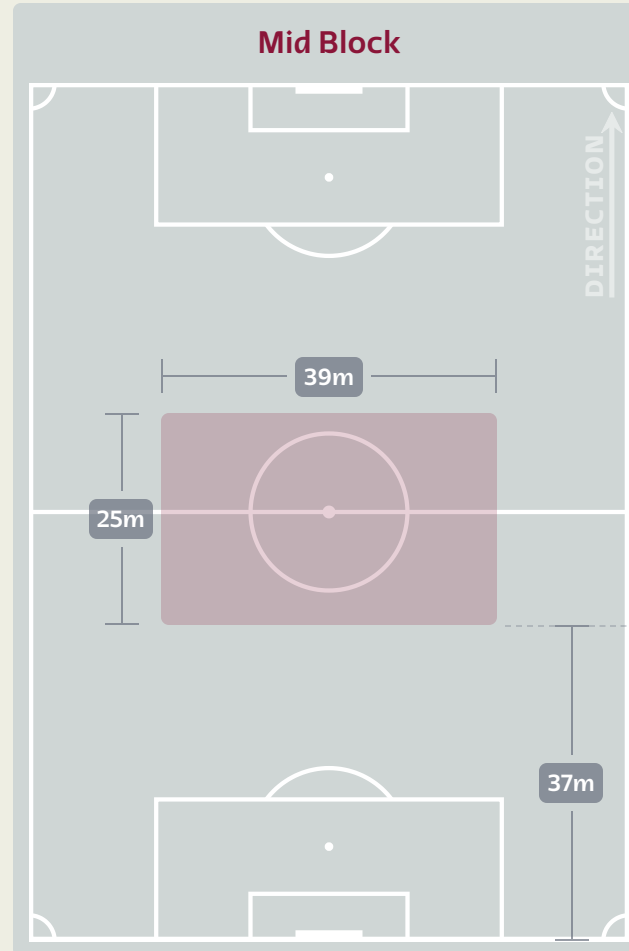
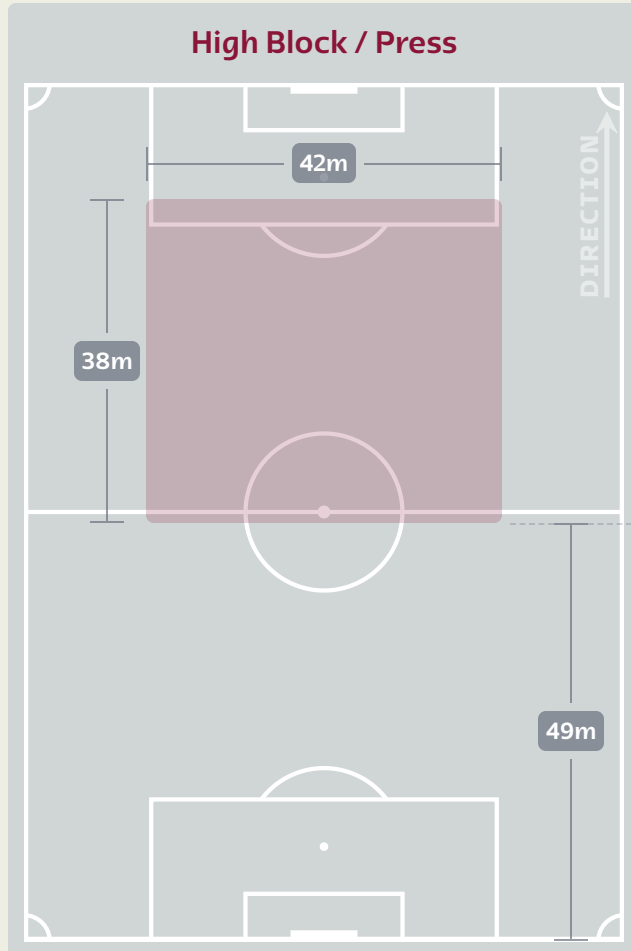
Defensive Line Height & Team Length

Brazil



Defensive Line Height & Team Length

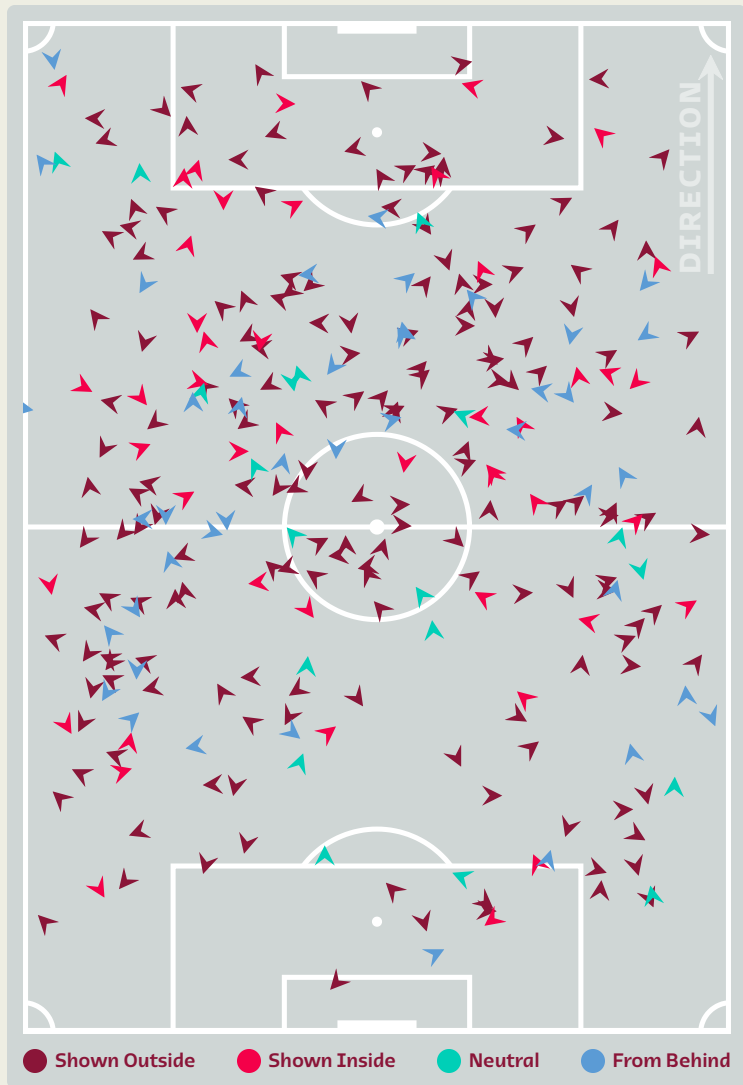
Switzerland



Defensive Pressure



Brazil



282	Total Pressures	344
34	Direct Pressures	59
1.23s	Avg Pressure Duration	1.49s
85	Forced Turnovers	80
12.97s	Ball Recovery Time	13.07s
138	Pushing on into Pressing	160
323	Pushing on	374
46	Pressing Direction Inside	48
174	Pressing Direction Outside	209

Most Direct Pressures

5

VINICIUS JUNIOR

LEFT WINGER

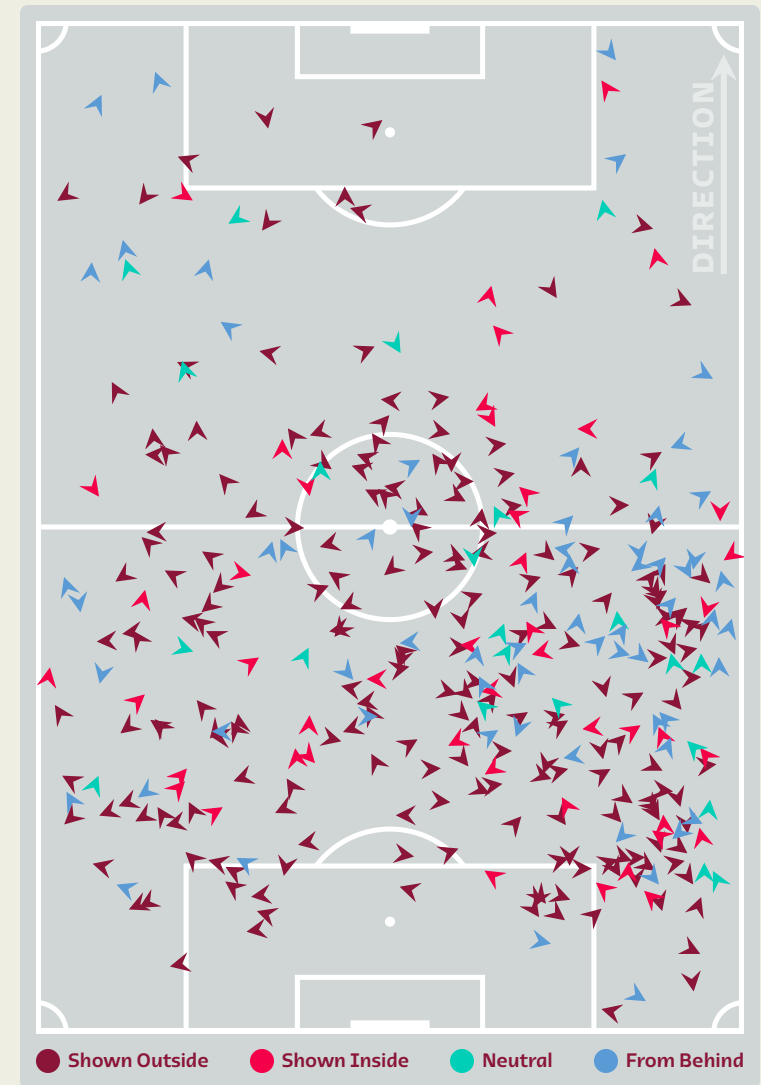
Most Direct Pressures

13

RIEDER Fabian

ATTACKING MIDFIELD RIGHT

Switzerland





FIFA WORLD CUP
Qatar 2022



GOALKEEPING



Brazil v Switzerland

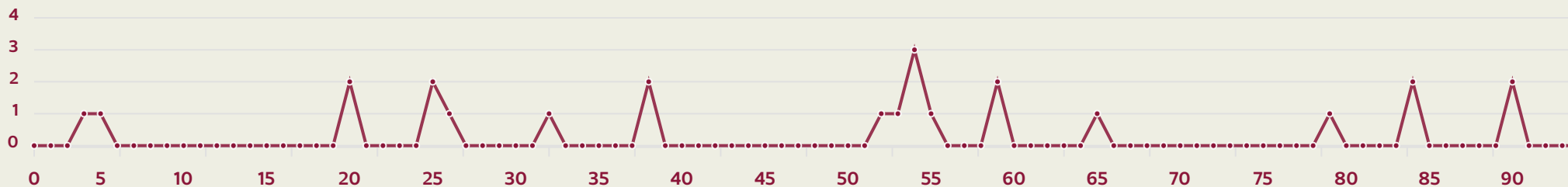


Goalkeeping Involvement



Brazil

Brazil GK Involvement Timeline



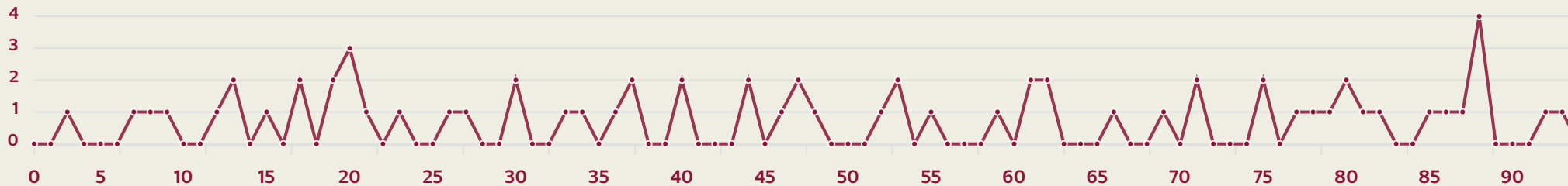
26

Total Involvements



Switzerland

Switzerland GK Involvement Timeline



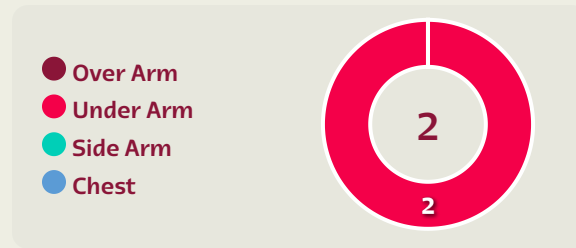
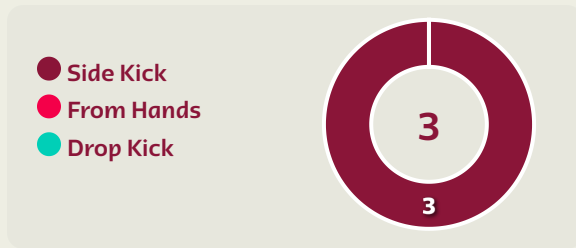
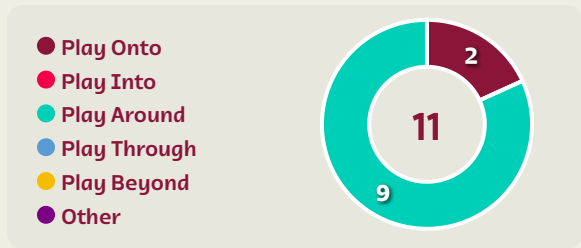
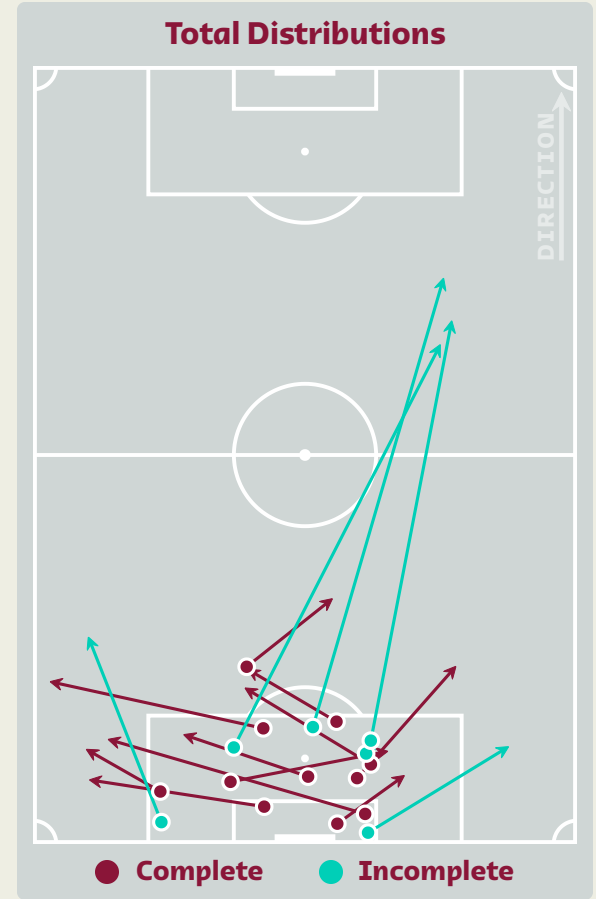
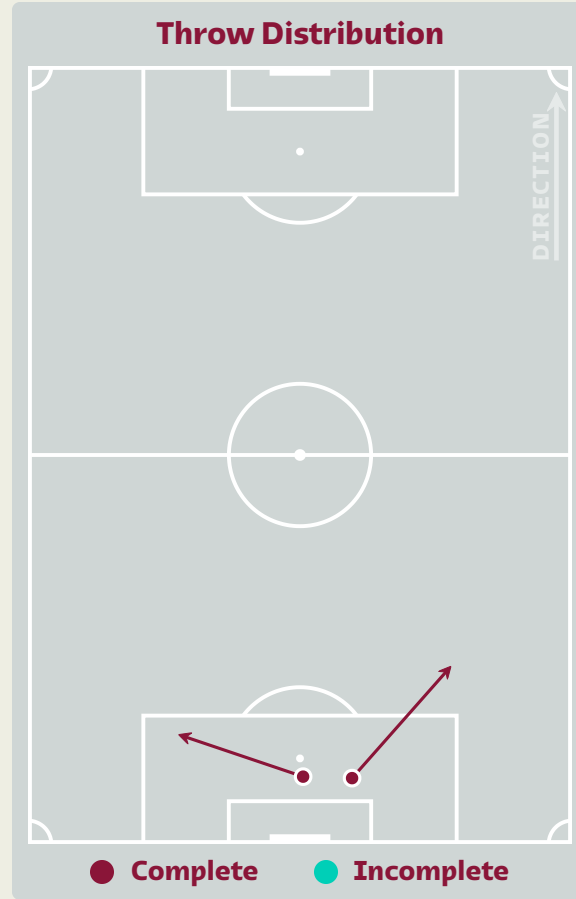
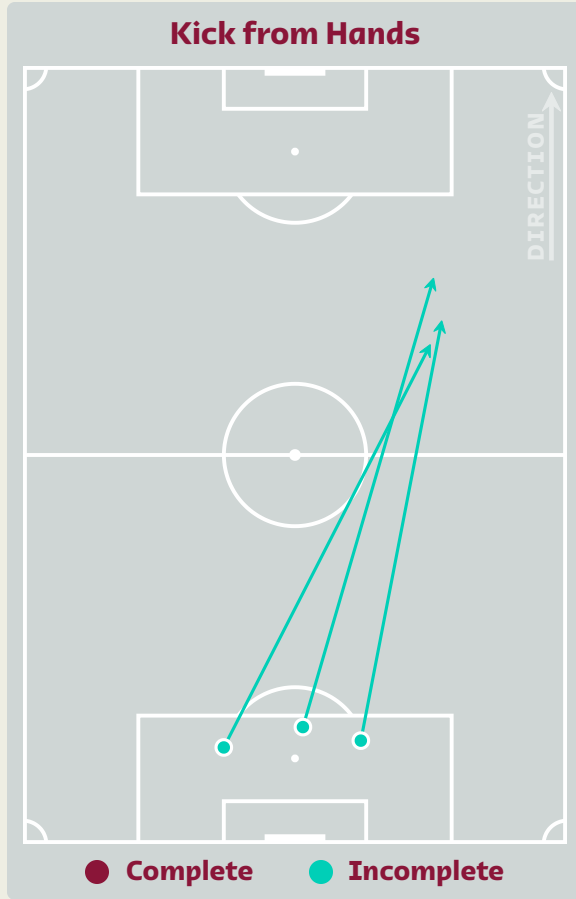
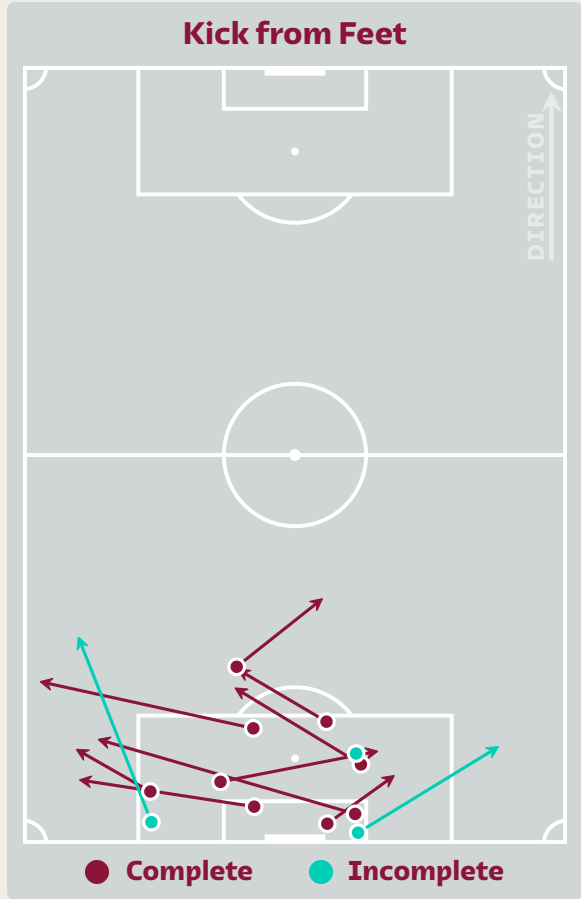
65

Total Involvements

Brazil

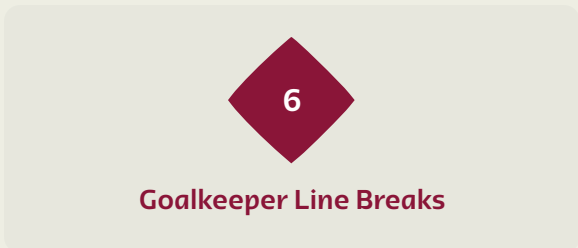
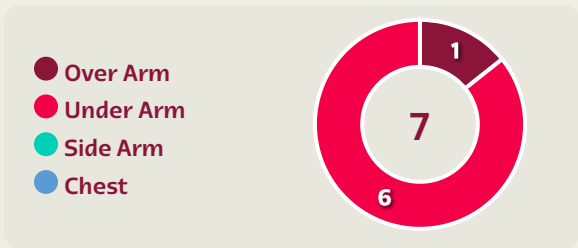
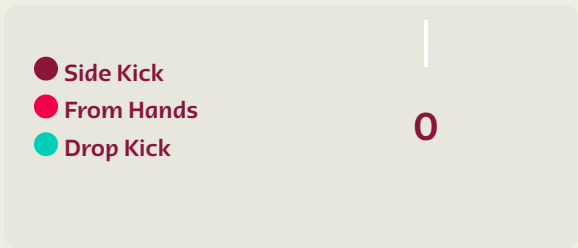
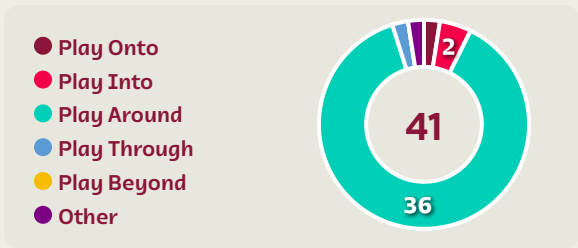
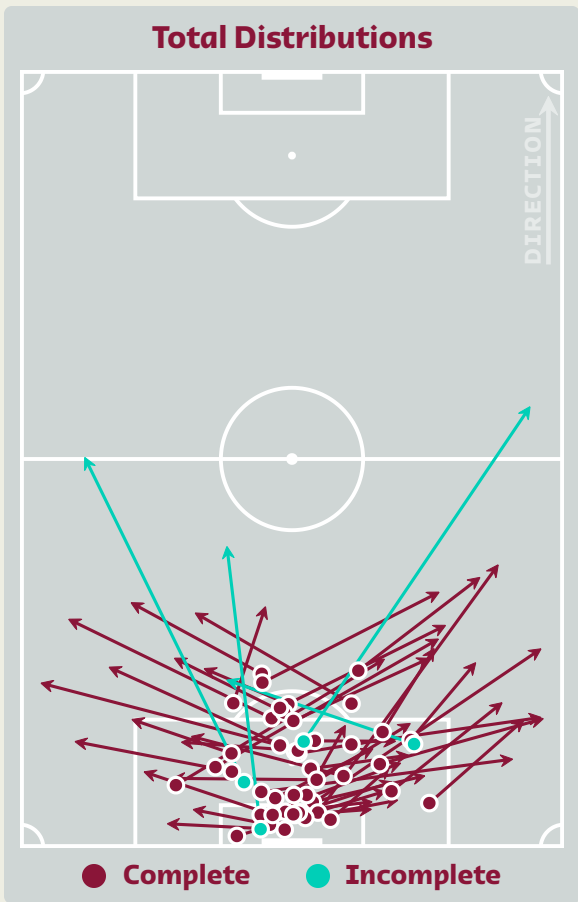
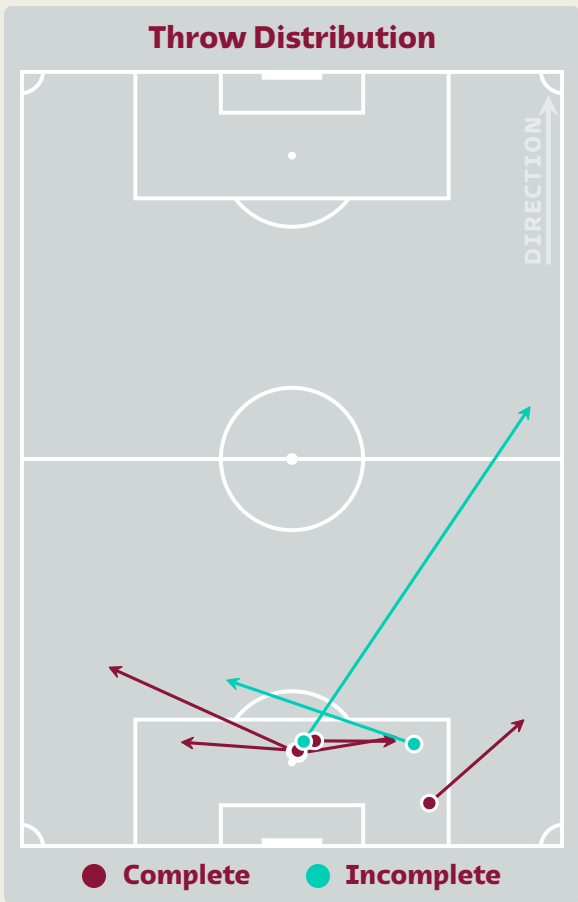
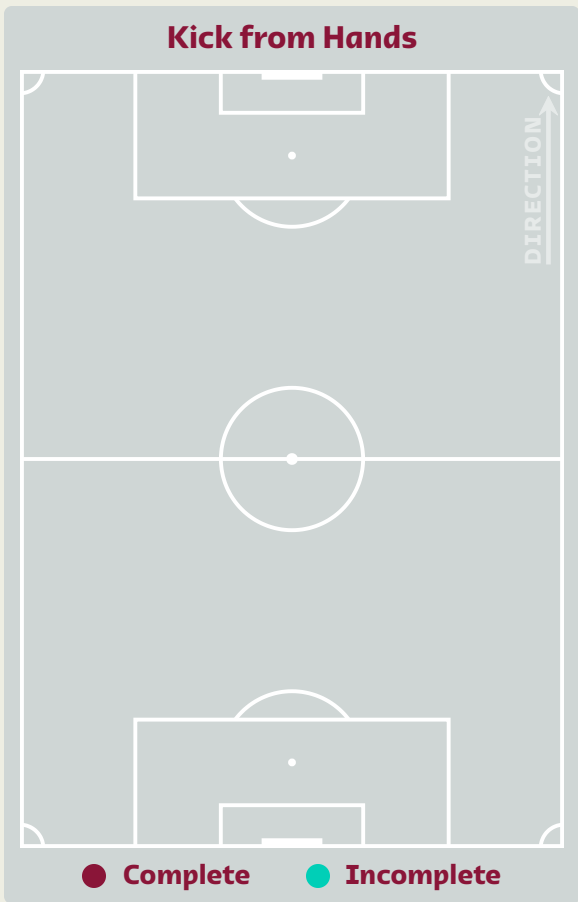
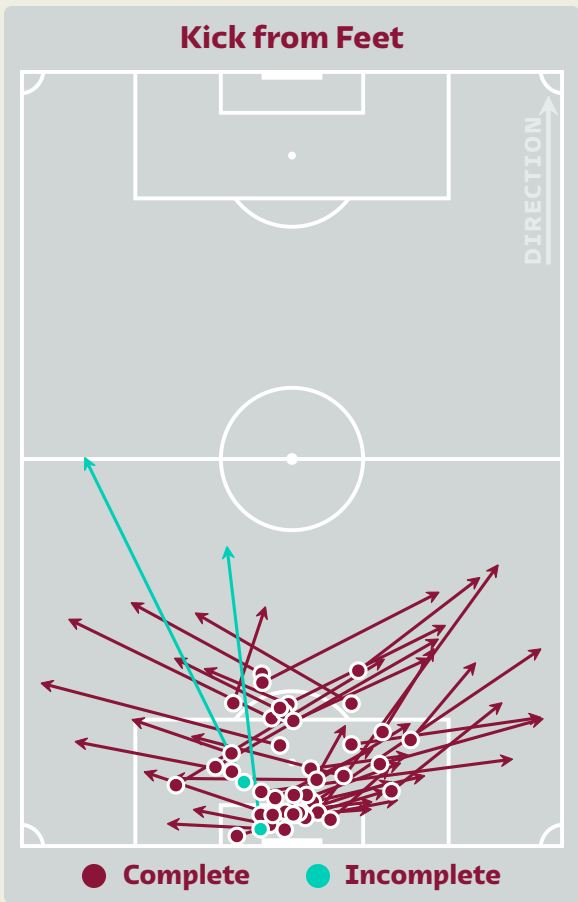


Goalkeeping Distribution

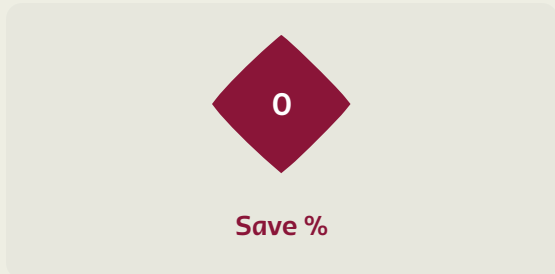
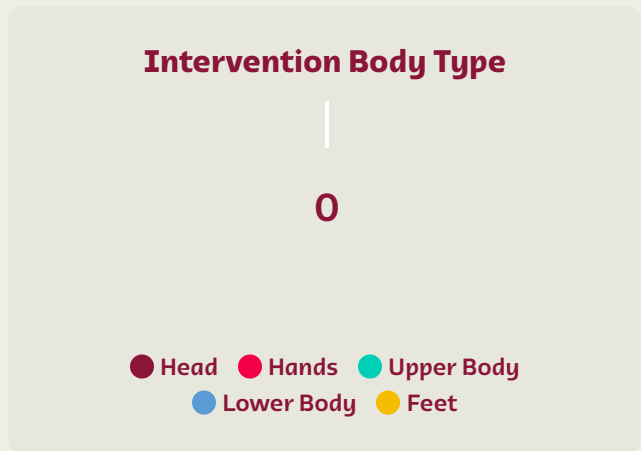
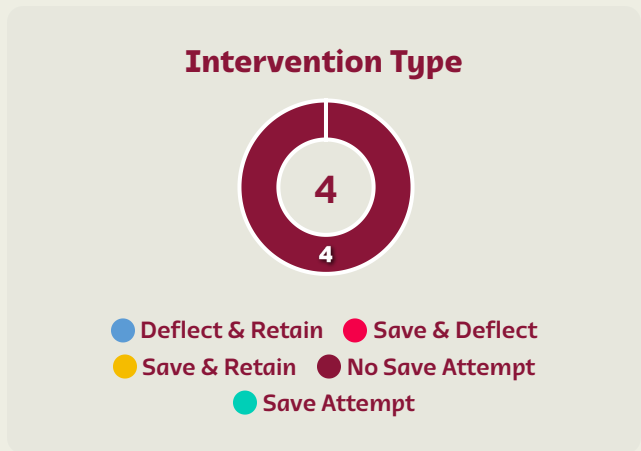
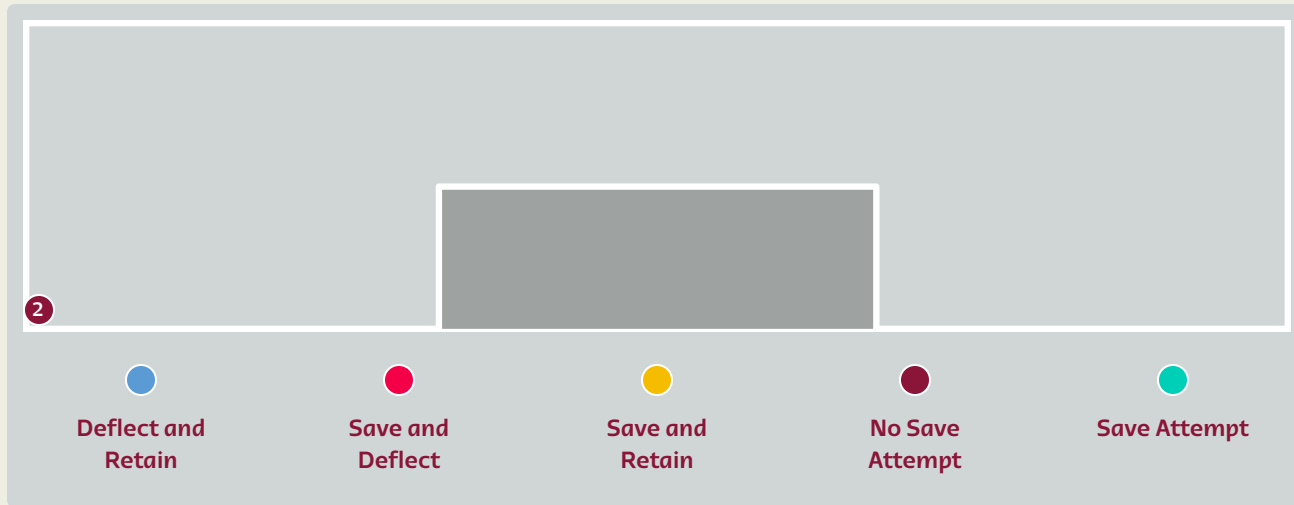
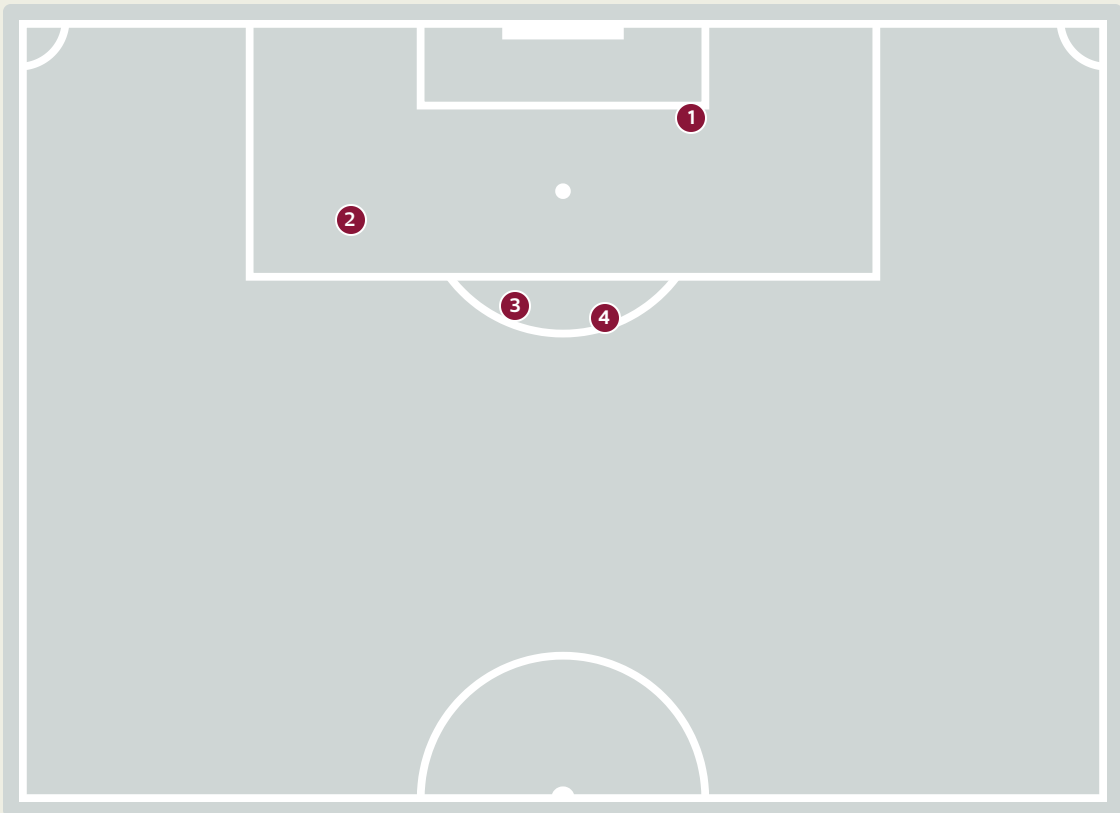


Goalkeeping Distribution

Switzerland

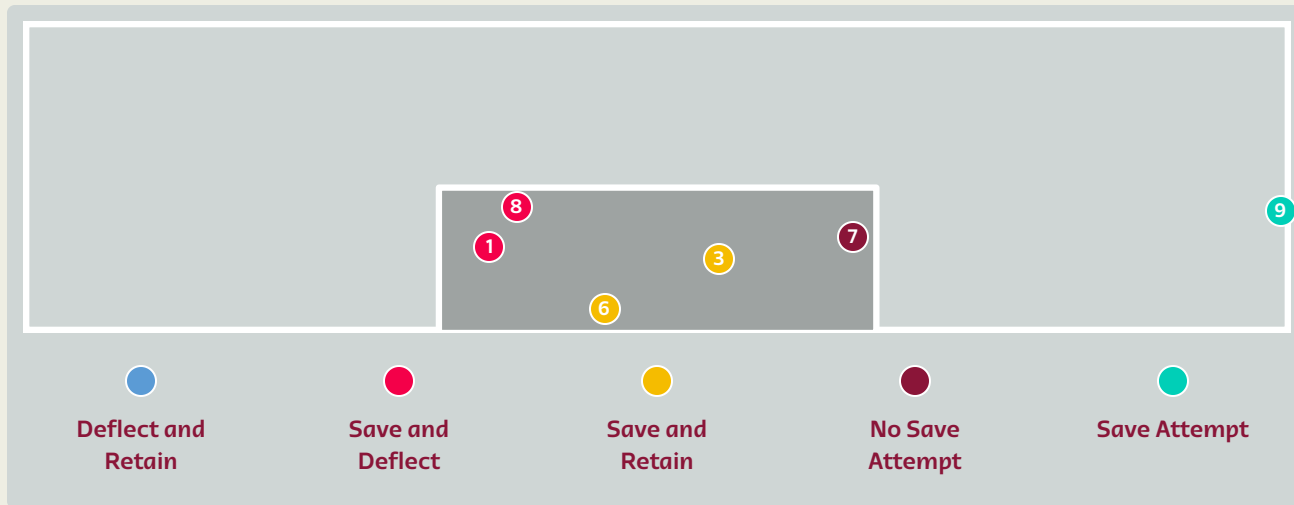
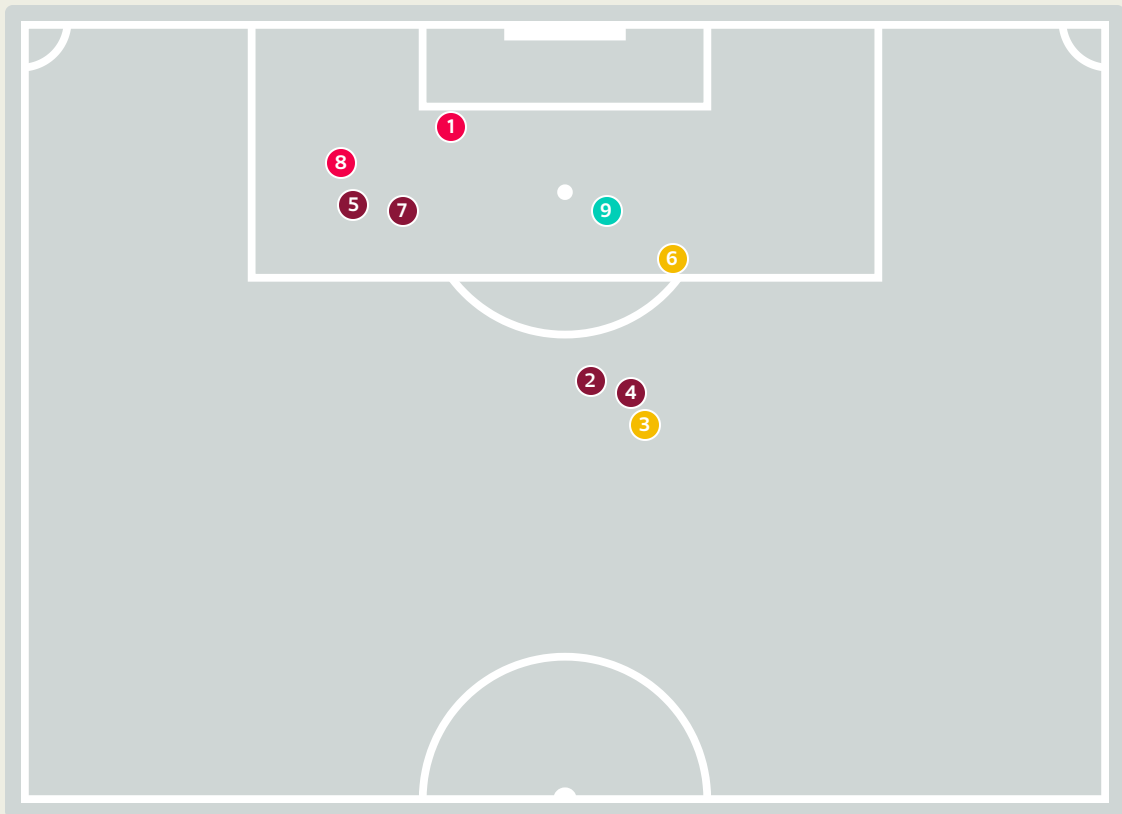


Goal Prevention



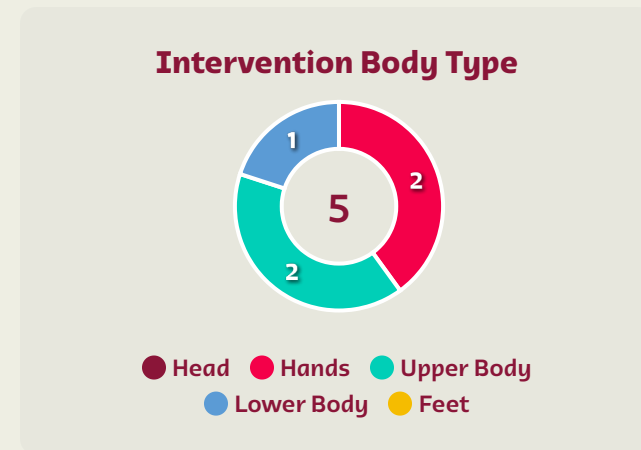
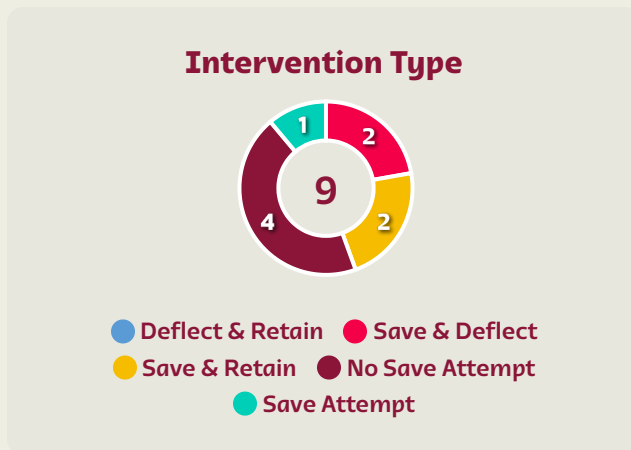
Total Attempts on Goal Faced	Total Goal Interventions	Save & Retain	Deflect & Retain	Save & Deflect	Save Attempt	No Save Attempt
4	0	0	0	0	0	4

Goal Prevention



9
Total Attempts on Goal Faced

80
Save %

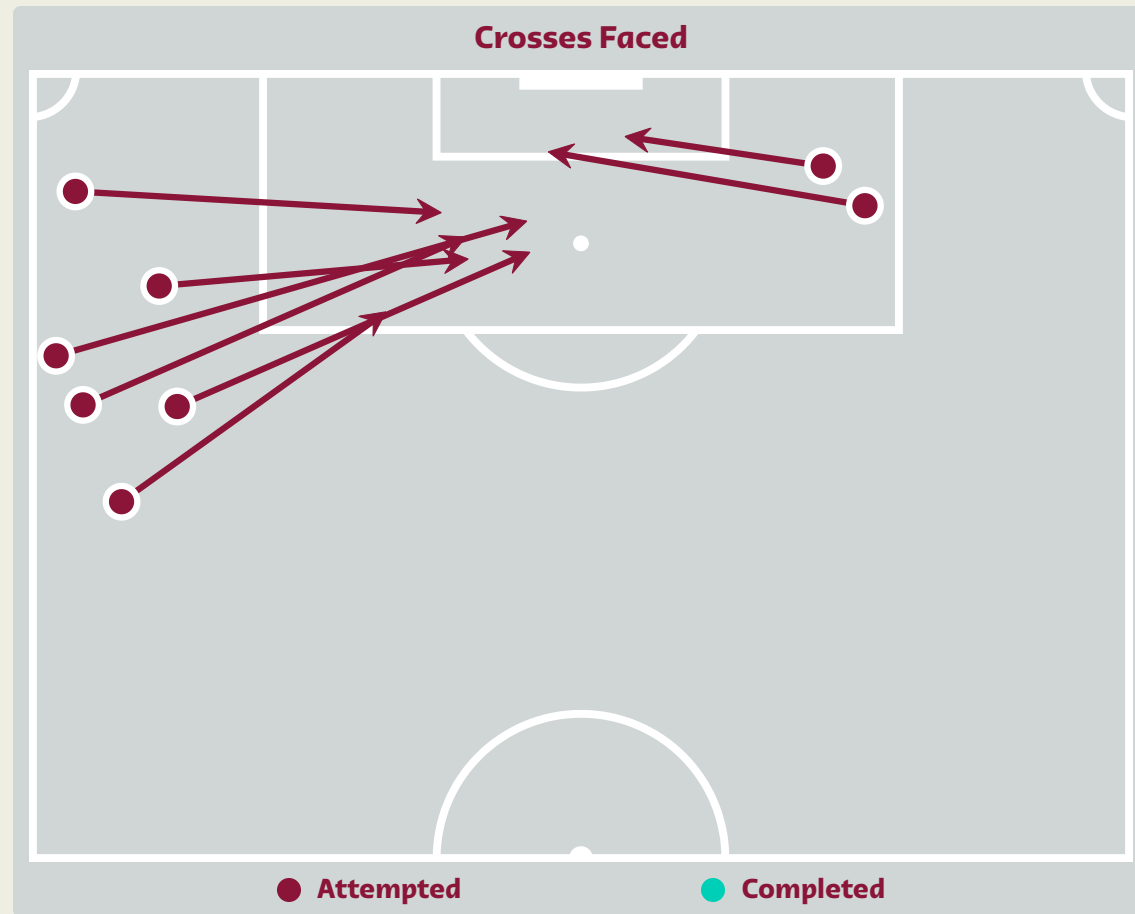
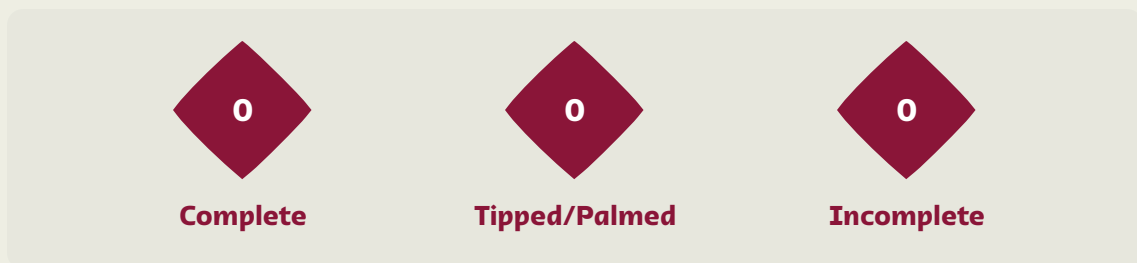
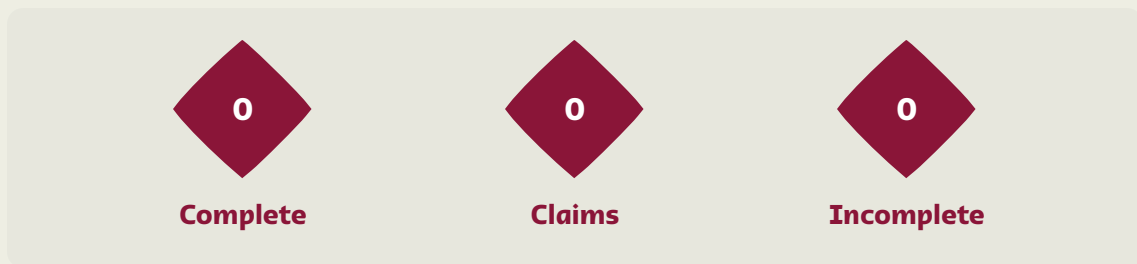


Total Attempts on Goal Faced	Total Goal Interventions	Save & Retain	Deflect & Retain	Save & Deflect	Save Attempt	No Save Attempt
9	4	2	0	2	1	4

Brazil



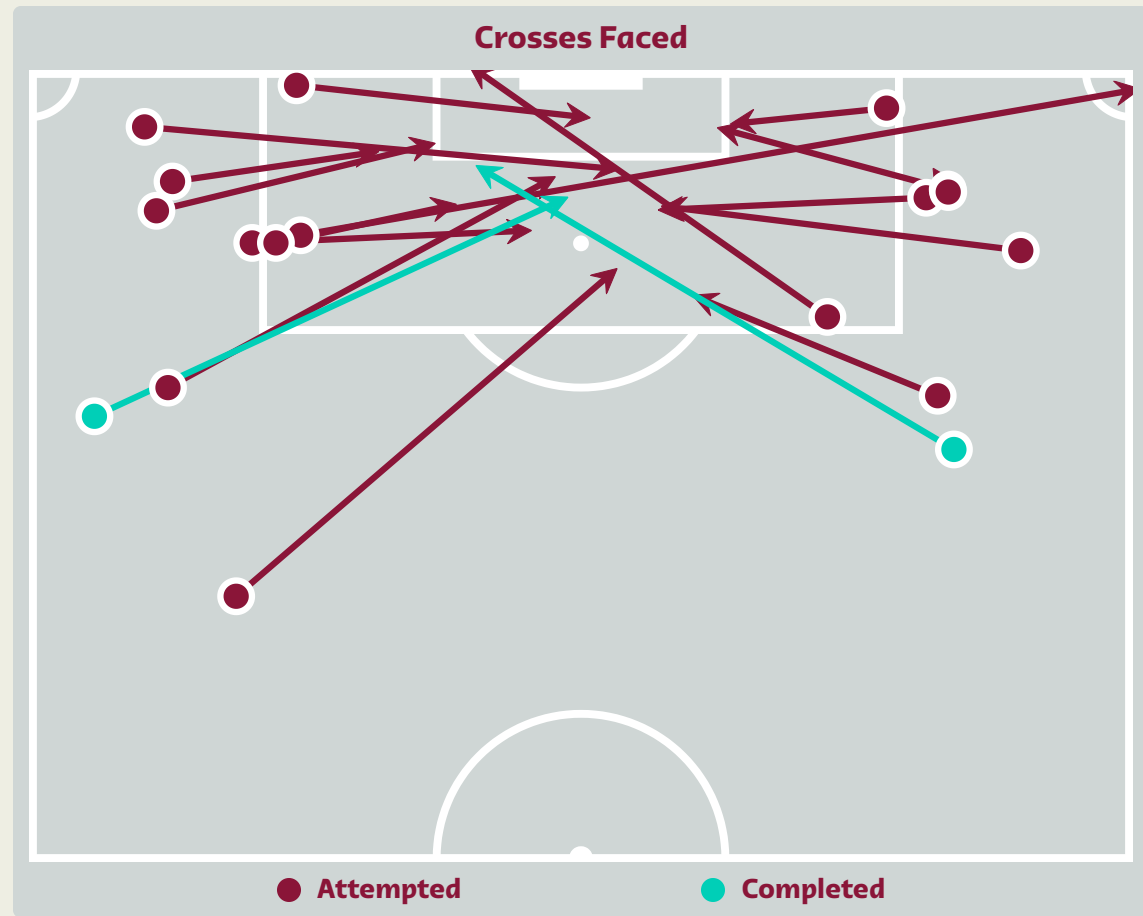

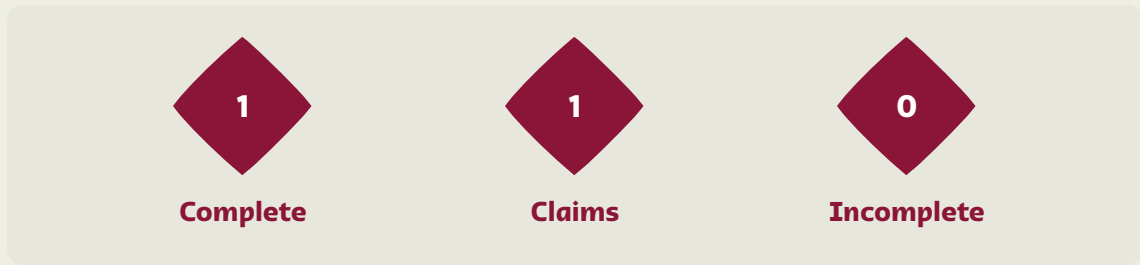
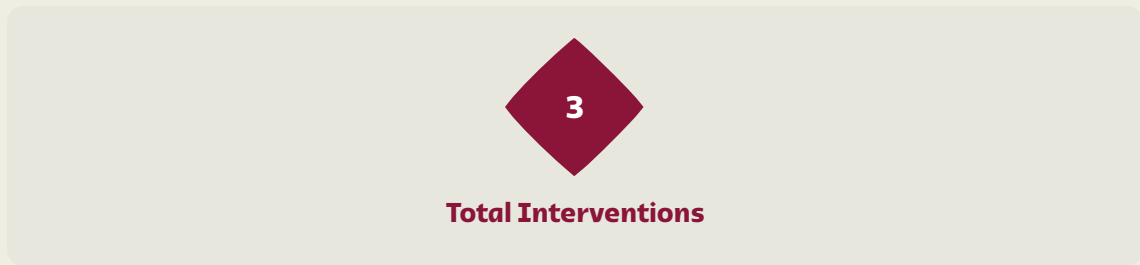
Aerial Control



Delivery Types Faced

Total	In Swing	Out Swing	Driven	Lofted	Cutback	Push
11	5	4	0	0	0	2

Aerial Control



Delivery Types Faced

Total	In Swing	Out Swing	Driven	Lofted	Cutback	Push
26	4	5	4	11	0	2



FIFA WORLD CUP
Qatar 2022



SET PLAYS

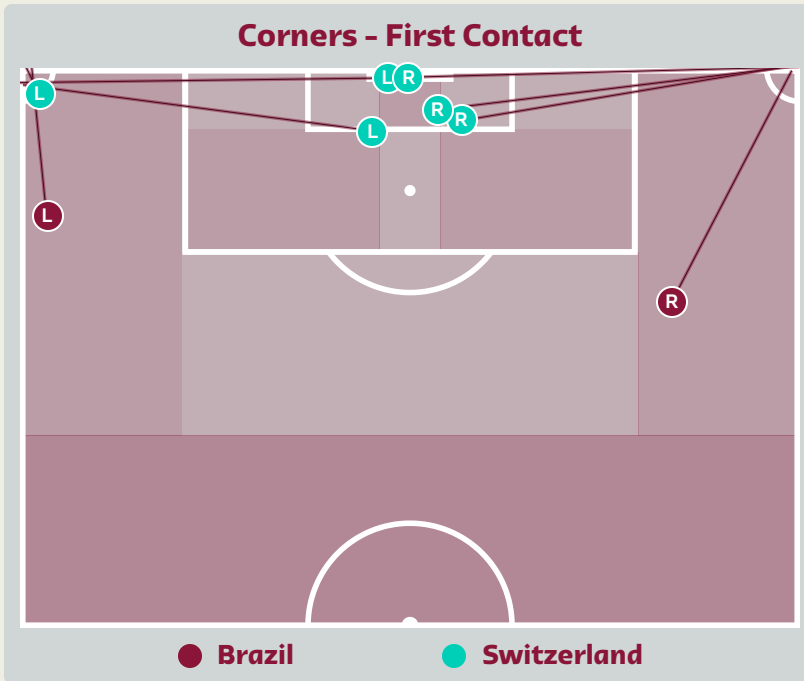


Brazil v Switzerland





Set Plays - Corners



Delivery Type	From Left Side	From Right Side	Total
Direct to Area	1	3	4
Short	3	1	4
Edge of Penalty Area	0	0	0

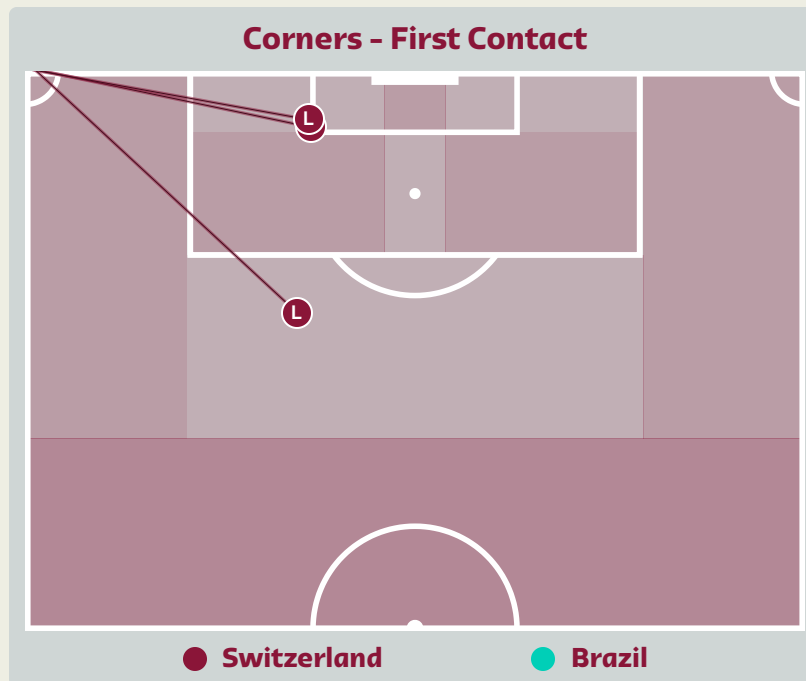
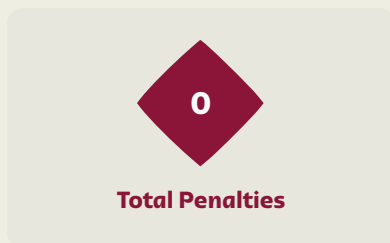
Delivery Style	Total
Inswing	0
Outswing	1
Driven	0

Free Kicks	
Type	Total
Direct	17
Direct (on target)	0
Direct (off target)	0
Indirect	1



Top 5 Player First Contacts		
Player	Team	Total
SOMMER Yann	Switzerland	2
BRUNO GUIMARAES	Brazil	1
RODRYGO	Brazil	1
ELVEDI Nico	Switzerland	1
AKANJI Manuel	Switzerland	1

Set Plays - Corners



Delivery Type	From Left Side	From Right Side	Total
Direct to Area	3	0	3
Short	0	0	0
Edge of Penalty Area	0	0	0

Delivery Style	Total
Inswing	3
Outswing	0
Driven	0

Free Kicks	
Type	Total
Direct	10
Direct (on target)	0
Direct (off target)	0
Indirect	3



Top 5 Player First Contacts		
Player	Team	Total
WIDMER Silvan	Switzerland	1
AKANJI Manuel	Switzerland	1
RODRIGUEZ Ricardo	Switzerland	1



FIFA WORLD CUP
Qatar 2022



INDIVIDUAL DATA IN POSSESSION



Brazil v Switzerland



In Possession - Distributions



#	Player	Passes Attempted	Passes Completed	Pass Completion %	Switches of Play	Crosses Attempted	Crosses Completed	Line Breaks Attempted	Line Breaks Completed	Line Break Completion %	Ball Progressions	Take Ons	Step Ins	Attempts at Goal	Goals
1	ALISSON	17	11	65%	1	0	0	5	1	20%	0	0	0	0	0
3	THIAGO SILVA	78	75	96%	1	0	0	17	15	88%	0	0	0	0	0
4	MARQUINHOS	93	91	98%	1	0	0	18	17	94%	4	0	4	0	0
5	CASEMIRO	48	40	83%	1	0	0	16	13	81%	1	0	1	2	1
6	ALEX SANDRO	69	60	87%	0	3	1	11	9	81%	2	1	1	0	0
7	LUCAS PAQUETA	38	33	87%	0	2	0	10	6	60%	1	0	1	0	0
8	FRED	27	24	89%	1	0	0	3	3	100%	0	0	0	0	0
9	RICHARLISON	6	3	50%	0	1	0	0	0	0%	1	1	0	1	0
11	RAPHINHA	27	23	85%	0	9	2	10	5	50%	0	0	0	1	0
14	EDER MILITAO	65	56	86%	1	1	0	15	12	80%	1	1	0	1	0
20	VINICIUS JUNIOR	22	19	86%	0	3	0	4	3	75%	4	2	2	1	0
16	ALEX TELLES	10	9	90%	0	0	0	6	5	83%	0	0	0	0	0
17	BRUNO GUIMARAES	22	18	82%	0	2	0	3	2	66%	2	1	1	1	0
18	GABRIEL JESUS	6	4	67%	0	0	0	0	0	0%	0	0	0	0	0
19	ANTONY	12	11	92%	0	4	0	3	2	66%	3	3	0	0	0
21	RODRYGO	25	21	84%	0	1	0	7	3	42%	4	3	1	2	0

In Possession - Offers & Receptions



			Offer movement types						
#	Player	Total Offers	In Front	In Between	Out to In	In to Out	In Behind	No Movement	Offers Received
1	ALISSON	7	0	0	0	0	0	7	3
3	THIAGO SILVA	30	3	1	0	0	1	25	21
4	MARQUINHOS	50	14	1	0	0	0	35	28
5	CASEMIRO	76	42	24	2	3	0	5	25
6	ALEX SANDRO	55	21	4	0	0	16	14	24
7	LUCAS PAQUETA	45	19	21	1	0	0	4	24
8	FRED	81	35	33	0	4	8	1	16
9	RICHARLISON	65	0	19	4	3	36	3	6
11	RAPHINHA	28	3	0	1	0	11	13	9
14	EDER MILITAO	51	17	4	1	0	3	26	25
20	VINICIUS JUNIOR	72	4	8	4	1	32	23	21
16	ALEX TELLES	7	2	0	0	0	3	2	3
17	BRUNO GUIMARAES	37	17	9	1	0	4	6	14
18	GABRIEL JESUS	10	0	2	1	1	5	1	3
19	ANTONY	4	0	0	0	1	2	1	1
21	RODRYGO	41	9	8	2	1	16	5	12

In Possession - Distributions

Switzerland

#	Player	Passes Attempted	Passes Completed	Pass Completion %	Switches of Play	Crosses Attempted	Crosses Completed	Line Breaks Attempted	Line Breaks Completed	Line Break Completion %	Ball Progressions	Take Ons	Step Ins	Attempts at Goal	Goals
1	SOMMER Yann	49	45	92%	0	0	0	6	3	50%	0	0	0	0	0
3	WIDMER Silvan	49	34	69%	0	1	0	14	7	50%	0	0	0	0	0
4	ELVEDI Nico	69	65	94%	0	0	0	19	17	89%	2	0	2	0	0
5	AKANJI Manuel	76	68	89%	2	0	0	27	22	81%	6	0	6	0	0
7	EMBOLO Breel	11	7	64%	0	0	0	0	0	0%	2	2	0	0	0
8	FREULER Remo	37	34	92%	0	0	0	10	8	80%	2	1	1	0	0
10	XHAKA Granit	66	58	88%	0	0	0	17	10	58%	0	0	0	0	0
13	RODRIGUEZ Ricardo	49	38	78%	0	4	1	17	8	47%	1	1	0	0	0
15	SOW Djibril	19	17	89%	0	0	0	3	3	100%	1	1	0	2	0
17	VARGAS Ruben	13	11	85%	0	6	2	4	1	25%	0	0	0	1	0
25	RIEDER Fabian	14	8	57%	0	0	0	3	0	0%	0	0	0	0	0
2	FERNANDES Edimilson	13	11	85%	0	0	0	1	1	100%	0	0	0	1	0
9	SEFEROVIC Haris	3	2	67%	0	0	0	1	1	100%	0	0	0	0	0
11	STEFFEN Renato	14	13	93%	0	0	0	2	2	100%	0	0	0	0	0
14	AEBISCHER Michel	3	2	67%	0	0	0	1	1	100%	0	0	0	0	0
20	FREI Fabian	3	2	67%	0	0	0	0	0	0%	0	0	0	0	0

In Possession - Offers & Receptions



#	Player	Total Offers	Offer movement types					Offers Received	
			In Front	In Between	Out to In	In to Out	In Behind		No Movement
1	SOMMER Yann	21	0	0	0	0	0	21	11
3	WIDMER Silvan	43	15	1	0	0	4	23	20
4	ELVEDI Nico	33	7	0	0	0	0	26	23
5	AKANJI Manuel	46	12	0	0	0	0	34	32
7	EMBOLO Breel	43	0	24	1	1	16	1	8
8	FREULER Remo	79	27	30	1	3	9	9	25
10	XHAKA Granit	89	52	28	3	0	0	6	34
13	RODRIGUEZ Ricardo	22	9	0	0	0	5	8	9
15	SOW Djibril	58	3	35	2	2	14	2	10
17	VARGAS Ruben	34	2	3	3	2	18	6	11
25	RIEDER Fabian	31	3	1	3	2	17	5	7
2	FERNANDES Edimilson	17	2	1	0	1	5	8	8
9	SEFEROVIC Haris	8	0	2	0	0	6	0	2
11	STEFFEN Renato	13	3	3	1	1	4	1	4
14	AEBISCHER Michel	20	1	9	0	0	7	3	3
20	FREI Fabian	11	1	2	0	1	4	3	3



FIFA WORLD CUP
Qatar 2022



INDIVIDUAL DATA OUT OF POSSESSION



Brazil v Switzerland



Out of Possession

Brazil



#	Player	Tackles Made / Won	Blocks	Interceptions	Pressing Direct	Pressing Indirect	Forced Turnovers	Duels Won - Aerial	Duels Won - Physical	Possession Contests won	Clearances	Loose Ball Receptions	Pushing On	Pushing On into Pressing	Possession Regains	Possession Interrupted
1	ALISSON	0 / 0	0	0	0	0	0	0	0	0	1	1	0	0	6	0
3	THIAGO SILVA	4 / 0	4	2	3	1	0	2	0	2	6	1	22	1	7	6
4	MARQUINHOS	5 / 3	1	1	3	2	0	3	0	3	2	7	18	4	7	4
5	CASEMIRO	3 / 1	4	4	3	27	0	3	0	4	3	5	50	15	11	1
6	ALEX SANDRO	5 / 2	5	3	3	5	0	1	0	3	2	9	27	2	9	3
7	LUCAS PAQUETA	0 / 0	0	0	1	26	0	1	0	2	0	5	22	7	0	0
8	FRED	3 / 0	0	0	2	21	0	0	1	1	3	2	28	13	0	3
9	RICHARLISON	0 / 0	1	1	2	51	0	0	1	1	0	2	49	25	1	0
11	RAPHINHA	2 / 0	2	0	3	21	0	0	0	0	0	2	24	16	0	1
14	EDER MILITAO	1 / 0	2	1	4	15	0	1	0	2	4	7	24	13	4	1
20	VINICIUS JUNIOR	3 / 0	1	0	5	33	0	0	0	1	0	4	27	23	1	2
16	ALEX TELLES	0 / 0	0	0	0	0	0	0	0	2	0	1	1	0	1	0
17	BRUNO GUIMARAES	0 / 0	0	0	1	15	0	0	0	0	0	3	13	9	0	0
18	GABRIEL JESUS	0 / 0	1	0	0	10	0	0	0	1	0	0	2	1	2	0
19	ANTONY	0 / 0	0	0	0	2	0	0	0	1	0	3	2	1	1	0
21	RODRYGO	1 / 1	2	0	4	19	0	0	0	0	0	3	14	8	1	1

Out of Possession

Switzerland

#	Player	Tackles Made / Won	Blocks	Interceptions	Pressing Direct	Pressing Indirect	Forced Turnovers	Duels Won - Aerial	Duels Won - Physical	Possession Contests won	Clearances	Loose Ball Receptions	Pushing On	Pushing On into Pressing	Possession Regains	Possession Interrupted
1	SOMMER Yann	0 / 0	0	0	0	0	0	0	0	0	0	2	0	0	7	0
3	WIDMER Silvan	4 / 2	3	0	9	16	0	0	0	1	5	2	30	14	5	0
4	ELVEDI Nico	0 / 0	4	1	1	2	0	4	2	6	7	5	14	1	8	5
5	AKANJJI Manuel	4 / 1	3	0	3	7	0	1	0	1	6	3	17	4	2	7
7	EMBOLO Breel	0 / 0	1	0	2	26	0	1	1	2	0	3	23	12	0	1
8	FREULER Remo	3 / 1	1	0	9	36	0	0	0	0	3	7	46	19	1	4
10	XHAKA Granit	2 / 0	4	0	1	12	0	1	0	2	5	4	52	10	2	6
13	RODRIGUEZ Ricardo	1 / 1	0	0	4	12	0	3	0	3	5	8	42	10	3	5
15	SOW Djibril	1 / 1	2	0	5	42	0	0	0	1	0	5	35	19	3	1
17	VARGAS Ruben	2 / 0	0	1	4	34	0	0	0	1	2	1	30	22	2	1
25	RIEDER Fabian	8 / 0	2	0	13	43	0	0	1	1	3	3	37	22	1	5
2	FERNANDES Edimilson	0 / 0	2	0	4	4	0	0	0	1	0	2	17	5	0	0
9	SEFEROVIC Haris	0 / 0	0	0	0	13	0	0	0	0	0	0	6	4	0	0
11	STEFFEN Renato	0 / 0	2	2	0	12	0	1	0	1	2	3	8	5	2	2
14	AEBISCHER Michel	0 / 0	0	0	3	17	0	0	0	0	0	0	9	6	0	0
20	FREI Fabian	1 / 1	0	0	1	9	0	0	0	0	0	1	8	7	1	0



FIFA WORLD CUP
Qatar 2022



INDIVIDUAL DATA PHYSICAL



Brazil v Switzerland



Physical Data



#	Player	Total Distance (m)	Zone 1: 0-7 km/h (m)	Zone 2: 7-15 km/h (m)	Zone 3: 15-20 km/h (m)	Zone 4: 20-25 km/h (m)	Zone 5: 25+ km/h (m)	High Speed Runs (Zone 4)	Sprints (Zone 5)	Top Speed (km/h)
1	ALISSON	5050.2	4066.9	869.1	88.9	14.1	10.6	12	2	27.9
3	THIAGO SILVA	8038.0	3897.6	2872.8	731.5	423.6	111.7	72	35	29.8
4	MARQUINHOS	9747.3	3433.0	4228.4	1286.6	584.8	213.5	122	44	32.8
5	CASEMIRO	10953.7	3271.9	5693.7	1489.7	449.1	49.3	118	34	28.6
6	ALEX SANDRO	9252.9	3058.1	4338.7	1249.1	492.3	114.7	102	38	31.7
7	LUCAS PAQUETA	5147.3	1898.8	2214.9	722.7	283.1	27.8	58	21	28.2
8	FRED	7619.6	1872.9	3659.7	1427.2	573.8	86.1	130	43	29.8
9	RICHARLISON	8471.7	2607.6	3631.0	1227.6	707.4	298.2	108	54	33.1
11	RAPHINHA	8087.8	2949.6	3148.6	1037.7	764.3	188.4	104	56	32.8
14	EDER MILITAO	10132.0	3763.0	3999.1	1375.9	615.0	378.9	133	56	34.1
20	VINICIUS JUNIOR	8999.2	4221.5	2467.6	1240.1	688.4	381.6	118	59	34.1
16	ALEX TELLES	1156.5	390.5	406.8	201.8	107.9	49.4	19	8	31.4
17	BRUNO GUIMARAES	4798.4	1302.8	2180.9	879.6	373.3	61.9	67	25	27.8
18	GABRIEL JESUS	2340.3	900.6	757.3	365.1	196.6	120.8	29	17	29.7
19	ANTONY	2422.8	780.6	1076.0	310.4	174.9	80.9	24	16	30.5
21	RODRYGO	6080.9	1550.0	2731.5	1143.2	562.5	93.6	92	33	29.6

Physical Data



#	Player	Total Distance (m)	Zone 1: 0-7 km/h (m)	Zone 2: 7-15 km/h (m)	Zone 3: 15-20 km/h (m)	Zone 4: 20-25 km/h (m)	Zone 5: 25+ km/h (m)	High Speed Runs (Zone 4)	Sprints (Zone 5)	Top Speed (km/h)
1	SOMMER Yann	4416.8	3499.8	802.1	92.3	22.5	0	12	3	21.9
3	WIDMER Silvan	8942.4	3073.5	3660.1	1319.0	583.9	305.8	123	49	33.4
4	ELVEDI Nico	9292.9	3299.9	4517.3	834.5	514.8	126.4	91	40	30.3
5	AKANJI Manuel	9101.5	3627.9	3796.2	1024.8	491.5	160.2	101	43	34.1
7	EMBOLO Breel	7323.1	3288.1	2359.5	919.8	489.9	265.8	80	45	33.0
8	FREULER Remo	11695.0	3527.2	5502.5	1918.0	677.1	70.2	159	48	28.5
10	XHAKA Granit	11058.1	3055.4	5505.8	1794.7	573.9	128.3	145	47	28.1
13	RODRIGUEZ Ricardo	9187.5	3936.8	3624.5	991.3	473.2	161.7	96	39	31.1
15	SOW Djibril	9302.5	2368.4	4766.6	1561.0	463.3	142.3	124	36	30.1
17	VARGAS Ruben	6631.8	2374.9	2691.2	935.1	466.2	165.1	95	35	33.5
25	RIEDER Fabian	7240.9	2165.0	3199.8	1218.7	572.0	84.7	107	47	30.4
2	FERNANDES Edimilson	4179.1	1189.0	1859.3	593.4	342.7	195.2	53	27	32.4
9	SEFEROVIC Haris	2377.3	783.3	887.2	327.8	270.1	108.9	25	18	32.0
11	STEFFEN Renato	3868.2	1379.8	1543.0	597.6	277.7	70.0	53	24	27.7
14	AEBISCHER Michel	2565.3	743.7	947.1	471.5	291.4	111.6	38	20	31.6
20	FREI Fabian	1443.0	370.6	545.3	311.1	209.0	7.1	24	13	26.6



FIFA WORLD CUP
Qatar 2022

