




Spain 1 - 1 Germany

Group E – Match 28
27 November 2022
22:00 Kick Off
Al Bayt Stadium



POST MATCH SUMMARY REPORT

Match Summary - Teams



Spain



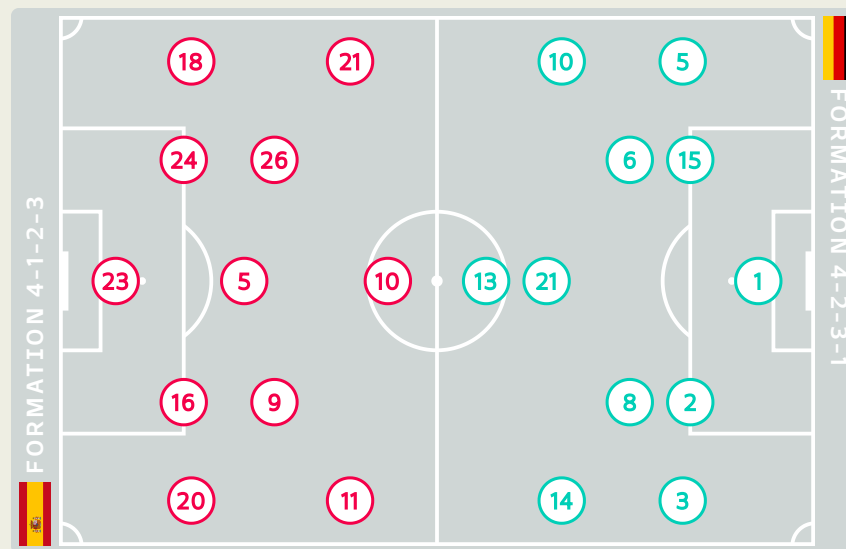
Germany

STARTING

23	GK	SIMON Unai	
5	MF	BUSQUETS Sergio (C)	44'
9	MF	GAVI	66'
10	FW	ASENSIO Marco	66'
11	FW	TORRES Ferran	54'
16	MF	RODRI	
18	DF	ALBA Jordi	82'
20	DF	CARVAJAL Dani	
21	FW	OLMO Dani	
24	DF	LAPORTE Aymeric	
26	MF	PEDRI	

SUBSTITUTES

1	GK	SANCHEZ Robert	
13	GK	RAYA David	
2	DF	AZPILICUETA Cesar	
3	DF	GARCIA Eric	
4	DF	TORRES Pau	
6	MF	LLORENTE Marcos	
7	FW	MORATA Alvaro	54' 62'
8	MF	KOKE	66'
12	FW	WILLIAMS Nico	66'
14	DF	BALDE Alejandro	82'
15	DF	GUILLAMON Hugo	
17	FW	PINO Yeremy	
19	MF	SOLER Carlos	
22	FW	SARABIA Pablo	
25	FW	FATI Ansu	



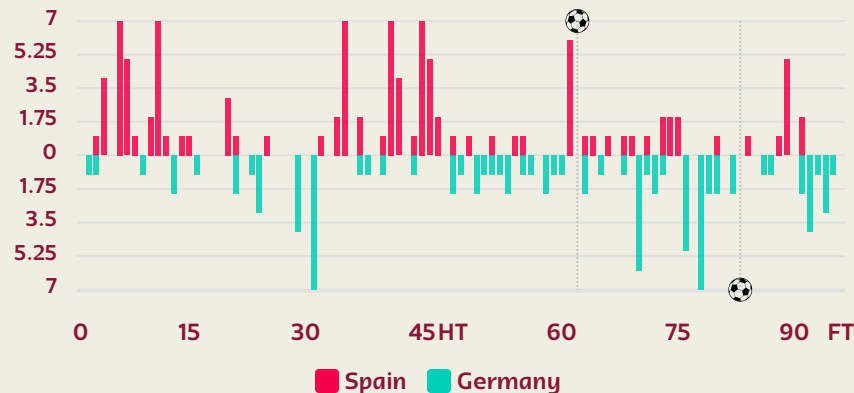
STARTING

(C) 1	GK	NEUER Manuel	
2	DF	RUEDIGER Antonio	
3	DF	RAUM David	87'
5	DF	KEHRER Thilo	69'
6	MF	KIMMICH Joshua	37' 60'
8	MF	GORETZKA Leon	58'
10	FW	GNABRY Serge	85'
13	MF	MUELLER Thomas	70'
14	MF	MUSIALA Jamal	
15	DF	SUELE Niklas	
21	MF	GUENDOGAN Ilkay	70'

SUBSTITUTES

12	GK	TRAPP Kevin	
22	GK	TER STEGEN Marc-Andre	
4	DF	GINTER Matthias	
7	FW	HAVERTZ Kai	
9	FW	FUELLKRUG Niclas	83' 70'
11	MF	GOETZE Mario	
16	DF	KLOSTERMANN Lukas	69'
17	MF	BRANDT Julian	
18	MF	HOFMANN Jonas	85'
19	MF	SANE Leroy	70'
20	DF	GUENTER Christian	
23	DF	SCHLOTTERBECK Nico	87'
24	FW	ADEYEMI Karim	
25	DF	BELLA KOTCHAP Armel	
26	FW	MOUKOKO Youssoufa	

Distribution in the Final Third



Match Summary - Key Statistics



Spain



Germany



Possession

Total	56.1%	10.9%	33%	Total
1	Goals			1
7 (3)	Attempts at Goal (On Target)			10 (4)
647 (565)	Total Passes (Complete)			352 (281)
87 %	Pass Completion %			80 %
128	Completed Line Breaks			71
13	Defensive Line Breaks			7
115	Receptions in the Final Third			95
9	Crosses			13
31	Ball Progressions			30
275 (45)	Defensive Pressures Applied (Direct Pressures)			387 (59)
79	Forced Turnovers			101
77	Second Balls			73
112.7 km	Total Distance Covered			115.5 km
17.6 km	High Speed (Zone 4) Distance Covered			18.2 km



Spain

Phases of Play

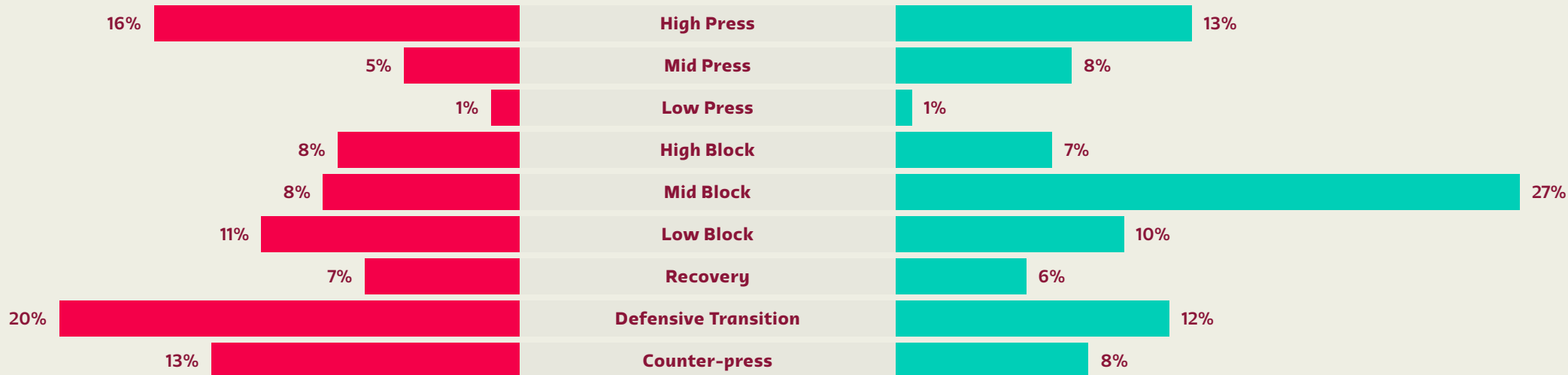
Germany



IN POSSESSION



OUT OF POSSESSION





FIFA WORLD CUP
Qatar 2022



IN POSSESSION

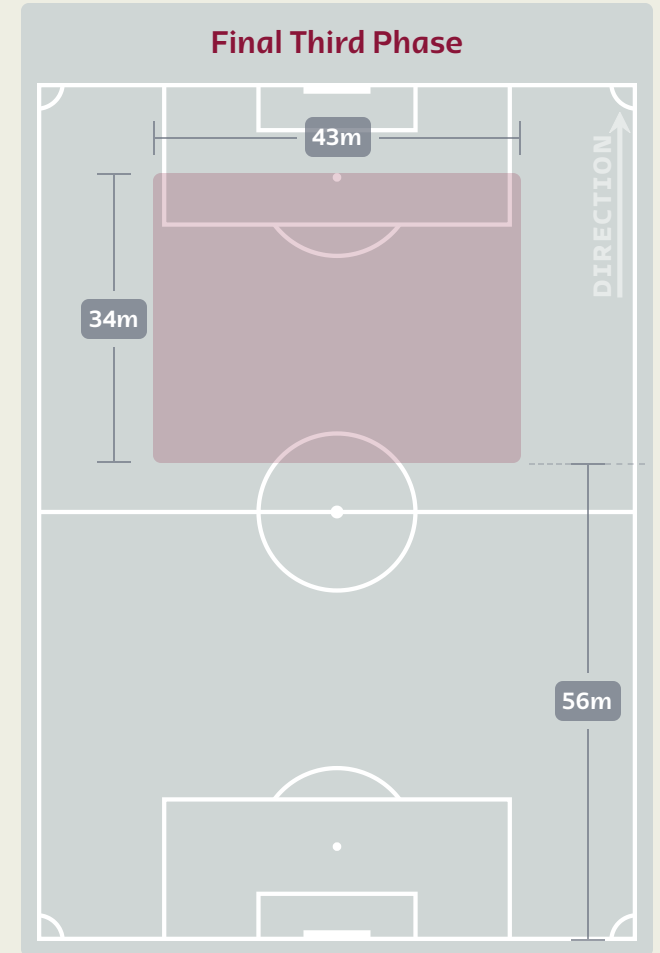
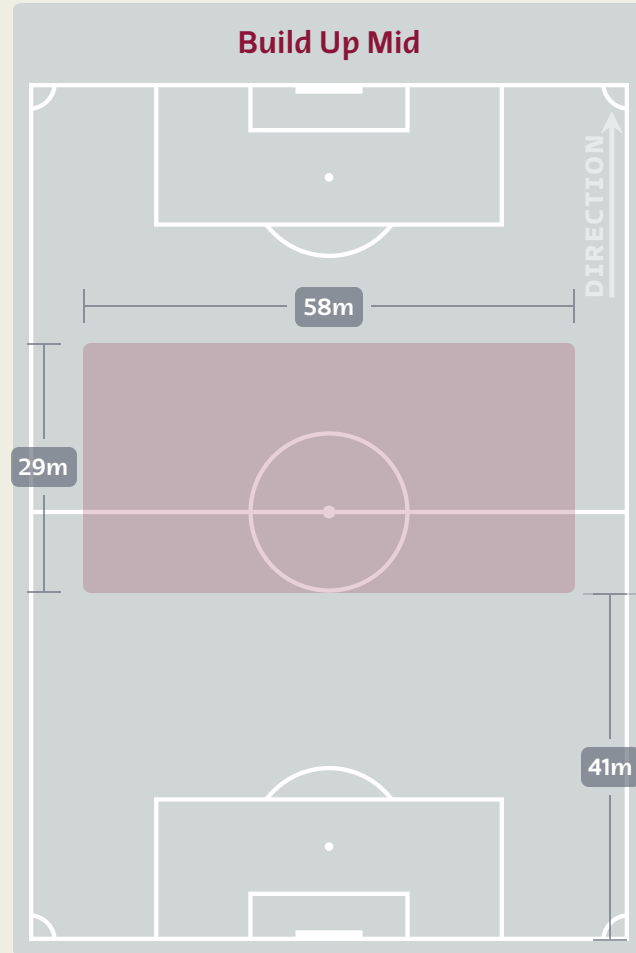
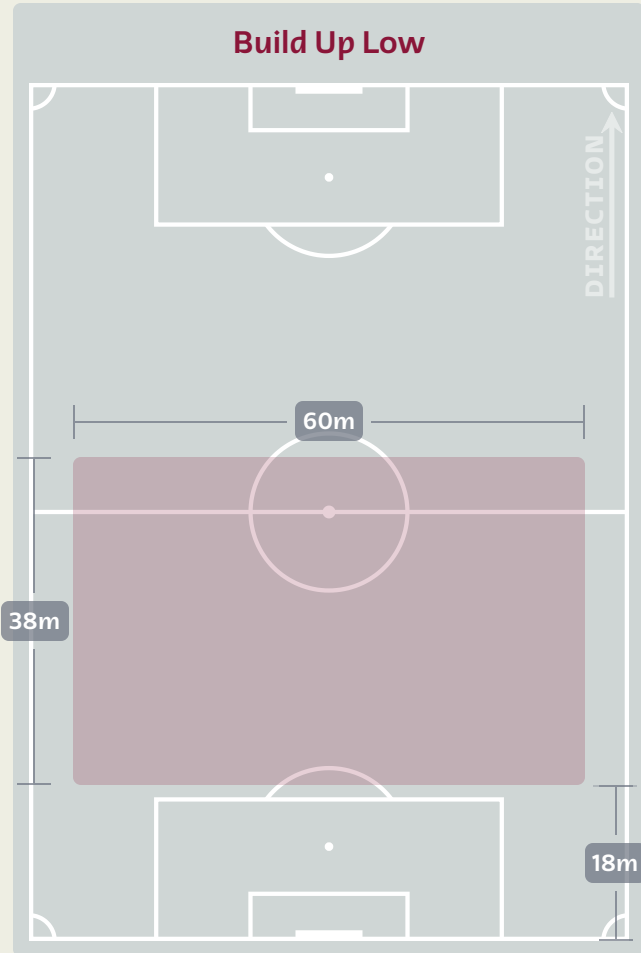


Spain v Germany



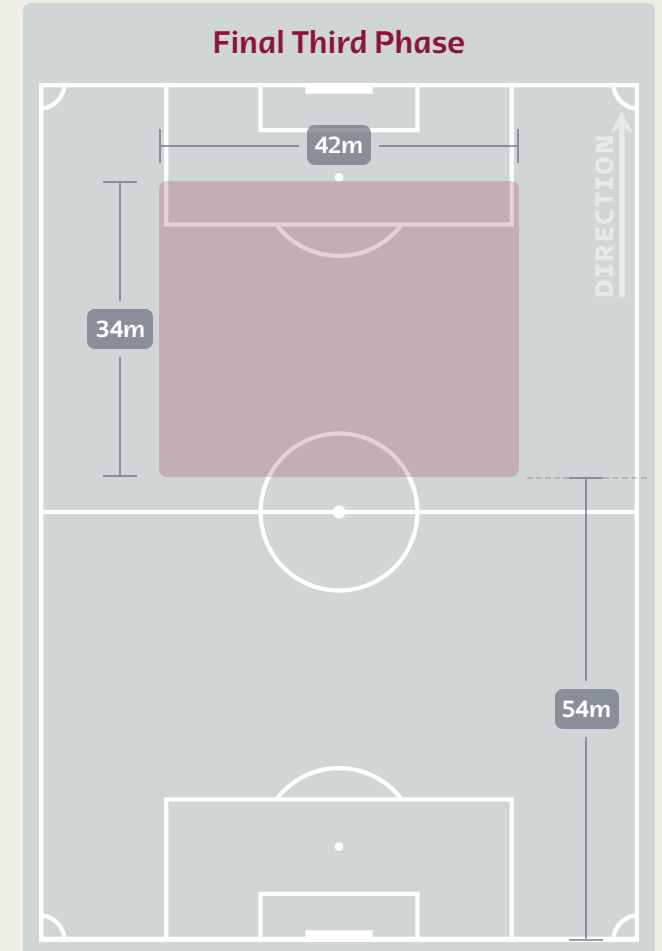
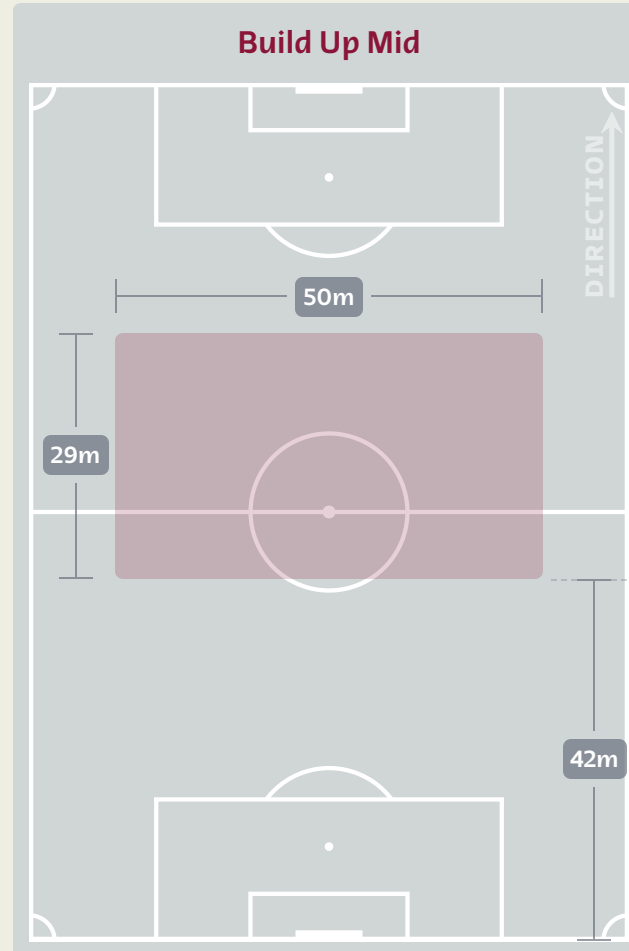
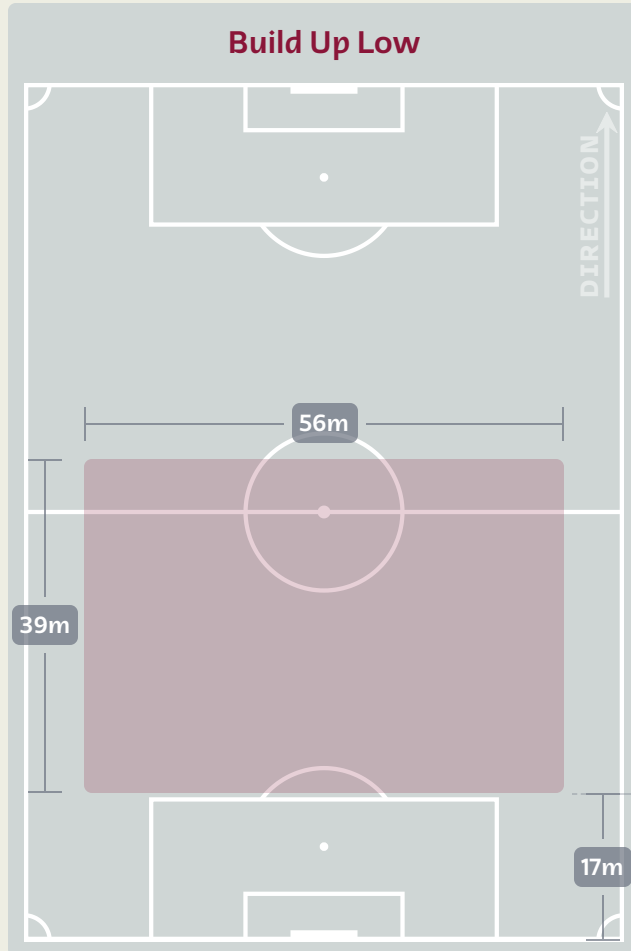
In Possession Line Height & Team Length

Spain



In Possession Line Height & Team Length

Germany



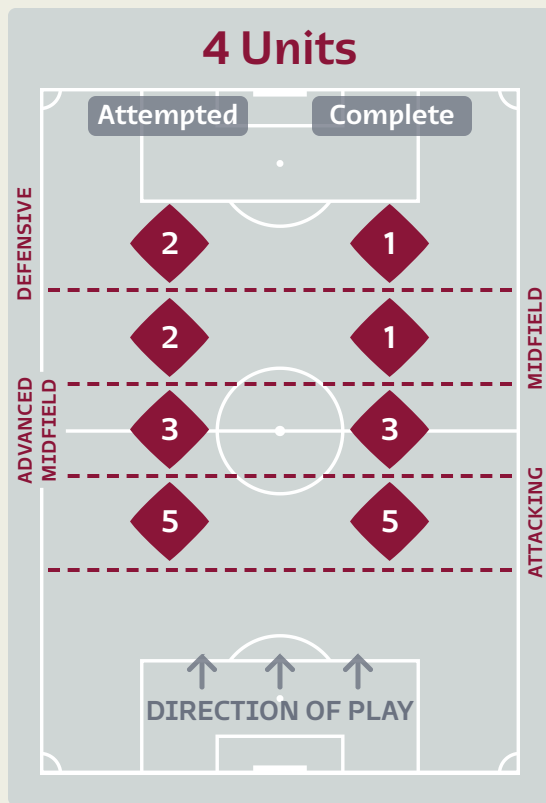

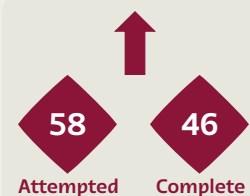
Line Breaks



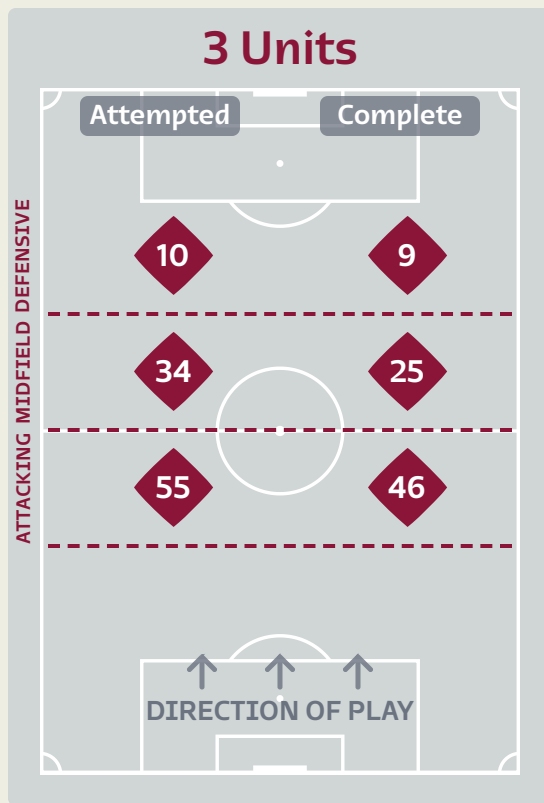
Spain

Attempted Line Breaks

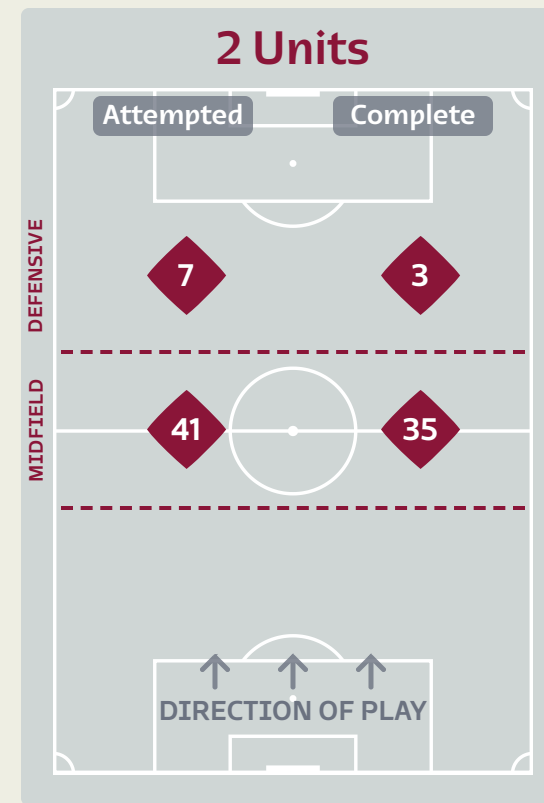
159



Attempted Line Breaks	12
Inside Shape	5
Outside Shape	7



Attempted Line Breaks	99
Inside Shape	52
Outside Shape	47



Attempted Line Breaks	48
Inside Shape	22
Outside Shape	26

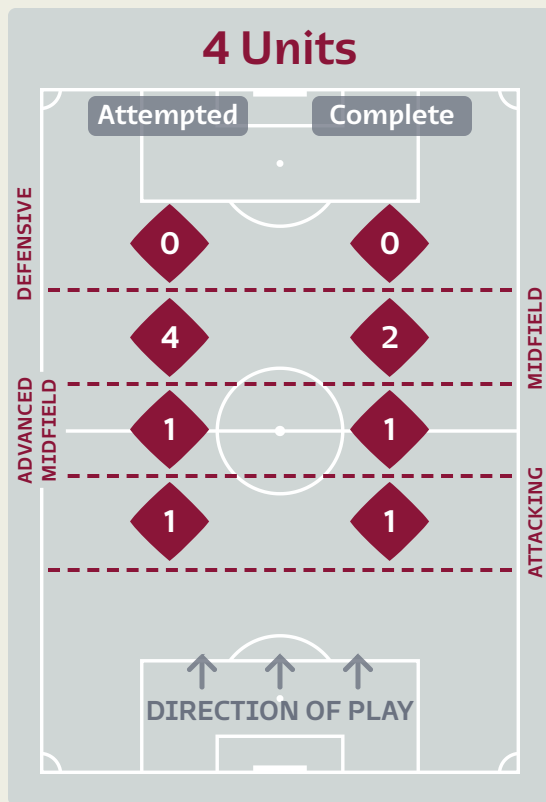
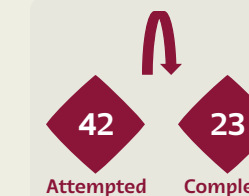
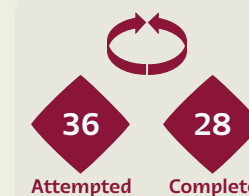
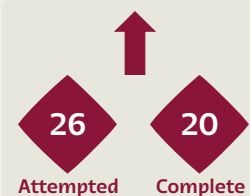
Line Breaks



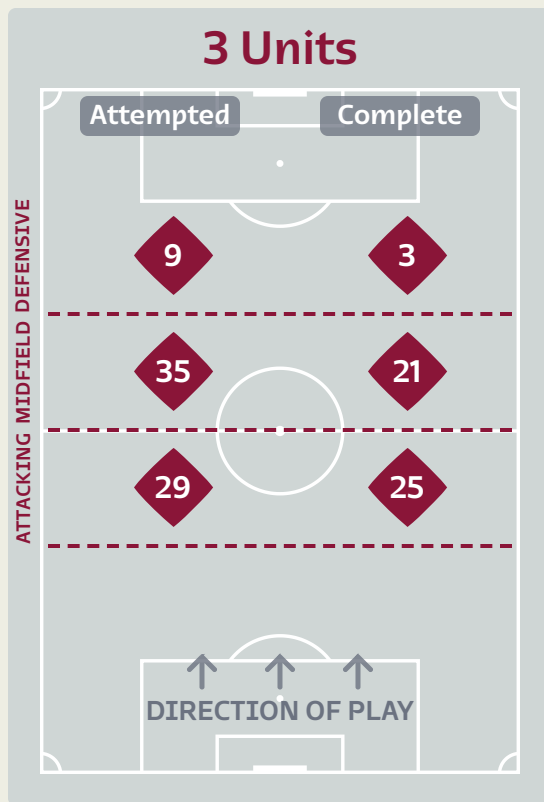
Germany

Attempted Line Breaks

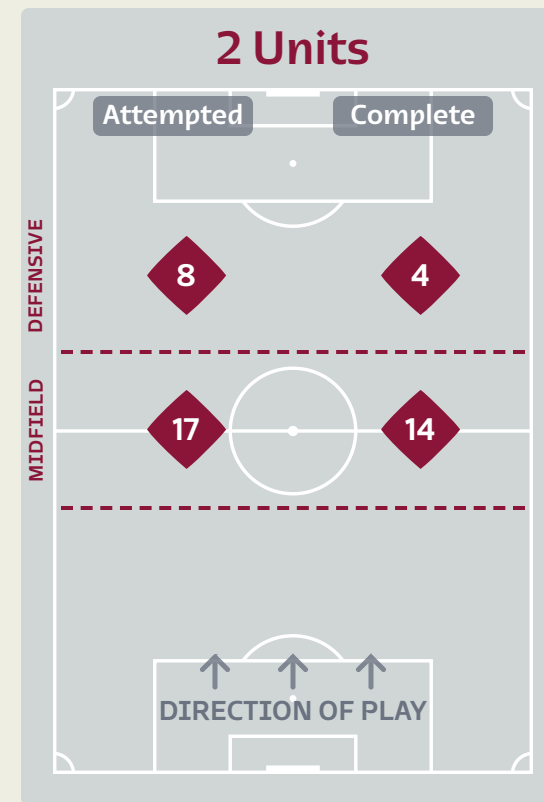
104



Attempted Line Breaks	6
Inside Shape	3
Outside Shape	3



Attempted Line Breaks	73
Inside Shape	44
Outside Shape	29



Attempted Line Breaks	25
Inside Shape	15
Outside Shape	10

Line Breaks

Spain



					4 Units				3 Units			2 Units		Direction			Distribution Type		
#	Player	Line Breaks Attempted	Line Breaks Completed	Line Break Completion %	Attacking Line	Attacking Midfield Line	Midfield Line	Defensive Line	Attacking Line	Midfield Line	Defensive Line	Midfield Line	Defensive Line	Through	Around	Over	Pass	Cross	Ball Progression
23	SIMON Unai	7	5	71%	0	0	0	0	4	3	0	0	0	1	1	5	7	0	0
5	BUSQUETS Sergio	8	8	100%	0	0	0	0	2	4	0	2	0	5	2	1	8	0	0
9	GAVI	3	3	100%	0	0	0	0	0	2	1	0	0	2	1	0	3	0	0
10	ASENSIO Marco	5	5	100%	0	1	0	0	0	0	2	2	0	2	2	1	4	0	1
11	TORRES Ferran	6	2	33%	0	0	0	1	1	2	0	1	1	1	5	0	6	0	0
16	RODRI	31	22	70%	1	0	0	0	19	5	0	6	0	11	12	8	31	0	0
18	ALBA Jordi	27	22	81%	0	1	1	0	7	4	2	10	2	9	13	5	25	1	1
20	CARVAJAL Dani	10	10	100%	0	0	0	0	4	3	0	3	0	4	6	0	9	0	1
21	OLMO Dani	6	3	50%	0	0	1	1	0	0	1	1	2	3	1	2	6	0	0
24	LAPORTE Aymeric	31	26	83%	4	1	0	0	14	4	2	6	0	9	13	9	29	0	2
26	PEDRI	20	19	95%	0	0	0	0	2	6	1	9	2	10	10	0	20	0	0
7	MORATA Alvaro	0	0	0%	0	0	0	0	0	0	0	0	0	0	0	0	0	0	0
8	KOKE	2	1	50%	0	0	0	0	1	0	0	1	0	0	2	0	2	0	0
12	WILLIAMS Nico	1	1	100%	0	0	0	0	0	0	1	0	0	1	0	0	1	0	0
14	BALDE Alejandro	2	1	50%	0	0	0	0	1	1	0	0	0	0	1	1	2	0	0

Line Breaks



					4 Units				3 Units			2 Units		Direction			Distribution Type		
#	Player	Line Breaks Attempted	Line Breaks Completed	Line Break Completion %	Attacking Line	Attacking Midfield Line	Midfield Line	Defensive Line	Attacking Line	Midfield Line	Defensive Line	Midfield Line	Defensive Line	Through	Around	Over	Pass	Cross	Ball Progression
1	NEUER Manuel	13	7	53%	0	0	0	0	5	8	0	0	0	1	1	11	13	0	0
2	RUEDIGER Antonio	12	10	83%	1	0	2	0	5	3	0	1	0	3	4	5	12	0	0
3	RAUM David	14	8	57%	0	0	1	0	4	4	0	3	2	1	6	7	11	1	2
5	KEHRER Thilo	9	7	77%	0	0	1	0	2	3	1	2	0	2	4	3	9	0	0
6	KIMMICH Joshua	9	7	77%	0	0	0	0	1	4	0	4	0	4	2	3	9	0	0
8	GORETZKA Leon	9	5	55%	0	0	0	0	1	4	2	2	0	2	3	4	8	0	1
10	GNABRY Serge	5	3	60%	0	0	0	0	1	1	1	1	1	3	2	0	5	0	0
13	MUELLER Thomas	0	0	0%	0	0	0	0	0	0	0	0	0	0	0	0	0	0	0
14	MUSIALA Jamal	6	3	50%	0	1	0	0	0	1	3	0	1	4	2	0	2	0	4
15	SUELE Niklas	19	15	78%	0	0	0	0	10	4	1	4	0	3	11	5	15	1	3
21	GUENDOGAN Ilkay	2	1	50%	0	0	0	0	0	1	0	0	1	1	0	1	2	0	0
9	FUELLKRUG Niclas	0	0	0%	0	0	0	0	0	0	0	0	0	0	0	0	0	0	0
16	KLOSTERMANN Lukas	2	2	100%	0	0	0	0	0	0	0	0	2	0	0	2	2	0	0
18	HOFMANN Jonas	0	0	0%	0	0	0	0	0	0	0	0	0	0	0	0	0	0	0
19	SANE Leroy	2	2	100%	0	0	0	0	0	1	0	0	1	2	0	0	2	0	0
23	SCHLOTTERBECK Nico	2	1	50%	0	0	0	0	0	1	1	0	0	0	1	1	2	0	0

Passing Networks



#	Passes From ↓ to →	SIMON Unai	BUSQUETS Sergio	GAVI	ASENSIO Marco	TORRES Ferran	RODRI	ALBA Jordi	CARVAJAL Dani	OLMO Dani	LAPORTE Aymeric	PEDRI	MORATA Alvaro	KOKE	WILLIAMS Nico	BALDE Alejandro
23	SIMON Unai	0	0	1	3	11	3	3	0	25	1	1	0	0	0	
5	BUSQUETS Sergio	3	0	2	0	1	4	6	3	6	5	8	0	1	1	
9	GAVI	0	1	0	0	2	1	1	1	1	1	0	1	0	0	
10	ASENSIO Marco	2	4	1	0	0	0	3	0	3	2	8	0	0	0	
11	TORRES Ferran	0	1	0	0	0	0	3	4	0	1	2	0	0	0	
16	RODRI	11	7	2	4	6	0	4	11	2	23	5	1	2	4	
18	ALBA Jordi	5	2	0	4	4	4	0	5	12	11	9	0	0	1	
20	CARVAJAL Dani	5	1	0	1	3	25	2	0	1	3	3	0	2	3	
21	OLMO Dani	0	0	0	7	2	1	9	0	0	3	8	0	0	1	
24	LAPORTE Aymeric	7	6	2	5	3	29	14	9	8	0	6	0	1	0	
26	PEDRI	2	6	2	6	1	4	7	6	6	9	0	1	1	2	
7	MORATA Alvaro	0	0	0	1	0	0	0	0	1	1	0	0	0	0	
8	KOKE	0	2	0	0	0	1	0	2	0	2	0	1	0	1	
12	WILLIAMS Nico	0	0	0	0	0	0	1	0	1	0	1	2	1	0	
14	BALDE Alejandro	0	1	0	0	0	1	0	0	1	4	1	0	0	0	

Top 5 Player to Player Passers		
Player	Passed To	% of Total Team Passes
LAPORTE Aymeric	RODRI	5.4%
SIMON Unai	LAPORTE Aymeric	4.6%
CARVAJAL Dani	RODRI	4.6%
RODRI	LAPORTE Aymeric	4.2%
LAPORTE Aymeric	ALBA Jordi	2.6%

Passing Networks

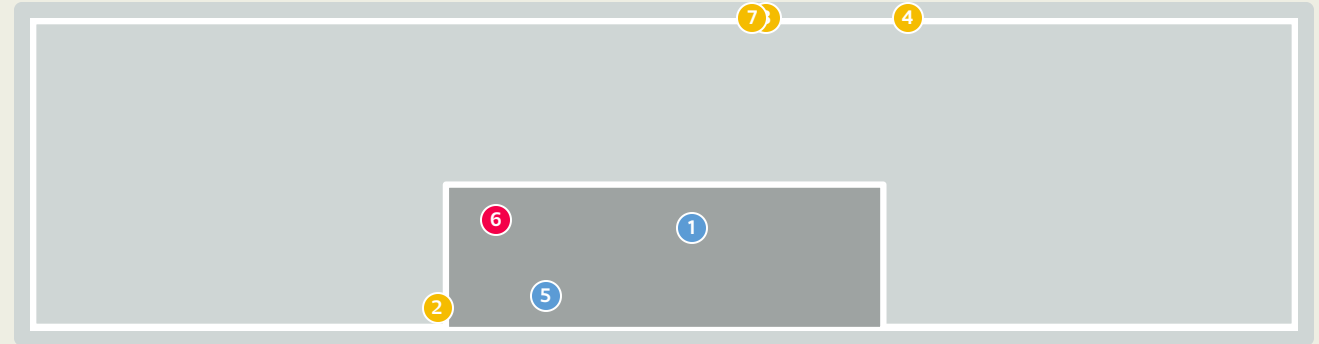
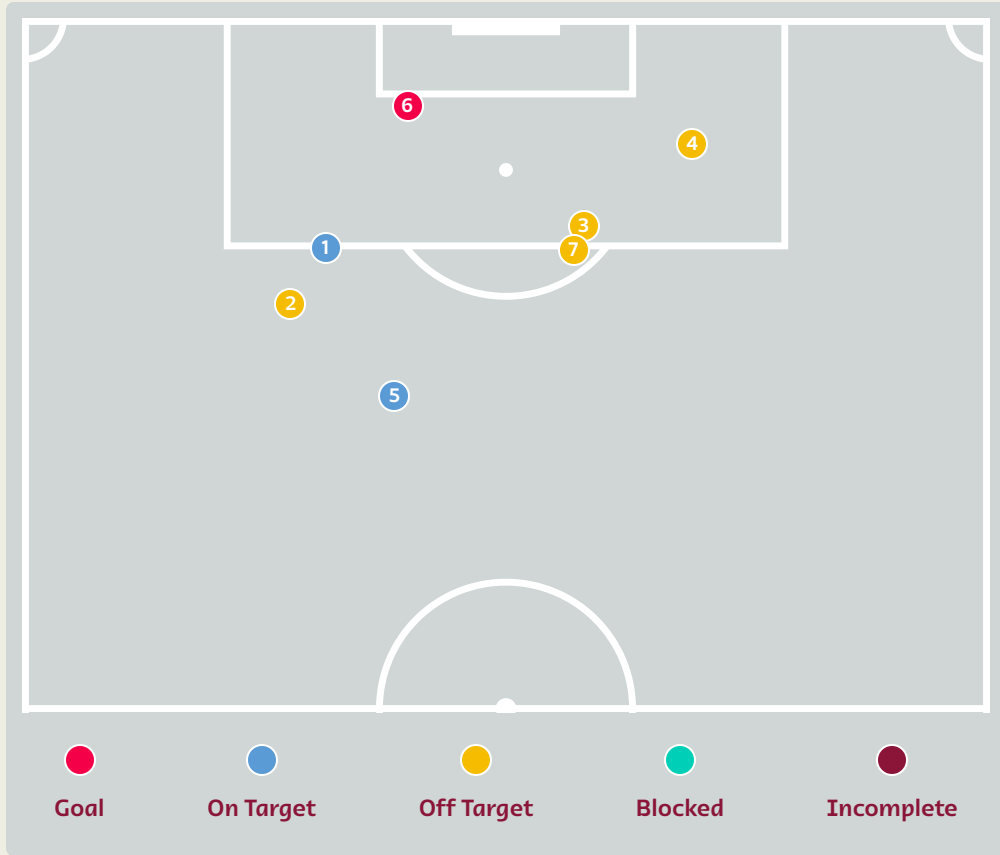
#	Passes From ↓ to →	NEUER Manuel	RUEDIGER Antonio	RAUM David	KEHRER Thilo	KIMMICH Joshua	GORETZKA Leon	GNABRY Serge	MUELLER Thomas	MUSIALA Jamal	SUELE Niklas	GUENDOGAN Ilkay	FUELLKRUG Niclas	KLOSTERMANN Lukas	HOFMANN Jonas	SANE Leroy	SCHLOTTERBECK Nico
1	NEUER Manuel	0	7	4	2	0	0	3	0	3	9	1	0	0	0	1	1
2	RUEDIGER Antonio	8	0	6	2	4	1	1	0	3	11	2	0	0	0	0	1
3	RAUM David	4	2	0	1	1	4	0	0	6	4	1	1	0	0	0	0
5	KEHRER Thilo	2	2	0	0	3	6	0	2	2	1	0	0	0	0	0	0
6	KIMMICH Joshua	1	4	2	3	0	3	1	1	6	2	1	1	0	1	0	0
8	GORETZKA Leon	1	3	2	1	2	0	2	0	0	1	3	1	0	0	1	1
10	GNABRY Serge	2	0	0	3	4	2	0	1	0	0	0	0	0	0	0	0
13	MUELLER Thomas	0	0	0	1	1	1	1	0	1	1	1	0	0	0	0	0
14	MUSIALA Jamal	0	3	4	0	1	1	2	3	0	1	0	0	0	0	1	0
15	SUELE Niklas	6	10	3	6	2	1	0	1	3	0	2	1	2	0	1	0
21	GUENDOGAN Ilkay	1	1	0	2	2	2	2	0	1	0	0	0	0	0	0	0
9	FUELLKRUG Niclas	0	1	1	0	2	0	0	0	0	0	0	0	0	0	1	0
16	KLOSTERMANN Lukas	1	1	0	0	0	0	0	0	0	1	0	1	0	0	1	0
18	HOFMANN Jonas	0	0	0	0	0	1	0	0	0	0	0	0	0	0	0	0
19	SANE Leroy	0	0	0	0	0	1	0	0	2	0	0	1	1	0	0	0
23	SCHLOTTERBECK Nico	0	1	0	0	0	0	0	0	1	0	0	0	0	1	0	0

Germany



Top 5 Player to Player Passers		
Player	Passed To	% of Total Team Passes
RUEDIGER Antonio	SUELE Niklas	4.1%
SUELE Niklas	RUEDIGER Antonio	3.7%
NEUER Manuel	SUELE Niklas	3.3%
RUEDIGER Antonio	NEUER Manuel	3%
NEUER Manuel	RUEDIGER Antonio	2.6%

Attempts at Goal




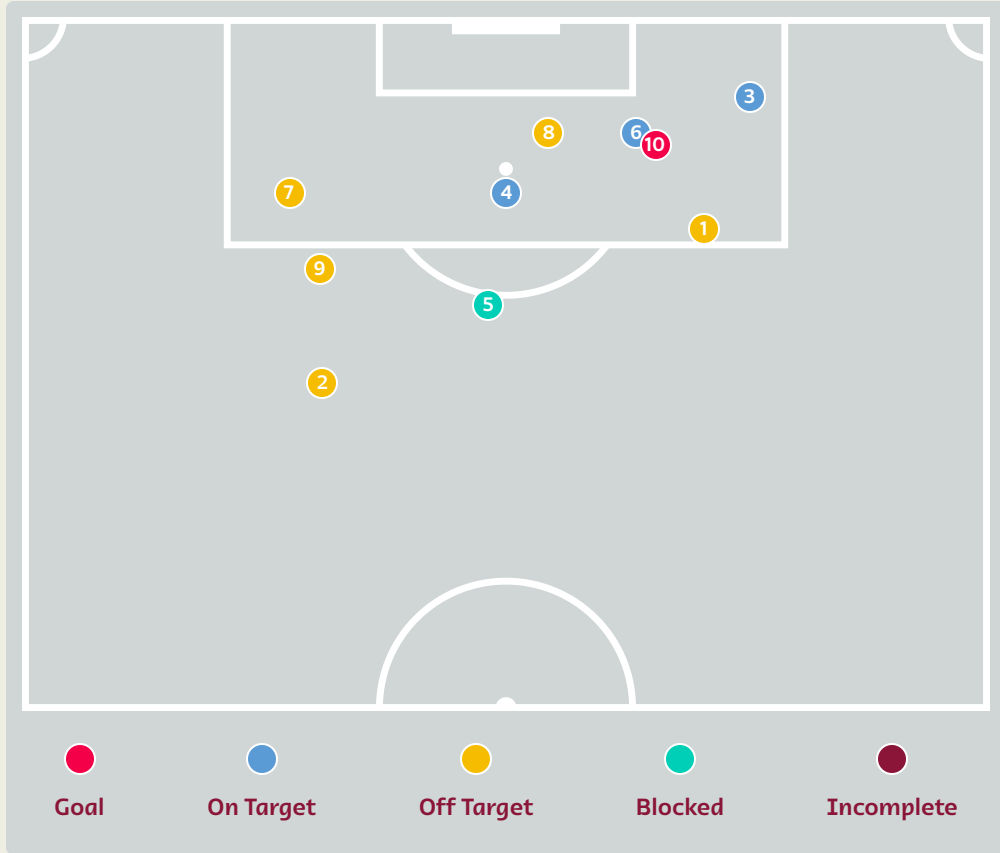
Key	Outcome	Shots
●	Goals	1
●	On Target	2
●	Off Target	4
●	Blocked	0
●	Incomplete	0

Attempts at Goal

Spain

Time	Player	Outcome	Body Part	Delivery Type
6	21 OLMO Dani	On Target - Saved	Right Foot	Pass
21	18 ALBA Jordi	Off Target	Right Foot	Pass
25	11 TORRES Ferran	Deflected Off Target - Defensive Event	Left Foot	Pass
35	11 TORRES Ferran	Deflected Off Target - Defensive Event	Right Foot	Pass
58	21 OLMO Dani	On Target - Saved	Right Foot	Other
61	7 MORATA Alvaro	On Target - Goal	Right Foot	Cross
64	10 ASENSIO Marco	Off Target	Left Foot	Pass

Attempts at Goal



Key	Outcome	Shots
●	Goals	1
●	On Target	3
●	Off Target	5
●	Blocked	1
●	Incomplete	0

Attempts at Goal

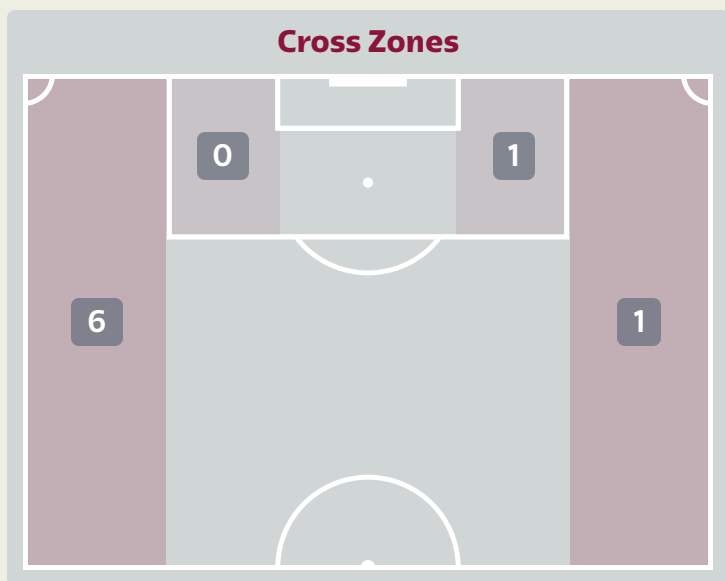
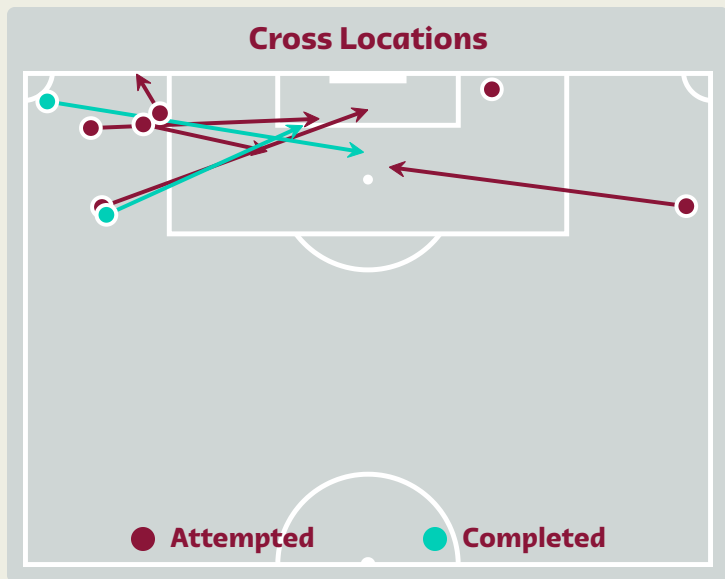


Time	Player	Outcome	Body Part	Delivery Type
24	10 GNABRY Serge	Off Target	Left Foot	Loose Ball
29	2 RUEDIGER Antonio	Off Target	Right Foot	Pass
44	2 RUEDIGER Antonio	On Target - Saved	Right Foot	Freekick
55	6 KIMMICH Joshua	On Target - Saved	Right Foot	Pass
63	8 GORETZKA Leon	Incomplete - Blocked	Right Foot	Loose Ball
72	14 MUSIALA Jamal	On Target - Saved	Right Foot	Pass
72	10 GNABRY Serge	Deflected Off Target - Defensive Event	Right Foot	Loose Ball
73	9 FUELLKRUG Niclas	Off Target	Head	Corner
80	6 KIMMICH Joshua	Deflected Off Target - Defensive Event	Right Foot	Freekick
82	9 FUELLKRUG Niclas	On Target - Goal	Right Foot	Other

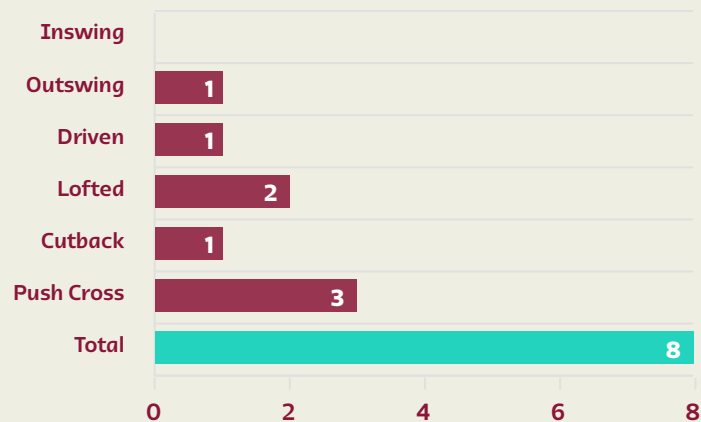
Spain



Crosses (Open Play)



Delivery Type



Attempted

8

Completed

2

Most Crosses Attempted

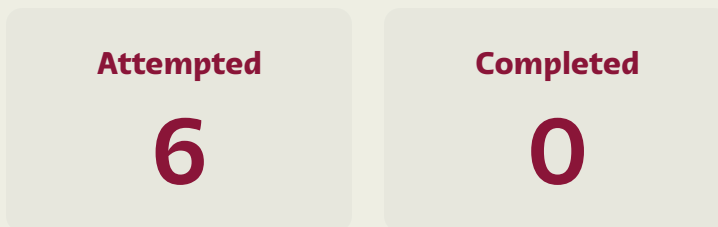
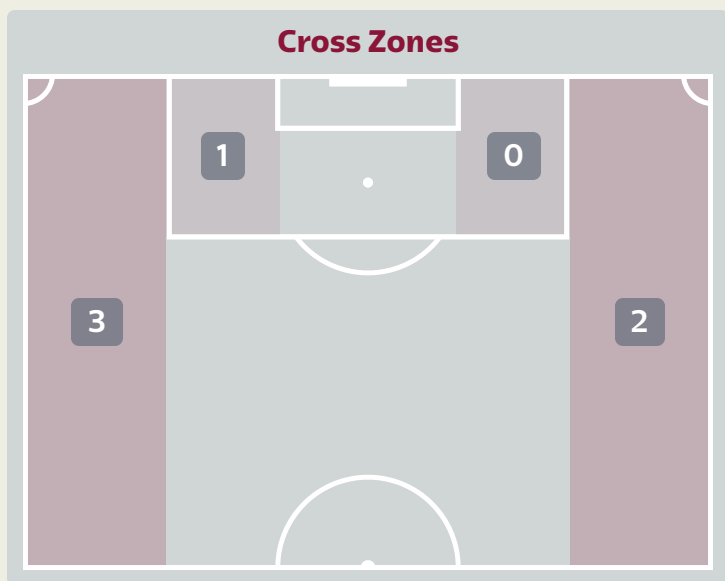
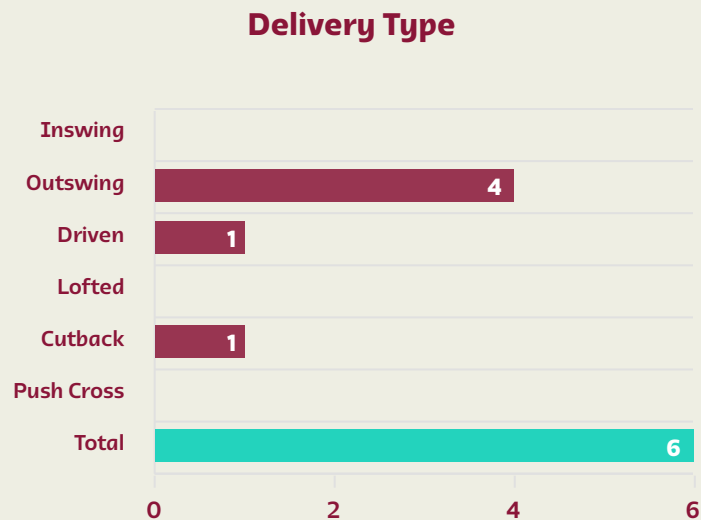
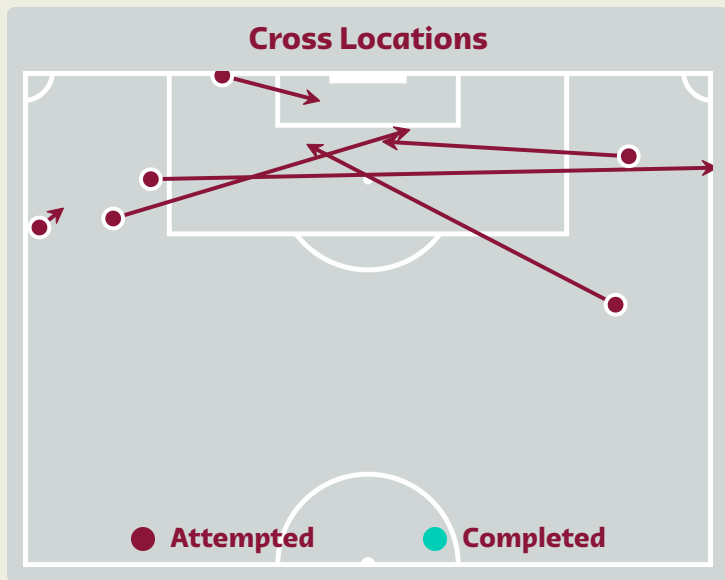
4

ASENSIO Marco
CENTRE FORWARD

#	Player	Inswing	Outswing	Driven	Lofted	Cutback	Push Cross	Total Attempted
23	SIMON Unai	0	0	0	0	0	0	0
5	BUSQUETS Sergio	0	0	0	0	0	0	0
9	GAVI	0	0	1	0	0	0	1
10	ASENSIO Marco	0	1	0	1	1	1	4
11	TORRES Ferran	0	0	0	0	0	0	0
16	RODRI	0	0	0	0	0	0	0
18	ALBA Jordi	0	0	0	0	0	2	2
20	CARVAJAL Dani	0	0	0	0	0	0	0
21	OLMO Dani	0	0	0	1	0	0	1
24	LAPORTE Aymeric	0	0	0	0	0	0	0
26	PEDRI	0	0	0	0	0	0	0
7	MORATA Alvaro	0	0	0	0	0	0	0
8	KOKE	0	0	0	0	0	0	0
12	WILLIAMS Nico	0	0	0	0	0	0	0
14	BALDE Alejandro	0	0	0	0	0	0	0



Crosses (Open Play)



#	Player	Inswing	Outswing	Driven	Lofted	Cutback	Push Cross	Total Attempted
1	NEUER Manuel	0	0	0	0	0	0	0
2	RUEDIGER Antonio	0	0	0	0	0	0	0
3	RAUM David	0	3	0	0	0	0	3
5	KEHRER Thilo	0	0	0	0	0	0	0
6	KIMMICH Joshua	0	0	0	0	0	0	0
8	GORETZKA Leon	0	0	0	0	0	0	0
10	GNABRY Serge	0	0	0	0	0	0	0
13	MUELLER Thomas	0	0	0	0	0	0	0
14	MUSIALA Jamal	0	0	1	0	0	0	1
15	SUELE Niklas	0	1	0	0	0	0	1
21	GUENDOGAN Ilkay	0	0	0	0	0	0	0
9	FUELLKRUG Niclas	0	0	0	0	0	0	0
16	KLOSTERMANN Lukas	0	0	0	0	0	0	0
18	HOFMANN Jonas	0	0	0	0	0	0	0
19	SANE Leroy	0	0	0	0	1	0	1
23	SCHLOTTERBECK Nico	0	0	0	0	0	0	0

Spain



Offering to Receive

633

Total Offers Made

246

Total Offers Received

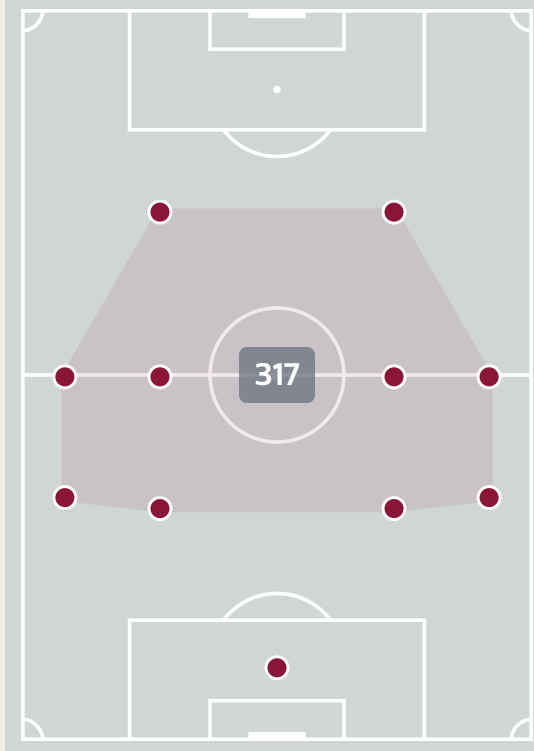
Most Offers

130

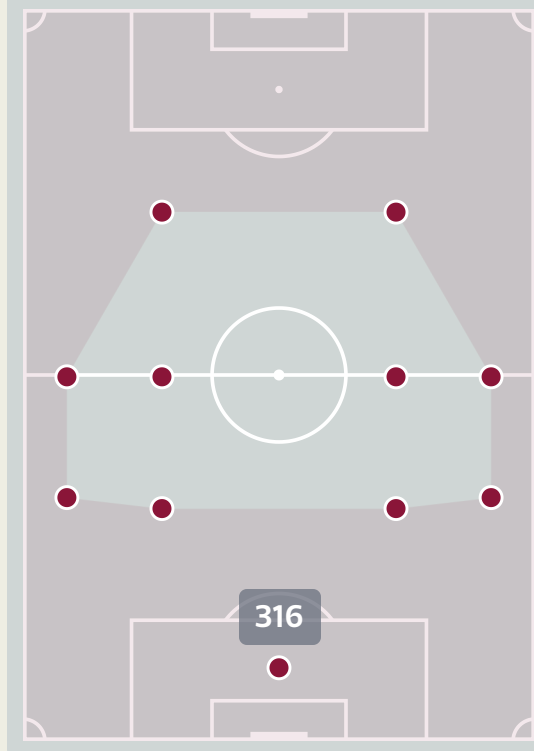
PEDRI
LEFT CENTRE MIDFIELD

#	Player	Offers Made	Offers Received	% Made & Received
23	SIMON Unai	29	19	65.5%
5	BUSQUETS Sergio	78	23	29.5%
9	GAVI	31	4	12.9%
10	ASENSIO Marco	69	26	37.7%
11	TORRES Ferran	31	11	35.5%
16	RODRI	14	8	57.1%
18	ALBA Jordi	32	14	43.8%
20	CARVAJAL Dani	60	34	56.7%
21	OLMO Dani	58	23	39.7%
24	LAPORTE Aymeric	16	9	56.2%
26	PEDRI	130	46	35.4%
7	MORATA Alvaro	20	7	35%
8	KOKE	38	9	23.7%
12	WILLIAMS Nico	17	8	47.1%
14	BALDE Alejandro	10	5	50%

Offers Made Inside Shape



Offers Made Outside Shape



132

Offers Made in Final Third

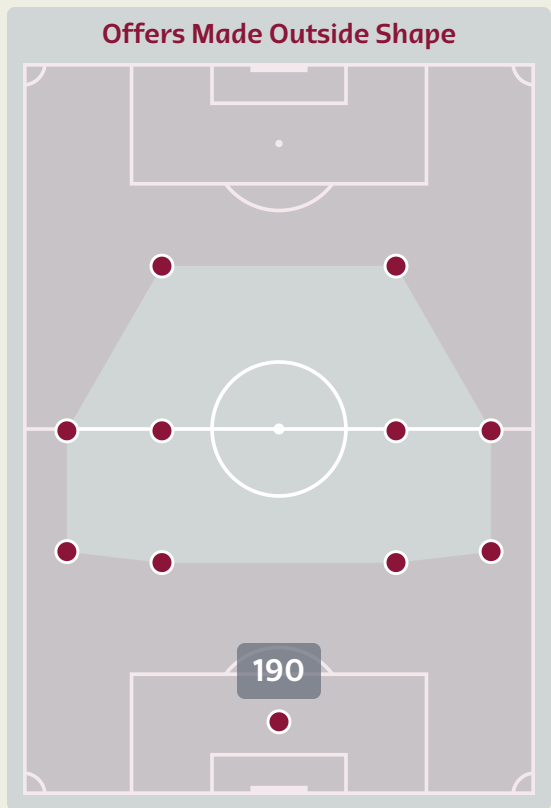
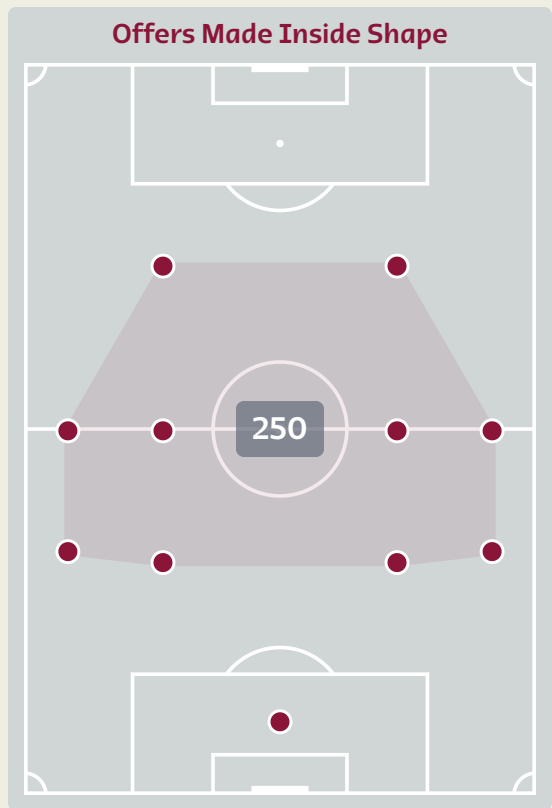
323

Offers Made in Middle Third

178

Offers Made in Defensive Third

Offering to Receive



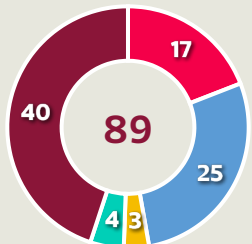
#	Player	Offers Made	Offers Received	% Made & Received
1	NEUER Manuel	20	14	70%
2	RUEDIGER Antonio	24	13	54.2%
3	RAUM David	32	14	43.8%
5	KEHRER Thilo	30	12	40%
6	KIMMICH Joshua	46	7	15.2%
8	GORETZKA Leon	19	4	21.1%
10	GNABRY Serge	27	10	37%
13	MUELLER Thomas	31	5	16.1%
14	MUSIALA Jamal	67	18	26.9%
15	SUELE Niklas	26	15	57.7%
21	GUENDOGAN Ilkay	51	10	19.6%
9	FUELLKRUG Niclas	17	3	17.6%
16	KLOSTERMANN Lukas	8	2	25%
18	HOFMANN Jonas	5	0	0%
19	SANE Leroy	32	9	28.1%
23	SCHLOTTERBECK Nico	5	1	20%



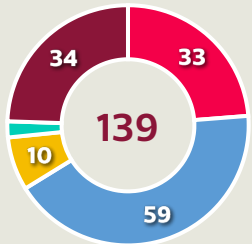
Movement to Receive

Movement Types by Phase

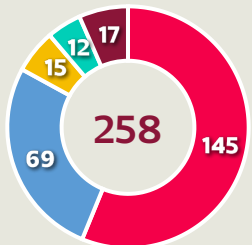
Final Third Phase



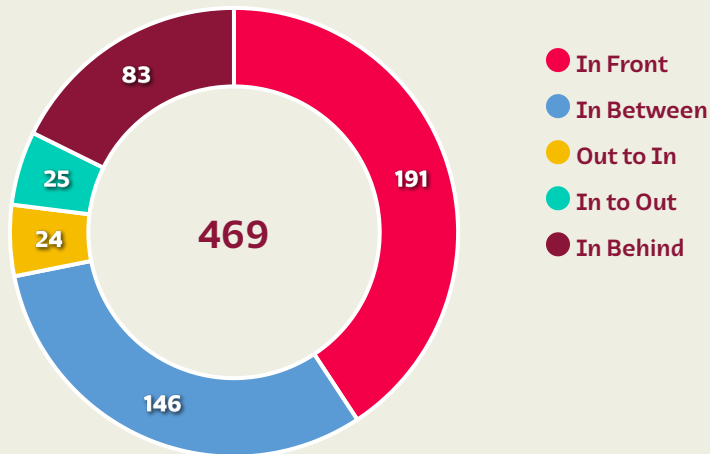
Progression Phase



Build Up Phase



All Movement Types

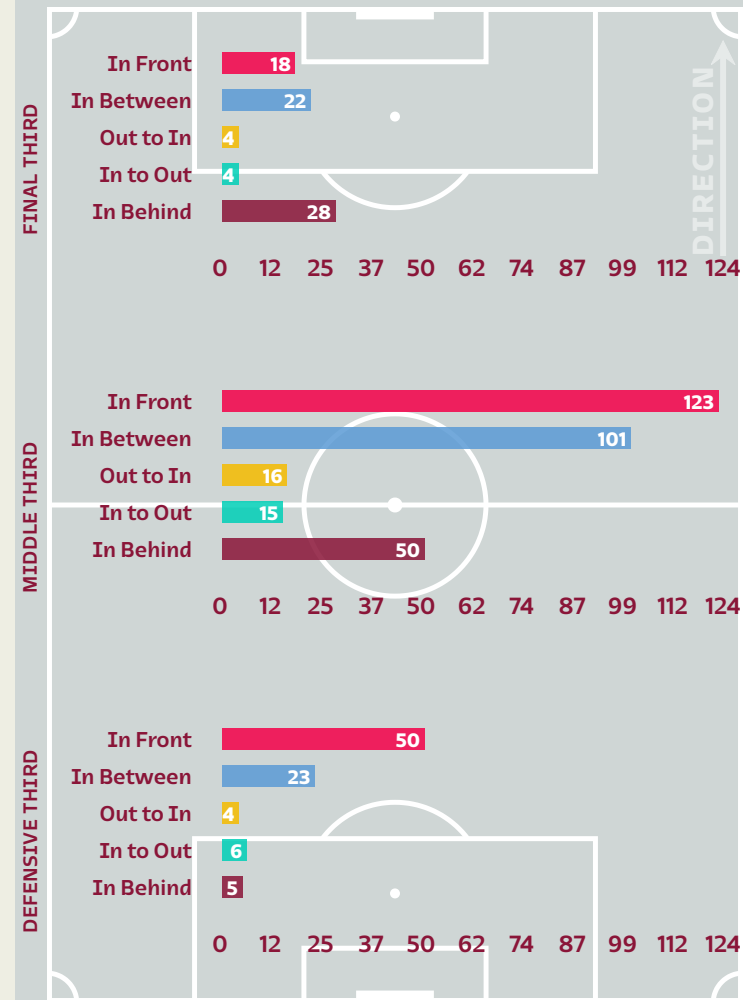


- In Front
- In Between
- Out to In
- In to Out
- In Behind

Top Ranked Players

Type	Player	Movements
In Front	5 BUSQUETS Sergio	57
In Between	10 ASENSIO Marco	41
Out to In	26 PEDRI	6
In to Out	26 PEDRI	9
In Behind	21 OLMO Dani	21

Movement Types Pitch Third

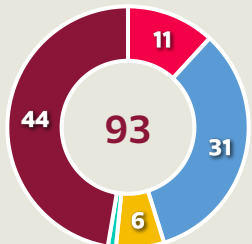




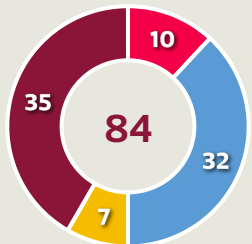
Movement to Receive

Movement Types by Phase

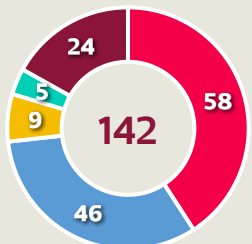
Final Third Phase



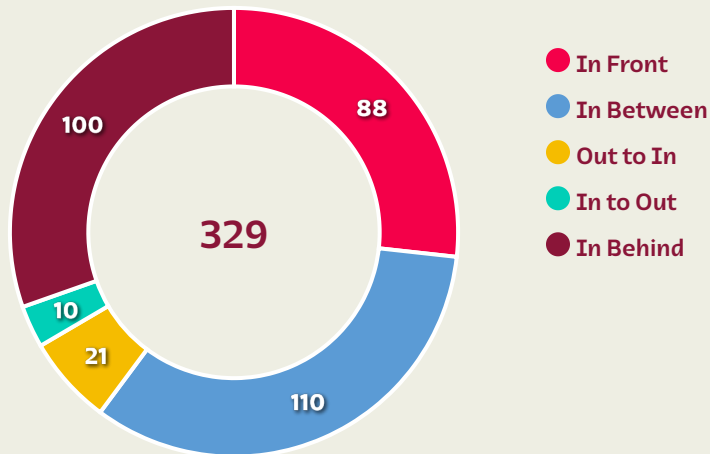
Progression Phase



Build Up Phase



All Movement Types

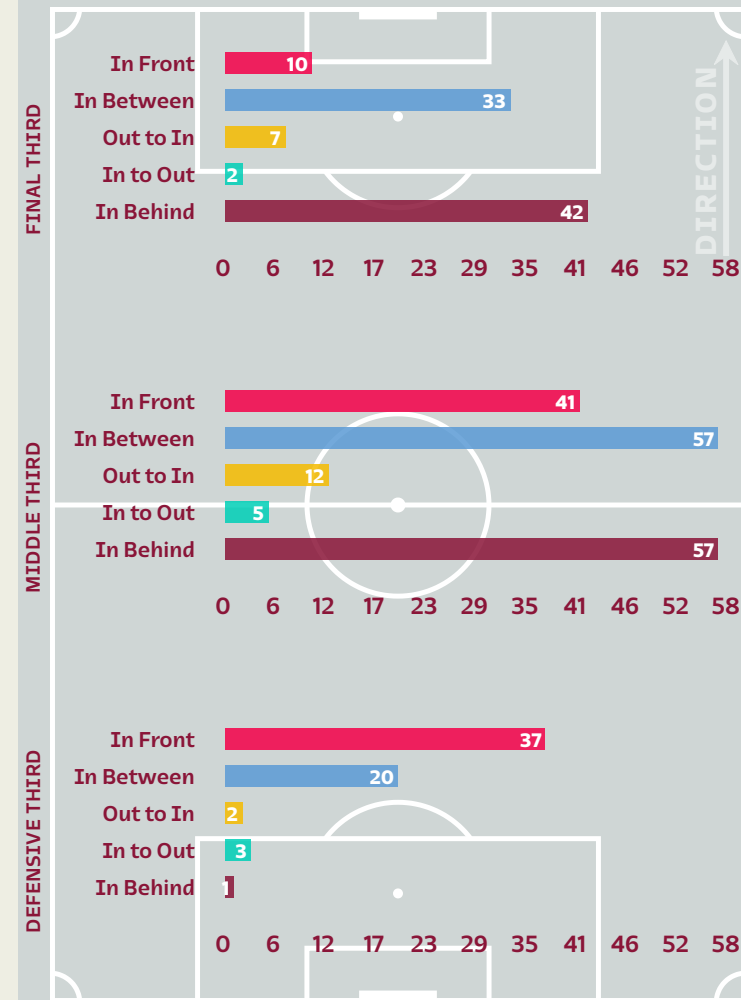


- In Front
- In Between
- Out to In
- In to Out
- In Behind

Top Ranked Players

Type	Player	Movements
In Front	6 KIMMICH Joshua	32
In Between	14 MUSIALA Jamal	28
Out to In	14 MUSIALA Jamal	10
In to Out	14 MUSIALA Jamal	3
In Behind	14 MUSIALA Jamal	17

Movement Types Pitch Third





FIFA WORLD CUP
Qatar 2022



OUT OF POSSESSION



Spain v Germany

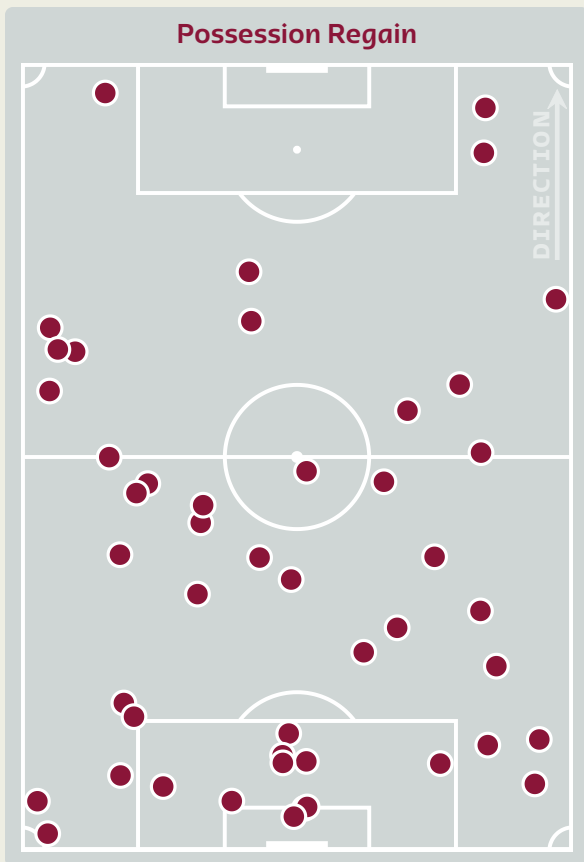
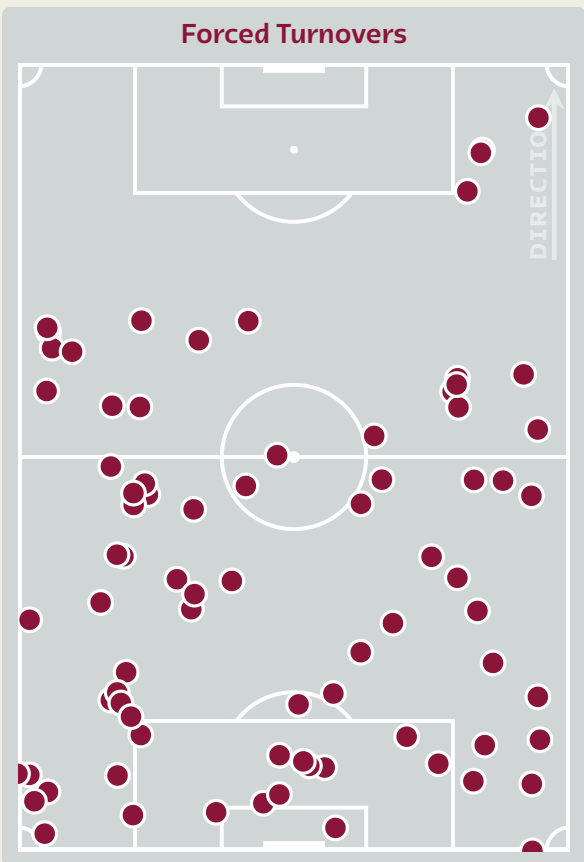


Spain

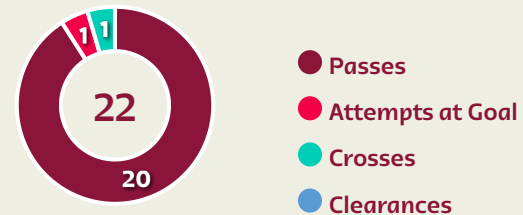


Defensive Actions

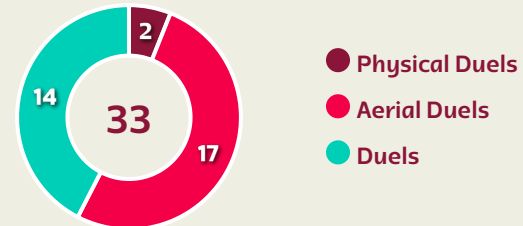
79 Forced Turnovers	50 Possession Regained	6 Interceptions	40 Tackles	5.55 Possession Actions / Defensive Action
-------------------------------	----------------------------------	---------------------------	----------------------	--



Blocks



Possession Contests



Most Possession Regains

8

ALBA Jordi
LEFT BACK

#	Player	Total Possession Regains
23	SIMON Unai	6
5	BUSQUETS Sergio	5
9	GAVI	2
10	ASENSIO Marco	1
11	TORRES Ferran	0
16	RODRI	4
18	ALBA Jordi	8
20	CARVAJAL Dani	7
21	OLMO Dani	4
24	LAPORTE Aymeric	1
26	PEDRI	7
7	MORATA Alvaro	1
8	KOKE	2
12	WILLIAMS Nico	1
14	BALDE Alejandro	1

Defensive Actions

101

Forced Turnovers

52

Possession Regained

8

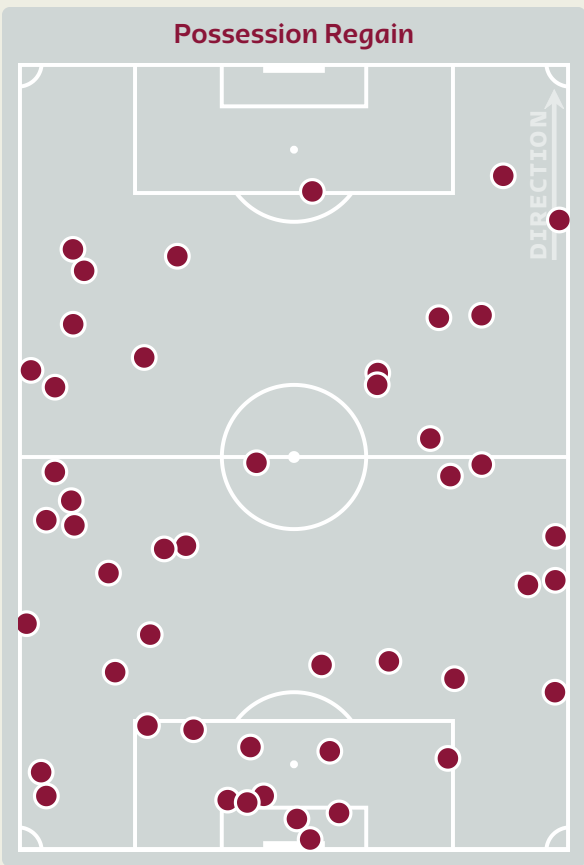
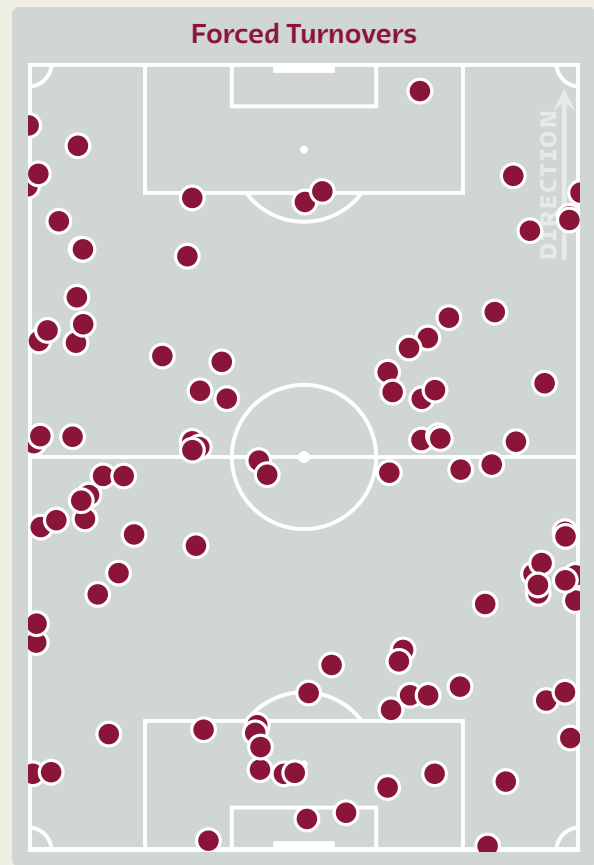
Interceptions

45

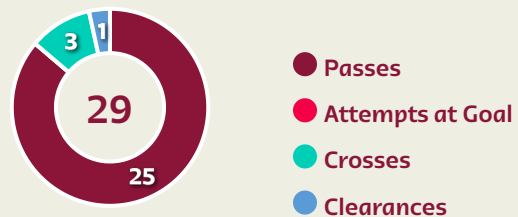
Tackles

3.14

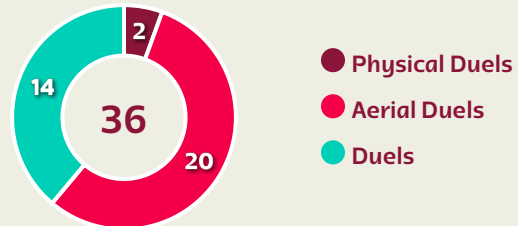
Possession Actions / Defensive Action



Blocks



Possession Contests



Most Possession Regains

12

RAUM David

LEFT BACK

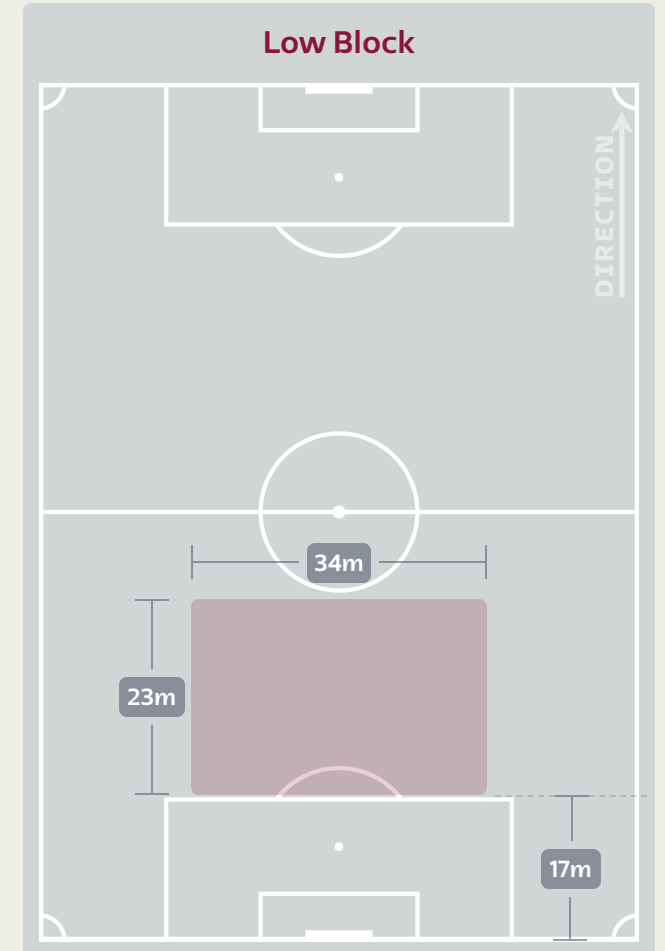
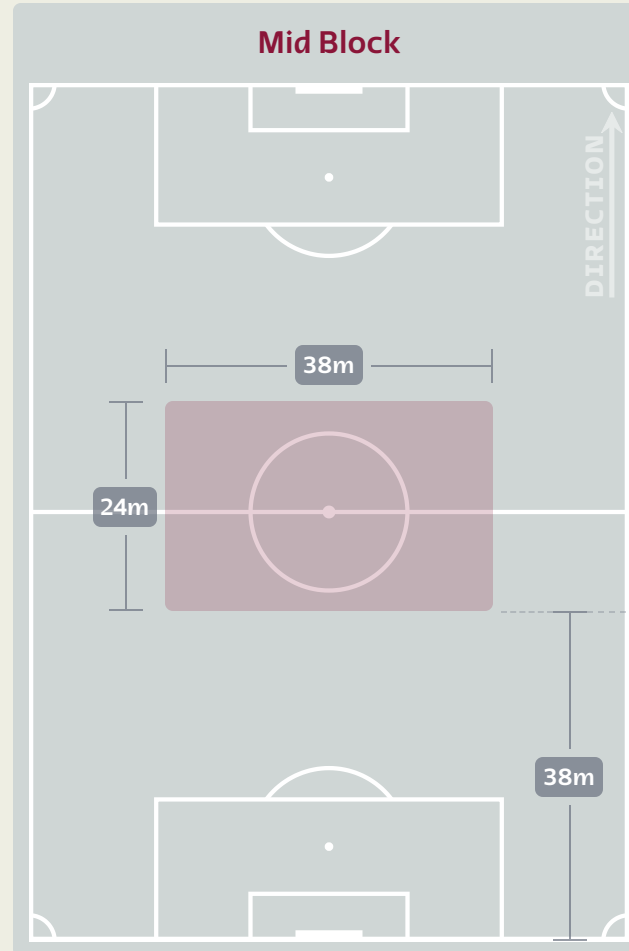
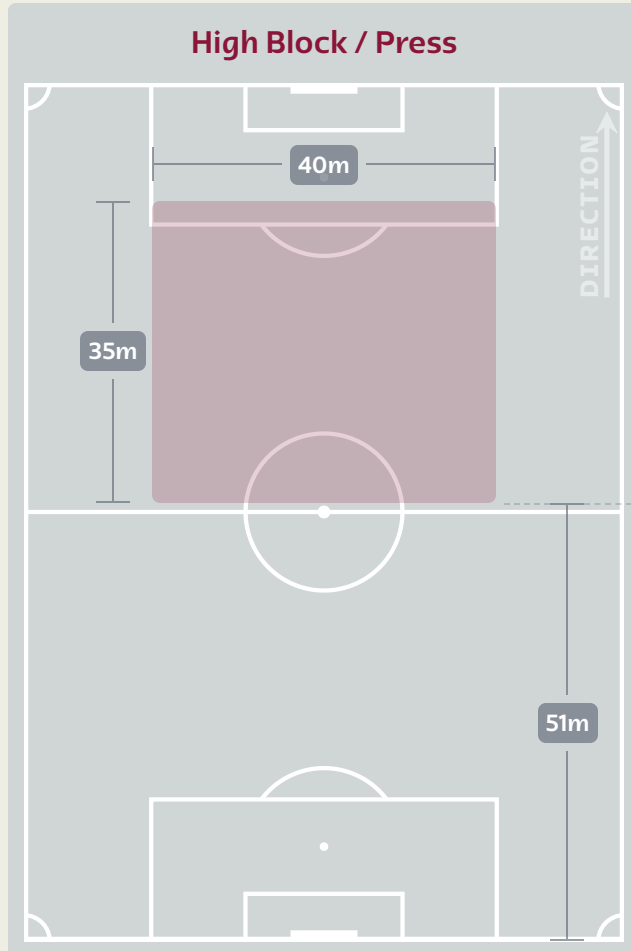
Germany



#	Player	Total Possession Regains
1	NEUER Manuel	4
2	RUEDIGER Antonio	4
3	RAUM David	12
5	KEHRER Thilo	7
6	KIMMICH Joshua	3
8	GORETZKA Leon	7
10	GNABRY Serge	3
13	MUELLER Thomas	2
14	MUSIALA Jamal	2
15	SUELE Niklas	3
21	GUENDOGAN Ilkay	4
9	FUELLKRUG Niclas	1
16	KLOSTERMANN Lukas	0
18	HOFMANN Jonas	0
19	SANE Leroy	0
23	SCHLOTTERBECK Nico	0

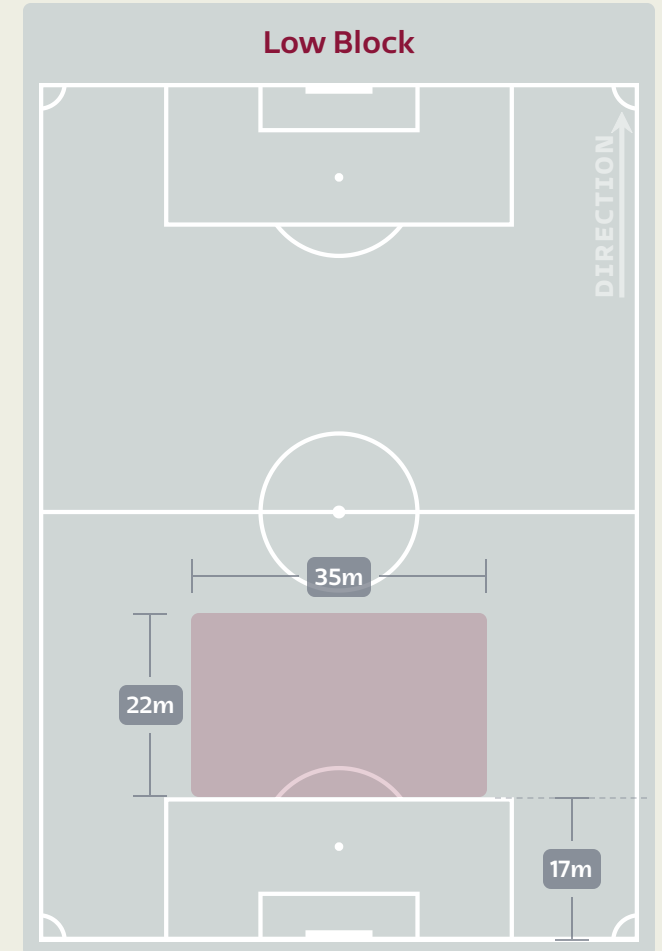
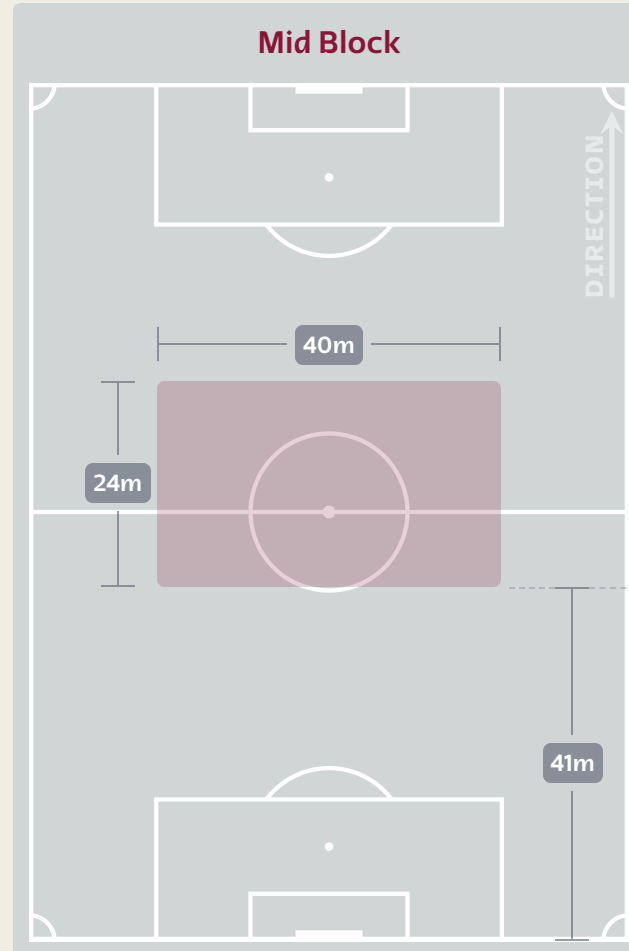
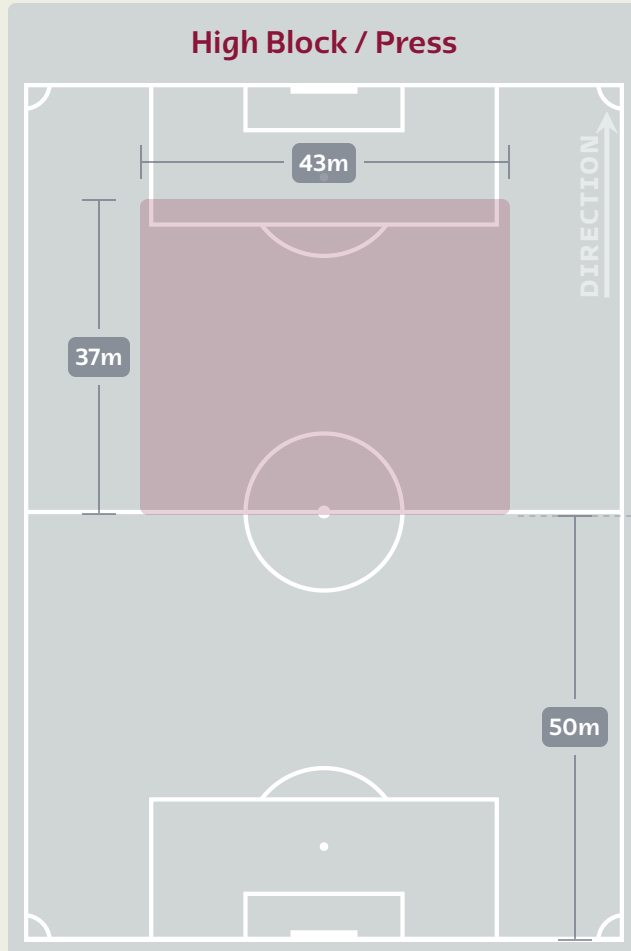
Defensive Line Height & Team Length

Spain



Defensive Line Height & Team Length


Germany



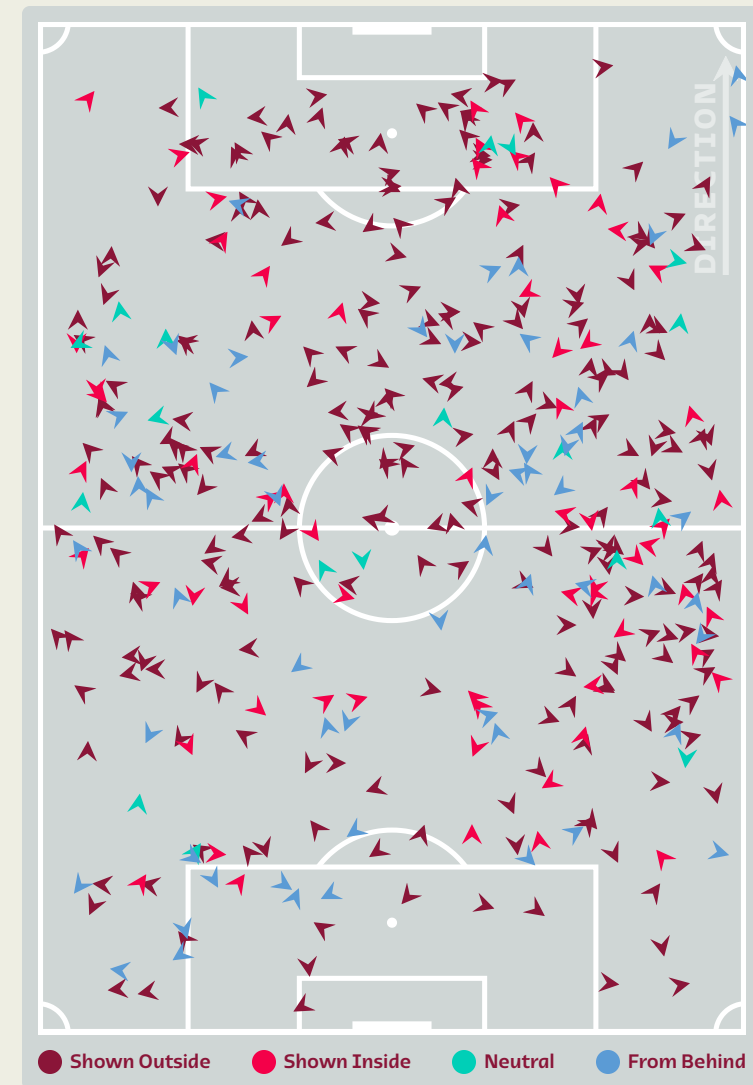
Defensive Pressure



Spain



Germany



275	Total Pressures	387
45	Direct Pressures	59
1.59s	Avg Pressure Duration	1.44s
79	Forced Turnovers	101
9.66s	Ball Recovery Time	11s
149	Pushing on into Pressing	219
316	Pushing on	508
54	Pressing Direction Inside	67
140	Pressing Direction Outside	241

Most Direct Pressures

9

GAVI

RIGHT CENTRE MIDFIELD

Most Direct Pressures

11

KEHRER Thilo

RIGHT BACK



FIFA WORLD CUP
Qatar 2022



GOALKEEPING



Spain v Germany

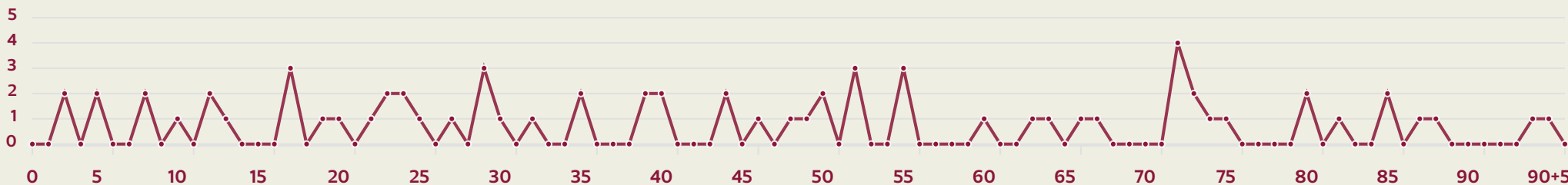


Goalkeeping Involvement



Spain

Spain GK Involvement Timeline



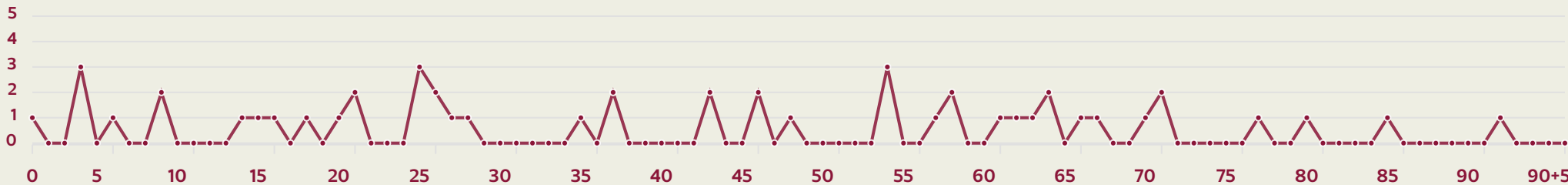
73

Total Involvements



Germany

Germany GK Involvement Timeline



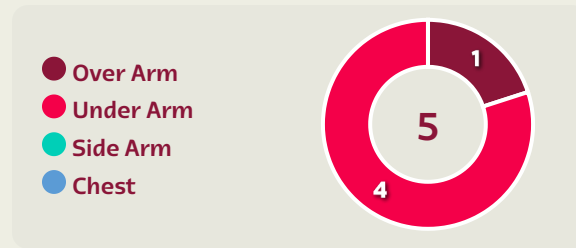
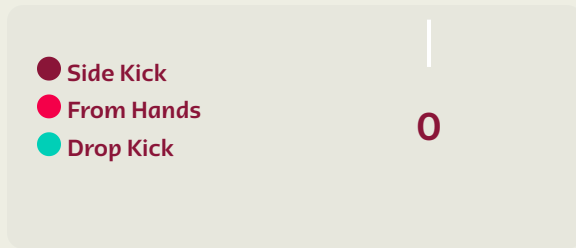
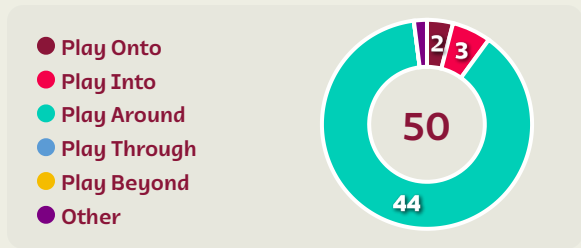
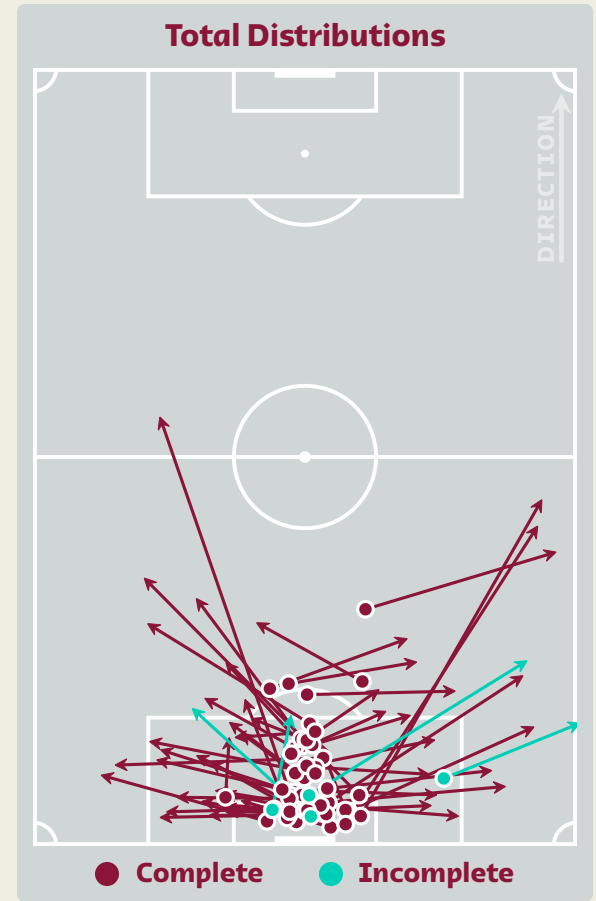
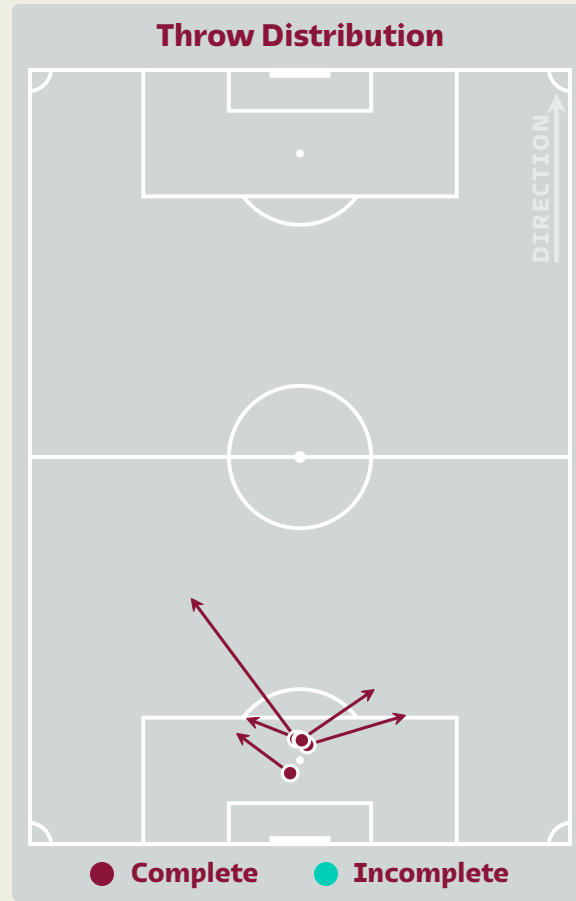
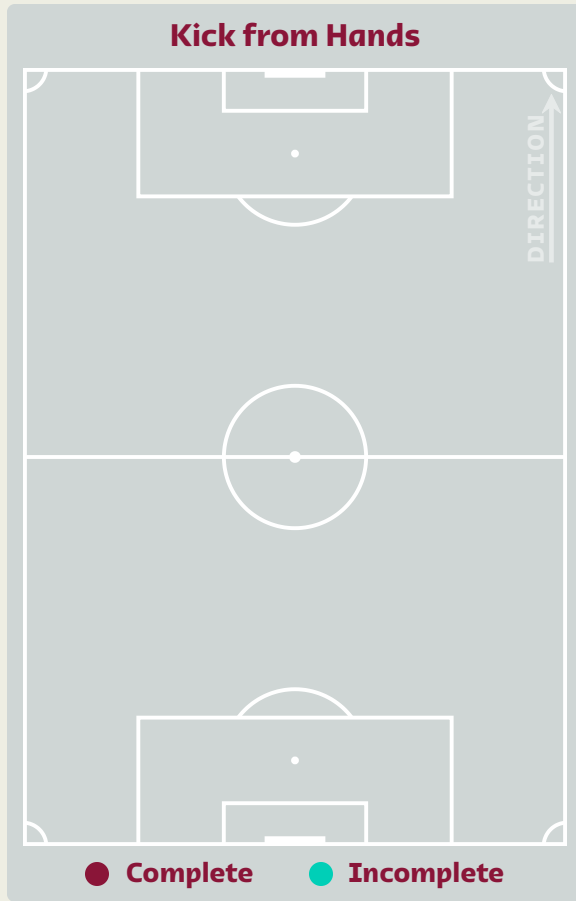
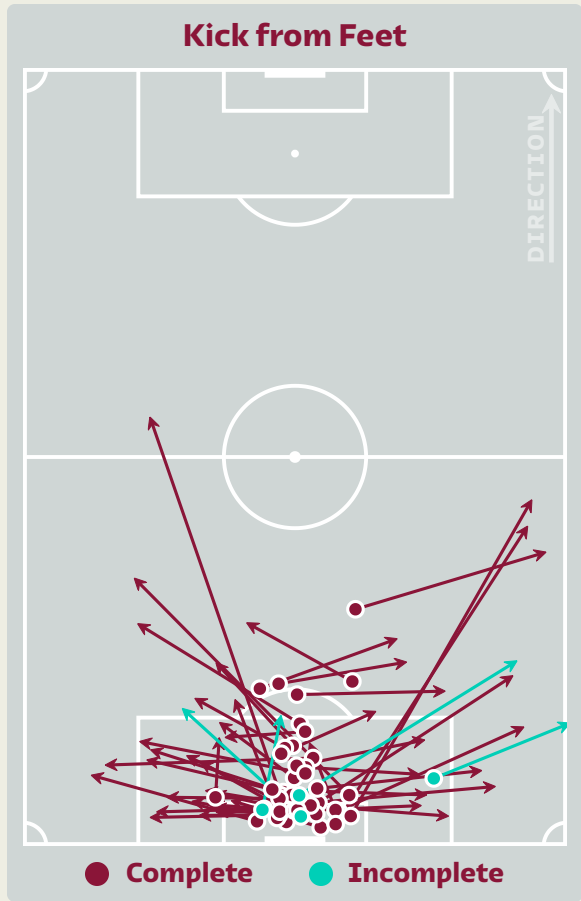
49

Total Involvements

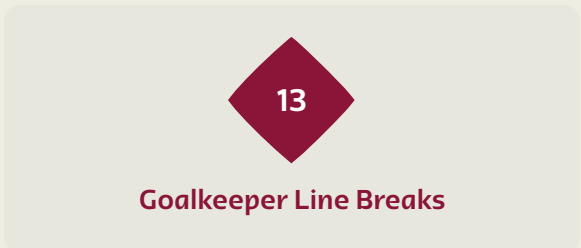
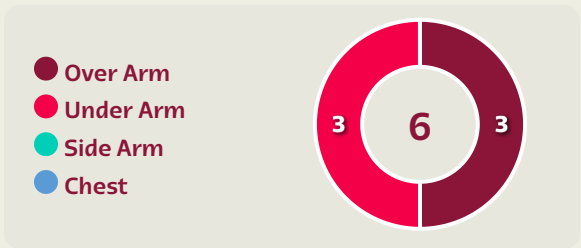
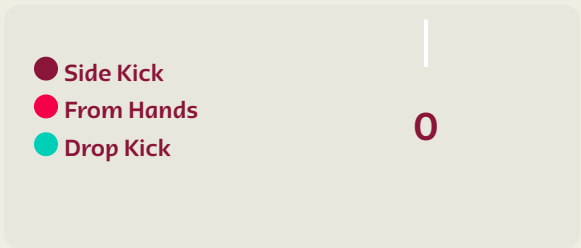
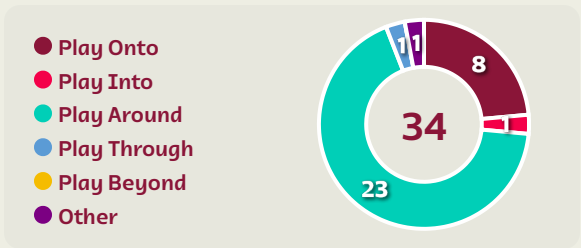
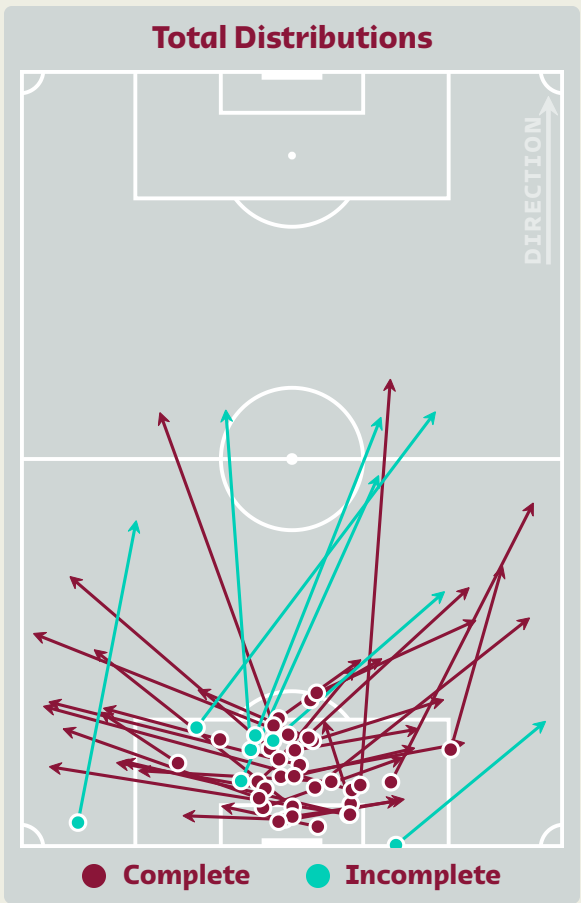
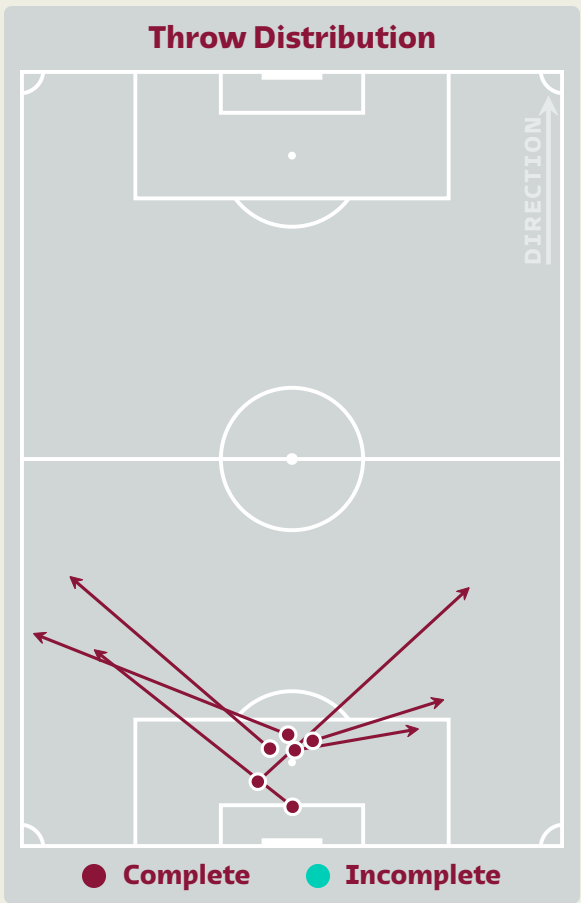
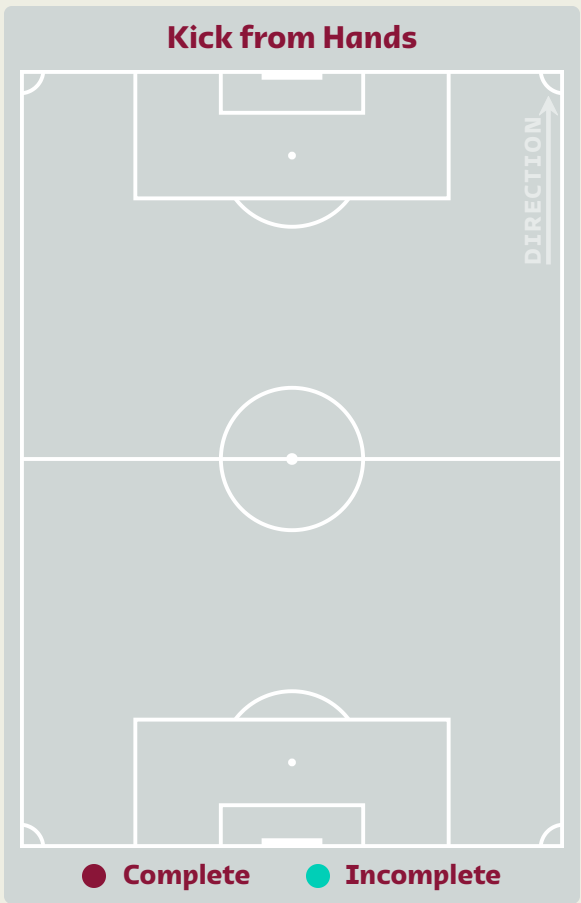
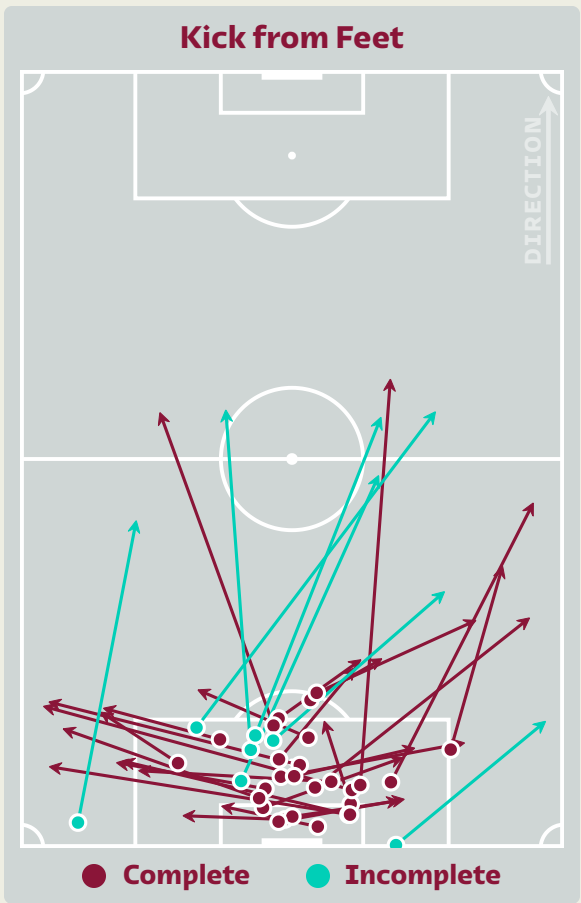
Spain



Goalkeeping Distribution



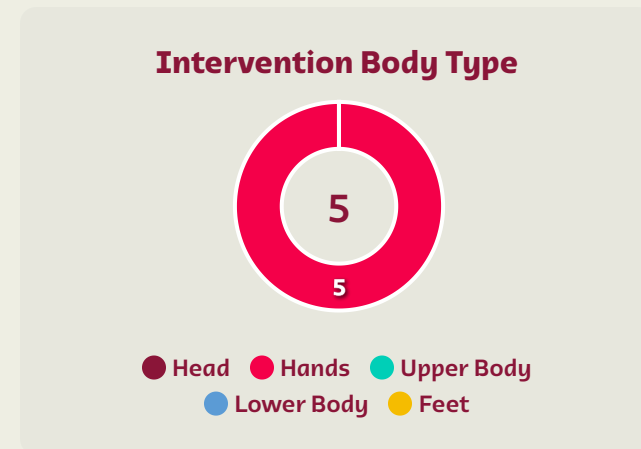
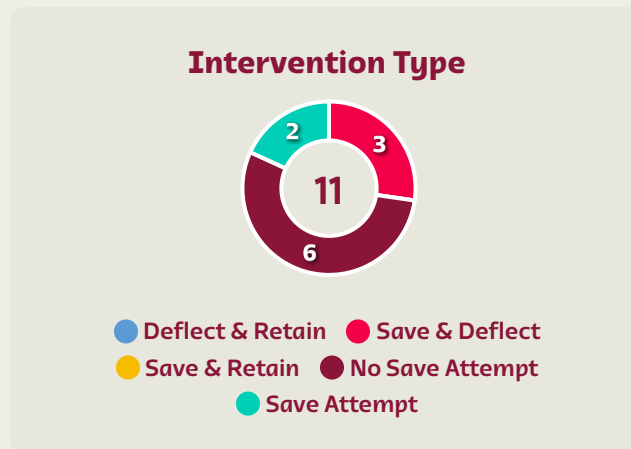
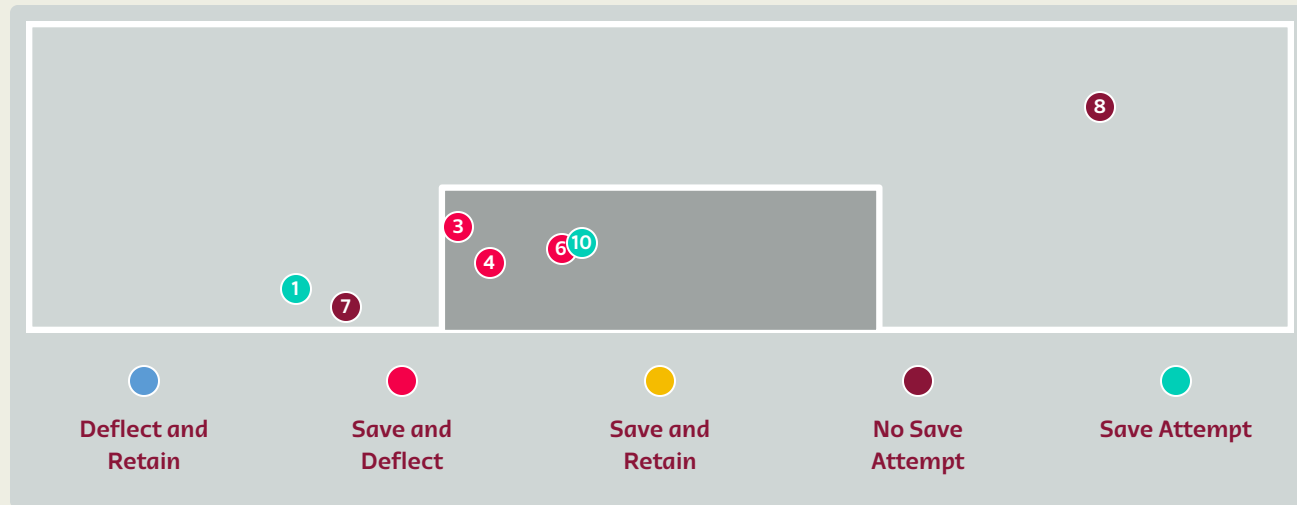
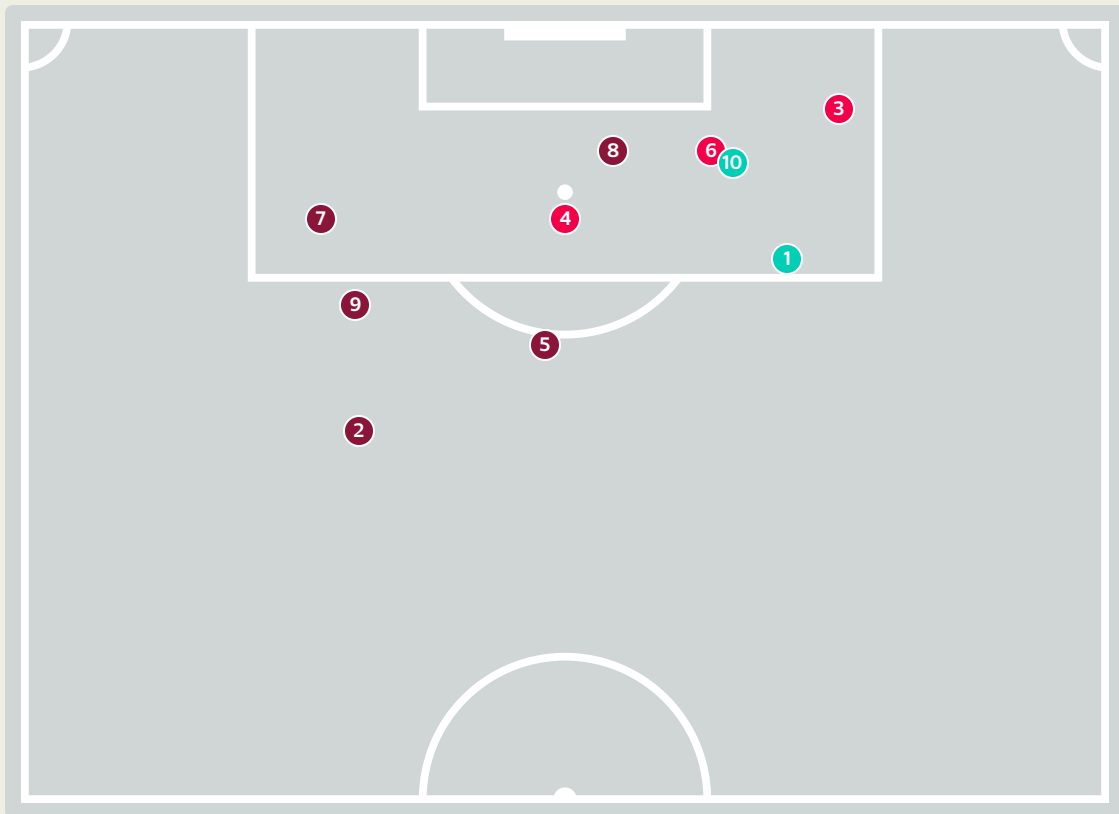
Goalkeeping Distribution



Spain



Goal Prevention



11

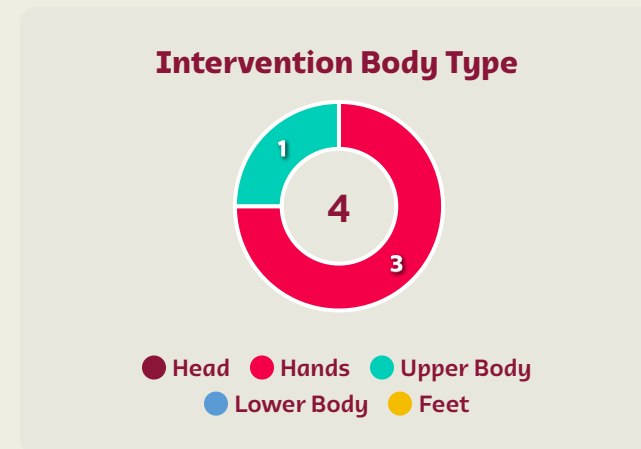
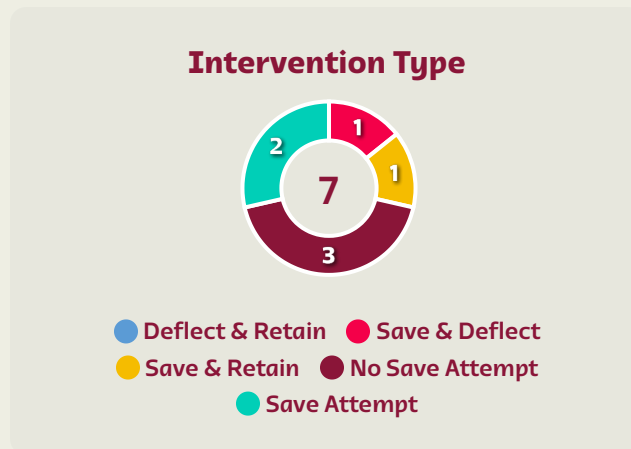
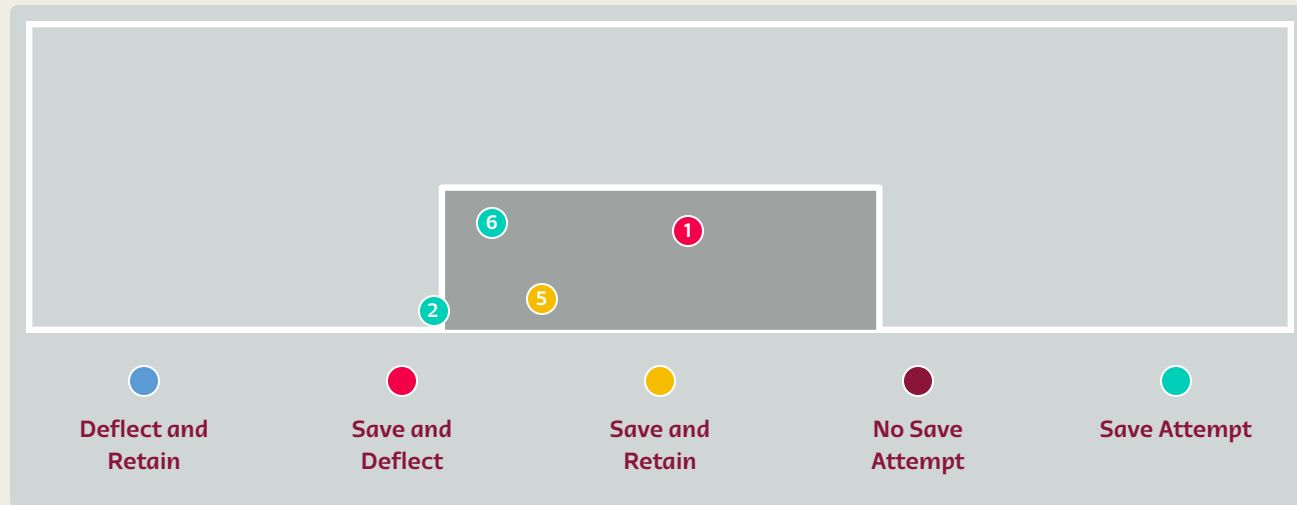
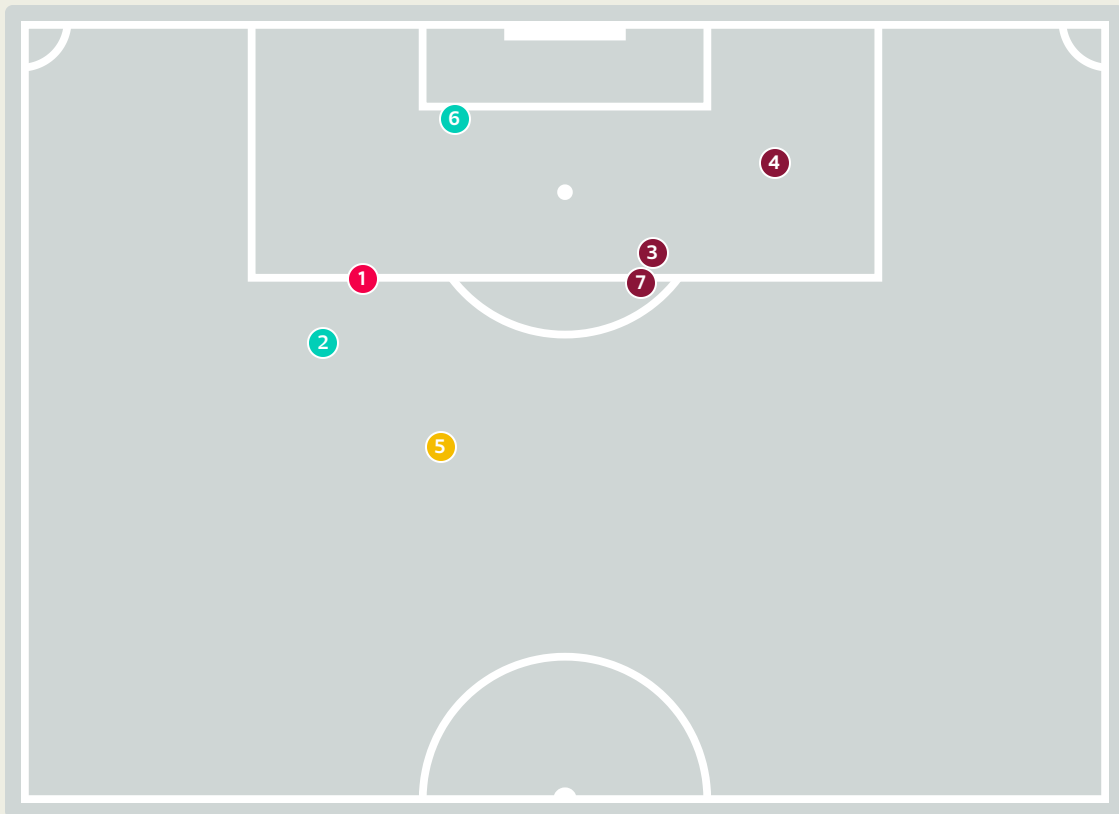
Total Attempts on Goal Faced

75

Save %

Total Attempts on Goal Faced	Total Goal Interventions	Save & Retain	Deflect & Retain	Save & Deflect	Save Attempt	No Save Attempt
11	3	0	0	3	2	6

Goal Prevention

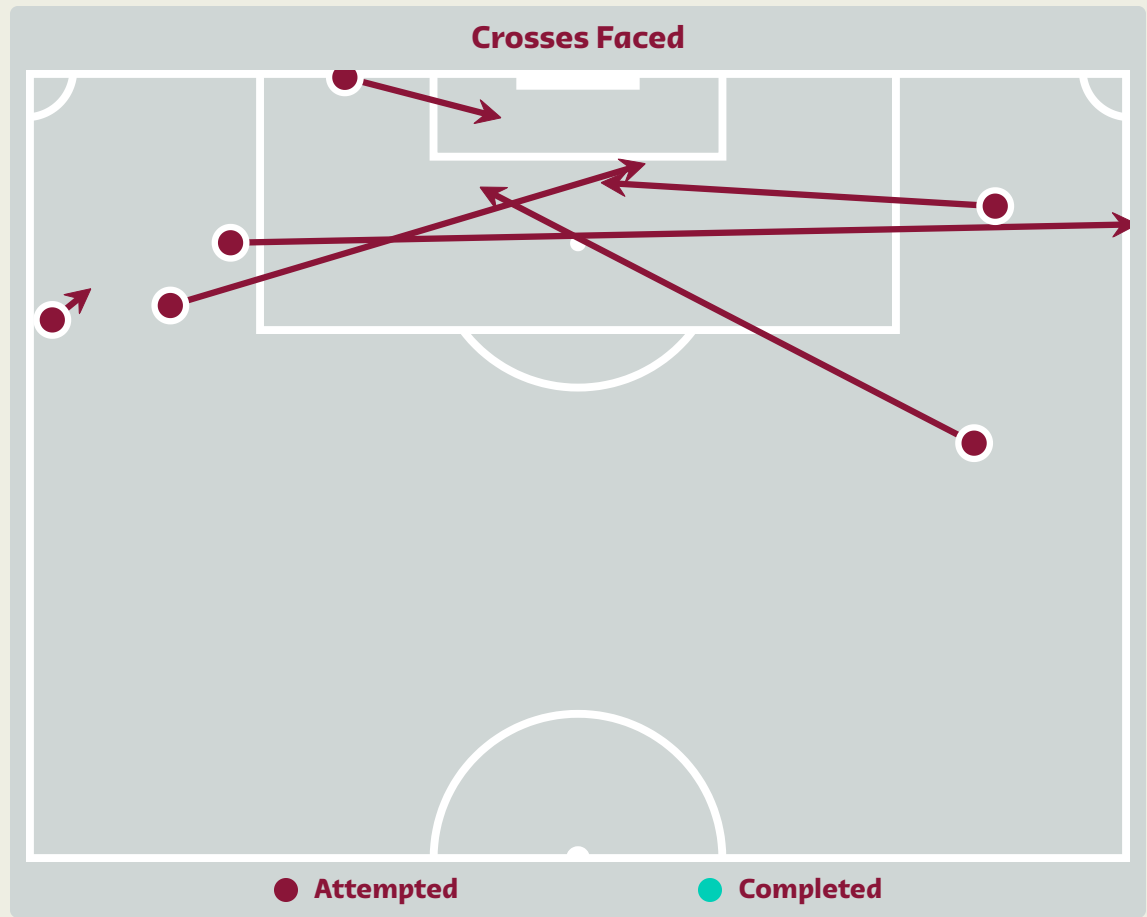
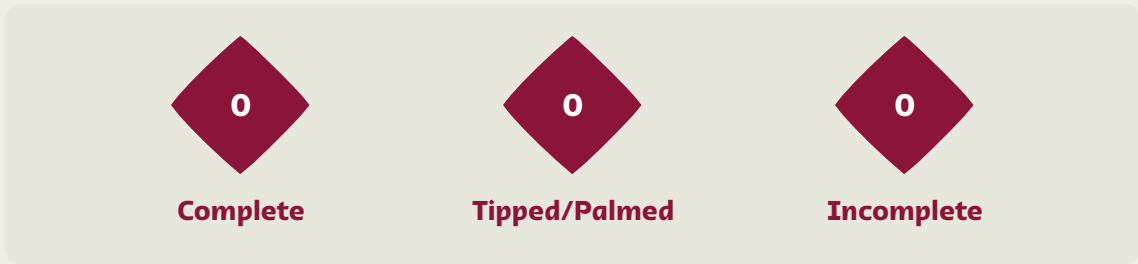


7
Total Attempts on Goal Faced

67
Save %

Total Attempts on Goal Faced	Total Goal Interventions	Save & Retain	Deflect & Retain	Save & Deflect	Save Attempt	No Save Attempt
7	2	1	0	1	2	3

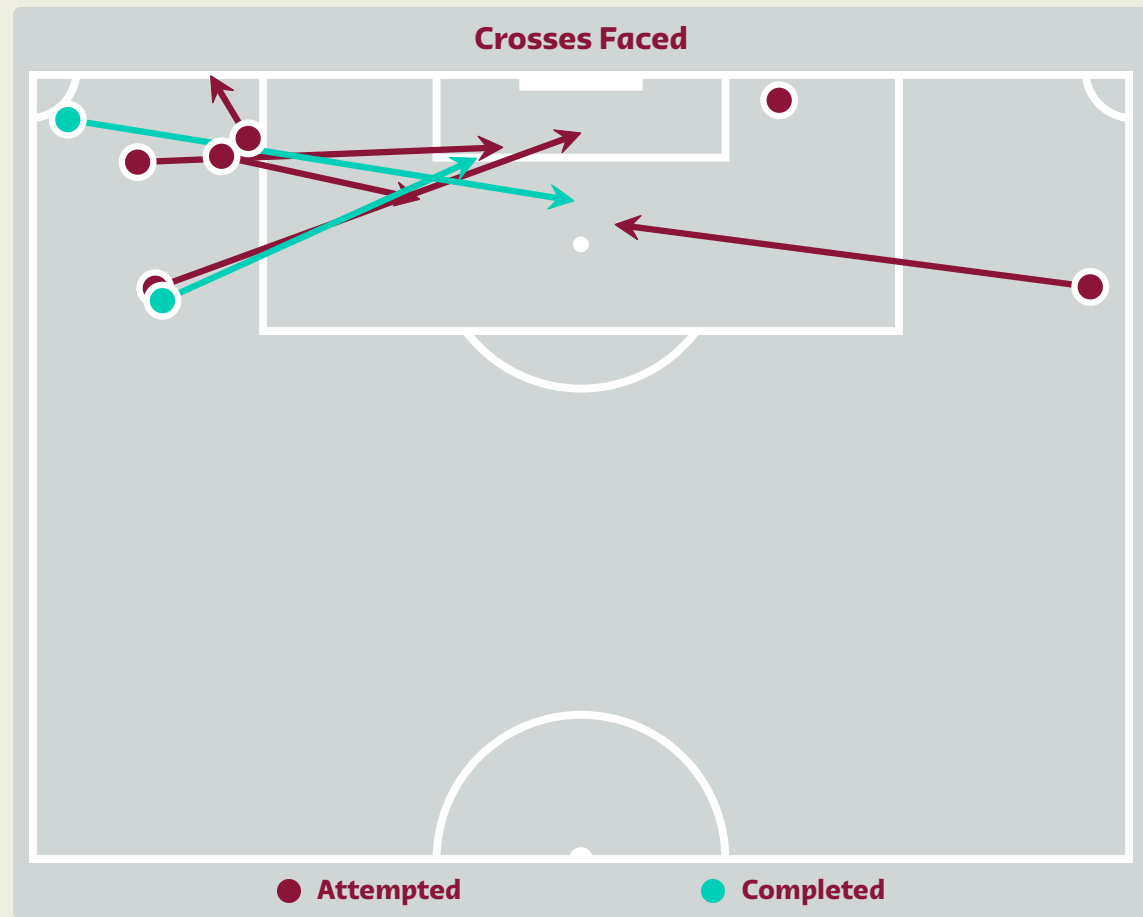
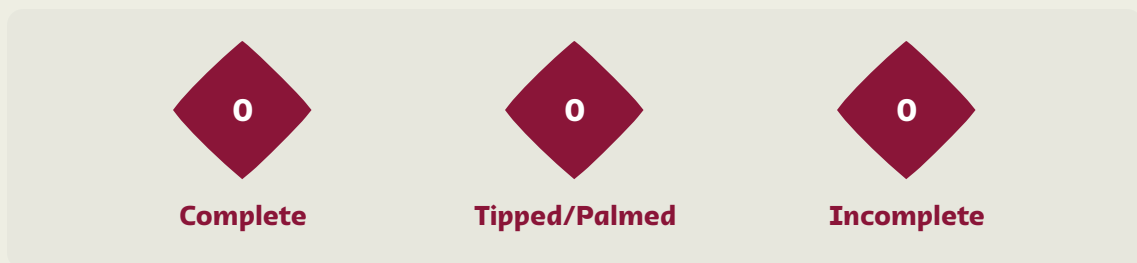
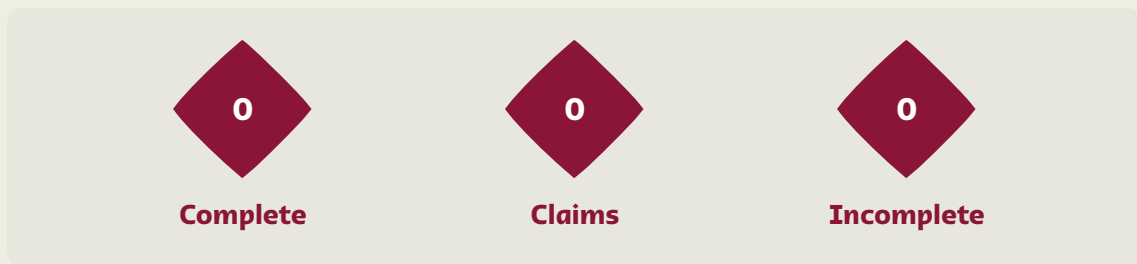
Aerial Control



Delivery Types Faced

Total	In Swing	Out Swing	Driven	Lofted	Cutback	Push
13	3	6	1	2	1	0

Aerial Control



Delivery Types Faced

Total	In Swing	Out Swing	Driven	Lofted	Cutback	Push
9	0	2	1	2	1	3



FIFA WORLD CUP
Qatar 2022



SET PLAYS



Spain v Germany



Spain



Set Plays - Corners

45

Total Set Plays

16

Total Free Kicks

0

Total Penalties

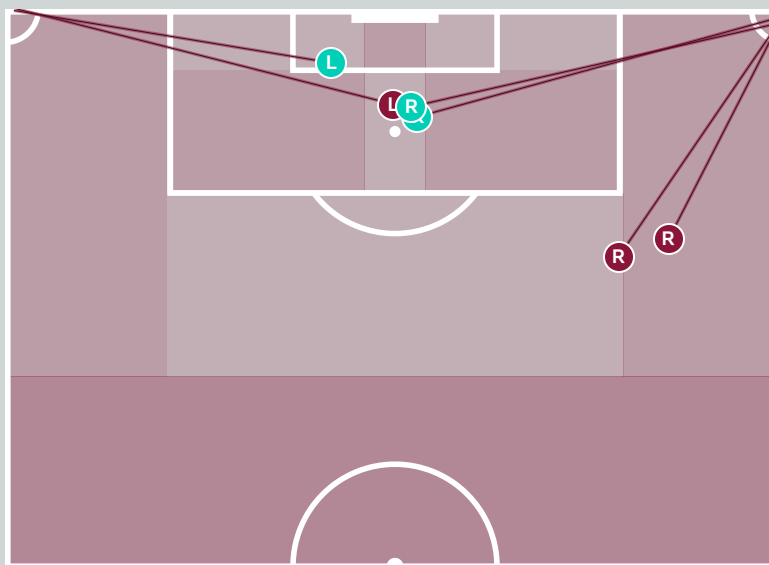
6

Total Corners

23

Total Throw Ins

Corners - First Contact



● Spain

● Germany

Delivery Type	From Left Side	From Right Side	Total
Direct to Area	0	1	1
Short	2	3	5
Edge of Penalty Area	0	0	0

Delivery Style	Total
Inswing	0
Outswing	1
Driven	0

Free Kicks

Type	Total
Direct	14
Direct (on target)	0
Direct (off target)	0
Indirect	2

First Contacts on Spain Crosses

3

By Spain

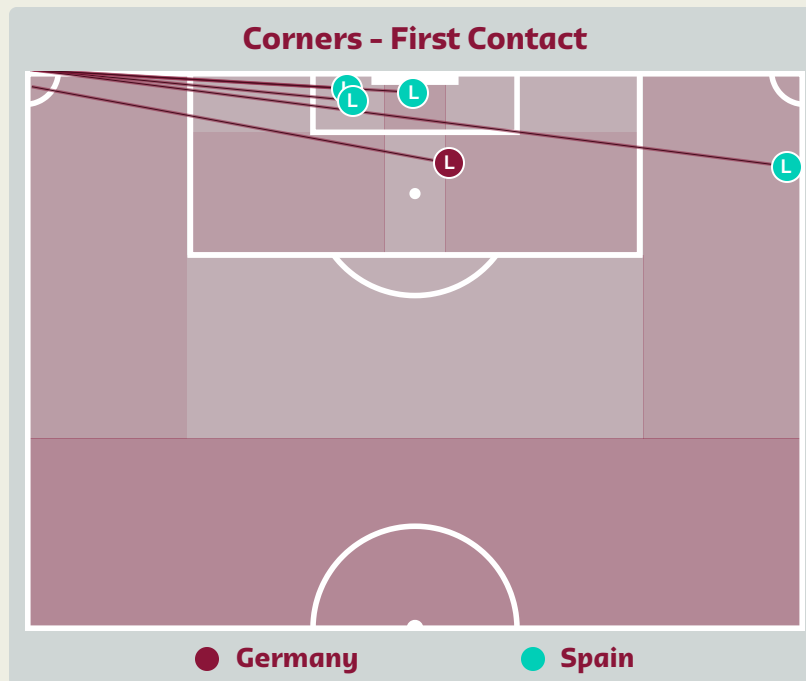
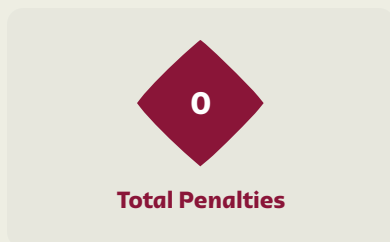
3

By Germany

Top 5 Player First Contacts

Player	Team	Total
PEDRI	Spain	2
SUELE Niklas	Germany	2
RODRI	Spain	1
RUEDIGER Antonio	Germany	1

Set Plays - Corners



Delivery Type	From Left Side	From Right Side	Total
Direct to Area	5	0	5
Short	0	0	0
Edge of Penalty Area	0	0	0

Delivery Style	Total
Inswing	3
Outswing	1
Driven	0

Free Kicks	
Type	Total
Direct	13
Direct (on target)	0
Direct (off target)	1
Indirect	2



Top 5 Player First Contacts		
Player	Team	Total
MORATA Alvaro	Spain	2
FUELLKRUG Niclas	Germany	1
SIMON Unai	Spain	1
PEDRI	Spain	1



FIFA WORLD CUP
Qatar 2022



INDIVIDUAL DATA IN POSSESSION



Spain v Germany



In Possession - Distributions

Spain



#	Player	Passes Attempted	Passes Completed	Pass Completion %	Switches of Play	Crosses Attempted	Crosses Completed	Line Breaks Attempted	Line Breaks Completed	Line Break Completion %	Ball Progressions	Take Ons	Step Ins	Attempts at Goal	Goals
23	SIMON Unai	55	51	93%	0	0	0	7	5	71%	0	0	0	0	0
5	BUSQUETS Sergio	41	40	98%	1	0	0	8	8	100%	0	0	0	0	0
9	GAVI	11	9	82%	0	1	0	3	3	100%	3	1	2	0	0
10	ASENSIO Marco	31	28	90%	0	4	1	5	5	100%	1	0	1	1	0
11	TORRES Ferran	20	11	55%	0	0	0	6	2	33%	2	2	0	2	0
16	RODRI	100	88	88%	2	0	0	31	22	70%	0	0	0	0	0
18	ALBA Jordi	77	67	87%	0	2	1	27	22	81%	1	1	0	1	0
20	CARVAJAL Dani	72	61	85%	0	0	0	10	10	100%	1	0	1	0	0
21	OLMO Dani	39	32	82%	1	2	0	6	3	50%	7	5	2	2	0
24	LAPORTE Aymeric	103	95	92%	3	0	0	31	26	83%	7	0	7	0	0
26	PEDRI	61	56	92%	1	0	0	20	19	95%	6	1	5	0	0
7	MORATA Alvaro	7	3	43%	0	0	0	0	0	0%	1	1	0	1	1
8	KOKE	12	9	75%	0	0	0	2	1	50%	1	0	1	0	0
12	WILLIAMS Nico	9	7	78%	2	0	0	1	1	100%	1	0	1	0	0
14	BALDE Alejandro	9	8	89%	0	0	0	2	1	50%	0	0	0	0	0

In Possession - Offers & Receptions

Spain



			Offer movement types						
#	Player	Total Offers	In Front	In Between	Out to In	In to Out	In Behind	No Movement	Offers Received
23	SIMON Unai	29	0	0	0	0	0	29	19
5	BUSQUETS Sergio	78	57	20	0	0	0	1	23
9	GAVI	31	8	11	2	3	5	2	4
10	ASENSIO Marco	69	3	41	1	2	13	9	26
11	TORRES Ferran	31	2	2	2	2	10	13	11
16	RODRI	14	1	0	0	0	0	13	8
18	ALBA Jordi	32	11	1	0	0	5	15	14
20	CARVAJAL Dani	60	34	0	1	0	2	23	34
21	OLMO Dani	58	4	6	5	2	21	20	23
24	LAPORTE Aymeric	16	4	0	0	0	1	11	9
26	PEDRI	130	51	41	6	9	7	16	46
7	MORATA Alvaro	20	1	9	0	0	10	0	7
8	KOKE	38	8	13	5	6	4	2	9
12	WILLIAMS Nico	17	3	2	2	1	4	5	8
14	BALDE Alejandro	10	4	0	0	0	1	5	5

In Possession - Distributions



#	Player	Passes Attempted	Passes Completed	Pass Completion %	Switches of Play	Crosses Attempted	Crosses Completed	Line Breaks Attempted	Line Breaks Completed	Line Break Completion %	Ball Progressions	Take Ons	Step Ins	Attempts at Goal	Goals
1	NEUER Manuel	40	33	82%	0	0	0	13	7	53%	0	0	0	0	0
2	RUEDIGER Antonio	46	41	89%	0	0	0	12	10	83%	0	0	0	2	0
3	RAUM David	38	28	74%	0	5	1	14	8	57%	3	0	3	0	0
5	KEHRER Thilo	28	21	75%	0	0	0	9	7	77%	0	0	0	0	0
6	KIMMICH Joshua	31	27	87%	1	5	0	9	7	77%	1	0	1	2	0
8	GORETZKA Leon	26	18	69%	0	0	0	9	5	55%	1	1	0	1	0
10	GNABRY Serge	18	12	67%	0	0	0	5	3	60%	2	1	1	2	0
13	MUELLER Thomas	13	7	54%	0	0	0	0	0	0%	0	0	0	0	0
14	MUSIALA Jamal	19	16	84%	0	1	0	6	3	50%	10	5	5	1	0
15	SUELE Niklas	47	42	89%	0	1	0	19	15	78%	4	0	4	0	0
21	GUENDOGAN Ilkay	16	12	75%	0	0	0	2	1	50%	4	2	2	0	0
9	FUELLKRUG Niclas	6	5	83%	0	0	0	0	0	0%	1	0	1	2	1
16	KLOSTERMANN Lukas	9	8	89%	0	0	0	2	2	100%	1	0	1	0	0
18	HOFMANN Jonas	2	1	50%	0	0	0	0	0	0%	0	0	0	0	0
19	SANE Leroy	9	7	78%	0	1	0	2	2	100%	3	0	3	0	0
23	SCHLOTTERBECK Nico	4	3	75%	1	0	0	2	1	50%	0	0	0	0	0

In Possession - Offers & Receptions



			Offer movement types						
#	Player	Total Offers	In Front	In Between	Out to In	In to Out	In Behind	No Movement	Offers Received
1	NEUER Manuel	20	0	0	0	0	0	20	14
2	RUEDIGER Antonio	24	9	0	0	0	0	15	13
3	RAUM David	32	8	0	0	0	9	15	14
5	KEHRER Thilo	30	8	5	1	0	3	13	12
6	KIMMICH Joshua	46	32	12	0	1	0	1	7
8	GORETZKA Leon	19	7	9	0	0	2	1	4
10	GNABRY Serge	27	2	1	3	0	13	8	10
13	MUELLER Thomas	31	2	9	3	2	15	0	5
14	MUSIALA Jamal	67	1	28	10	3	17	8	18
15	SUELE Niklas	26	3	1	0	0	1	21	15
21	GUENDOGAN Ilkay	51	8	27	0	3	12	1	10
9	FUELLKRUG Niclas	17	0	5	1	0	10	1	3
16	KLOSTERMANN Lukas	8	4	0	0	0	2	2	2
18	HOFMANN Jonas	5	0	1	0	0	4	0	0
19	SANE Leroy	32	3	12	3	1	10	3	9
23	SCHLOTTERBECK Nico	5	1	0	0	0	2	2	1



FIFA WORLD CUP
Qatar 2022



INDIVIDUAL DATA OUT OF POSSESSION



Spain v Germany



Out of Possession

Spain



#	Player	Tackles Made / Won	Blocks	Interceptions	Pressing Direct	Pressing Indirect	Forced Turnovers	Duels Won - Aerial	Duels Won - Physical	Possession Contests won	Clearances	Loose Ball Receptions	Pushing On	Pushing On into Pressing	Possession Regains	Possession Interrupted
23	SIMON Unai	0 / 0	0	0	0	0	0	0	0	0	2	1	0	0	6	1
5	BUSQUETS Sergio	6 / 3	5	0	2	11	0	1	0	1	0	9	24	1	5	3
9	GAVI	7 / 1	1	0	9	10	0	1	0	2	2	4	16	3	2	3
10	ASENSIO Marco	1 / 0	1	0	0	34	0	0	0	1	0	5	32	21	1	0
11	TORRES Ferran	1 / 0	0	0	3	23	0	0	0	0	1	0	31	22	0	1
16	RODRI	4 / 1	2	0	3	7	0	4	0	4	8	12	6	3	4	6
18	ALBA Jordi	7 / 3	4	0	6	14	0	2	0	2	3	6	21	13	8	4
20	CARVAJAL Dani	2 / 0	2	3	4	23	0	0	0	1	2	8	51	21	7	0
21	OLMO Dani	2 / 0	4	0	8	28	0	0	0	1	1	8	33	22	4	2
24	LAPORTE Aymeric	3 / 0	1	1	0	2	0	0	0	0	6	7	6	0	1	7
26	PEDRI	4 / 2	3	1	6	27	0	1	0	2	0	7	51	12	7	0
7	MORATA Alvaro	0 / 0	1	0	0	30	0	0	1	2	2	0	20	18	1	2
8	KOKE	1 / 1	0	1	1	9	0	0	0	0	1	1	12	6	2	1
12	WILLIAMS Nico	1 / 1	0	0	1	12	0	0	0	0	0	3	10	6	1	0
14	BALDE Alejandro	1 / 1	0	0	2	0	0	0	0	0	0	0	3	1	1	0

Out of Possession

Germany



#	Player	Tackles Made / Won	Blocks	Interceptions	Pressing Direct	Pressing Indirect	Forced Turnovers	Duels Won - Aerial	Duels Won - Physical	Possession Contests won	Clearances	Loose Ball Receptions	Pushing On	Pushing On into Pressing	Possession Regains	Possession Interrupted
1	NEUER Manuel	0 / 0	0	0	0	0	0	0	0	0	1	2	0	0	4	1
2	RUEDIGER Antonio	1 / 0	0	1	2	8	0	0	0	1	4	3	28	7	4	2
3	RAUM David	5 / 1	8	2	6	22	0	1	0	1	5	4	40	13	12	4
5	KEHRER Thilo	9 / 4	3	0	11	25	0	0	1	1	4	2	45	25	7	2
6	KIMMICH Joshua	5 / 0	3	1	8	41	0	1	0	2	4	5	69	24	3	5
8	GORETZKA Leon	6 / 2	3	1	8	14	0	2	0	2	0	14	48	4	7	4
10	GNABRY Serge	4 / 1	3	1	6	45	0	0	0	1	0	7	43	21	3	1
13	MUELLER Thomas	3 / 1	2	0	4	58	0	1	0	1	0	1	54	31	2	1
14	MUSIALA Jamal	0 / 0	2	1	2	51	0	1	0	1	0	9	67	45	2	1
15	SUELE Niklas	7 / 2	3	1	5	3	0	1	0	2	5	7	22	6	3	7
21	GUENDOGAN Ilkay	4 / 3	1	0	3	24	0	0	0	4	0	4	46	16	4	2
9	FUELLKRUG Niclas	0 / 0	1	0	0	11	0	2	0	2	0	1	11	6	1	0
16	KLOSTERMANN Lukas	0 / 0	0	0	1	6	0	0	0	0	1	2	12	6	0	1
18	HOFMANN Jonas	0 / 0	2	0	2	4	0	0	0	0	0	0	5	3	0	1
19	SANE Leroy	0 / 0	0	0	0	15	0	0	0	0	0	3	16	11	0	0
23	SCHLOTTERBECK Nico	1 / 0	1	0	1	1	0	0	0	0	0	0	2	1	0	0



FIFA WORLD CUP
Qatar 2022



INDIVIDUAL DATA PHYSICAL



Spain v Germany



Physical Data



#	Player	Total Distance (m)	Zone 1: 0-7 km/h (m)	Zone 2: 7-15 km/h (m)	Zone 3: 15-20 km/h (m)	Zone 4: 20-25 km/h (m)	Zone 5: 25+ km/h (m)	High Speed Runs (Zone 4)	Sprints (Zone 5)	Top Speed (km/h)
23	SIMON Unai	4952.6	3639.1	1106.9	158.0	48.0	0	19	6	24.3
5	BUSQUETS Sergio	10769.0	3082.1	5637.6	1635.8	396.3	17.2	122	31	27.7
9	GAVI	8034.3	2386.2	3585.7	1270.2	556.0	236.2	111	47	32.2
10	ASENSIO Marco	8322.8	2509.3	3573.0	1408.2	678.3	154.0	104	45	31.8
11	TORRES Ferran	5879.4	2109.5	2089.5	1013.6	412.1	254.0	92	34	31.4
16	RODRI	10470.4	3288.7	4856.2	1494.1	645.0	186.4	127	44	31.5
18	ALBA Jordi	8885.7	3284.1	3580.9	1078.7	612.2	329.7	95	54	32.9
20	CARVAJAL Dani	10122.3	3544.8	4017.6	1662.1	693.4	204.5	137	58	29.5
21	OLMO Dani	9749.6	3229.1	3824.8	1593.1	767.3	334.4	152	63	32.1
24	LAPORTE Aymeric	9845.6	3446.9	4384.2	1408.9	483.4	122.1	113	41	31.2
26	PEDRI	12196.3	3021.0	5961.5	2425.8	611.0	176.8	192	52	30.5
7	MORATA Alvaro	4880.6	1615.0	1998.6	606.2	371.9	288.9	53	27	31.8
8	KOKE	3838.5	917.0	1580.3	956.6	360.8	23.8	73	22	26.5
12	WILLIAMS Nico	3234.2	996.1	1257.8	540.4	219.3	220.6	47	21	35.6
14	BALDE Alejandro	1470.7	414.0	523.0	305.0	118.8	109.9	24	12	30.5

Physical Data



#	Player	Total Distance (m)	Zone 1: 0-7 km/h (m)	Zone 2: 7-15 km/h (m)	Zone 3: 15-20 km/h (m)	Zone 4: 20-25 km/h (m)	Zone 5: 25+ km/h (m)	High Speed Runs (Zone 4)	Sprints (Zone 5)	Top Speed (km/h)
1	NEUER Manuel	4758.5	3574.6	1015.0	126.6	42.4	0	14	3	23.4
2	RUEDIGER Antonio	10254.9	3376.9	4480.4	1451.1	631.7	314.8	117	41	33.4
3	RAUM David	9912.0	3257.1	3657.5	1660.3	950.6	385.6	142	63	35.5
5	KEHRER Thilo	7522.5	2605.1	2934.5	1168.3	537.1	277.6	109	44	32.7
6	KIMMICH Joshua	12388.8	2956.0	5980.1	2393.5	844.9	215.6	190	59	31.0
8	GORETZKA Leon	11513.9	3816.9	4853.1	1712.1	831.3	299.4	144	63	32.2
10	GNABRY Serge	9541.5	3302.3	3696.4	1510.4	771.0	262.4	143	59	34.2
13	MUELLER Thomas	8482.8	2795.1	3339.7	1318.2	811.8	218.9	128	60	30.9
14	MUSIALA Jamal	10881.3	3391.7	4492.9	1809.6	1002.2	185.0	168	76	32.4
15	SUELE Niklas	10261.2	3531.9	4732.4	1263.1	514.1	219.6	109	40	31.7
21	GUENDOGAN Ilkay	8596.1	2172.2	4099.5	1735.6	533.0	55.9	139	41	27.0
9	FUELLKRUG Niclas	2909.2	876.3	1285.3	466.3	243.2	38.1	42	15	28.2
16	KLOSTERMANN Lukas	2772.8	892.0	1198.4	439.2	152.5	90.9	31	12	31.0
18	HOFMANN Jonas	1537.0	291.0	754.7	260.7	189.5	41.3	19	13	29.5
19	SANE Leroy	3076.9	905.5	1044.3	606.5	339.1	181.2	46	22	31.7
23	SCHLOTTERBECK Nico	1136.3	295.0	432.5	246.5	95.2	67.2	18	6	32.0



FIFA WORLD CUP
Qatar 2022

