




France 2 - 1 Denmark

Group D – Match 23
26 November 2022
19:00 Kick Off
Stadium 974



POST MATCH SUMMARY REPORT

Match Summary - Teams



France



Denmark

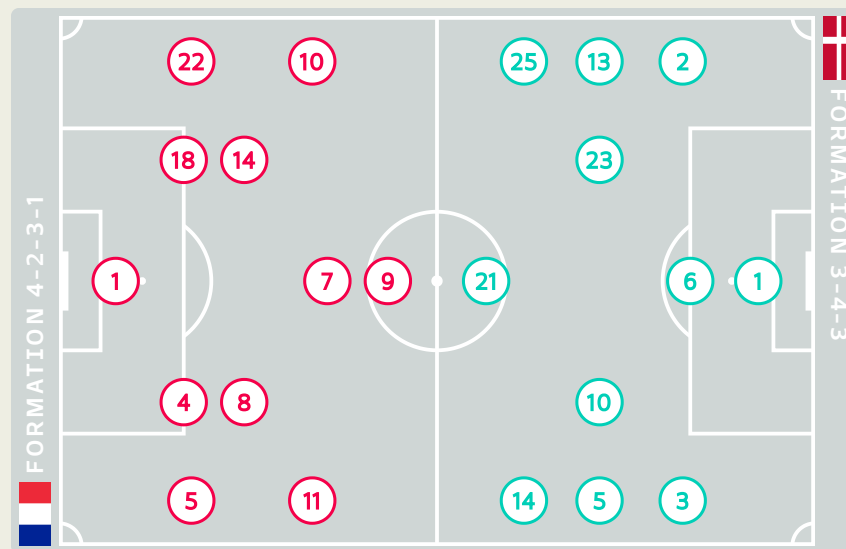


STARTING

1	GK	LLORIS Hugo (C)	
4	DF	VARANE Raphael	↓ 75'
5	DF	KOUNDE Jules	⚠ 43'
7	FW	GRIEZMANN Antoine	↓ 90+3'
8	MF	TCHOUAMENI Aurelien	
9	FW	GIROUD Olivier	↓ 63'
10	FW	MBAPPE Kylian	⚽ 61' ⚽ 86'
11	FW	DEMBELE Ousmane	↓ 75'
14	MF	RABIOT Adrien	
18	DF	UPAMECANO Dayot	
22	DF	HERNANDEZ Theo	

SUBSTITUTES

16	GK	MANDANDA Steve	
23	GK	AREOLA Alphonse	
2	DF	PAVARD Benjamin	
3	DF	DISASI Axel	
6	MF	GUENDOUZI Matteo	
12	FW	KOLO MUANI Randal	
13	DF	FOFANA Youssouf	↑ 90+3'
15	MF	VERETOUT Jordan	
17	DF	SALIBA William	
19	FW	BENZEMA Karim	
20	FW	COMAN Kingsley	↑ 75'
21	DF	HERNANDEZ Lucas	
24	DF	KONATE Ibrahima	↑ 75'
25	MF	CAMAVINGA Eduardo	
26	FW	THURAM Marcus	↑ 63'



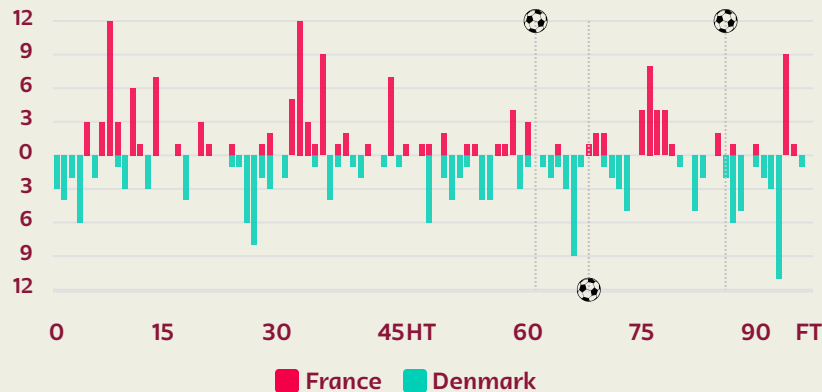
STARTING

(C) SCHMEICHEL Kasper	GK	1	
ANDERSEN Joachim	DF	2	
NELSSON Victor	DF	3	
MAEHLE Joakim	DF	5	
CHRISTENSEN Andreas	DF	6	⚽ 68' ⚠ 20'
ERIKSEN Christian	MF	10	
KRISTENSEN Rasmus	DF	13	↓ 90+2'
DAMSGAARD Mikkel	MF	14	↓ 73'
CORNELIUS Andreas	FW	21	↓ 46' ⚠ 23'
HOJBJERG Pierre-Emile	MF	23	
LINDSTROM Jesper	MF	25	↓ 85'

SUBSTITUTES

CHRISTENSEN Oliver	GK	16	
RONNOW Frederik	GK	22	
KJAER Simon	DF	4	
JENSEN Mathias	MF	7	
DELANEY Thomas	MF	8	
BRAITHWAITE Martin	FW	9	↑ 46'
SKOV OLSEN Andreas	MF	11	
DOLBERG Kasper	FW	12	↑ 73'
NORGAARD Christian	MF	15	↑ 85'
STRYGER LARSEN Jens	DF	17	
WASS Daniel	DF	18	
WIND Jonas	FW	19	
YURARY POULSEN Yussuf	FW	20	
SKOV Robert	MF	24	
BAH Alexander	DF	26	↑ 90+2'

Distribution in the Final Third



Match Summary - Key Statistics



Possession

Total	44.1%	10.9%	45%	Total
2	Goals			1
21 (6)	Attempts at Goal (On Target)			10 (2)
503 (437)	Total Passes (Complete)			537 (473)
87 %	Pass Completion %			88 %
87	Completed Line Breaks			104
12	Defensive Line Breaks			15
105	Receptions in the Final Third			105
23	Crosses			18
21	Ball Progressions			22
269 (35)	Defensive Pressures Applied (Direct Pressures)			282 (36)
79	Forced Turnovers			61
58	Second Balls			62
109.1 km	Total Distance Covered			111.2 km
13.9 km	High Speed Distance Covered			13.6 km



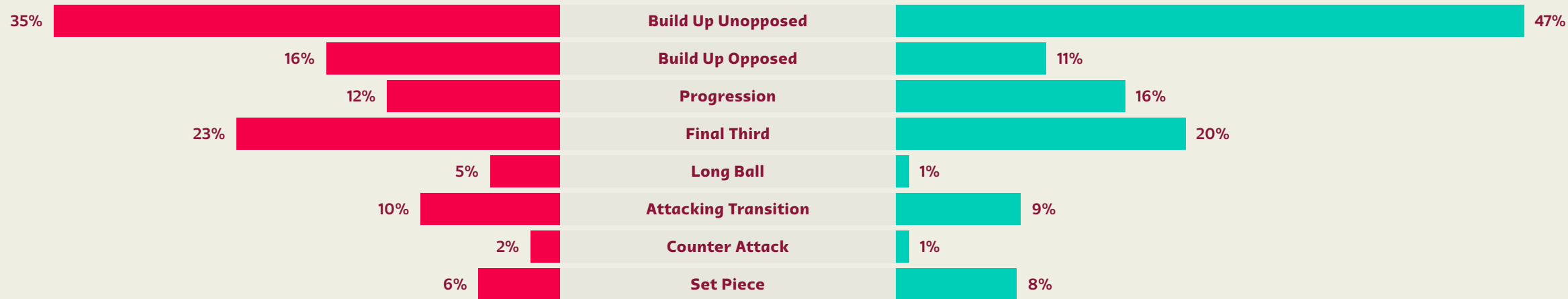
France

Phases of Play

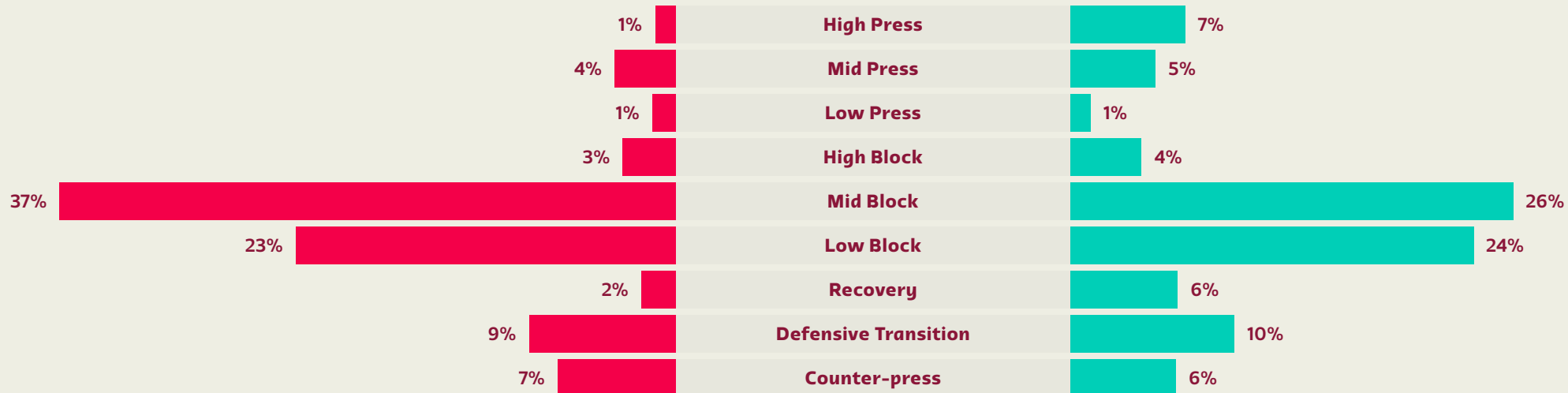
Denmark



IN POSSESSION



OUT OF POSSESSION





FIFA WORLD CUP
Qatar 2022



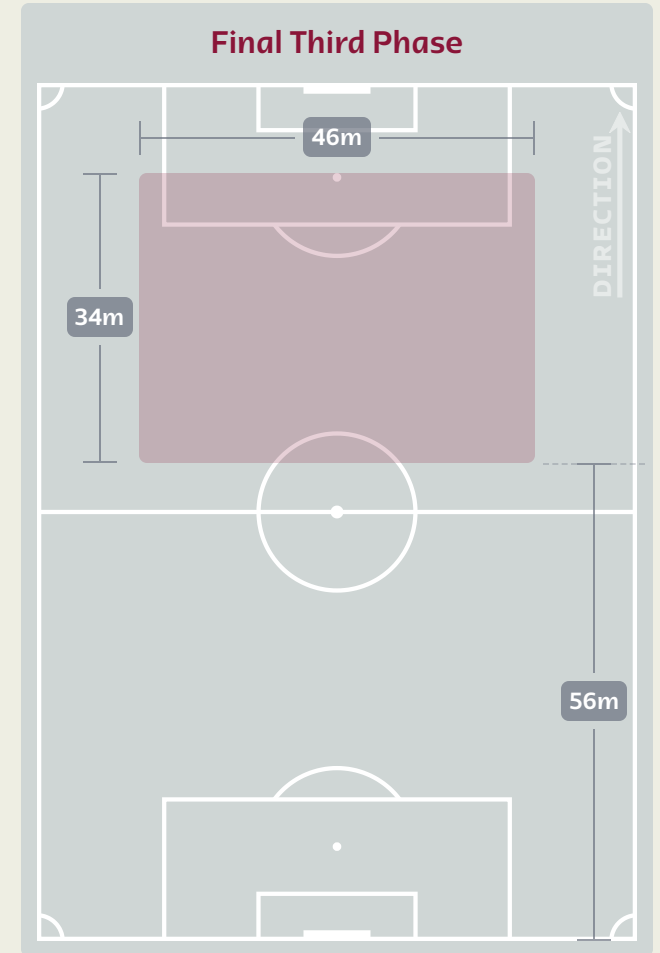
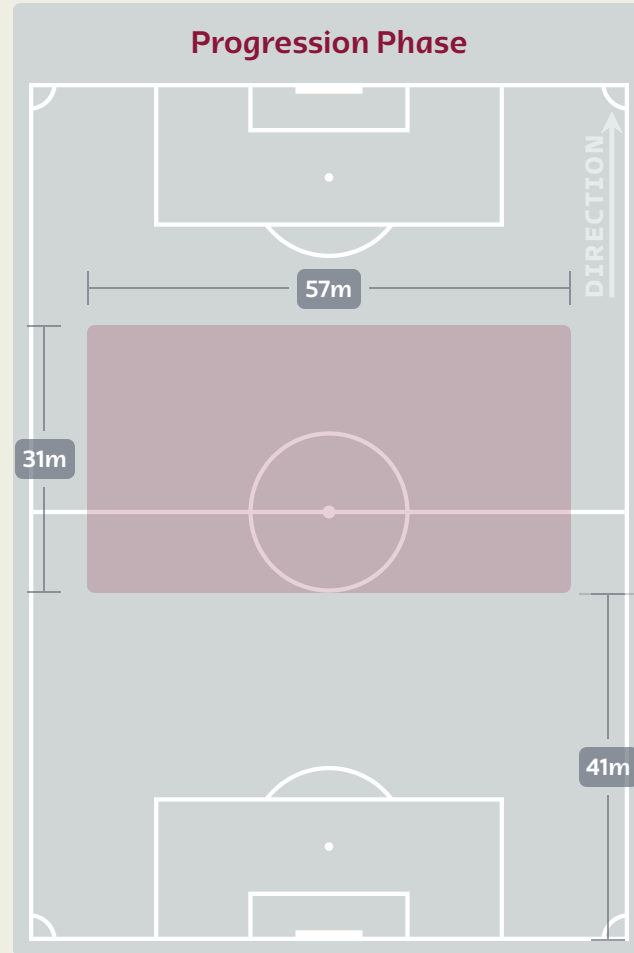
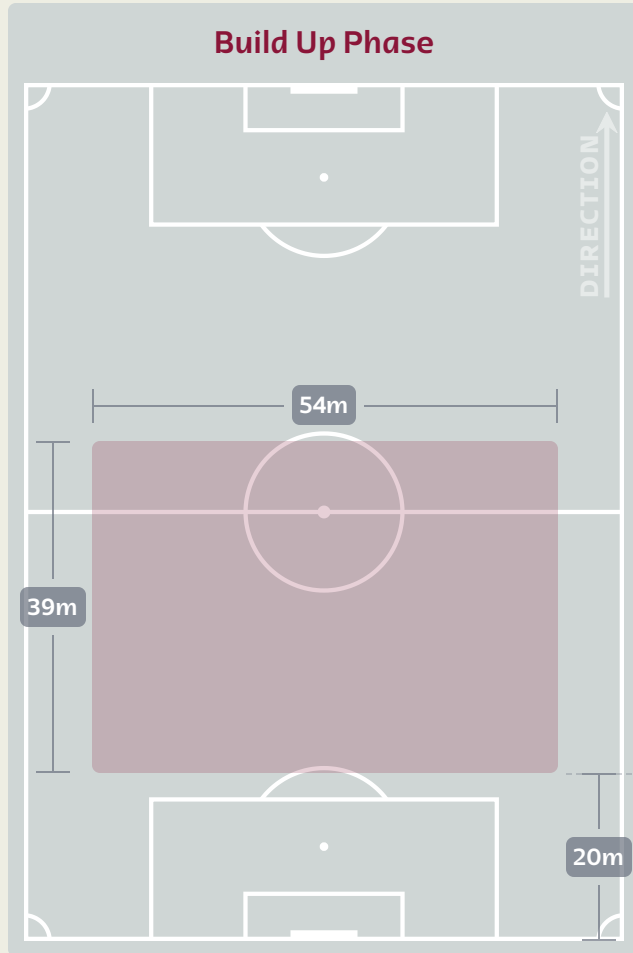
IN POSSESSION



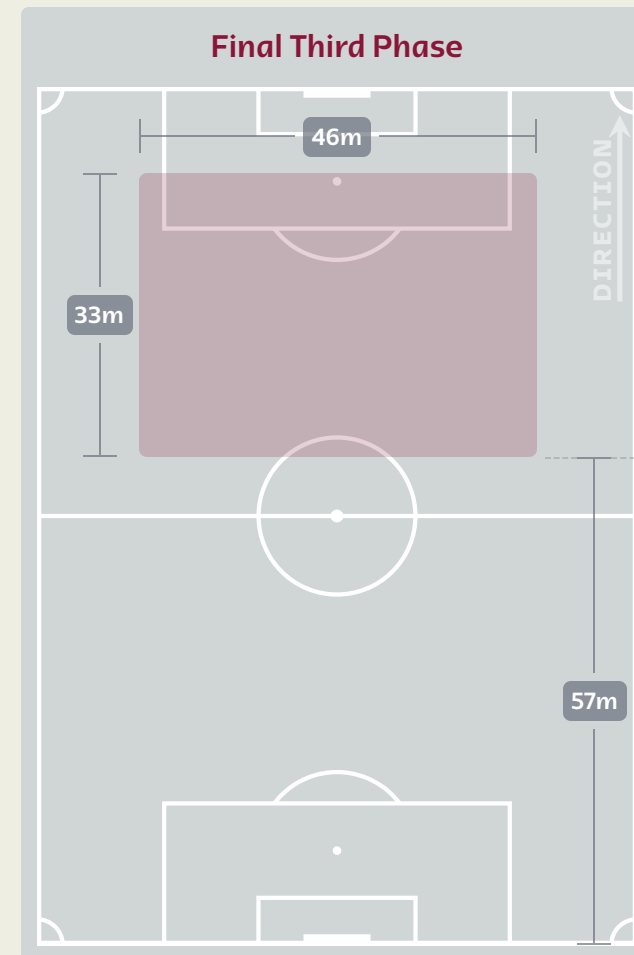
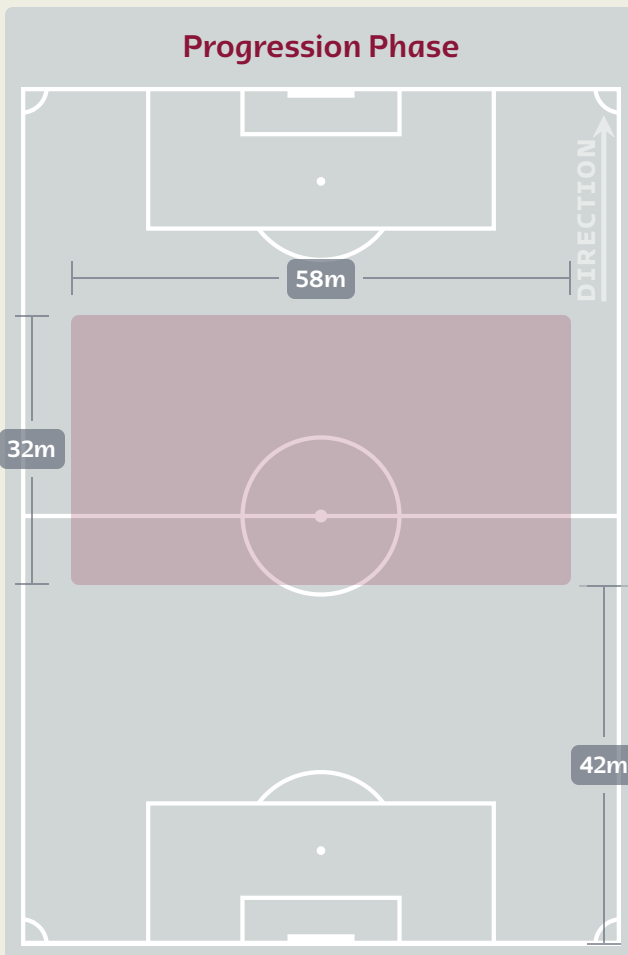
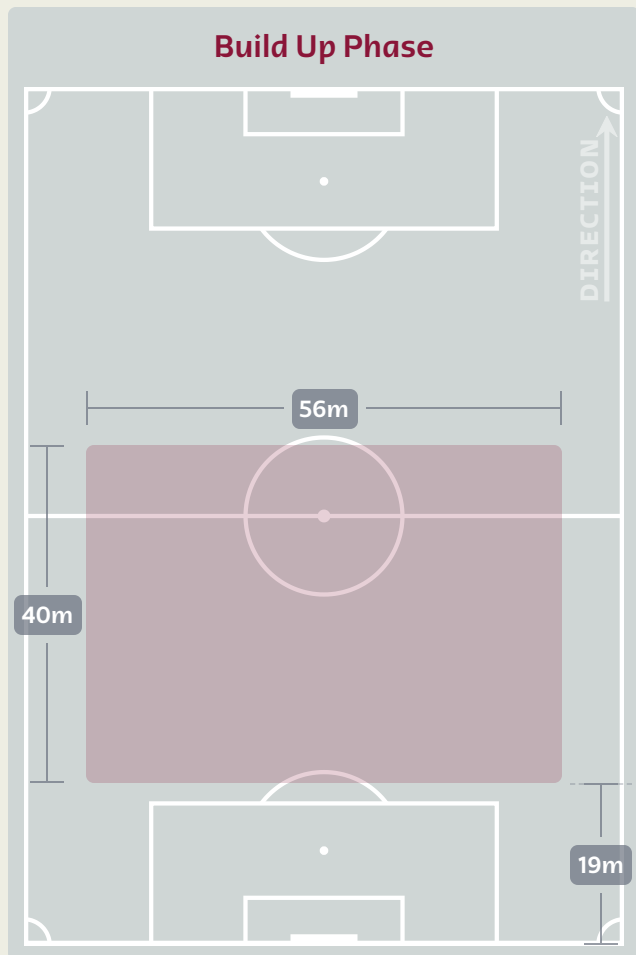
France v Denmark



In Possession Line Height & Team Length



In Possession Line Height & Team Length



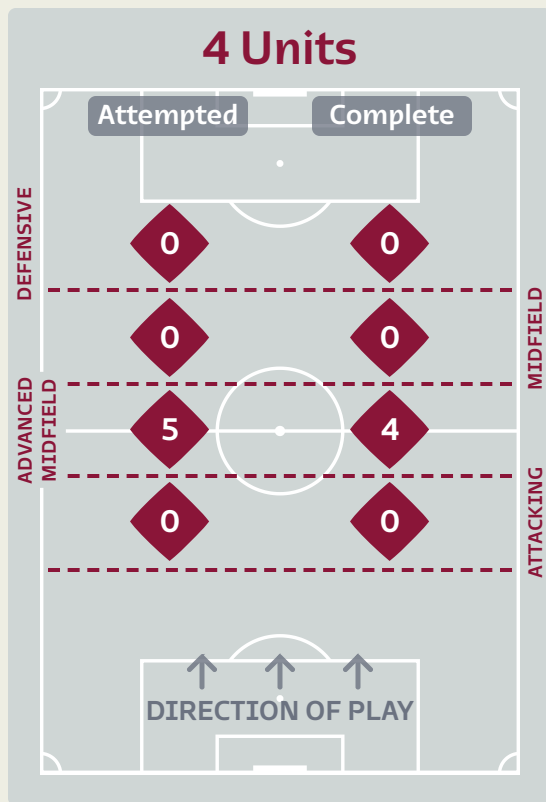
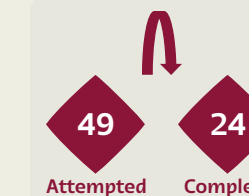

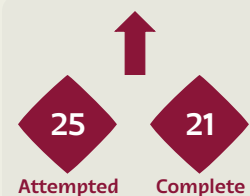
Line Breaks



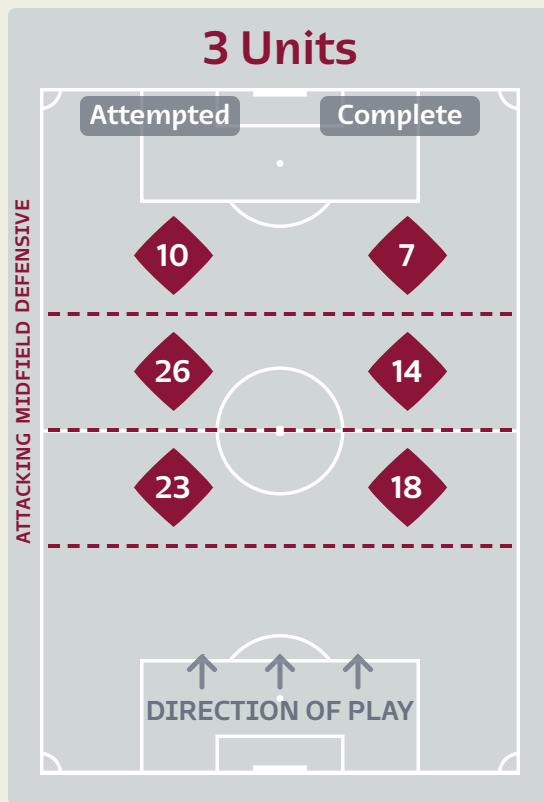
France

Attempted Line Breaks

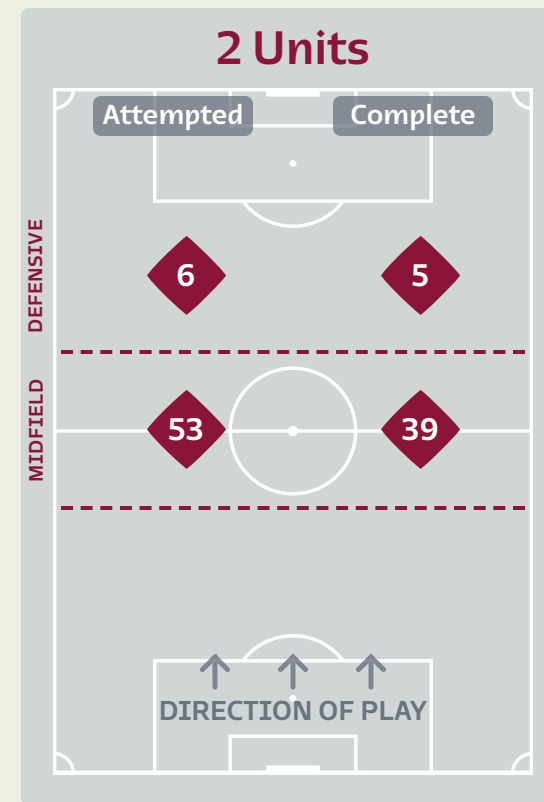
123



Attempted Line Breaks	5
Inside Shape	3
Outside Shape	2



Attempted Line Breaks	59
Inside Shape	33
Outside Shape	26



Attempted Line Breaks	59
Inside Shape	33
Outside Shape	26

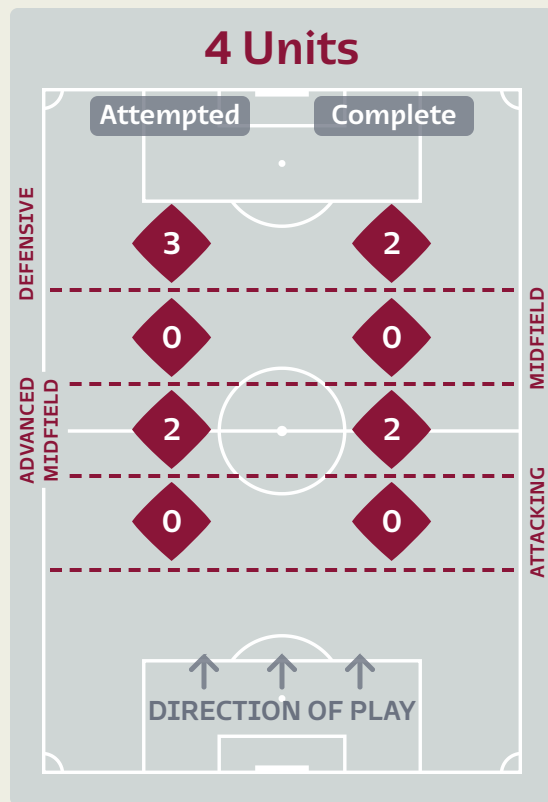
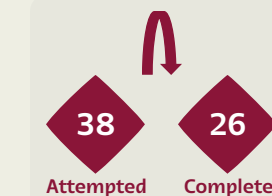
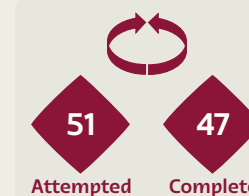
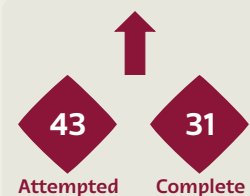
Line Breaks



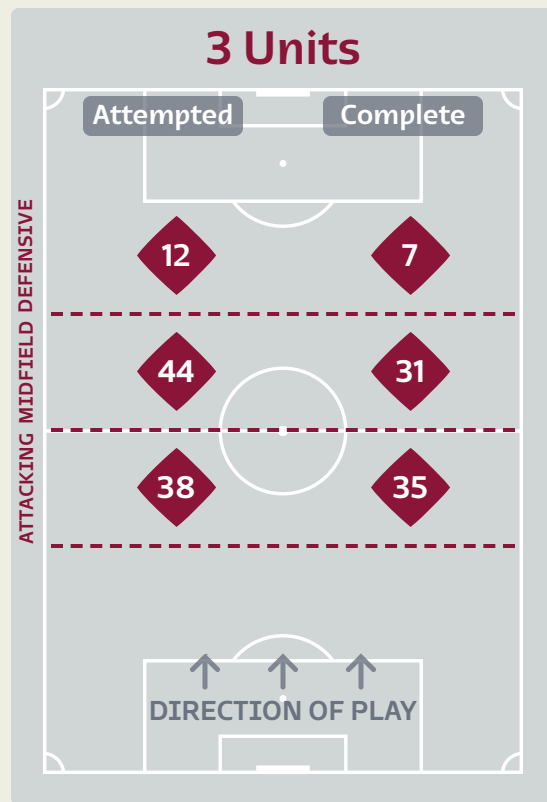
Denmark

Attempted Line Breaks

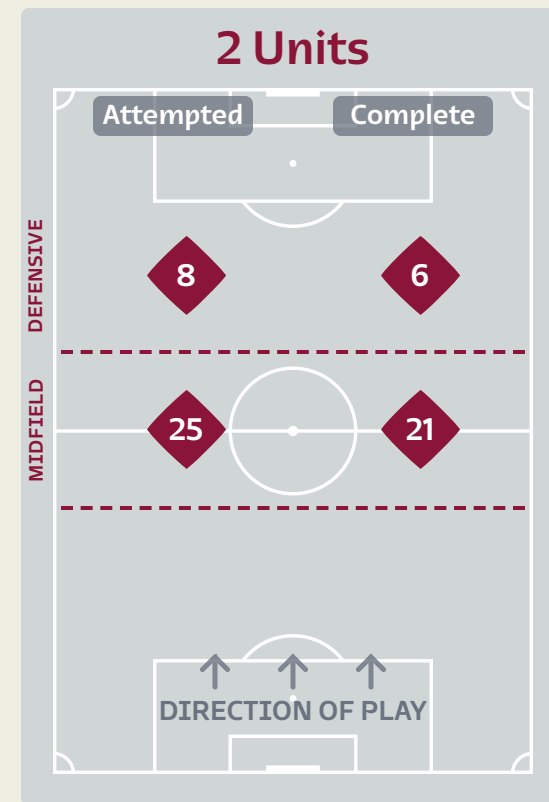
132



Attempted Line Breaks	5
Inside Shape	2
Outside Shape	3



Attempted Line Breaks	94
Inside Shape	43
Outside Shape	51



Attempted Line Breaks	33
Inside Shape	15
Outside Shape	18

Line Breaks



					4 Units				3 Units			2 Units		Direction			Distribution Type		
#	Player	Line Breaks Attempted	Line Breaks Completed	Line Break Completion %	Attacking Line	Attacking Midfield Line	Midfield Line	Defensive Line	Attacking Line	Midfield Line	Defensive Line	Midfield Line	Defensive Line	Through	Around	Over	Pass	Cross	Ball Progression
1	SCHMEICHEL Kasper	3	2	66%	0	0	0	0	2	0	0	1	0	1	0	2	3	0	0
2	ANDERSEN Joachim	12	12	100%	0	0	0	0	7	0	3	2	0	2	7	3	11	0	1
3	NELSSON Victor	15	14	93%	0	1	0	0	6	6	1	1	0	3	8	4	15	0	0
5	MAEHLE Joakim	10	6	60%	0	0	0	0	0	5	0	3	2	2	1	7	8	1	1
6	CHRISTENSEN Andreas	10	8	80%	0	0	0	0	5	3	0	2	0	4	1	5	10	0	0
10	ERIKSEN Christian	21	15	71%	0	0	0	0	5	9	2	4	1	7	7	7	21	0	0
13	KRISTENSEN Rasmus	20	15	75%	0	1	0	2	3	6	3	2	3	5	13	2	19	0	1
14	DAMSGAARD Mikkel	7	6	85%	0	0	0	0	0	6	0	1	0	4	3	0	7	0	0
21	CORNELIUS Andreas	0	0	0%	0	0	0	0	0	0	0	0	0	0	0	0	0	0	0
23	HOJBJERG Pierre-Emile	25	21	84%	0	0	0	1	7	9	1	7	0	9	8	8	25	0	0
25	LINDSTROM Jesper	3	2	66%	0	0	0	0	0	0	0	1	2	2	1	0	2	0	1
9	BRAITHWAITE Martin	2	0	0%	0	0	0	0	0	0	2	0	0	1	1	0	1	0	1
12	DOLBERG Kasper	0	0	0%	0	0	0	0	0	0	0	0	0	0	0	0	0	0	0
15	NORGAARD Christian	3	3	100%	0	0	0	0	2	0	0	1	0	2	1	0	3	0	0
26	BAH Alexander	1	0	0%	0	0	0	0	1	0	0	0	0	1	0	0	1	0	0

Passing Networks

France



#	Passes From ↓ to →	LLORIS Hugo	VARANE Raphael	KOUNDE Jules	GRIEZMANN Antoine	TCHOUAMENI Aurelien	GIROUD Olivier	MBAPPE Kylian	DEMBELE Ousmane	RABIOT Adrien	UPAMECANO Dayot	HERNANDEZ Theo	FOFANA Youssouf	COMAN Kingsley	KONATE Ibrahima	THURAM Marcus
1	LLORIS Hugo	0	2	2	1	2	1	1	0	3	4	2	0	0	2	0
4	VARANE Raphael	2	0	9	2	1	1	1	1	2	8	2	0	0	0	0
5	KOUNDE Jules	5	3	0	1	7	2	0	9	3	3	0	1	5	1	0
7	GRIEZMANN Antoine	0	2	3	0	2	1	3	4	3	4	9	0	0	0	0
8	TCHOUAMENI Aurelien	0	6	11	8	0	1	10	7	4	4	6	0	4	2	1
9	GIROUD Olivier	0	1	3	1	1	0	0	1	0	0	0	0	0	0	0
10	MBAPPE Kylian	0	1	1	1	6	1	0	1	3	1	8	0	0	0	2
11	DEMBELE Ousmane	0	2	8	0	2	0	4	0	4	0	0	0	0	0	0
14	RABIOT Adrien	1	2	0	5	9	0	4	0	0	3	14	0	2	0	0
18	UPAMECANO Dayot	3	7	2	3	8	0	2	3	5	0	14	0	0	3	0
22	HERNANDEZ Theo	5	2	1	1	12	0	19	0	3	8	0	0	0	1	0
13	FOFANA Youssouf	0	0	0	0	2	0	0	0	0	0	0	0	0	0	0
20	COMAN Kingsley	0	0	4	1	2	0	0	0	2	0	1	0	0	2	0
24	KONATE Ibrahima	0	0	4	1	1	0	0	0	0	3	1	0	0	0	0
26	THURAM Marcus	0	0	0	0	1	0	1	0	0	0	0	0	1	0	0

Top 5 Player to Player Passers

Player	Passed To	% of Total Team Passes
HERNANDEZ Theo	MBAPPE Kylian	4.6%
RABIOT Adrien	HERNANDEZ Theo	3.4%
UPAMECANO Dayot	HERNANDEZ Theo	3.4%
HERNANDEZ Theo	TCHOUAMENI Aurelien	2.9%
TCHOUAMENI Aurelien	KOUNDE Jules	2.6%

Passing Networks

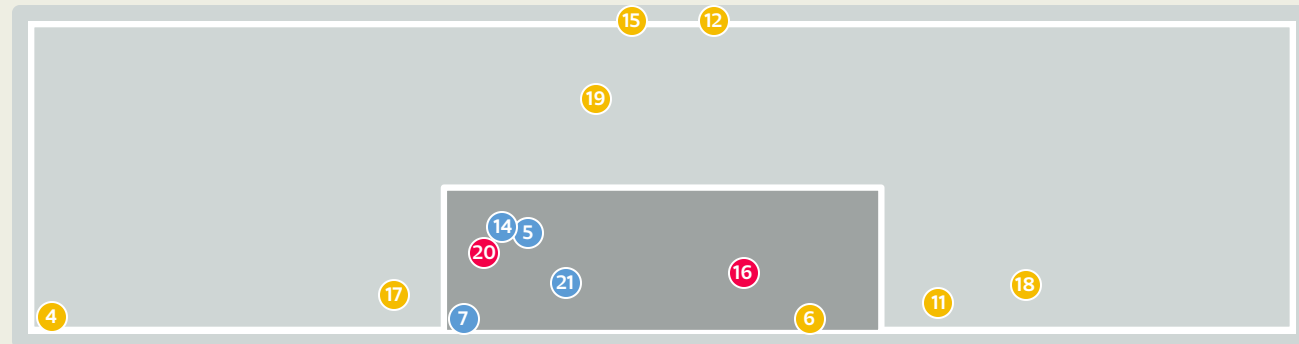
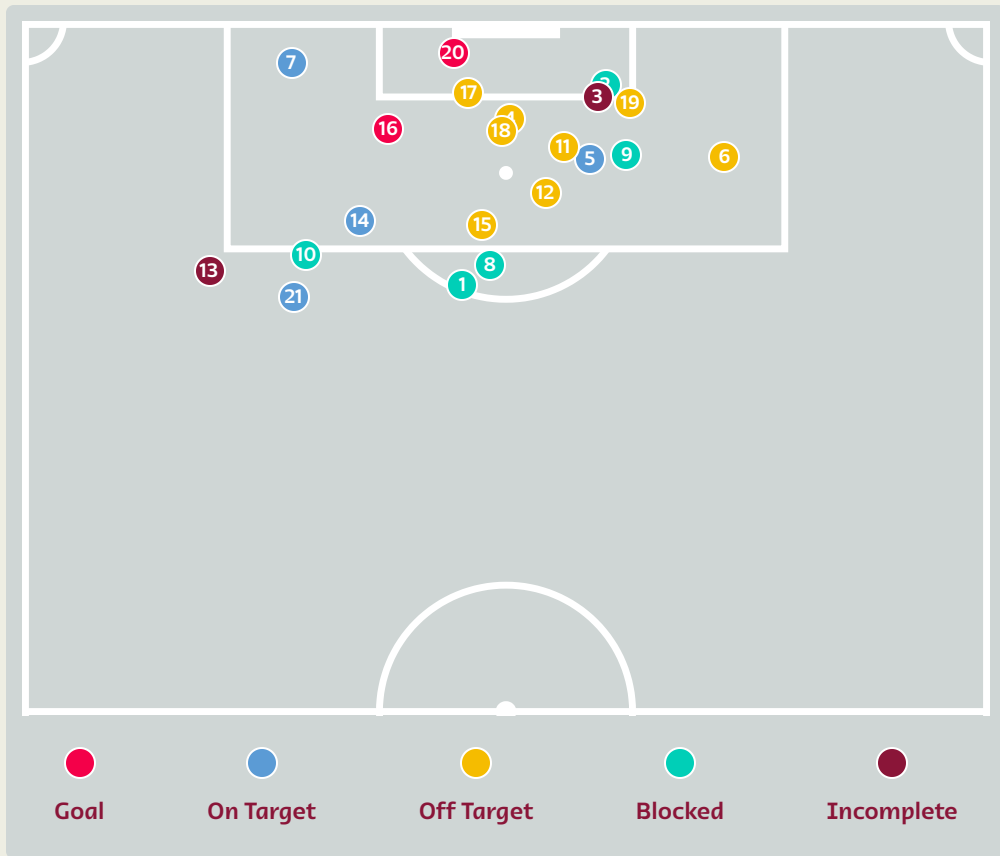


#	Passes From ↓ to →	SCHMEICHEL Kasper	ANDERSEN Joachim	NELSSON Victor	MAEHLE Joakim	CHRISTENSEN Andreas	ERIKSEN Christian	KRISTENSEN Rasmus	DAMSGAARD Mikkel	CORNELIUS Andreas	HOJBJERG Pierre-Emile	LINDSTROM Jesper	BRAITHWAITE Martin	DOLBERG Kasper	NORGAARD Christian	BAH Alexander
1	SCHMEICHEL Kasper	0	1	4	0	4	1	3	0	1	1	0	0	0	1	0
2	ANDERSEN Joachim	1	0	5	3	13	2	7	2	0	2	0	0	1	0	0
3	NELSSON Victor	2	2	0	11	20	8	5	6	1	6	3	0	0	1	0
5	MAEHLE Joakim	1	0	6	0	0	3	0	5	0	7	0	1	1	3	0
6	CHRISTENSEN Andreas	0	6	20	3	0	9	7	3	1	13	0	0	0	3	0
10	ERIKSEN Christian	0	3	8	5	8	0	12	2	1	5	4	0	1	1	0
13	KRISTENSEN Rasmus	1	10	1	0	3	8	0	1	1	6	8	1	1	1	0
14	DAMSGAARD Mikkel	0	1	1	6	3	3	1	0	3	2	1	1	0	0	0
21	CORNELIUS Andreas	0	0	1	2	0	1	2	0	0	2	0	0	0	0	0
23	HOJBJERG Pierre-Emile	1	4	8	0	13	8	10	5	3	0	1	2	0	2	0
25	LINDSTROM Jesper	0	1	0	2	0	1	7	0	1	2	0	0	0	0	0
9	BRAITHWAITE Martin	0	0	0	1	0	2	0	0	0	0	0	0	0	0	0
12	DOLBERG Kasper	0	0	0	0	0	1	1	0	0	0	0	0	0	0	0
15	NORGAARD Christian	0	4	1	1	2	1	1	0	0	0	0	0	1	0	2
26	BAH Alexander	0	1	1	0	0	0	0	0	0	0	0	0	0	1	0

Top 5 Player to Player Passers

Player	Passed To	% of Total Team Passes
NELSSON Victor	CHRISTENSEN Andreas	4.4%
CHRISTENSEN Andreas	NELSSON Victor	4.4%
ANDERSEN Joachim	CHRISTENSEN Andreas	2.9%
CHRISTENSEN Andreas	HOJBJERG Pierre-Emile	2.9%
HOJBJERG Pierre-Emile	CHRISTENSEN Andreas	2.9%

Attempts at Goal



Key	Outcome	Shots
●	Goals	2
●	On Target	4
●	Off Target	8
●	Blocked	5
●	Incomplete	2

Attempts at Goal

France



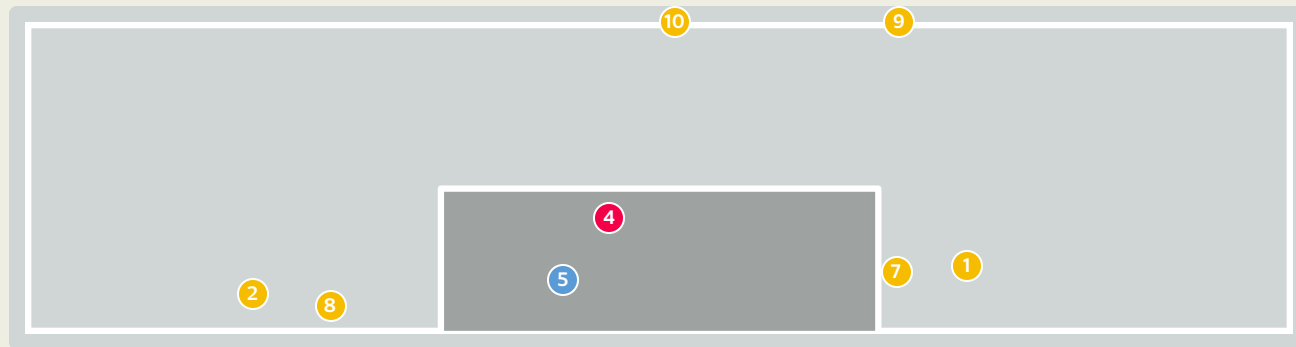
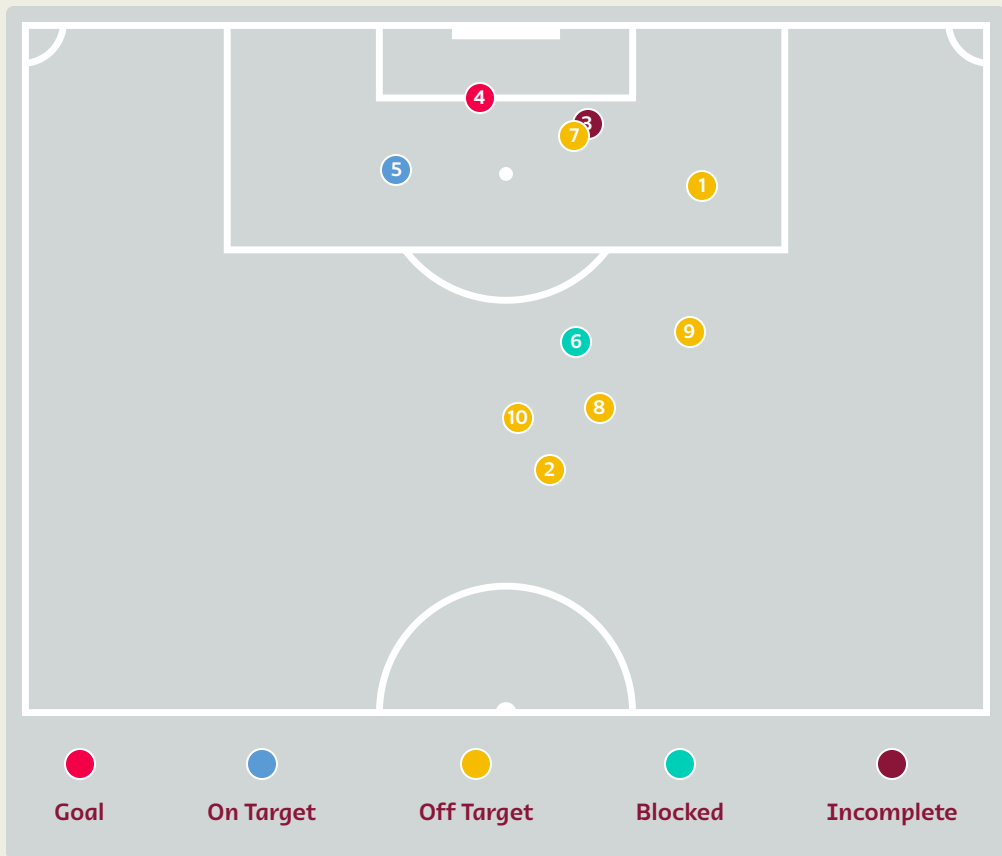
Time	Player	Outcome	Body Part	Delivery Type
5	11 DEMBELE Ousmane	Incomplete - Blocked	Right Foot	Pass
9	14 RABIOT Adrien	Incomplete - Blocked	Head	Cross
12	4 VARANE Raphael	Incomplete - Defensive Event	Head	Corner
14	9 GIROUD Olivier	Off Target	Head	Cross
20	14 RABIOT Adrien	On Target - Saved	Head	Cross
29	5 KOUNDE Jules	Deflected Off Target - Defensive Event	Right Foot	Cross
32	7 GRIEZMANN Antoine	On Target - Saved	Left Foot	Pass
32	8 TCHOUAMENI Aurelien	Incomplete - Blocked	Right Foot	Pass
32	11 DEMBELE Ousmane	Incomplete - Blocked	Left Foot	Pass
33	14 RABIOT Adrien	Incomplete - Blocked	Left Foot	Loose Ball
36	9 GIROUD Olivier	Off Target	Head	Cross
39	10 MBAPPE Kylian	Off Target	Right Foot	Cross
47	10 MBAPPE Kylian	Incomplete	Right Foot	Pass
55	10 MBAPPE Kylian	On Target - Saved	Left Foot	Ball Progression
59	7 GRIEZMANN Antoine	Off Target - Player On Ball Error	Left Foot	Pass
60	10 MBAPPE Kylian	Deflected On Target - Goal	Right Foot	Pass
77	8 TCHOUAMENI Aurelien	Deflected Off Target - Defensive Event	Head	Corner

Attempts at Goal

France

Time	Player	Outcome	Body Part	Delivery Type
78	5 KOUNDE Jules	Deflected Off Target - Defensive Event	Head	Cross
79	14 RABIOT Adrien	Off Target	Left Foot	Cross
85	10 MBAPPE Kylian	On Target - Goal	Lower Body	Cross
90	10 MBAPPE Kylian	On Target - Saved	Right Foot	Pass

Attempts at Goal



Key	Outcome	Shots
●	Goals	1
●	On Target	1
●	Off Target	6
●	Blocked	1
●	Incomplete	1

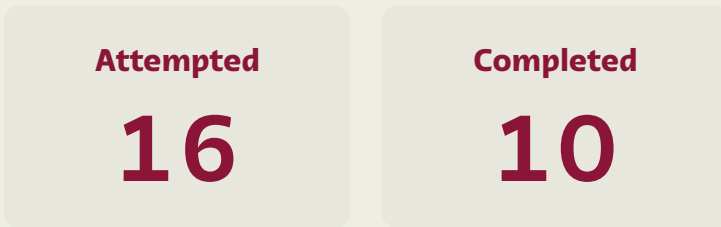
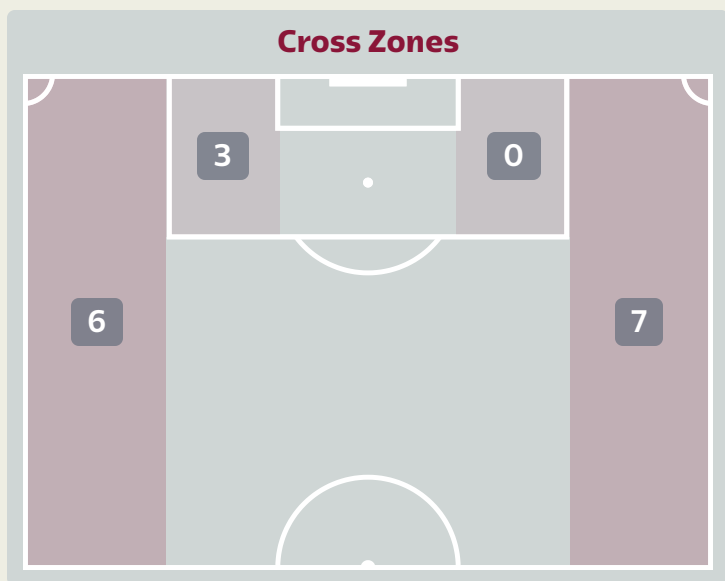
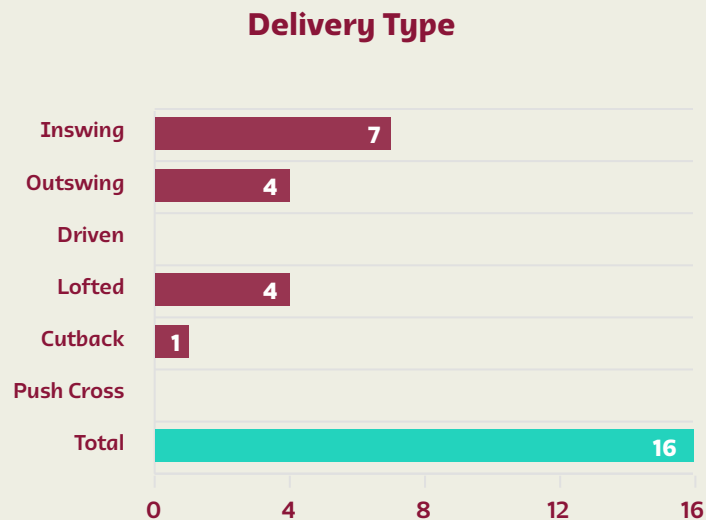
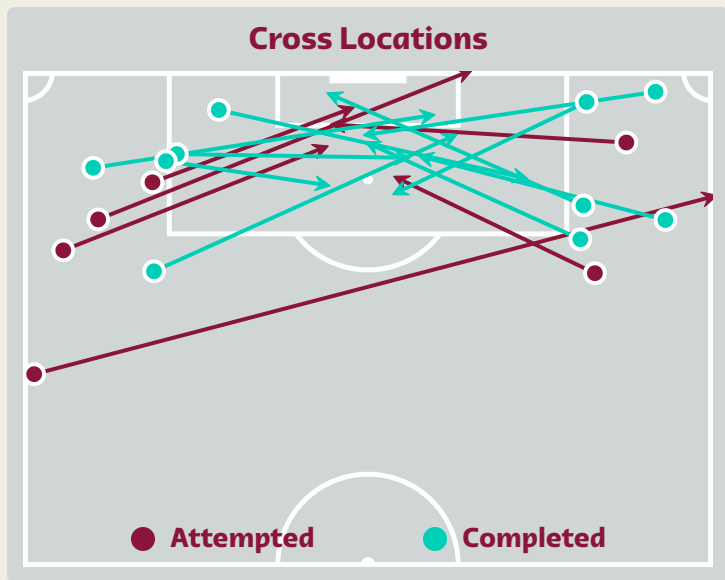
Attempts at Goal



Time	Player	Outcome	Body Part	Delivery Type
35	21 CORNELIUS Andreas	Off Target	Right Foot	Pass
44	10 ERIKSEN Christian	Off Target	Right Foot	Loose Ball
67	2 ANDERSEN Joachim	Incomplete - Assist	Head	Corner
67	6 CHRISTENSEN Andreas	On Target - Goal	Head	Loose Ball
72	25 LINDSTROM Jesper	On Target - Saved	Right Foot	Cross
73	10 ERIKSEN Christian	Incomplete - Blocked	Left Foot	Loose Ball
80	9 BRAITHWAITE Martin	Off Target	Right Foot	Cross
83	23 HOJBJERG Pierre-Emile	Off Target	Right Foot	Loose Ball
88	2 ANDERSEN Joachim	Deflected Off Target - Defensive Event	Left Foot	Pass
96	5 MAEHLE Joakim	Off Target	Right Foot	Loose Ball



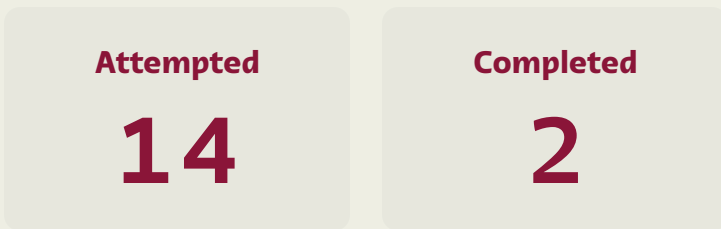
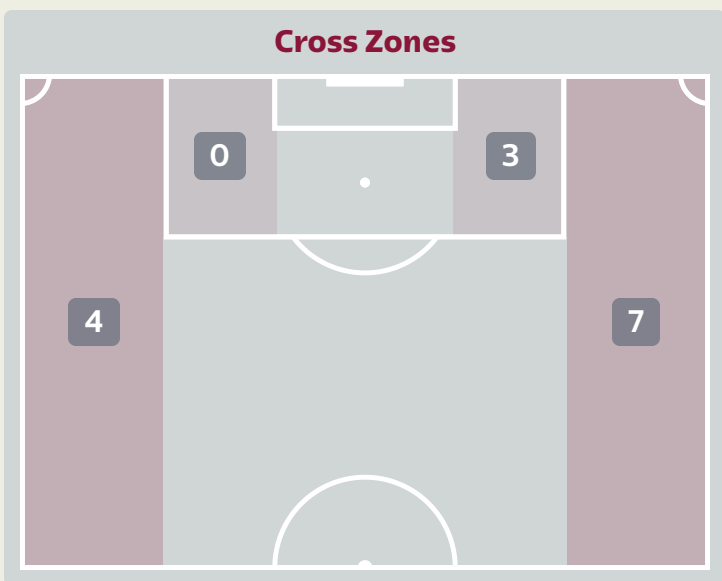
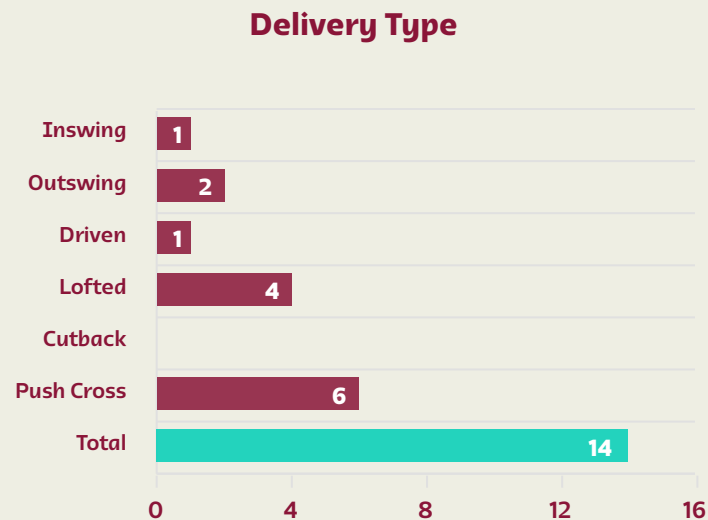
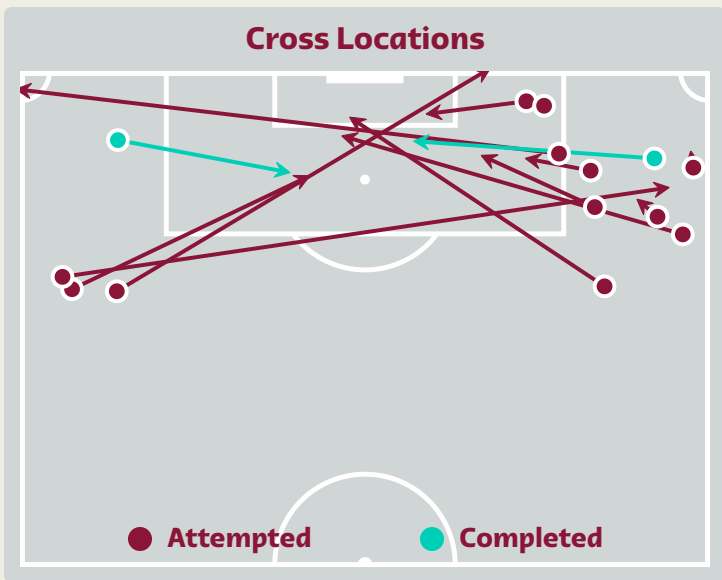
Crosses (Open Play)



#	Player	Inswing	Outswing	Driven	Lofted	Cutback	Push Cross	Total Attempted
1	LLORIS Hugo	0	0	0	0	0	0	0
4	VARANE Raphael	0	0	0	0	0	0	0
5	KOUNDE Jules	0	0	0	1	0	0	1
7	GRIEZMANN Antoine	1	0	0	1	0	0	2
8	TCHOUAMENI Aurelien	0	0	0	0	0	0	0
9	GIROUD Olivier	0	0	0	0	0	0	0
10	MBAPPE Kylian	5	0	0	2	0	0	7
11	DEMBELE Ousmane	1	1	0	0	1	0	3
14	RABIOT Adrien	0	0	0	0	0	0	0
18	UPAMECANO Dayot	0	0	0	0	0	0	0
22	HERNANDEZ Theo	0	2	0	0	0	0	2
13	FOFANA Youssef	0	0	0	0	0	0	0
20	COMAN Kingsley	0	1	0	0	0	0	1
24	KONATE Ibrahima	0	0	0	0	0	0	0
26	THURAM Marcus	0	0	0	0	0	0	0

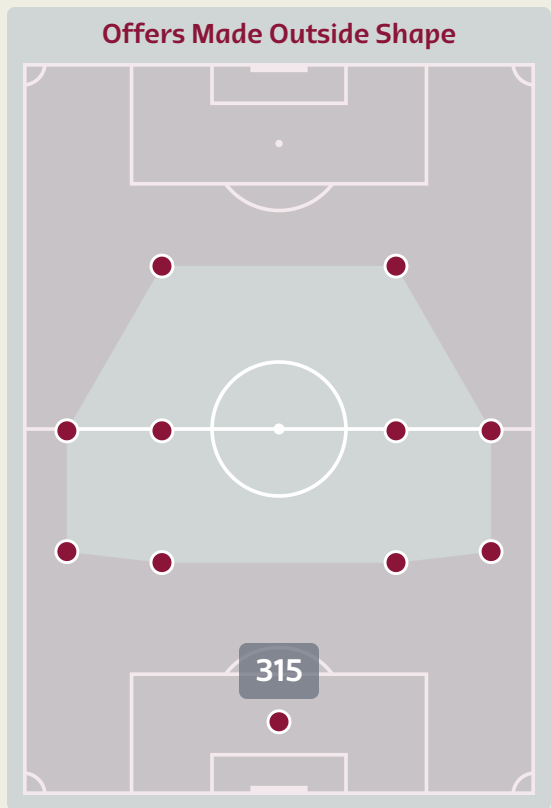
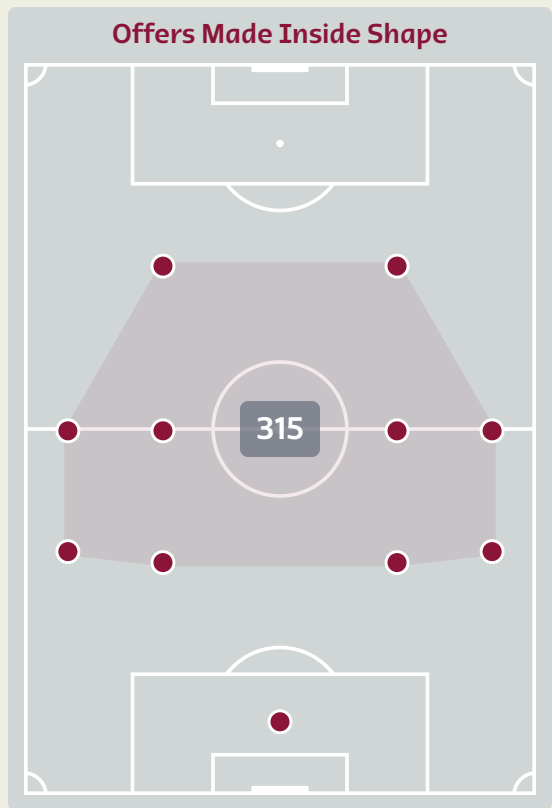


Crosses (Open Play)



#	Player	Inswing	Outswing	Driven	Lofted	Cutback	Push Cross	Total Attempted
1	SCHMEICHEL Kasper	0	0	0	0	0	0	0
2	ANDERSEN Joachim	0	0	0	0	0	0	0
3	NELSSON Victor	0	0	0	0	0	0	0
5	MAEHLE Joakim	1	0	0	0	0	0	1
6	CHRISTENSEN Andreas	0	0	0	0	0	0	0
10	ERIKSEN Christian	0	1	0	1	0	0	2
13	KRISTENSEN Rasmus	0	0	0	2	0	1	3
14	DAMSGAARD Mikkel	0	0	0	0	0	2	2
21	CORNELIUS Andreas	0	0	0	0	0	0	0
23	HOJBJERG Pierre-Emile	0	0	0	1	0	0	1
25	LINDSTROM Jesper	0	1	1	0	0	1	3
9	BRAITHWAITE Martin	0	0	0	0	0	0	0
12	DOLBERG Kasper	0	0	0	0	0	1	1
15	NORGAARD Christian	0	0	0	0	0	0	0
26	BAH Alexander	0	0	0	0	0	1	1

Offering to Receive



#	Player	Offers Made	Offers Received	% Made & Received
1	LLORIS Hugo	6	3	50%
4	VARANE Raphael	20	11	55%
5	KOUNDE Jules	60	22	36.7%
7	GRIEZMANN Antoine	63	21	33.3%
8	TCHOUAMENI Aurelien	89	36	40.4%
9	GIROUD Olivier	52	8	15.4%
10	MBAPPE Kylian	70	38	54.3%
11	DEMBELE Ousmane	42	14	33.3%
14	RABIOT Adrien	87	32	36.8%
18	UPAMECANO Dayot	53	26	49.1%
22	HERNANDEZ Theo	47	23	48.9%
13	FOFANA Youssouf	2	1	50%
20	COMAN Kingsley	18	10	55.6%
24	KONATE Ibrahima	11	4	36.4%
26	THURAM Marcus	10	2	20%



Offering to Receive

615
Total Offers Made

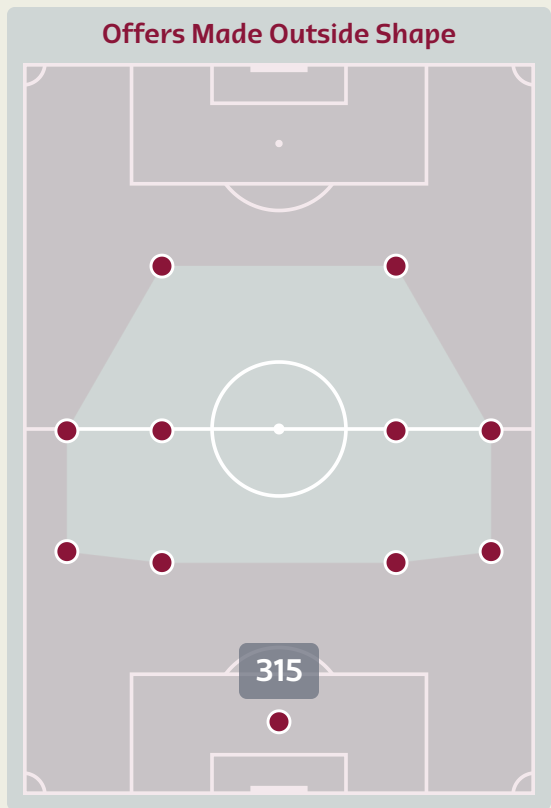
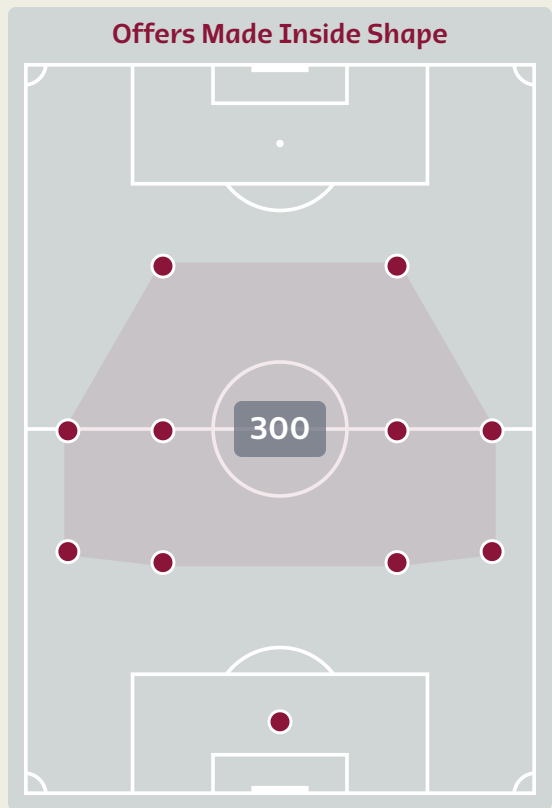
201
Total Offers Received

Most Offers
80
ERIKSEN Christian
LEFT CENTRE MIDFIELD

279
Offers Made in Final Third

285
Offers Made in Middle Third

51
Offers Made in Defensive Third



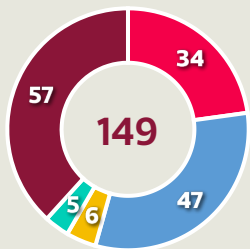
#	Player	Offers Made	Offers Received	% Made & Received
1	SCHMEICHEL Kasper	3	2	66.7%
2	ANDERSEN Joachim	33	17	51.5%
3	NELSSON Victor	16	8	50%
5	MAEHLE Joakim	67	13	19.4%
6	CHRISTENSEN Andreas	26	12	46.2%
10	ERIKSEN Christian	80	35	43.8%
13	KRISTENSEN Rasmus	73	38	52.1%
14	DAMSGAARD Mikkel	71	16	22.5%
21	CORNELIUS Andreas	35	8	22.9%
23	HOJBJERG Pierre-Emile	65	20	30.8%
25	LINDSTROM Jesper	78	18	23.1%
9	BRAITHWAITE Martin	35	4	11.4%
12	DOLBERG Kasper	13	2	15.4%
15	NORGAARD Christian	13	7	53.8%
26	BAH Alexander	7	1	14.3%



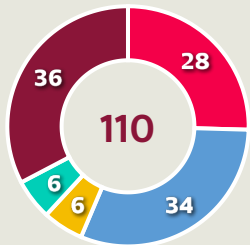
Movement to Receive

Movement Types by Phase

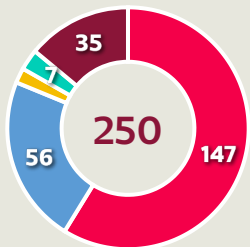
Final Third Phase



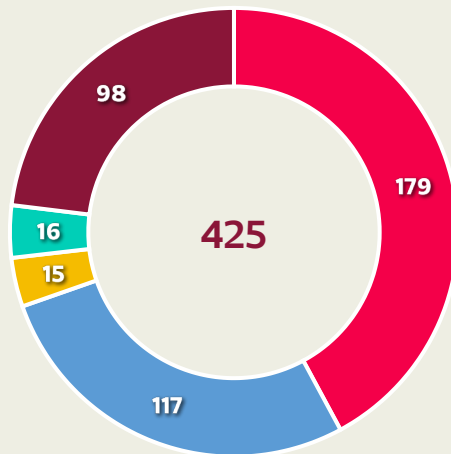
Progression Phase



Build Up Phase



All Movement Types

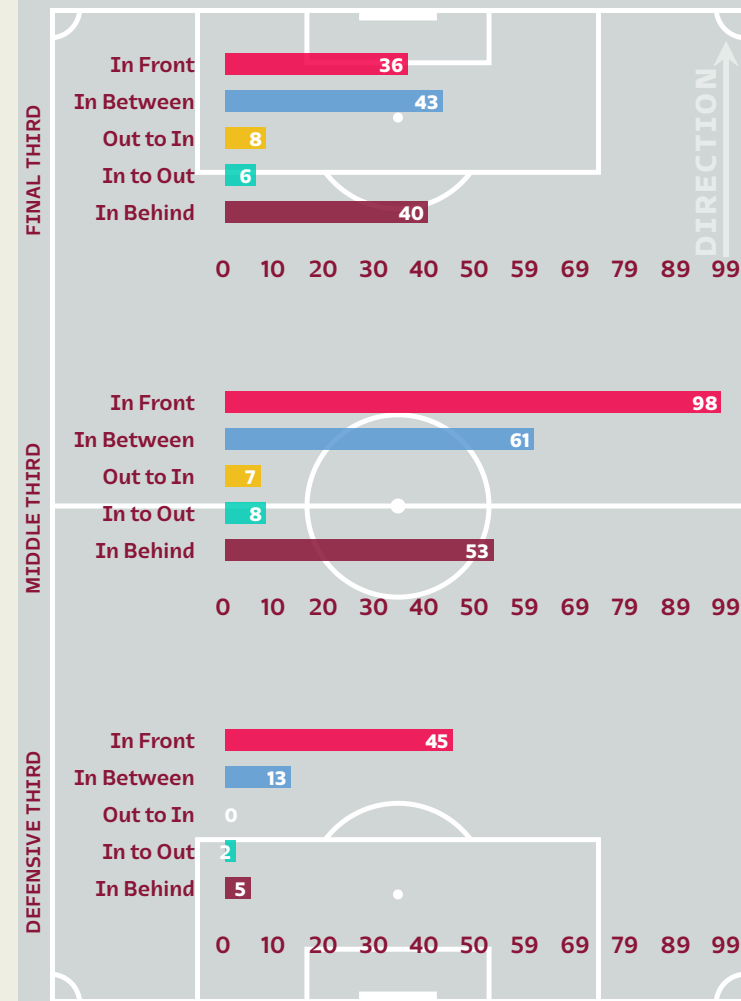


- In Front
- In Between
- Out to In
- In to Out
- In Behind

Top Ranked Players

Type	Player	Movements
In Front	8 TCHOUAMENI Aurelien	56
In Between	9 GIROUD Olivier	28
Out to In	10 MBAPPE Kylian	6
In to Out	7 GRIEZMANN Antoine	5
In Behind	10 MBAPPE Kylian	22

Movement Types Pitch Third

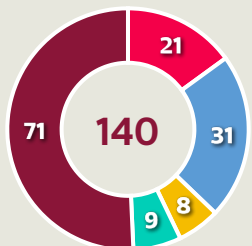




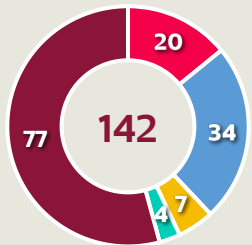
Movement to Receive

Movement Types by Phase

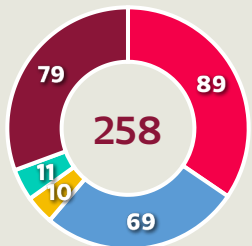
Final Third Phase



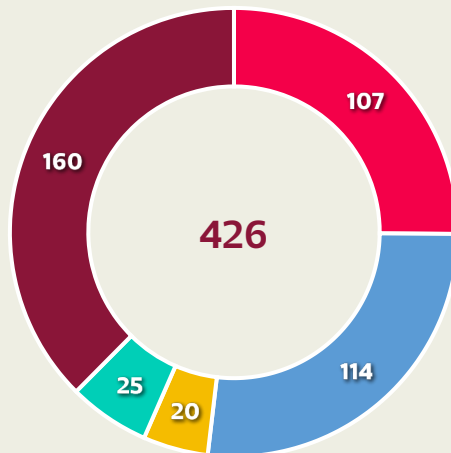
Progression Phase



Build Up Phase



All Movement Types

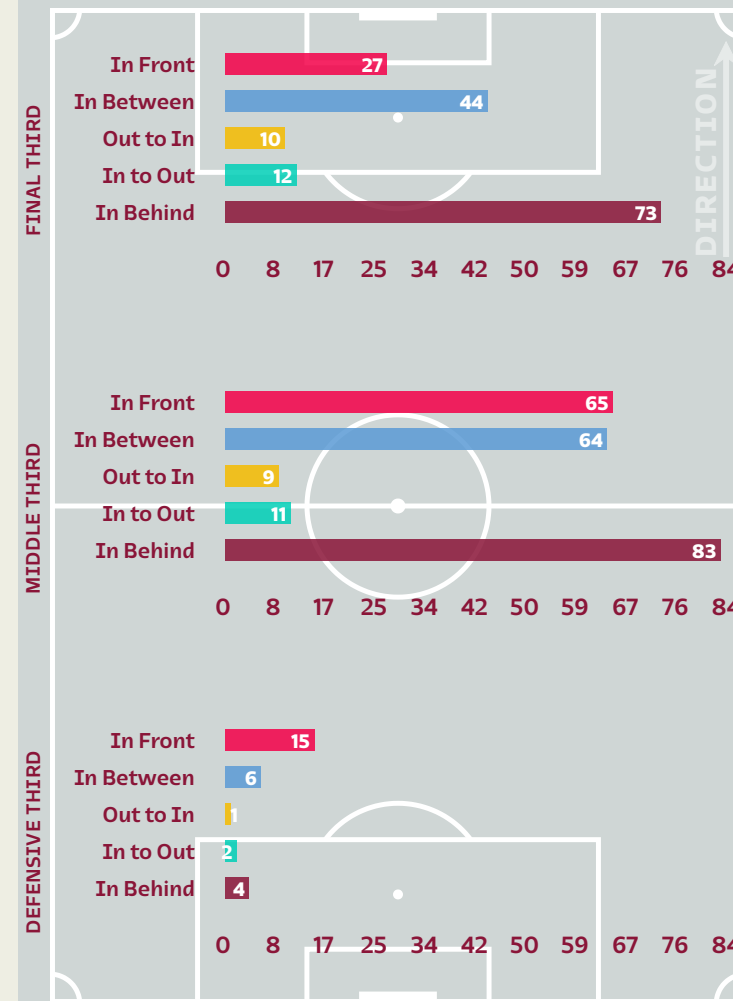


- In Front
- In Between
- Out to In
- In to Out
- In Behind

Top Ranked Players

Type	Player	Movements
In Front	10 ERIKSEN Christian	30
In Between	10 ERIKSEN Christian	25
Out to In	14 DAMSGAARD Mikkel	4
In to Out	14 DAMSGAARD Mikkel	6
In Behind	25 LINDSTROM Jesper	39

Movement Types Pitch Third





FIFA WORLD CUP
Qatar 2022



OUT OF POSSESSION



France v Denmark





Defensive Actions

79

Forced Turnovers

43

Possession Regained

8

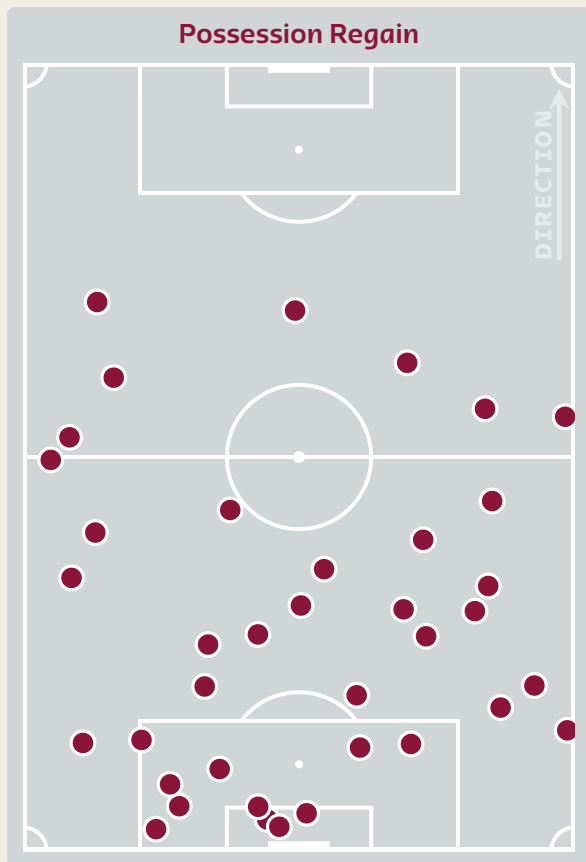
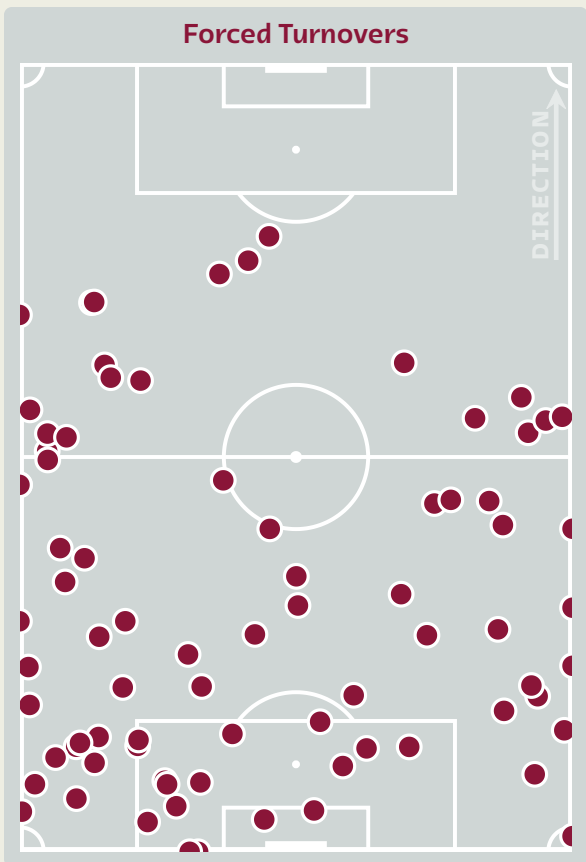
Interceptions

30

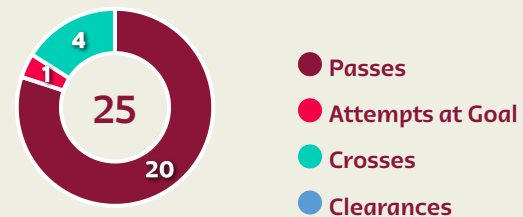
Tackles

4.9

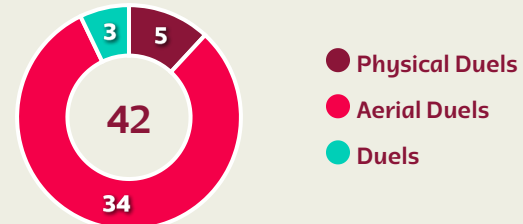
Possession Actions / Defensive Action



Blocks



Possession Contests



Most Possession Regains

8

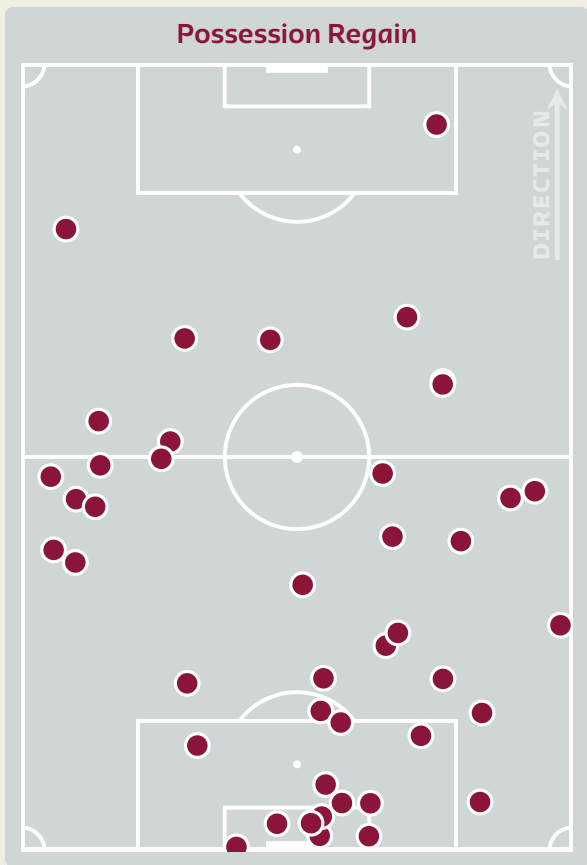
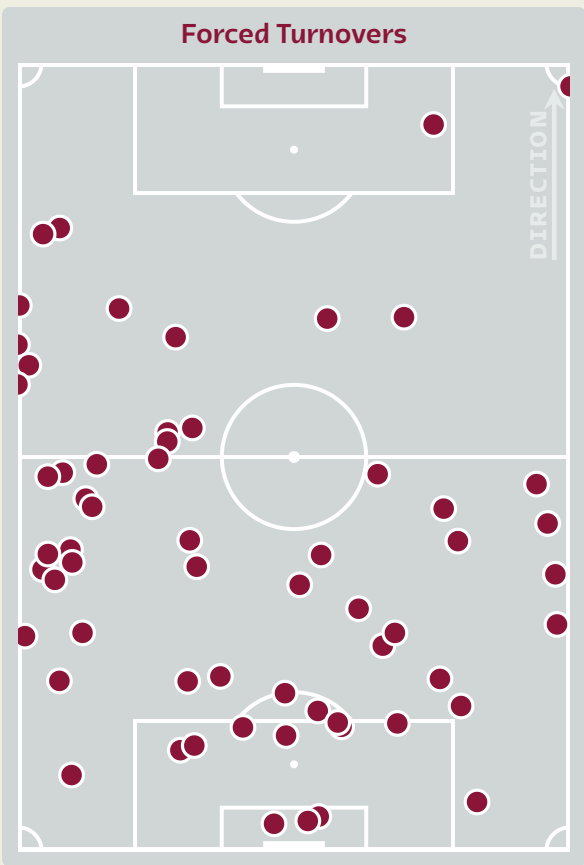
UPAMECANO Dayot

LEFT CENTRE BACK

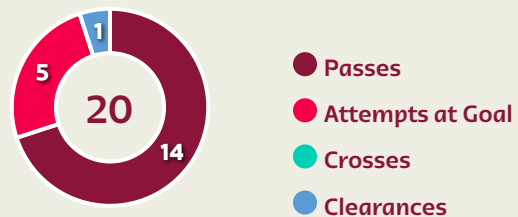
#	Player	Total Possession Regains
1	LLORIS Hugo	3
4	VARANE Raphael	5
5	KOUNDE Jules	4
7	GRIEZMANN Antoine	7
8	TCHOUAMENI Aurelien	3
9	GIROUD Olivier	0
10	MBAPPE Kylian	0
11	DEMBELE Ousmane	2
14	RABIOT Adrien	6
18	UPAMECANO Dayot	8
22	HERNANDEZ Theo	3
13	FOFANA Youssouf	1
20	COMAN Kingsley	0
24	KONATE Ibrahima	1
26	THURAM Marcus	0



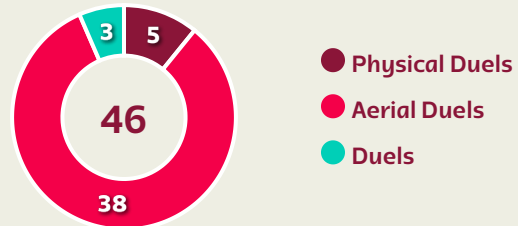
Defensive Actions



Blocks



Possession Contests



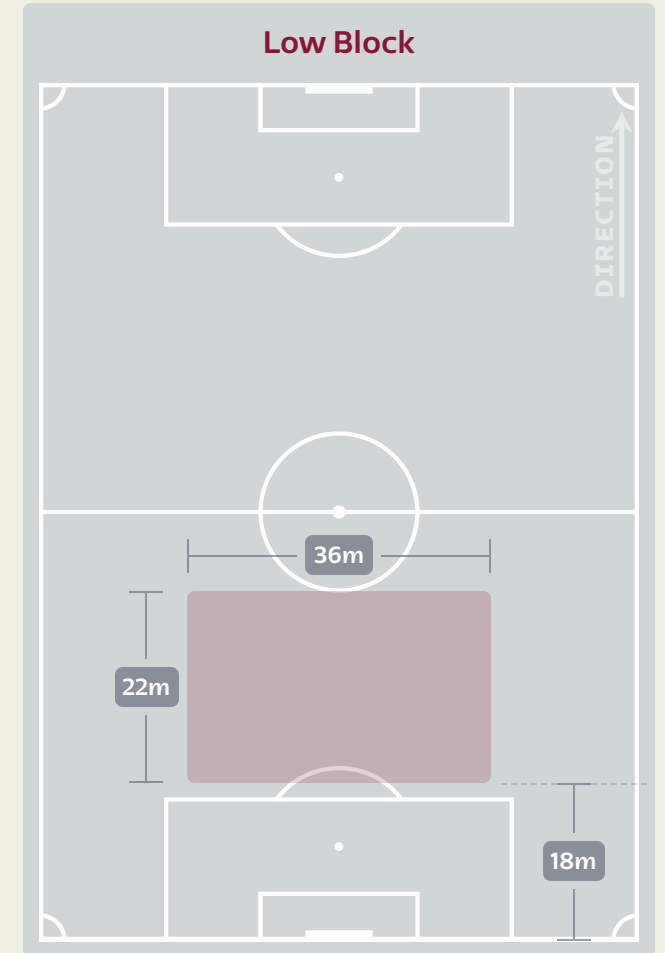
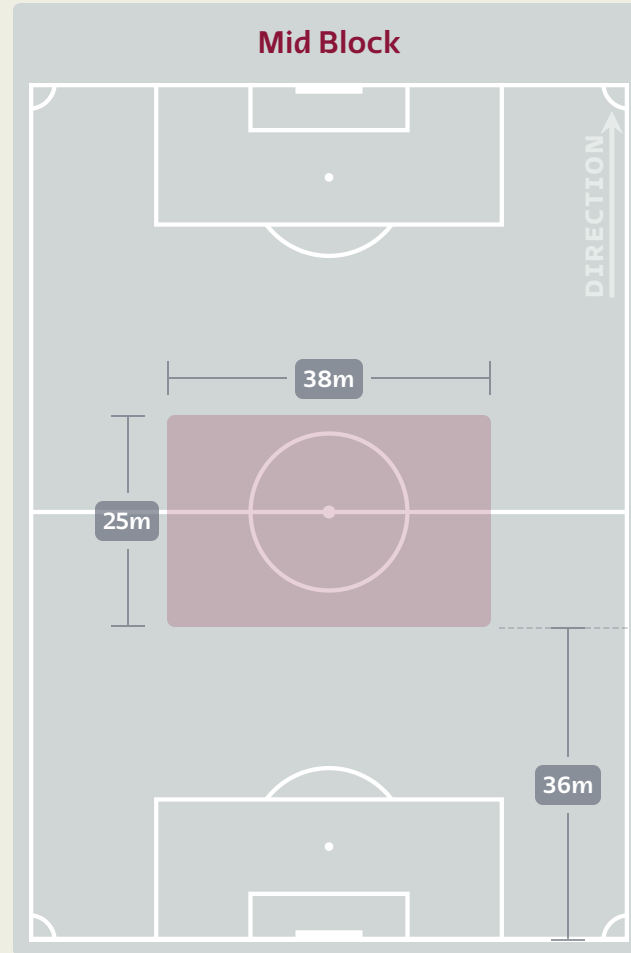
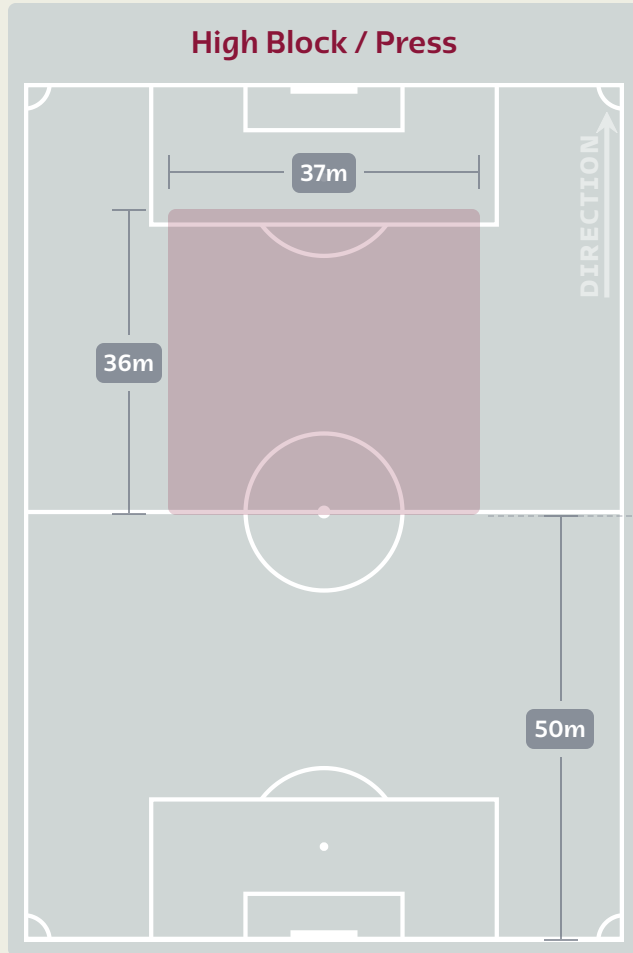
Most Possession Regains



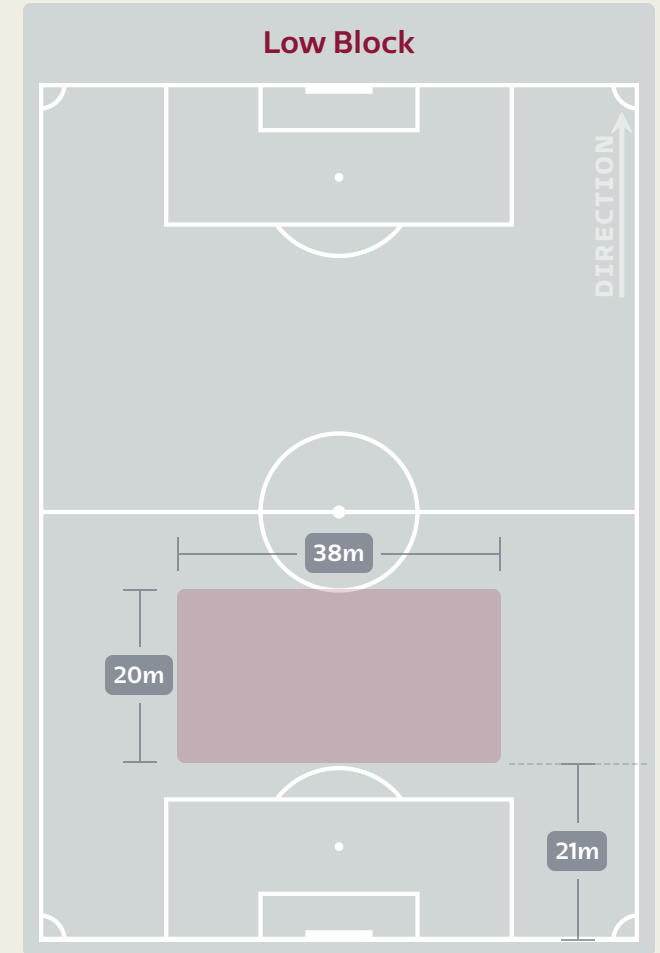
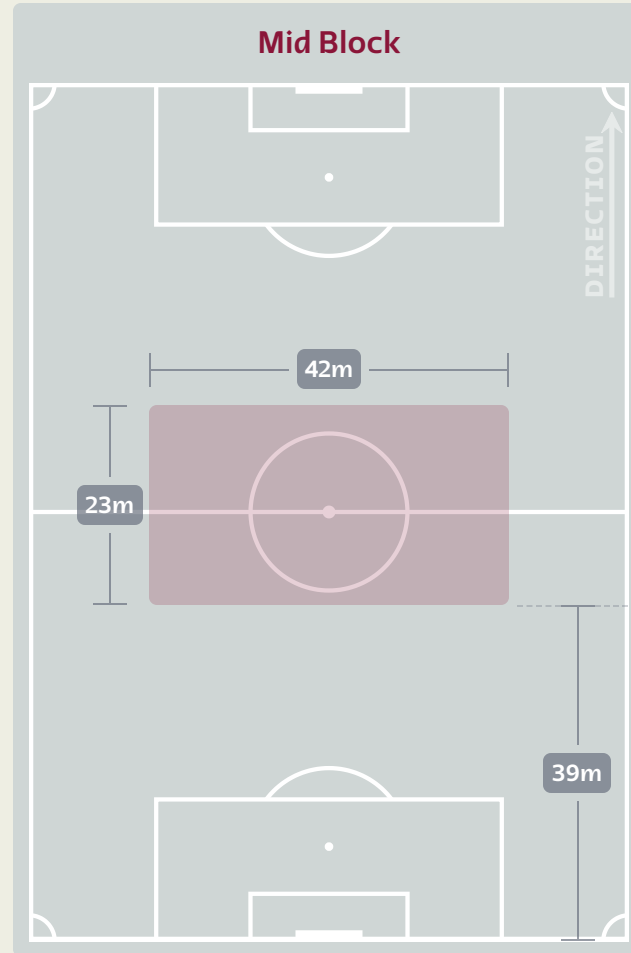
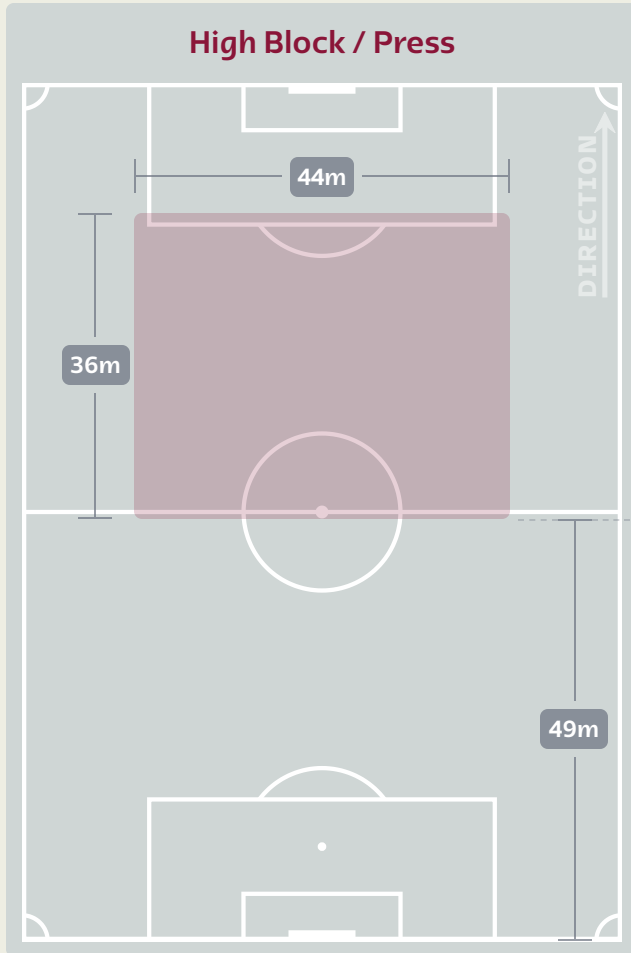
#	Player	Total Possession Regains
1	SCHMEICHEL Kasper	5
2	ANDERSEN Joachim	6
3	NELSSON Victor	7
5	MAEHLE Joakim	3
6	CHRISTENSEN Andreas	2
10	ERIKSEN Christian	4
13	KRISTENSEN Rasmus	3
14	DAMSGAARD Mikkel	2
21	CORNELIUS Andreas	2
23	HOJBJERG Pierre-Emile	6
25	LINDSTROM Jesper	4
9	BRAITHWAITE Martin	0
12	DOLBERG Kasper	0
15	NORGAARD Christian	1
26	BAH Alexander	1

Defensive Line Height & Team Length

France



Defensive Line Height & Team Length

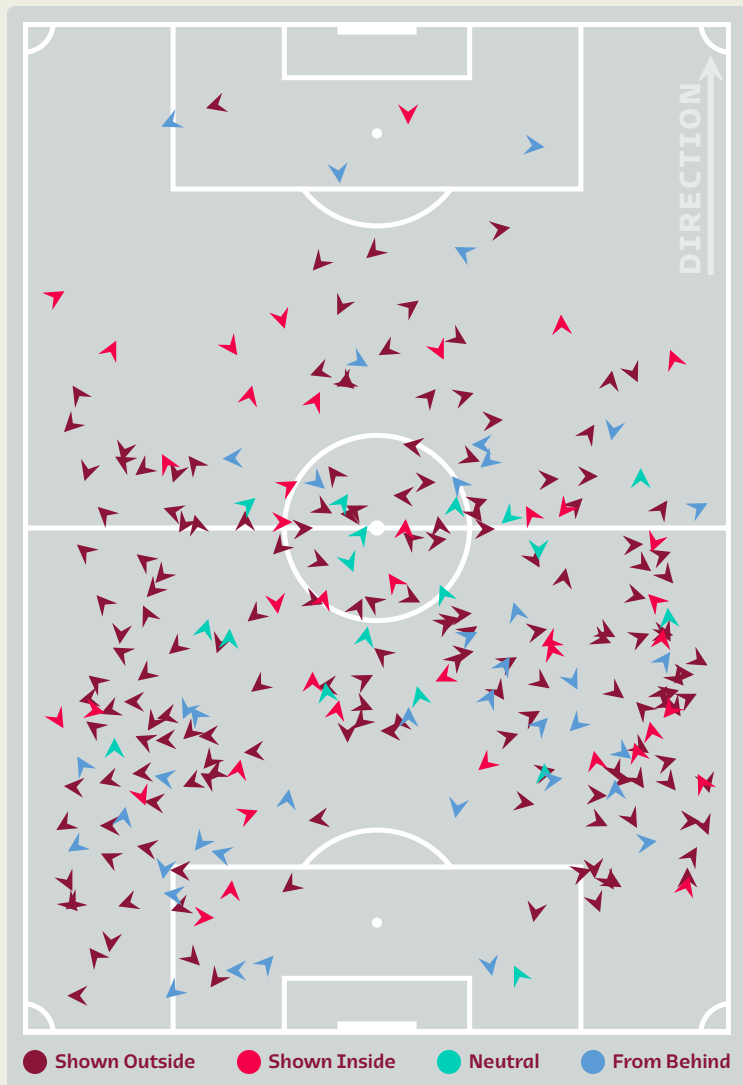


Defensive Pressure



France

Denmark



269	Total Pressures	282
35	Direct Pressures	36
1.24s	Avg Pressure Duration	1.4s
79	Forced Turnovers	61
12.49s	Ball Recovery Time	14.22s
135	Pushing on into Pressing	143
338	Pushing on	310
41	Pressing Direction Inside	34
169	Pressing Direction Outside	189

Most Direct Pressures

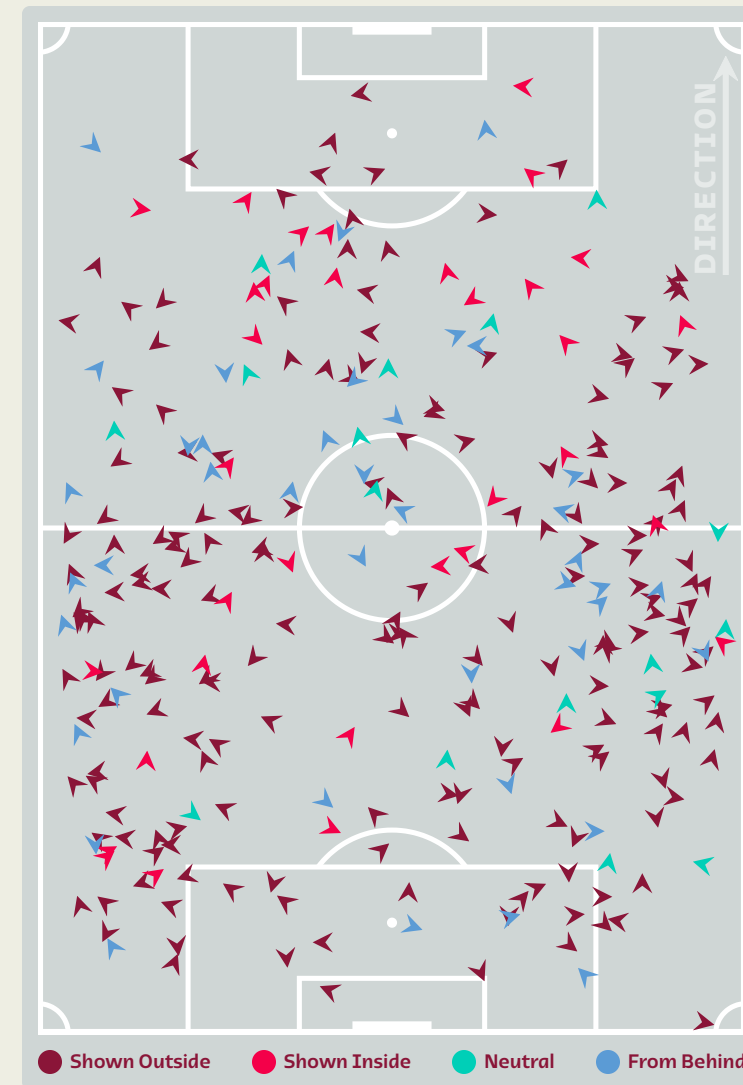
7

RABIOT Adrien
DEFENSIVE MIDFIELD CENTRE
LEFT

Most Direct Pressures

7

DAMSGAARD Mikkel
LEFT WINGER





FIFA WORLD CUP
Qatar 2022



GOALKEEPING



France v Denmark

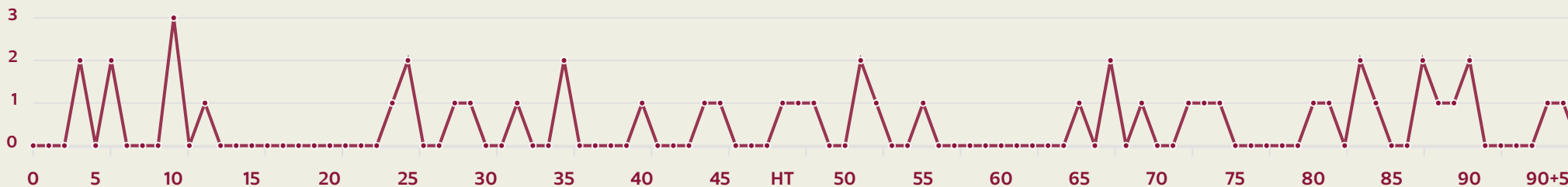


Goalkeeping Involvement



France

France GK Involvement Timeline

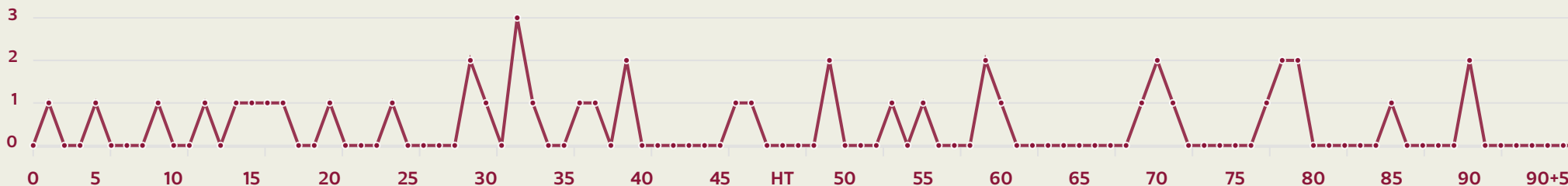


47
Total Involvements



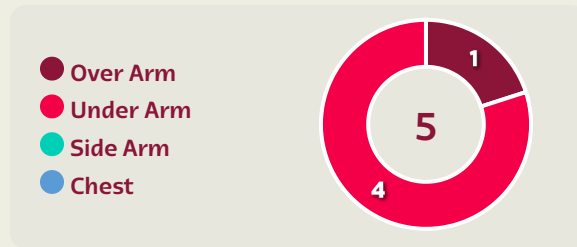
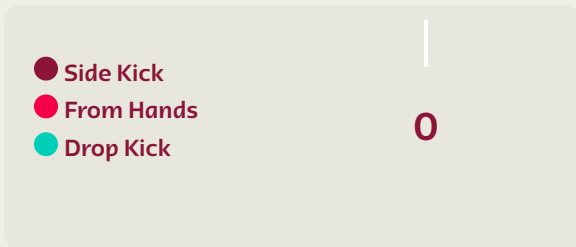
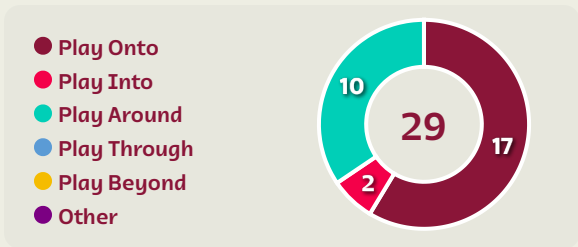
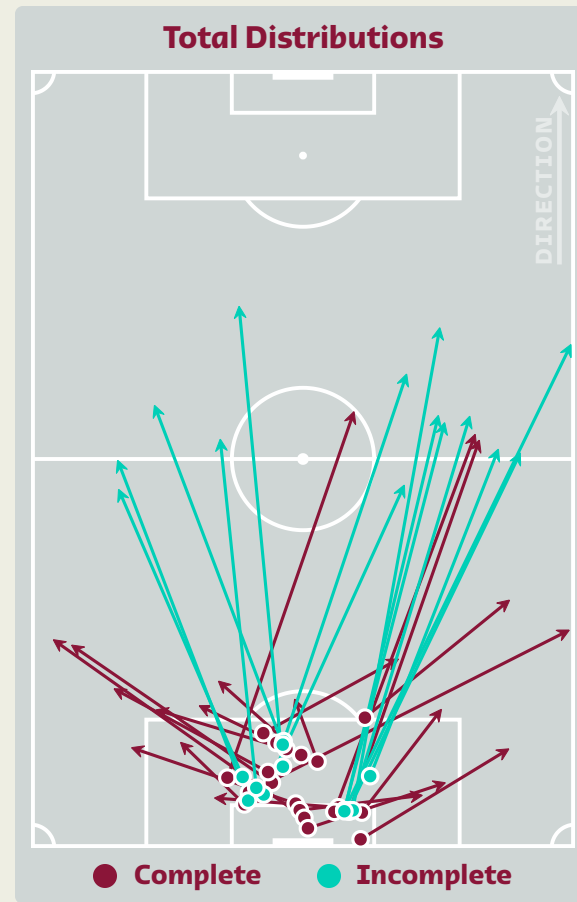
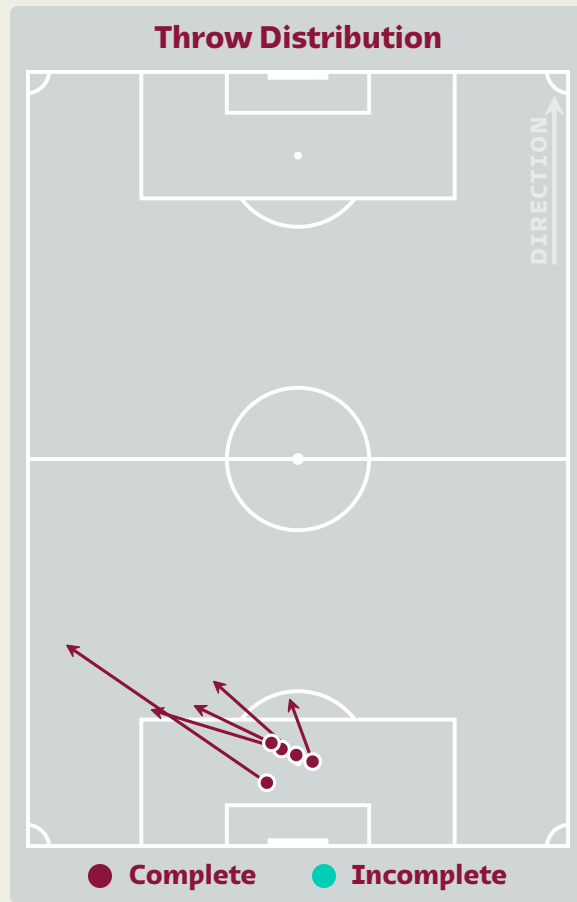
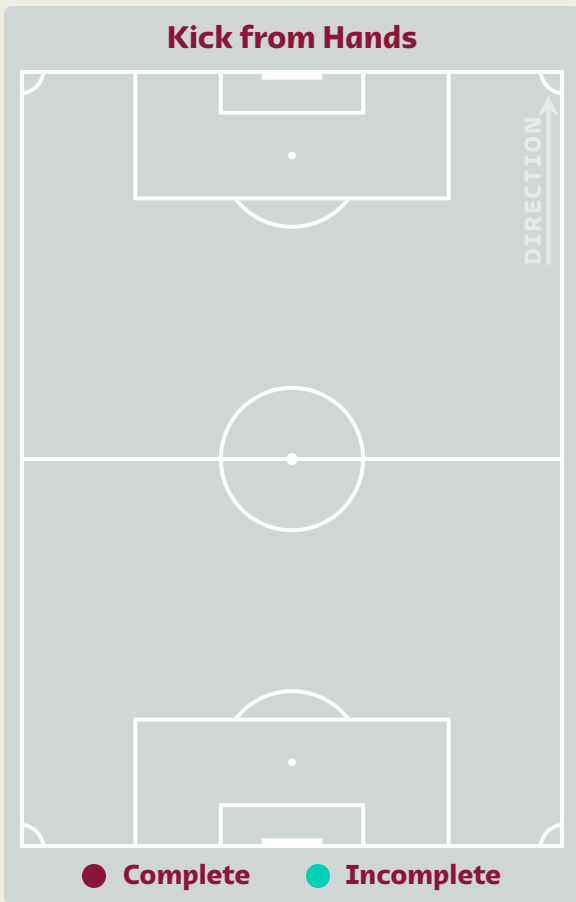
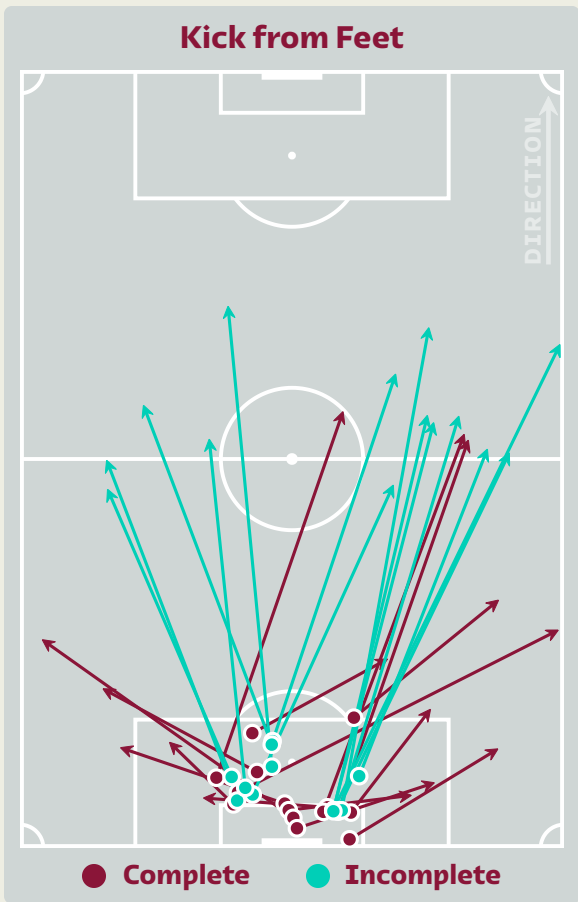
Denmark

Denmark GK Involvement Timeline

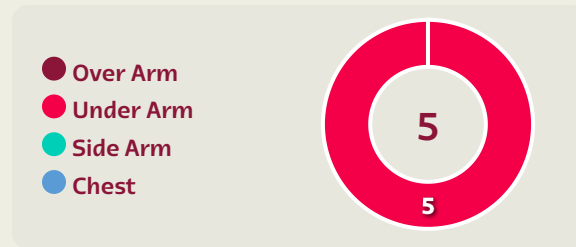
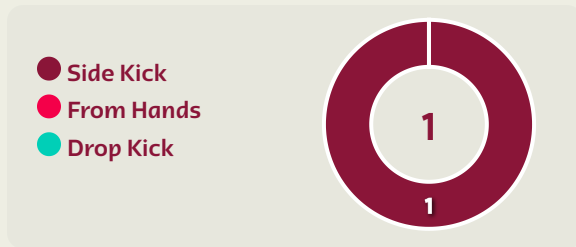
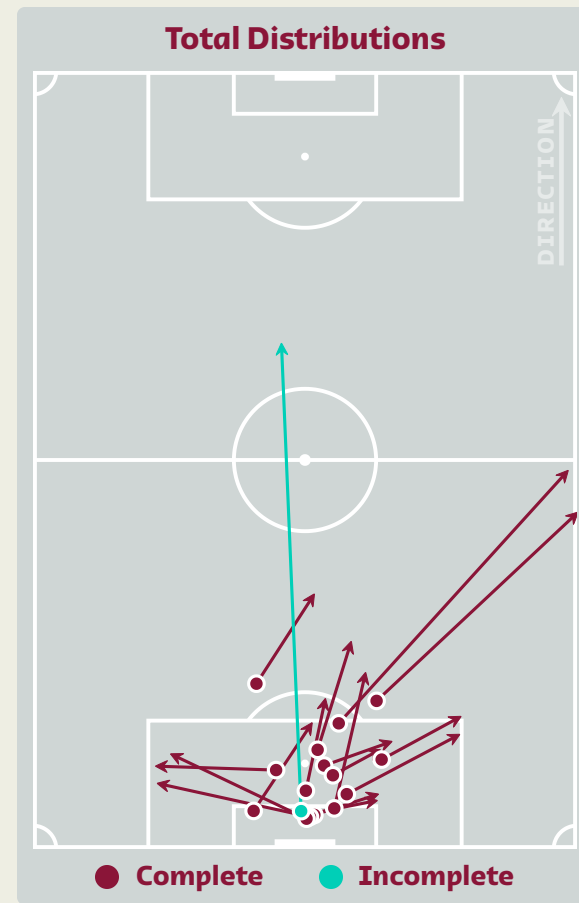
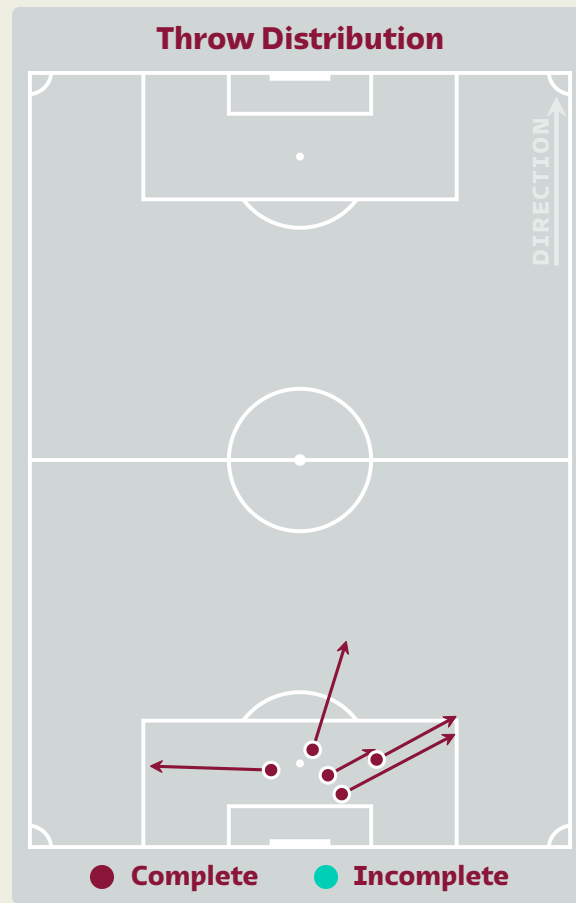
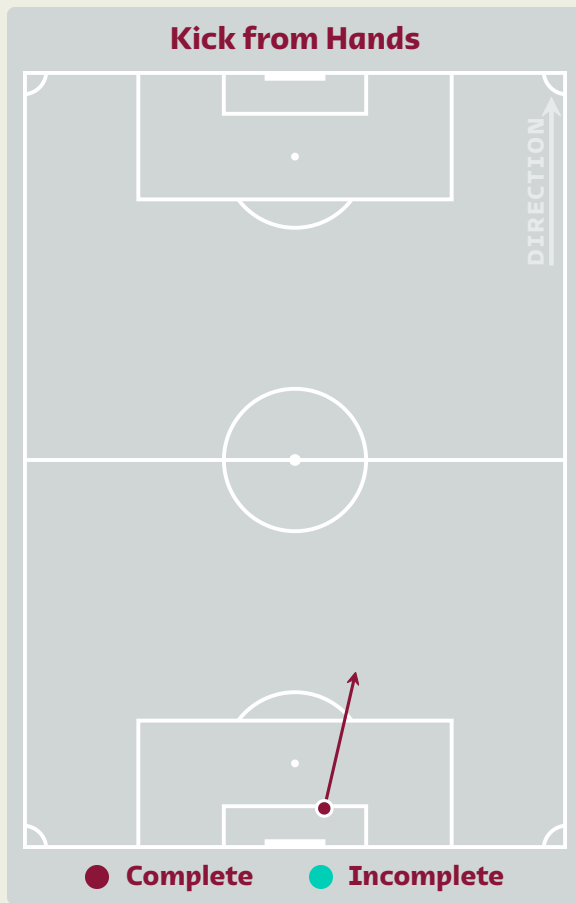
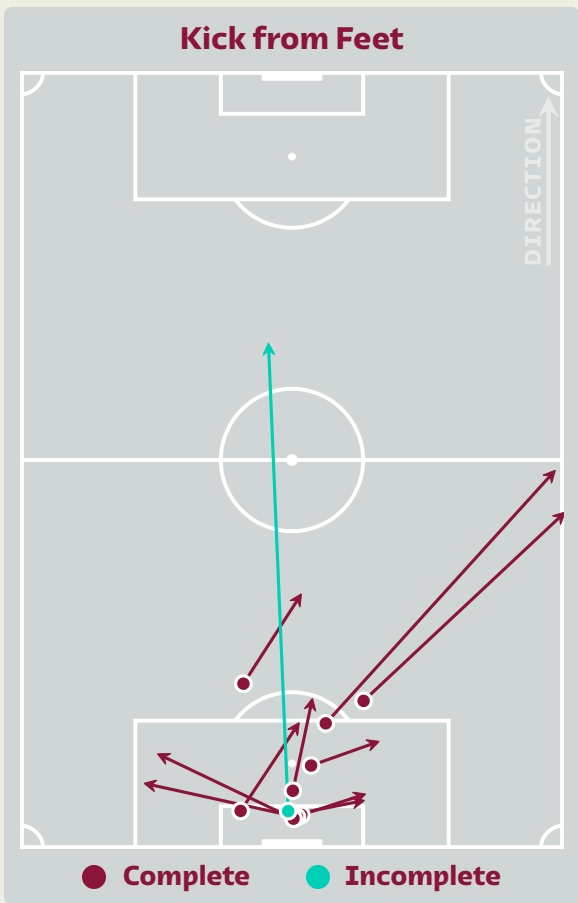


43
Total Involvements

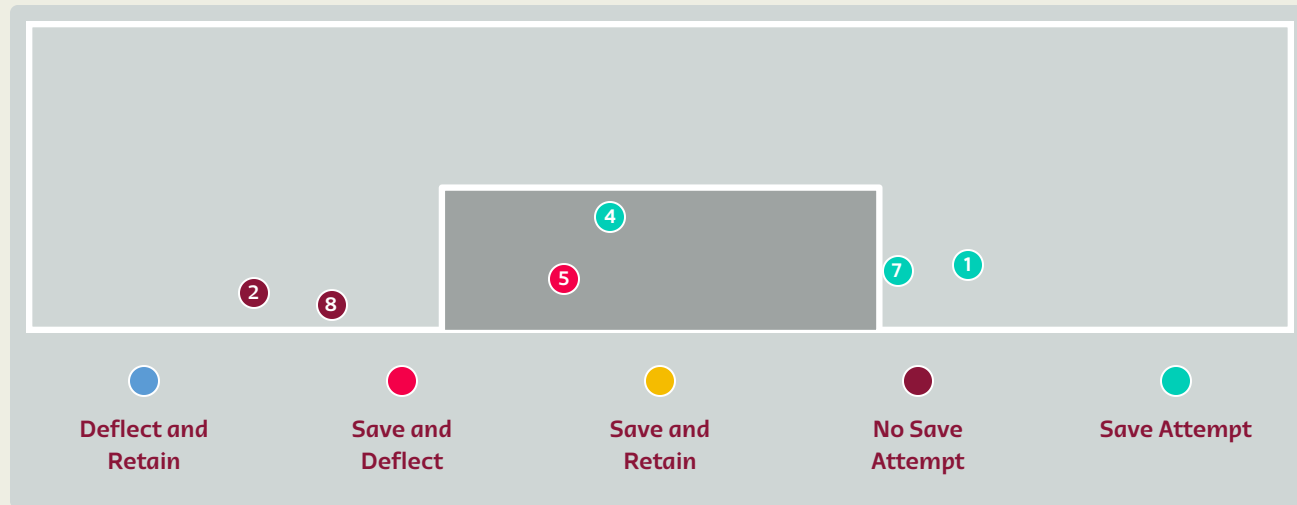
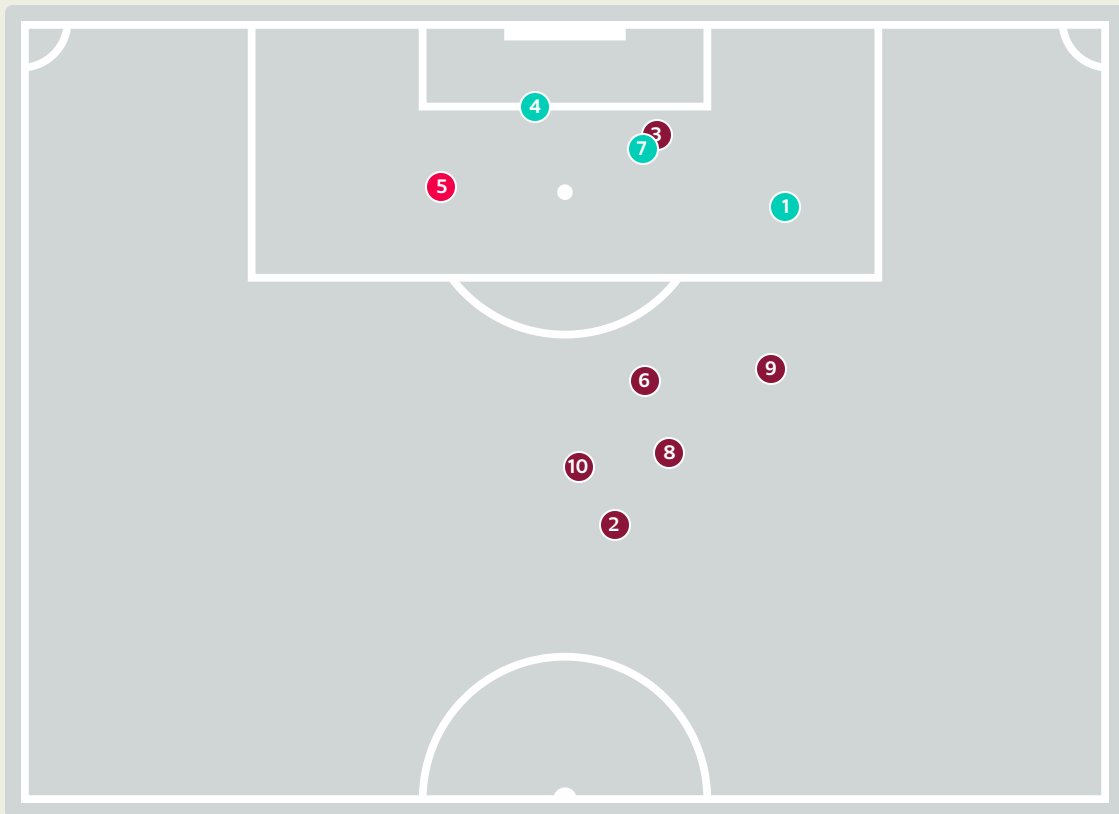
Goalkeeping Distribution



Goalkeeping Distribution

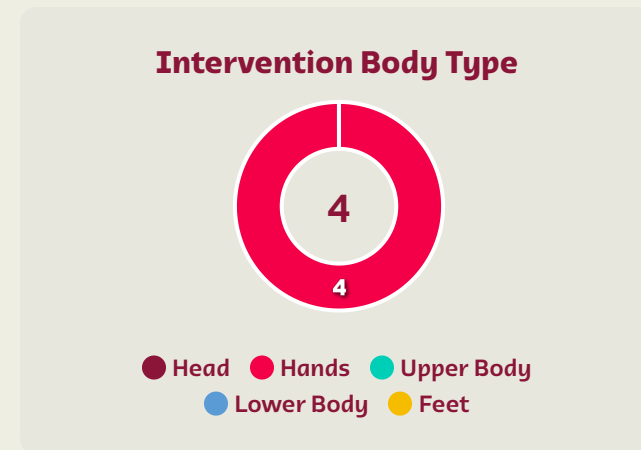
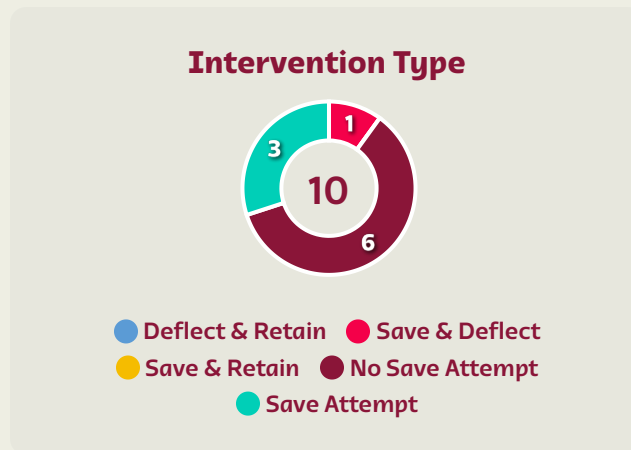


Goal Prevention



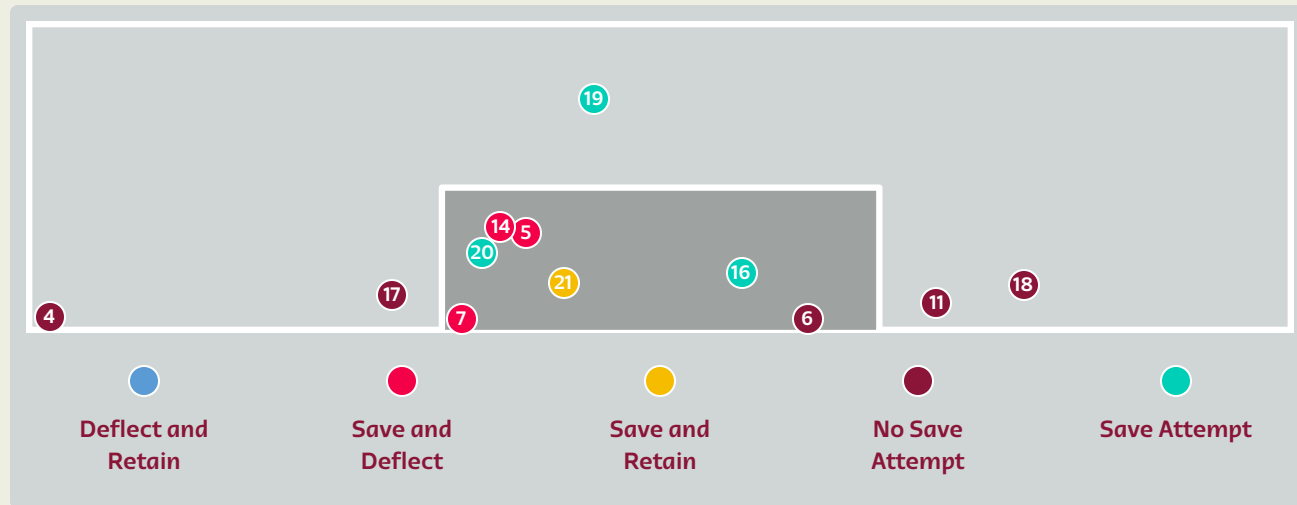
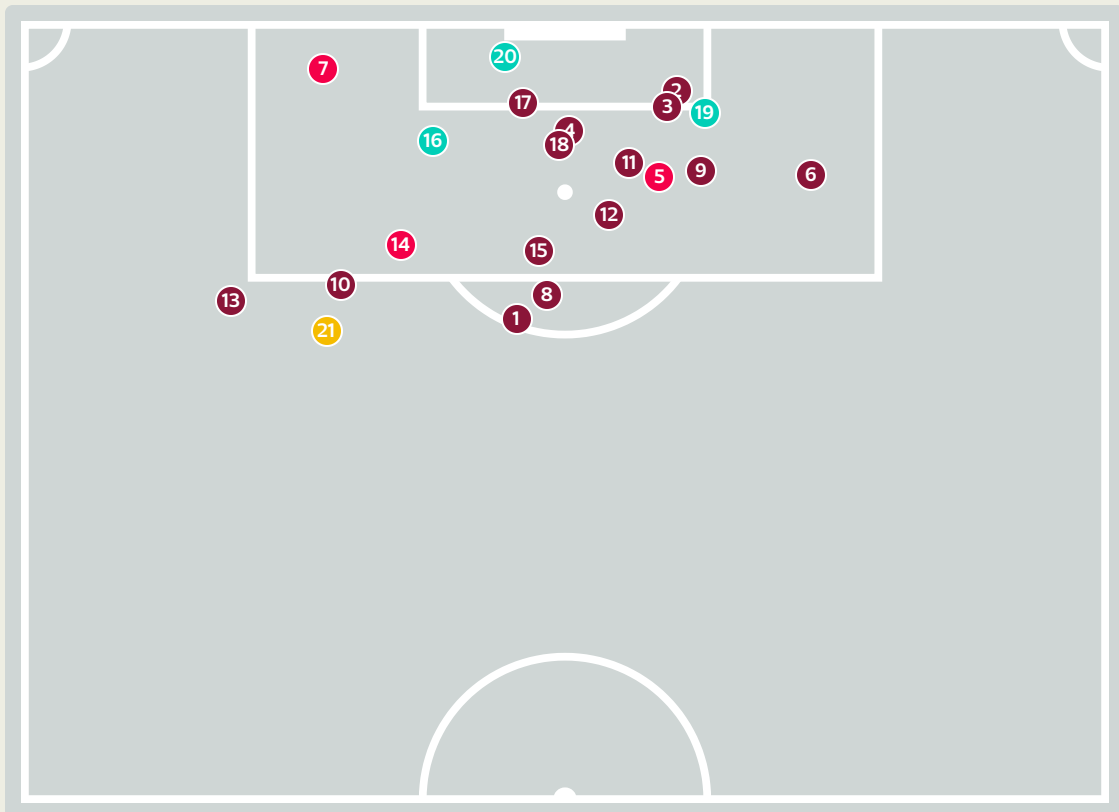
10
Total Attempts on Goal Faced

100
Save %



Total Attempts on Goal Faced	Total Goal Interventions	Save & Retain	Deflect & Retain	Save & Deflect	Save Attempt	No Save Attempt
10	1	0	0	1	3	6

Goal Prevention

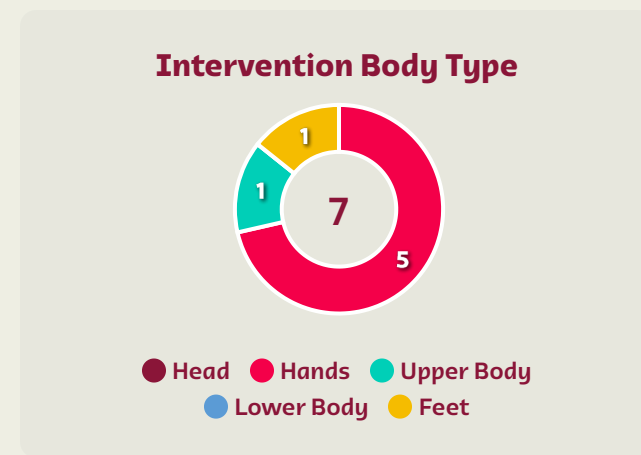
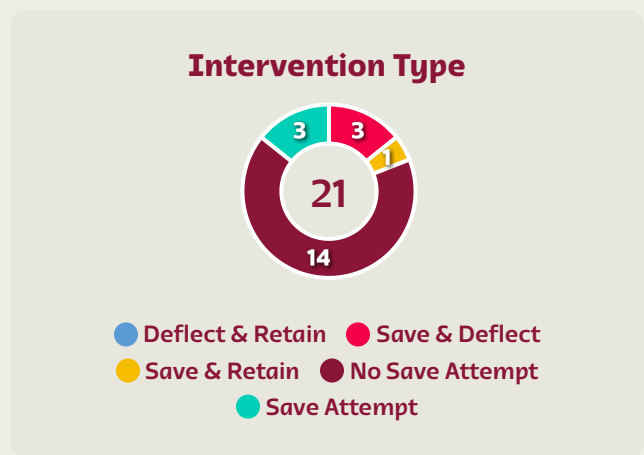


21

Total Attempts on Goal Faced

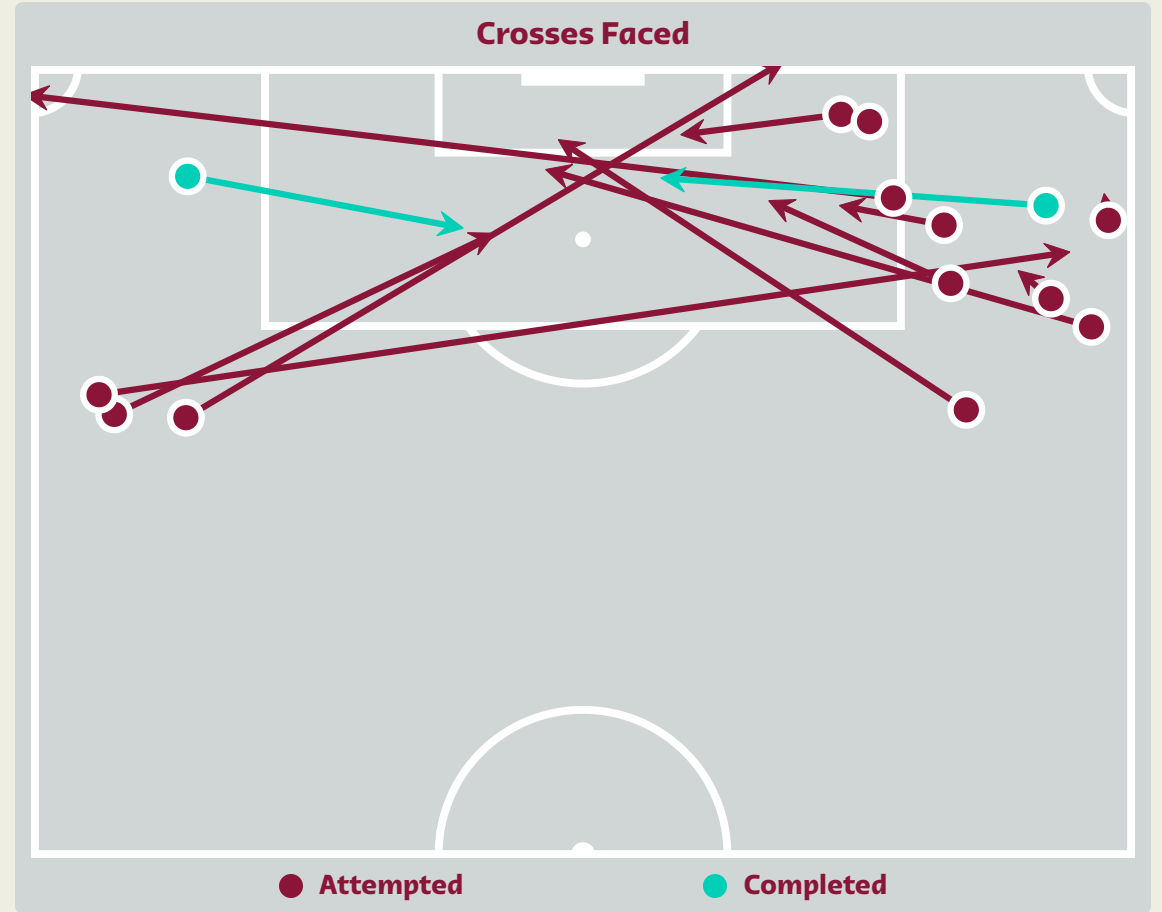
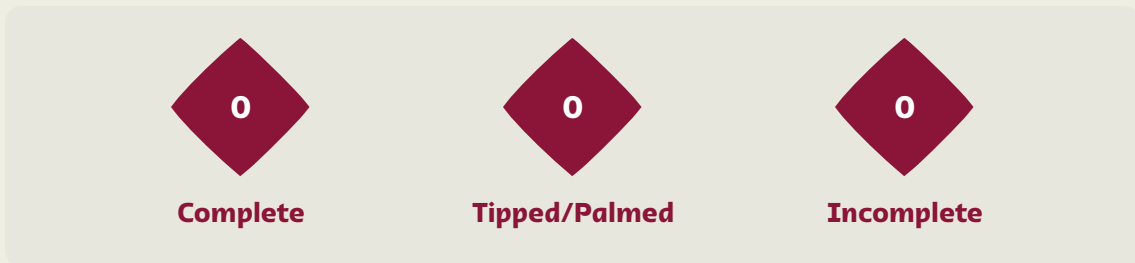
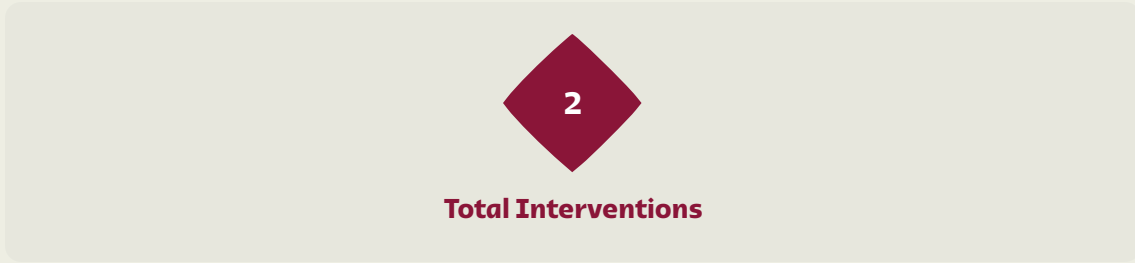
67

Save %



Total Attempts on Goal Faced	Total Goal Interventions	Save & Retain	Deflect & Retain	Save & Deflect	Save Attempt	No Save Attempt
21	4	1	0	3	3	14

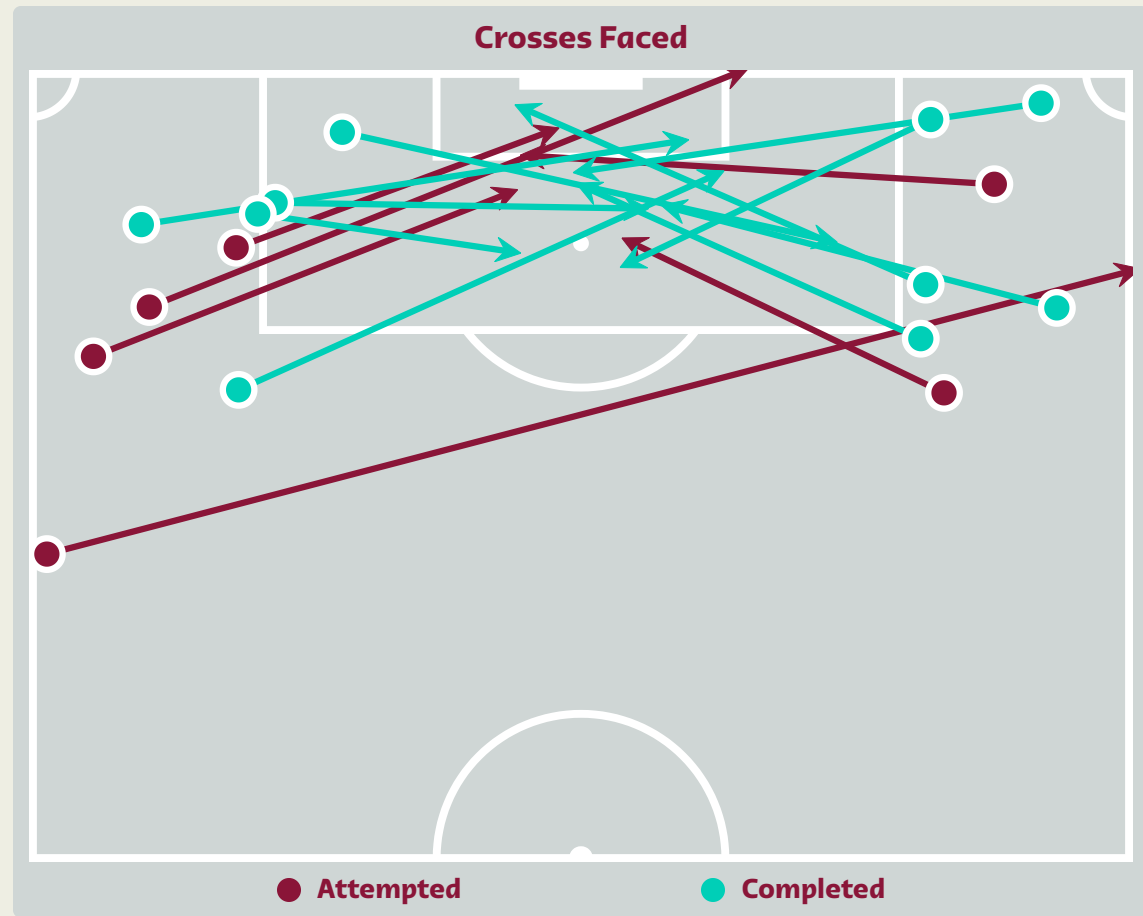

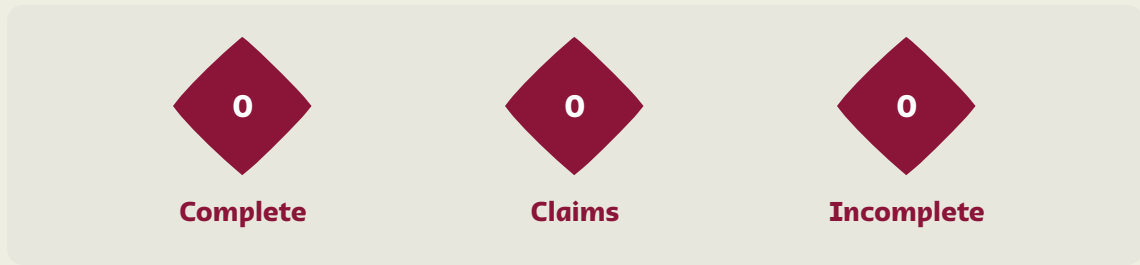
Aerial Control



Delivery Types Faced

Total	In Swing	Out Swing	Driven	Lofted	Cutback	Push
18	1	5	1	5	0	6

Aerial Control



Delivery Types Faced

Total	In Swing	Out Swing	Driven	Lofted	Cutback	Push
23	10	8	0	4	1	0



FIFA WORLD CUP
Qatar 2022



SET PLAYS



France v Denmark



Set Plays - Corners



38

Total Set Plays

10

Total Free Kicks

0

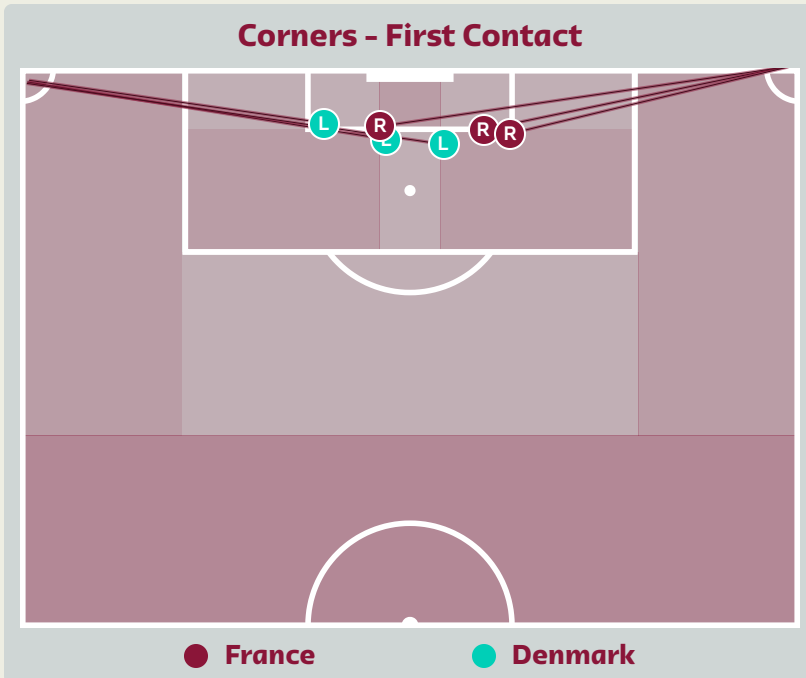
Total Penalties

6

Total Corners

22

Total Throw Ins



Delivery Type	From Left Side	From Right Side	Total
Direct to Area	3	3	6
Short	0	0	0
Edge of Penalty Area	0	0	0

Delivery Style	Total
Inswing	3
Outswing	3
Driven	0

Free Kicks	
Type	Total
Direct	9
Direct (on target)	0
Direct (off target)	0
Indirect	1



Top 5 Player First Contacts		
Player	Team	Total
VARANE Raphael	France	1
TCHOUAMENI Aurelien	France	1
RABIOT Adrien	France	1
ANDERSEN Joachim	Denmark	1
CHRISTENSEN Andreas	Denmark	1

Set Plays - Corners

Denmark

31

Total Set Plays

5

Total Free Kicks

0

Total Penalties

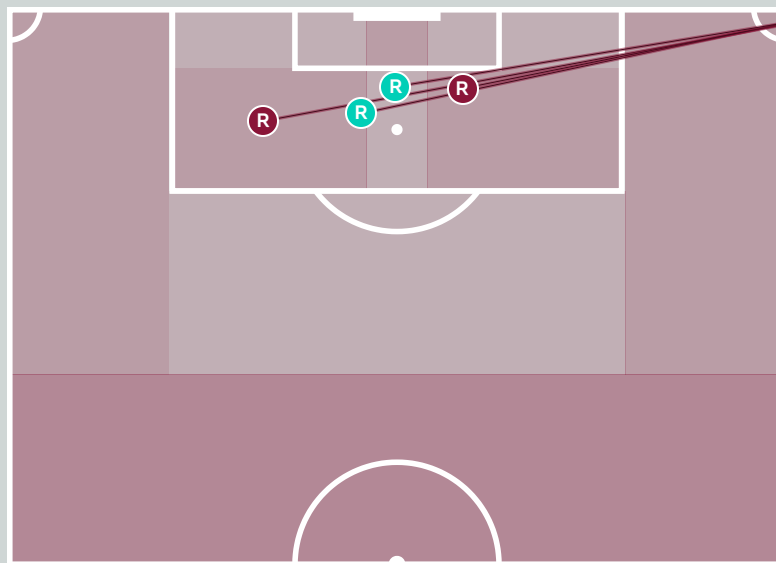
4

Total Corners

22

Total Throw Ins

Corners - First Contact



● Denmark

● France

Delivery Type	From Left Side	From Right Side	Total
Direct to Area	0	4	4
Short	0	0	0
Edge of Penalty Area	0	0	0

Delivery Style	Total
Inswing	0
Outswing	3
Driven	0

Free Kicks

Type	Total
Direct	4
Direct (on target)	0
Direct (off target)	0
Indirect	1

First Contacts on Denmark Crosses

2

By Denmark

2

By France

Top 5 Player First Contacts

Player	Team	Total
ANDERSEN Joachim	Denmark	1
KRISTENSEN Rasmus	Denmark	1
VARANE Raphael	France	1
RABIOT Adrien	France	1



FIFA WORLD CUP
Qatar 2022



INDIVIDUAL DATA IN POSSESSION



France v Denmark



In Possession - Distributions

France



#	Player	Passes Attempted	Passes Completed	Pass Completion %	Switches of Play	Crosses Attempted	Crosses Completed	Line Breaks Attempted	Line Breaks Completed	Line Break Completion %	Ball Progressions	Take Ons	Step Ins	Attempts at Goal	Goals
1	LLORIS Hugo	34	20	59%	0	0	0	13	4	30%	0	0	0	0	0
4	VARANE Raphael	32	31	97%	0	0	0	5	4	80%	4	0	4	1	0
5	KOUNDE Jules	64	50	78%	0	1	0	21	14	66%	1	0	1	2	0
7	GRIEZMANN Antoine	40	33	82%	1	9	3	14	11	78%	1	0	1	2	0
8	TCHOUAMENI Aurelien	66	65	98%	0	0	0	12	11	91%	0	0	0	2	0
9	GIROUD Olivier	10	7	70%	0	0	0	2	2	100%	0	0	0	2	0
10	MBAPPE Kylian	31	26	84%	1	7	3	10	5	50%	6	2	4	6	2
11	DEMBELE Ousmane	24	20	83%	0	3	3	8	6	75%	4	3	1	2	0
14	RABIOT Adrien	43	41	95%	1	0	0	7	7	100%	0	0	0	4	0
18	UPAMECANO Dayot	56	53	95%	4	0	0	11	9	81%	1	0	1	0	0
22	HERNANDEZ Theo	71	64	90%	0	2	2	16	12	75%	2	0	2	0	0
13	FOFANA Youssouf	2	2	100%	0	0	0	0	0	0%	0	0	0	0	0
20	COMAN Kingsley	14	12	86%	0	1	1	2	2	100%	1	0	1	0	0
24	KONATE Ibrahima	12	10	83%	0	0	0	2	0	0%	0	0	0	0	0
26	THURAM Marcus	4	3	75%	0	0	0	0	0	0%	1	1	0	0	0

In Possession - Offers & Receptions



			Offer movement types						
#	Player	Total Offers	In Front	In Between	Out to In	In to Out	In Behind	No Movement	Offers Received
1	LLORIS Hugo	6	0	0	0	0	0	6	3
4	VARANE Raphael	20	3	0	0	0	0	17	11
5	KOUNDE Jules	60	21	3	0	0	9	27	22
7	GRIEZMANN Antoine	63	12	21	1	5	14	10	21
8	TCHOUAMENI Aurelien	89	56	14	0	2	1	16	36
9	GIROUD Olivier	52	3	28	1	0	18	2	8
10	MBAPPE Kylian	70	9	13	6	4	22	16	38
11	DEMBELE Ousmane	42	9	4	3	2	9	15	14
14	RABIOT Adrien	87	35	25	1	1	8	17	32
18	UPAMECANO Dayot	53	8	0	0	0	0	45	26
22	HERNANDEZ Theo	47	17	3	1	0	9	17	23
13	FOFANA Youssouf	2	1	1	0	0	0	0	1
20	COMAN Kingsley	18	3	1	2	2	3	7	10
24	KONATE Ibrahima	11	2	0	0	0	0	9	4
26	THURAM Marcus	10	0	4	0	0	5	1	2

In Possession - Distributions



#	Player	Passes Attempted	Passes Completed	Pass Completion %	Switches of Play	Crosses Attempted	Crosses Completed	Line Breaks Attempted	Line Breaks Completed	Line Break Completion %	Ball Progressions	Take Ons	Step Ins	Attempts at Goal	Goals
1	SCHMEICHEL Kasper	17	16	94%	0	0	0	3	2	66%	0	0	0	0	0
2	ANDERSEN Joachim	44	42	95%	2	0	0	12	12	100%	1	0	1	2	0
3	NELSSON Victor	69	67	97%	3	0	0	15	14	93%	1	0	1	0	0
5	MAEHLE Joakim	40	37	92%	0	1	0	10	6	60%	2	2	0	1	0
6	CHRISTENSEN Andreas	72	68	94%	0	0	0	10	8	80%	2	0	2	1	1
10	ERIKSEN Christian	62	54	87%	3	6	2	21	15	71%	0	0	0	2	0
13	KRISTENSEN Rasmus	73	58	79%	0	3	0	20	15	75%	4	3	1	0	0
14	DAMSGAARD Mikkel	28	23	82%	1	2	1	7	6	85%	2	1	1	0	0
21	CORNELIUS Andreas	13	9	69%	0	0	0	0	0	0%	0	0	0	1	0
23	HOJBJERG Pierre-Emile	70	62	89%	6	1	0	25	21	84%	0	0	0	1	0
25	LINDSTROM Jesper	22	16	73%	0	3	0	3	2	66%	7	4	3	1	0
9	BRAITHWAITE Martin	6	3	50%	0	0	0	2	0	0%	1	0	1	1	0
12	DOLBERG Kasper	2	2	100%	0	1	1	0	0	0%	1	1	0	0	0
15	NORGAARD Christian	14	13	93%	0	0	0	3	3	100%	0	0	0	0	0
26	BAH Alexander	5	3	60%	0	1	0	1	0	0%	1	1	0	0	0

In Possession - Offers & Receptions



			Offer movement types						
#	Player	Total Offers	In Front	In Between	Out to In	In to Out	In Behind	No Movement	Offers Received
1	SCHMEICHEL Kasper	3	0	0	0	0	0	3	2
2	ANDERSEN Joachim	33	1	2	0	0	1	29	17
3	NELSSON Victor	16	4	0	0	0	0	12	8
5	MAEHLE Joakim	67	3	1	2	1	37	23	13
6	CHRISTENSEN Andreas	26	1	0	0	0	0	25	12
10	ERIKSEN Christian	80	30	25	3	5	4	13	35
13	KRISTENSEN Rasmus	73	12	0	0	0	14	47	38
14	DAMSGAARD Mikkel	71	13	19	4	6	23	6	16
21	CORNELIUS Andreas	35	1	16	1	2	14	1	8
23	HOJBJERG Pierre-Emile	65	29	18	1	1	1	15	20
25	LINDSTROM Jesper	78	6	16	3	6	39	8	18
9	BRAITHWAITE Martin	35	1	12	3	3	15	1	4
12	DOLBERG Kasper	13	0	3	1	0	9	0	2
15	NORGAARD Christian	13	6	2	1	0	1	3	7
26	BAH Alexander	7	0	0	1	1	2	3	1



FIFA WORLD CUP
Qatar 2022



INDIVIDUAL DATA OUT OF POSSESSION



France v Denmark



Out of Possession

France



#	Player	Tackles Made / Won	Blocks	Interceptions	Pressing Direct	Pressing Indirect	Forced Turnovers	Duels Won - Aerial	Duels Won - Physical	Possession Contests won	Clearances	Loose Ball Receptions	Pushing On	Pushing On into Pressing	Possession Regains	Possession Interrupted
1	LLORIS Hugo	0 / 0	0	0	0	0	0	0	0	0	0	2	0	0	3	0
4	VARANE Raphael	0 / 0	4	1	2	4	0	2	0	3	6	2	18	4	5	4
5	KOUNDE Jules	1 / 1	1	1	3	14	0	3	0	3	4	3	40	13	4	3
7	GRIEZMANN Antoine	5 / 3	4	1	4	40	0	0	0	0	0	4	44	22	7	2
8	TCHOUAMENI Aurelien	6 / 1	2	1	4	21	0	0	0	1	1	7	50	8	3	6
9	GIROUD Olivier	0 / 0	0	0	0	25	0	4	1	5	1	2	19	5	0	1
10	MBAPPE Kylian	0 / 0	0	0	0	13	0	0	0	0	0	3	15	8	0	0
11	DEMBELE Ousmane	2 / 0	0	2	4	21	0	0	0	0	1	2	27	15	2	1
14	RABIOT Adrien	6 / 3	6	0	7	29	0	4	0	4	4	8	33	15	6	7
18	UPAMECANO Dayot	3 / 1	5	1	7	10	0	0	1	1	5	8	23	8	8	3
22	HERNANDEZ Theo	6 / 0	3	0	4	22	0	1	0	1	4	4	33	19	3	1
13	FOFANA Youssouf	0 / 0	1	0	0	2	0	0	0	0	0	2	4	2	1	0
20	COMAN Kingsley	0 / 0	0	0	0	9	0	0	0	0	0	4	11	8	0	0
24	KONATE Ibrahima	1 / 0	0	0	0	1	0	1	0	1	0	0	4	0	1	1
26	THURAM Marcus	0 / 0	1	1	0	23	0	0	1	1	0	0	17	8	0	1

Out of Possession

Denmark

#	Player	Tackles Made / Won	Blocks	Interceptions	Pressing Direct	Pressing Indirect	Forced Turnovers	Duels Won - Aerial	Duels Won - Physical	Possession Contests won	Clearances	Loose Ball Receptions	Pushing On	Pushing On into Pressing	Possession Regains	Possession Interrupted
1	SCHMEICHEL Kasper	0 / 0	0	0	0	0	0	0	0	0	1	0	0	0	5	1
2	ANDERSEN Joachim	3 / 0	1	0	3	6	0	4	0	4	8	3	9	1	6	5
3	NELSSON Victor	0 / 0	3	0	2	6	0	6	1	7	3	8	18	3	7	2
5	MAEHLE Joakim	7 / 0	3	0	5	31	0	0	0	1	3	4	43	21	3	4
6	CHRISTENSEN Andreas	1 / 0	4	0	2	6	0	2	0	2	3	4	11	2	2	4
10	ERIKSEN Christian	3 / 0	5	1	3	22	0	1	1	2	0	10	30	5	4	3
13	KRISTENSEN Rasmus	7 / 2	1	0	4	22	0	1	0	1	7	5	23	16	3	5
14	DAMSGAARD Mikkel	5 / 1	3	1	7	38	0	0	0	0	0	5	37	22	2	5
21	CORNELIUS Andreas	1 / 0	0	0	0	22	0	3	0	3	1	0	16	9	2	0
23	HOJBJERG Pierre-Emile	6 / 4	2	0	5	13	0	0	0	0	0	8	30	10	6	1
25	LINDSTROM Jesper	3 / 0	2	3	4	39	0	0	0	0	1	6	52	29	4	1
9	BRAITHWAITE Martin	0 / 0	0	0	0	27	0	1	0	1	0	0	24	15	0	0
12	DOLBERG Kasper	0 / 0	0	0	0	12	0	0	0	0	0	0	11	9	0	0
15	NORGAARD Christian	1 / 1	0	0	1	2	0	0	0	0	0	1	5	1	1	0
26	BAH Alexander	2 / 1	0	0	0	0	0	0	0	0	0	1	1	0	1	0



FIFA WORLD CUP
Qatar 2022



INDIVIDUAL DATA PHYSICAL



France v Denmark



Physical Data

France



#	Player	Total Distance (m)	Zone 1: 0-7 km/h (m)	Zone 2: 7-15 km/h (m)	Zone 3: 15-20 km/h (m)	Zone 4: 20-25 km/h (m)	Zone 5: 25+ km/h (m)	High Speed Runs	Sprints	Top Speed (km/h)
1	LLORIS Hugo	5096.6	4019.7	1014.2	50.5	12.7	0	8	1	22.1
4	VARANE Raphael	7412.4	3432.7	3043.5	613.0	265.4	57.8	58	23	27.4
5	KOUNDE Jules	10858.2	3905.7	4653.8	1569.0	573.3	157.4	143	46	33.0
7	GRIEZMANN Antoine	10670.8	4222.5	4244.9	1491.8	573.0	138.7	121	43	29.0
8	TCHOUAMENI Aurelien	11583.3	3815.5	5161.5	1969.2	528.2	108.9	168	35	32.9
9	GIROUD Olivier	6660.0	2789.9	2356.3	867.1	402.3	245.1	85	33	30.7
10	MBAPPE Kylian	8106.7	4260.9	2185.6	845.5	422.4	393.2	77	44	35.2
11	DEMBELE Ousmane	7860.7	3058.6	2840.1	1127.2	547.1	287.7	99	52	31.7
14	RABIOT Adrien	11686.7	4140.6	4781.0	1733.1	818.1	215.0	146	64	33.4
18	UPAMECANO Dayot	10111.8	3990.1	4241.9	1193.2	384.2	302.3	125	49	34.3
22	HERNANDEZ Theo	9969.8	3975.9	3807.5	1128.6	560.3	496.5	113	55	33.7
13	FOFANA Youssouf	618.3	194.5	330.9	92.9	0	0	6	0	20.6
20	COMAN Kingsley	2447.8	905.9	992.8	293.7	128.0	127.3	34	13	33.0
24	KONATE Ibrahima	2134.6	974.2	765.0	337.5	57.8	0	25	6	22.7
26	THURAM Marcus	3903.1	1336.4	1624.1	610.8	156.5	174.9	55	16	34.6

Physical Data



#	Player	Total Distance (m)	Zone 1: 0-7 km/h (m)	Zone 2: 7-15 km/h (m)	Zone 3: 15-20 km/h (m)	Zone 4: 20-25 km/h (m)	Zone 5: 25+ km/h (m)	High Speed Runs	Sprints	Top Speed (km/h)
1	SCHMEICHEL Kasper	3651.1	3015.8	590.0	45.3	0	0	5	0	19.6
2	ANDERSEN Joachim	9912.1	3849.8	4104.6	1151.8	567.0	238.9	110	41	30.8
3	NELSSON Victor	9504.1	3915.7	4080.1	930.5	440.0	137.8	89	31	31.1
5	MAEHLE Joakim	11140.0	4044.9	4196.4	1659.9	905.7	333.1	143	64	31.3
6	CHRISTENSEN Andreas	9211.0	3716.6	4310.8	700.0	337.1	147.4	75	27	31.8
10	ERIKSEN Christian	11882.7	3667.0	5734.6	1739.6	590.6	152.1	143	46	30.4
13	KRISTENSEN Rasmus	10135.9	3795.9	4139.5	1389.6	687.2	123.7	128	49	29.8
14	DAMSGAARD Mikkel	8651.6	2670.7	3991.0	1161.9	609.1	219.8	96	47	32.9
21	CORNELIUS Andreas	5389.9	2076.7	2359.2	537.4	332.0	84.6	58	24	33.0
23	HOJBJERG Pierre-Emile	10571.9	3810.1	4517.4	1377.5	619.5	247.4	110	41	32.8
25	LINDSTROM Jesper	10242.7	3829.7	3612.6	1484.2	1032.5	284.7	145	82	31.6
9	BRAITHWAITE Martin	5801.2	2107.0	2570.5	775.0	305.7	42.9	75	27	32.8
12	DOLBERG Kasper	2586.4	832.3	1267.4	304.4	157.3	24.8	25	11	29.8
15	NORGAARD Christian	1716.4	337.3	992.3	181.1	120.2	85.8	17	9	27.8
26	BAH Alexander	762.4	151.6	343.0	129.0	118.3	20.6	11	4	29.2



FIFA WORLD CUP
Qatar 2022

