




FIFA WORLD CUP
Qatar 2022



Tunisia 0 - 1 Australia

Group D – Match 21
26 November 2022
13:00 Kick Off
Al Janoub Stadium



POST MATCH SUMMARY REPORT

Match Summary - Teams



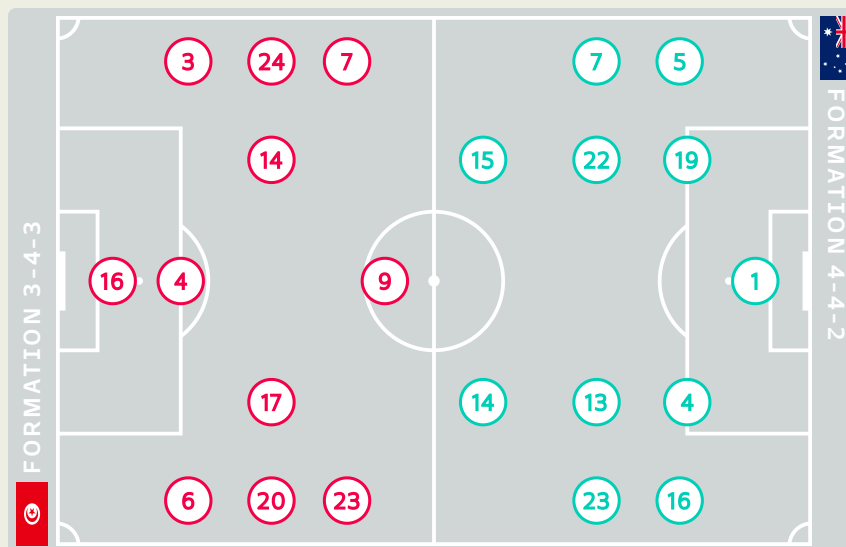
Tunisia

STARTING

16	GK	DAHMEN Aymen	
3	DF	TALBI Montassar	
4	DF	MERIAH Yassine	
6	DF	BRONN Dylan	↓ 73'
7	FW	MSAKNI Youssef (C)	
9	FW	JEBALI Issam	↓ 73'
14	MF	LAIDOUNI Aissa	26' ↓ 67'
17	MF	SKHIRI Ellyes	
20	DF	DRAGER Mohamed	↓ 46'
23	FW	SLITI Naim	
24	DF	ABDI Ali	64'

SUBSTITUTES

1	GK	MATHLOUTHI Aymen	
22	GK	BEN SAID Bechir	
26	GK	HASSEN Mouez	
2	DF	IFA Bilel	
5	MF	GHANDRI Nader	
8	MF	MEJBRI Hannibal	
10	FW	KHAZRI Wahbi	↑ 67'
11	FW	KHENISSI Taha Yassine	↑ 73'
12	DF	MAALOUL Ali	
13	MF	SASSI Ferjani	↑ 46' 90'
15	MF	BEN ROMDHANE Mohamed Ali	
18	MF	CHAALELI Ghaylen	
19	FW	JAZIRI Seifeddine	
21	DF	KECHRIDA Wajdi	↑ 73'
25	FW	SLIMANE Anis	



Australia



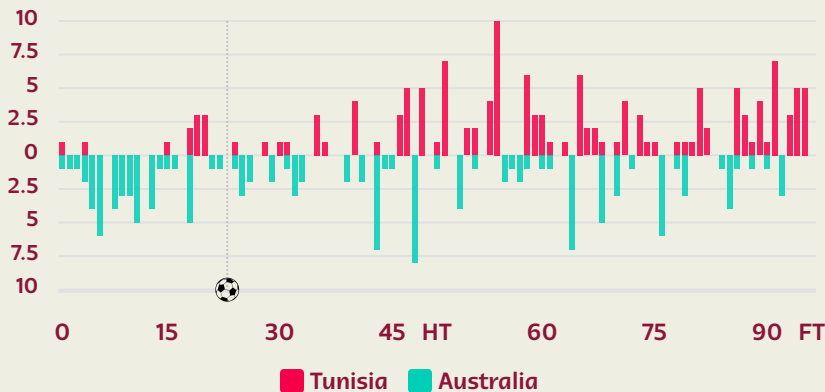
STARTING

(C) RYAN Mathew	GK	1	
ROWLES Kye	DF	4	
↓ 75'	KARACIC Fran	DF	5
↓ 85'	LECKIE Mathew	FW	7
	MOOY Aaron	MF	13
↓ 64'	McGREE Riley	MF	14
↓ 64'	DUKE Mitchell	FW	15
23'	BEHICH Aziz	DF	16
	SOUTTAR Harry	DF	19
	IRVINE Jackson	MF	22
↓ 85'	GOODWIN Craig	FW	23

SUBSTITUTES

REDMAYNE Andrew	GK	12	
VUKOVIC Danny	GK	18	
↑ 75'	DEGENEK Milos	DF	2
	ATKINSON Nathaniel	DF	3
	TILIO Marco	FW	6
	WRIGHT Bailey	DF	8
↑ 64'	MACLAREN Jamie	FW	9
↑ 64'	HRUSTIC Ajdin	MF	10
↑ 85'	MABIL Awer	FW	11
	DEVLIN Cameron	MF	17
	DENG Thomas	DF	20
	KUOL Garang	FW	21
	KING Joel	DF	24
	CUMMINGS Jason	FW	25
↑ 85'	BACCUS Keanu	MF	26

Distribution in the Final Third



Match Summary - Key Statistics



Tunisia



Australia



Possession

Total	50.3%	18.2%	31.5%	Total
0	Goals			1
13 (4)	Attempts at Goal (On Target)			8 (2)
501 (396)	Total Passes (Complete)			334 (239)
79 %	Pass Completion %			72 %
87	Completed Line Breaks			76
11	Defensive Line Breaks			10
89	Receptions in the Final Third			111
23	Crosses			23
22	Ball Progressions			13
217 (39)	Defensive Pressures Applied (Direct Pressures)			273 (57)
81	Forced Turnovers			88
95	Second Balls			90
115.2 km	Total Distance Covered			120.7 km
15.7 km	High Speed Distance Covered			16.3 km



Tunisia

Phases of Play

Australia



IN POSSESSION



OUT OF POSSESSION





FIFA WORLD CUP
Qatar 2022



IN POSSESSION

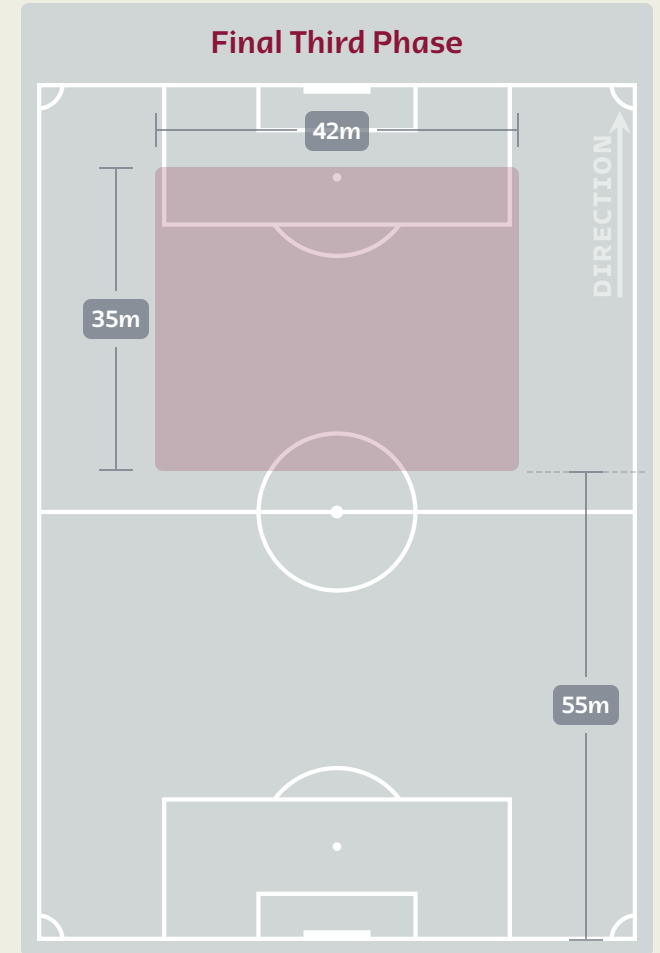
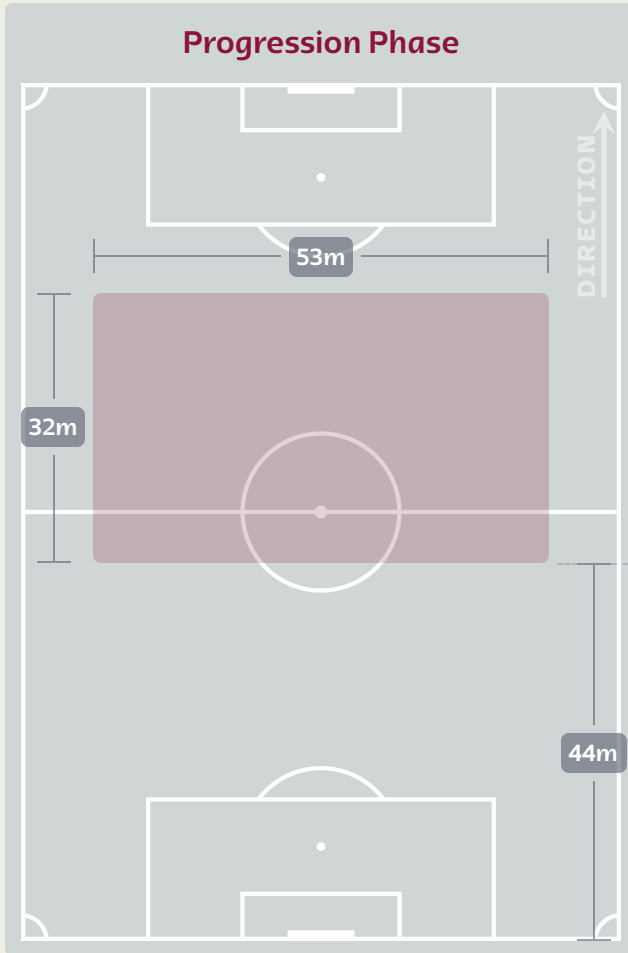
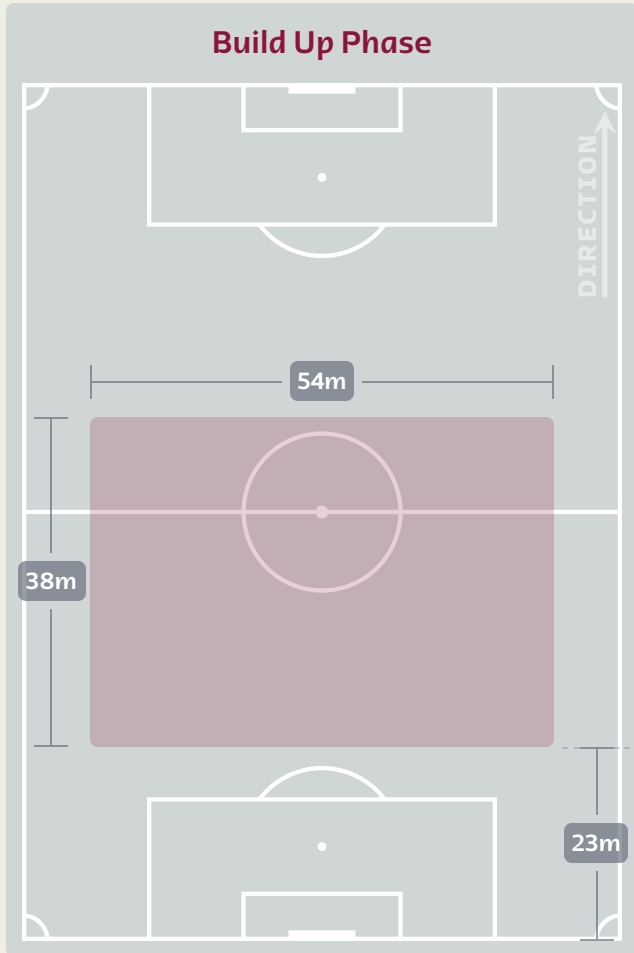


Tunisia v Australia

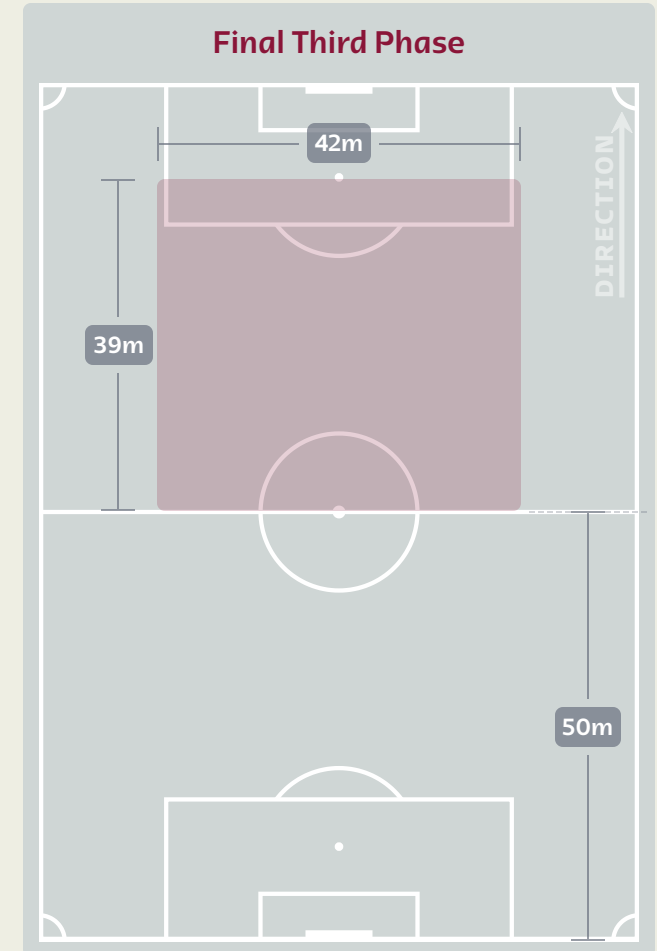
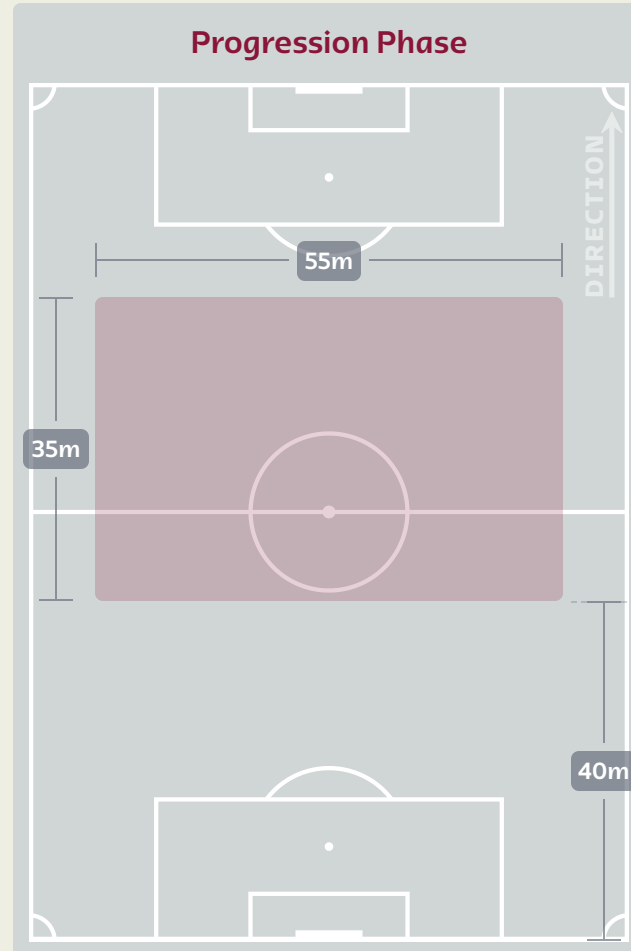
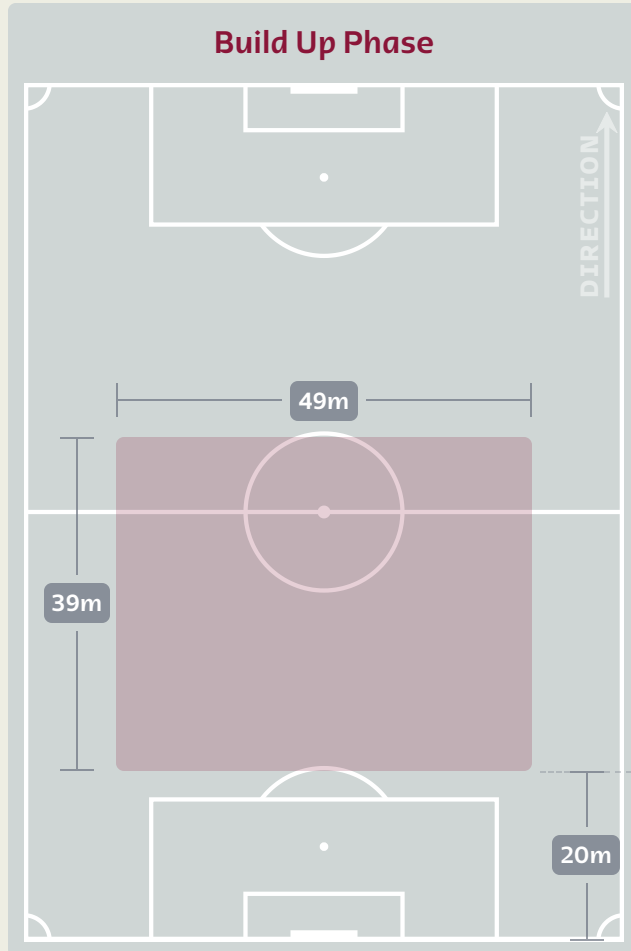


In Possession Line Height & Team Length

Tunisia



In Possession Line Height & Team Length



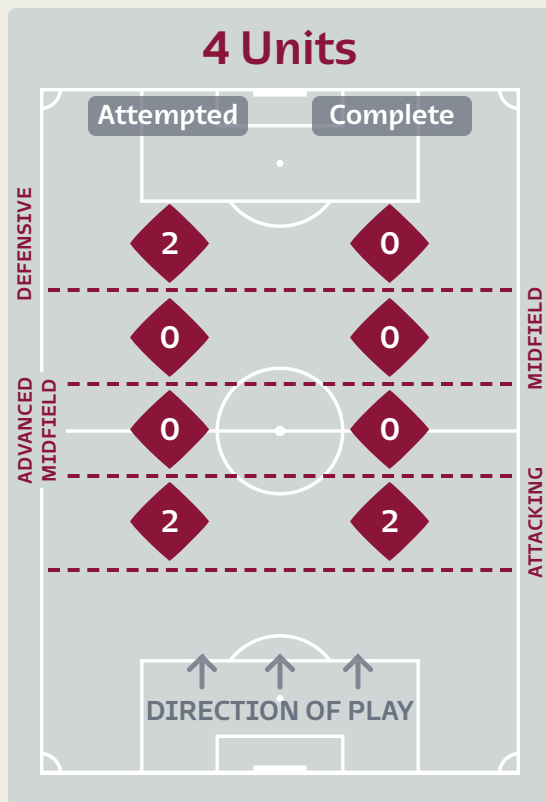
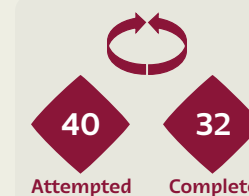
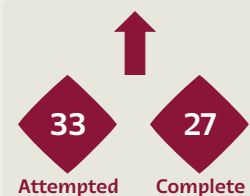
Line Breaks



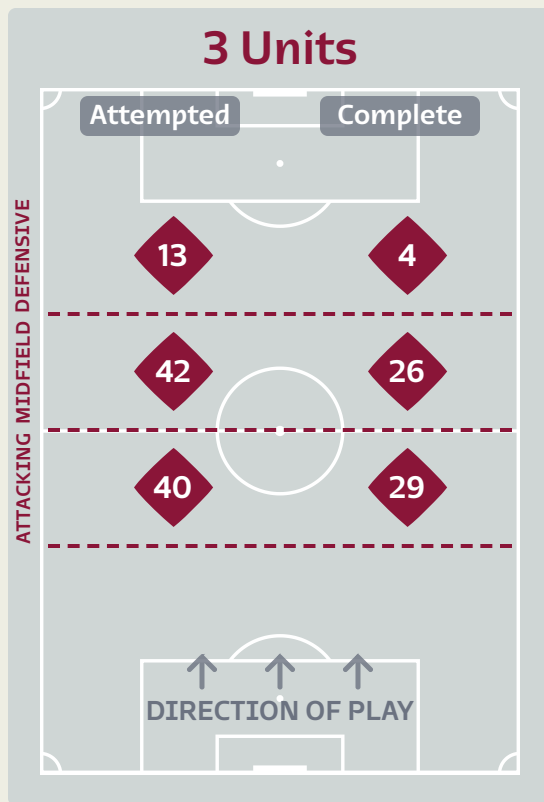
Tunisia

Attempted Line Breaks

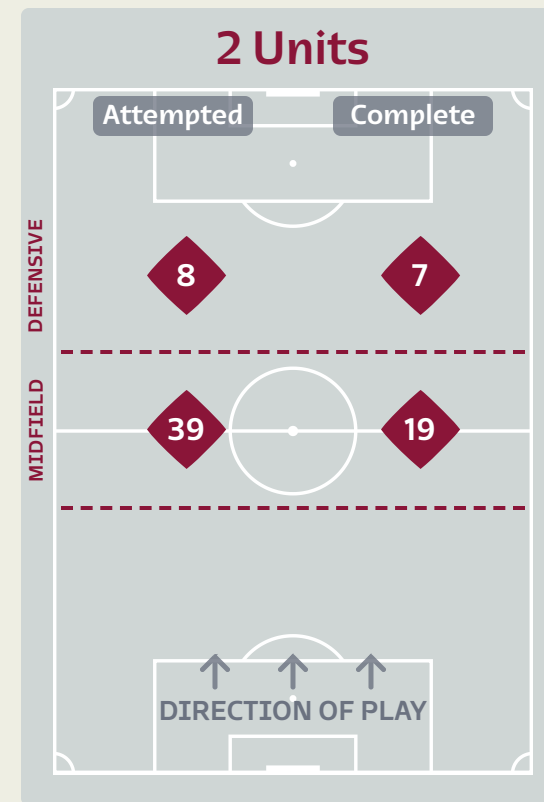
146



Attempted Line Breaks	4
Inside Shape	3
Outside Shape	1



Attempted Line Breaks	95
Inside Shape	65
Outside Shape	30



Attempted Line Breaks	47
Inside Shape	30
Outside Shape	17

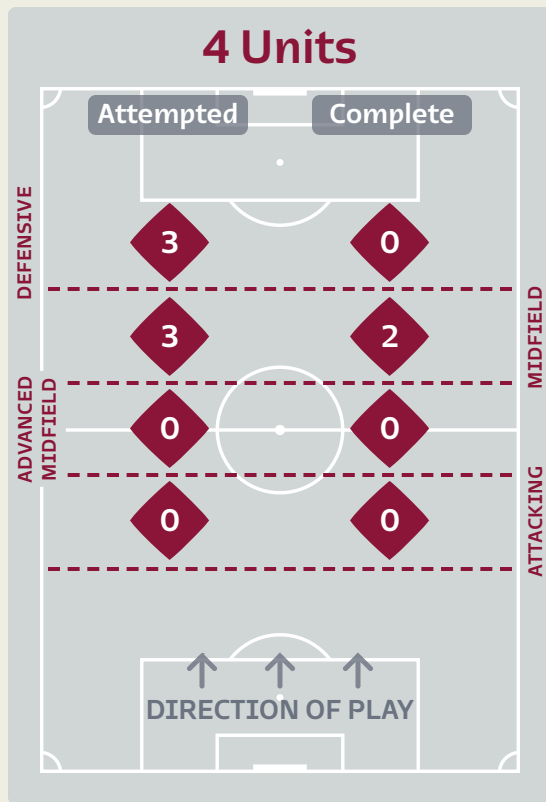
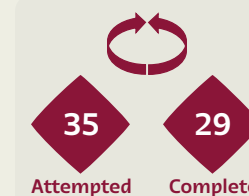
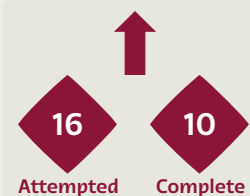
Line Breaks



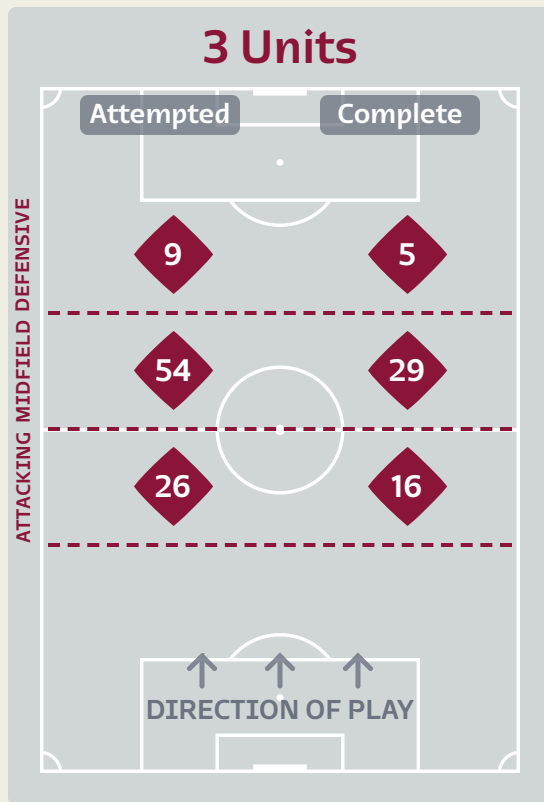
Australia

Attempted Line Breaks

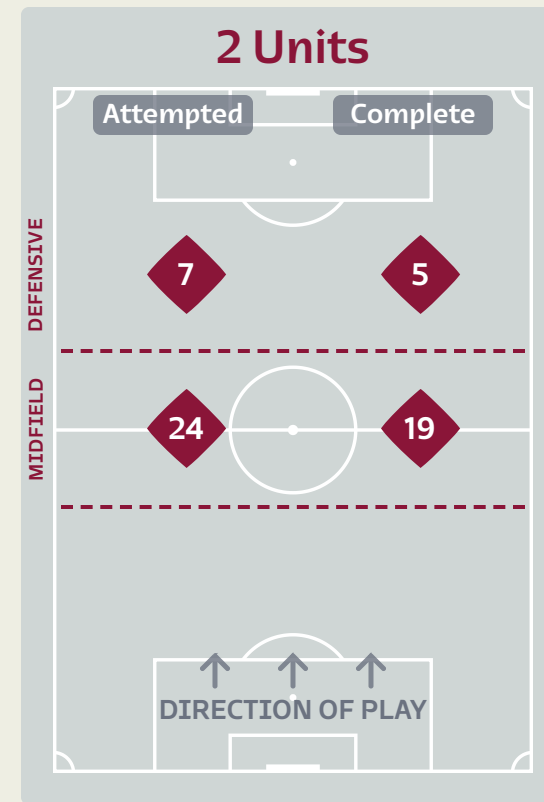
126



Attempted Line Breaks	6
Inside Shape	5
Outside Shape	1



Attempted Line Breaks	89
Inside Shape	69
Outside Shape	20



Attempted Line Breaks	31
Inside Shape	18
Outside Shape	13

Line Breaks

Tunisia



					4 Units				3 Units			2 Units		Direction			Distribution Type		
#	Player	Line Breaks Attempted	Line Breaks Completed	Line Break Completion %	Attacking Line	Attacking Midfield Line	Midfield Line	Defensive Line	Attacking Line	Midfield Line	Defensive Line	Midfield Line	Defensive Line	Through	Around	Over	Pass	Cross	Ball Progression
16	DAHMEN Aymen	14	5	35%	0	0	0	0	4	10	0	0	0	0	0	14	14	0	0
3	TALBI Montassar	13	11	84%	1	0	0	0	5	2	2	2	1	1	7	5	13	0	0
4	MERIAH Yassine	24	12	50%	0	0	0	1	10	7	1	5	0	5	9	10	24	0	0
6	BRONN Dylan	10	4	40%	0	0	0	0	5	2	0	3	0	3	1	6	9	0	1
7	MSAKNI Youssef	10	7	70%	0	0	0	0	0	4	1	4	1	3	2	5	9	0	1
9	JEBALI Issam	0	0	0%	0	0	0	0	0	0	0	0	0	0	0	0	0	0	0
14	LAIDOUNI Aissa	10	8	80%	0	0	0	0	0	3	2	5	0	5	2	3	9	1	0
17	SKHIRI Ellyes	14	10	71%	0	0	0	0	7	2	1	4	0	5	4	5	14	0	0
20	DRAGER Mohamed	7	3	42%	1	0	0	0	1	2	0	1	2	0	2	5	6	0	1
23	SLITI Naim	15	9	60%	0	0	0	0	0	4	2	7	2	6	3	6	12	2	1
24	ABDI Ali	15	9	60%	0	0	0	0	5	4	2	4	0	0	5	10	14	1	0
10	KHAZRI Wahbi	3	1	33%	0	0	0	0	0	0	2	0	1	0	1	2	3	0	0
11	KHENISSI Taha Yassine	0	0	0%	0	0	0	0	0	0	0	0	0	0	0	0	0	0	0
13	SASSI Ferjani	9	6	66%	0	0	0	1	2	1	0	4	1	4	3	2	9	0	0
21	KECHRIDA Wajdi	2	2	100%	0	0	0	0	1	1	0	0	0	1	1	0	2	0	0

Line Breaks



					4 Units				3 Units			2 Units		Direction			Distribution Type		
#	Player	Line Breaks Attempted	Line Breaks Completed	Line Break Completion %	Attacking Line	Attacking Midfield Line	Midfield Line	Defensive Line	Attacking Line	Midfield Line	Defensive Line	Midfield Line	Defensive Line	Through	Around	Over	Pass	Cross	Ball Progression
1	RYAN Mathew	28	10	35%	0	0	1	0	12	13	0	2	0	0	2	26	28	0	0
4	ROWLES Kye	2	1	50%	0	0	0	0	1	1	0	0	0	1	0	1	2	0	0
5	KARACIC Fran	14	5	35%	0	0	0	1	4	4	1	3	1	4	2	8	13	1	0
7	LECKIE Mathew	6	4	66%	0	0	0	0	0	3	1	0	2	1	4	1	6	0	0
13	MOOY Aaron	19	15	78%	0	0	1	0	1	6	2	9	0	4	7	8	17	1	1
14	McGREE Riley	4	3	75%	0	0	0	0	0	2	0	0	2	1	2	1	4	0	0
15	DUKE Mitchell	5	3	60%	0	0	0	0	0	2	2	0	1	0	2	3	4	0	1
16	BEHICH Aziz	12	7	58%	0	0	0	1	2	8	0	1	0	0	5	7	12	0	0
19	SOUTTAR Harry	14	11	78%	0	0	1	0	3	6	0	4	0	4	2	8	14	0	0
22	IRVINE Jackson	7	7	100%	0	0	0	0	2	3	1	1	0	1	3	3	7	0	0
23	GOODWIN Craig	7	6	85%	0	0	0	0	0	3	1	2	1	0	3	4	6	1	0
2	DEGENEK Milos	5	3	60%	0	0	0	0	1	2	0	2	0	0	1	4	5	0	0
9	MACLAREN Jamie	0	0	0%	0	0	0	0	0	0	0	0	0	0	0	0	0	0	0
10	HRUSTIC Ajdin	1	0	0%	0	0	0	0	0	1	0	0	0	0	1	0	1	0	0
11	MABIL Awer	0	0	0%	0	0	0	0	0	0	0	0	0	0	0	0	0	0	0
26	BACCUS Keanu	2	1	50%	0	0	0	1	0	0	1	0	0	0	1	1	2	0	0

Passing Networks

Tunisia



#	Passes From ↓ to →	DAHMEN Aymen	TALBI Montassar	MERIAH Yassine	BRONN Dylan	MSAKNI Youssef	JEBALI Issam	LAIDOUNI Aissa	SKHIRI Ellyes	DRAGER Mohamed	SLITI Naim	ABDI Ali	KHAZRI Wahbi	KHENISSI Taha Yassine	SASSI Ferjani	KECHRIDA Wajdi
16	DAHMEN Aymen	0	0	5	0	1	1	0	2	0	1	2	0	1	0	0
3	TALBI Montassar	4	0	13	4	2	0	1	7	1	0	8	0	0	5	0
4	MERIAH Yassine	4	10	0	17	5	1	3	6	0	6	3	1	0	3	0
6	BRONN Dylan	2	1	17	0	1	3	3	1	2	1	1	0	0	4	0
7	MSAKNI Youssef	0	4	2	0	0	1	3	5	1	3	5	1	0	2	1
9	JEBALI Issam	1	0	0	1	1	0	2	0	1	1	0	0	0	1	0
14	LAIDOUNI Aissa	0	1	4	1	5	0	0	4	1	0	4	0	0	1	0
17	SKHIRI Ellyes	0	9	5	3	2	1	0	0	3	6	7	2	0	4	1
20	DRAGER Mohamed	0	0	1	0	0	1	0	2	0	0	0	0	0	0	0
23	SLITI Naim	0	0	2	4	3	2	3	1	1	0	2	0	0	0	1
24	ABDI Ali	1	4	3	1	4	1	1	4	1	2	0	1	0	2	2
10	KHAZRI Wahbi	0	0	1	0	2	0	0	1	0	0	0	0	0	0	0
11	KHENISSI Taha Yassine	0	0	0	0	0	0	0	0	0	1	0	0	0	0	0
13	SASSI Ferjani	0	2	3	3	6	0	1	3	0	4	2	0	0	0	1
21	KECHRIDA Wajdi	0	2	0	0	0	0	0	1	0	2	0	0	0	1	0

Top 5 Player to Player Passers		
Player	Passed To	% of Total Team Passes
MERIAH Yassine	BRONN Dylan	4.8%
BRONN Dylan	MERIAH Yassine	4.8%
TALBI Montassar	MERIAH Yassine	3.6%
MERIAH Yassine	TALBI Montassar	2.8%
SKHIRI Ellyes	TALBI Montassar	2.5%

Passing Networks

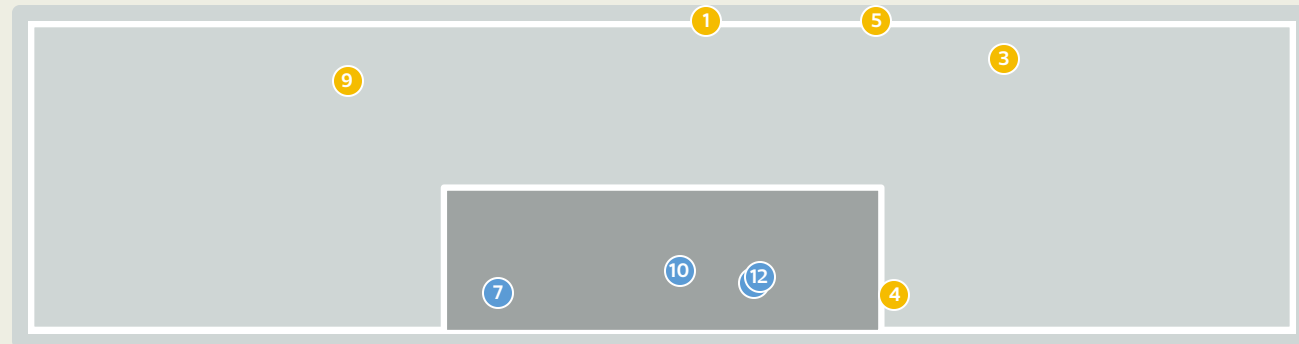
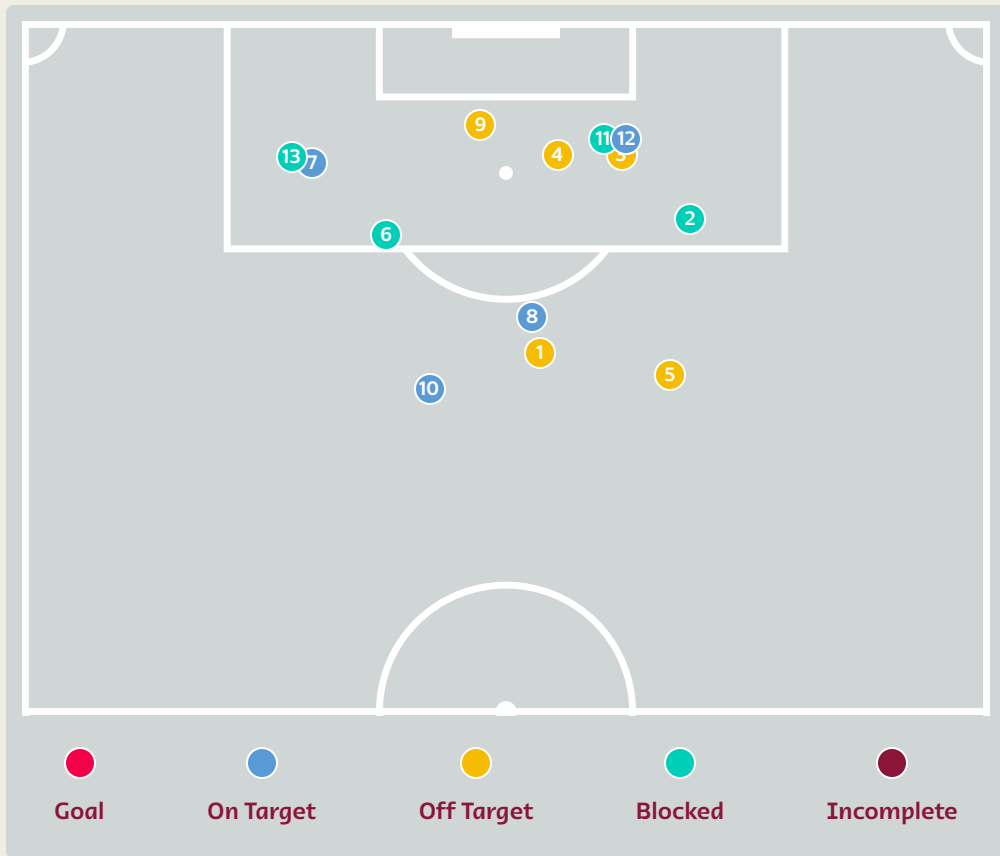


#	Passes From ↓ to →	RYAN Mathew	ROWLES Kye	KARACIC Fran	LECKIE Mathew	MOOY Aaron	McGREE Riley	DUKE Mitchell	BEHICH Aziz	SOUTTAR Harry	IRVINE Jackson	GOODWIN Craig	DEGENEK Milos	MACLAREN Jamie	HRUSTIC Ajdin	MABIL Awer	BACCUS Keanu
1	RYAN Mathew	0	3	2	2	1	0	2	4	3	0	0	1	0	0	0	0
4	ROWLES Kye	0	0	2	0	0	0	1	3	5	1	1	0	0	1	0	0
5	KARACIC Fran	0	0	0	2	0	0	0	0	1	4	0	0	0	1	0	0
7	LECKIE Mathew	1	0	2	0	2	0	1	1	2	3	2	0	0	3	0	0
13	MOOY Aaron	0	3	0	6	0	4	1	7	1	2	3	0	1	2	1	0
14	McGREE Riley	0	0	0	2	1	0	2	3	0	1	4	0	0	0	0	0
15	DUKE Mitchell	0	0	1	2	1	3	0	0	2	0	0	0	0	0	0	0
16	BEHICH Aziz	4	2	0	1	2	3	0	0	3	2	1	0	1	0	0	1
19	SOUTTAR Harry	5	1	2	4	2	1	1	2	0	2	0	0	1	0	0	0
22	IRVINE Jackson	3	0	2	4	8	1	1	1	1	0	3	0	0	3	0	0
23	GOODWIN Craig	0	1	1	1	6	1	1	6	0	0	0	0	0	0	0	0
2	DEGENEK Milos	0	0	0	0	1	0	0	0	0	0	0	0	1	1	0	0
9	MACLAREN Jamie	0	0	0	0	1	0	0	0	0	0	1	0	0	1	0	1
10	HRUSTIC Ajdin	0	0	0	4	2	0	0	0	0	1	0	0	0	0	0	0
11	MABIL Awer	0	0	0	0	1	0	0	0	0	0	0	0	0	0	0	0
26	BACCUS Keanu	0	0	0	0	0	0	0	0	0	0	0	1	0	1	1	0

Top 5 Player to Player Passers		
Player	Passed To	% of Total Team Passes
IRVINE Jackson	MOOY Aaron	3.6%
MOOY Aaron	BEHICH Aziz	3.2%
MOOY Aaron	LECKIE Mathew	2.7%
GOODWIN Craig	MOOY Aaron	2.7%
GOODWIN Craig	BEHICH Aziz	2.7%

Attempts at Goal

Tunisia



Key	Outcome	Shots
●	Goals	0
●	On Target	4
●	Off Target	5
●	Blocked	4
●	Incomplete	0

Attempts at Goal


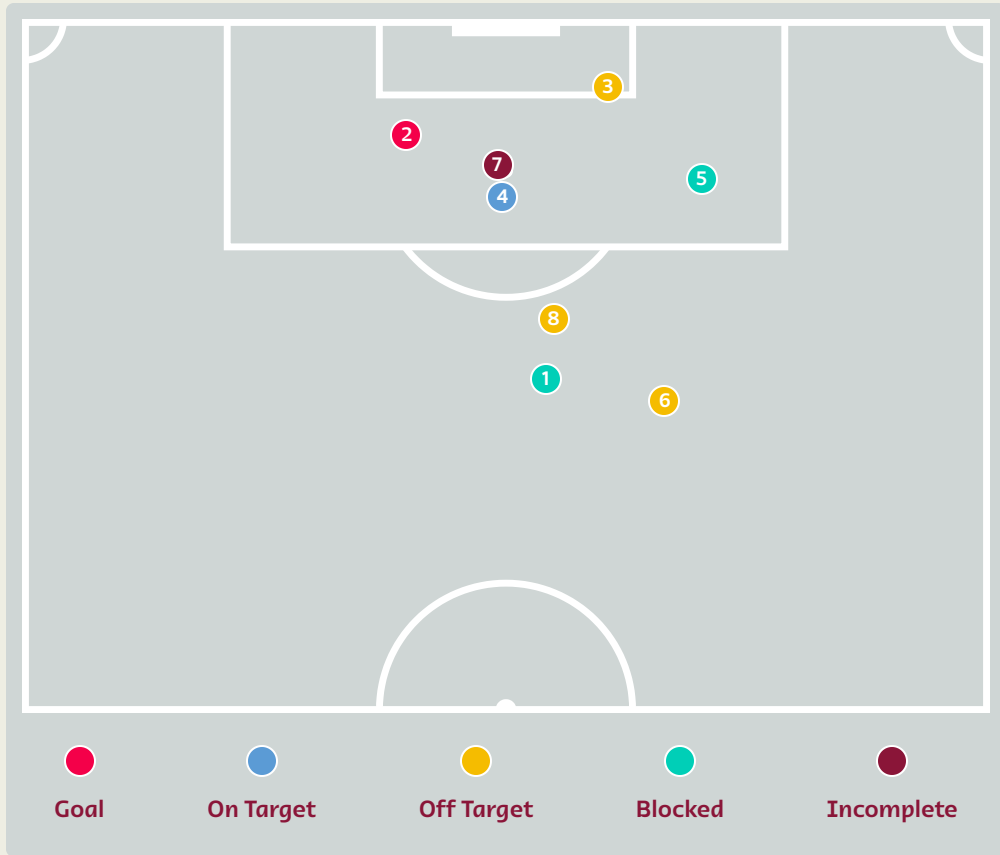
Tunisia



Time	Player	Outcome	Body Part	Delivery Type
20	20 DRAGER Mohamed	Off Target	Right Foot	Pass
37	7 MSAKNI Youssef	Incomplete - Blocked	Right Foot	Ball Progression
40	20 DRAGER Mohamed	Deflected Off Target - Defensive Event	Right Foot	Pass
47	7 MSAKNI Youssef	Off Target	Right Foot	Cross
60	13 SASSI Ferjani	Off Target	Right Foot	Pass
65	7 MSAKNI Youssef	Incomplete - Blocked	Right Foot	Pass
71	7 MSAKNI Youssef	On Target - Saved	Left Foot	Pass
71	7 MSAKNI Youssef	On Target - Saved	Right Foot	Pass
74	7 MSAKNI Youssef	Off Target	Head	Loose Ball
83	3 TALBI Montassar	On Target - Saved	Right Foot	Loose Ball
86	23 SLITI Naim	Incomplete - Blocked	Left Foot	Pass
87	10 KHAZRI Wahbi	On Target - Saved	Left Foot	Cross
91	10 KHAZRI Wahbi	Incomplete - Blocked	Right Foot	Loose Ball



Attempts at Goal



Key	Outcome	Shots
●	Goals	1
●	On Target	1
●	Off Target	3
●	Blocked	2
●	Incomplete	1

Attempts at Goal

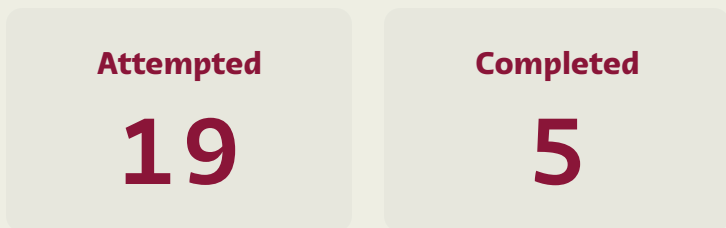
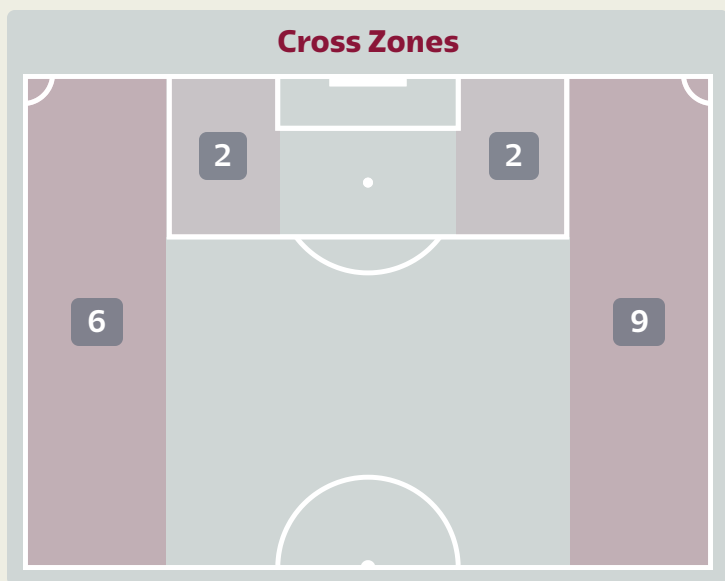
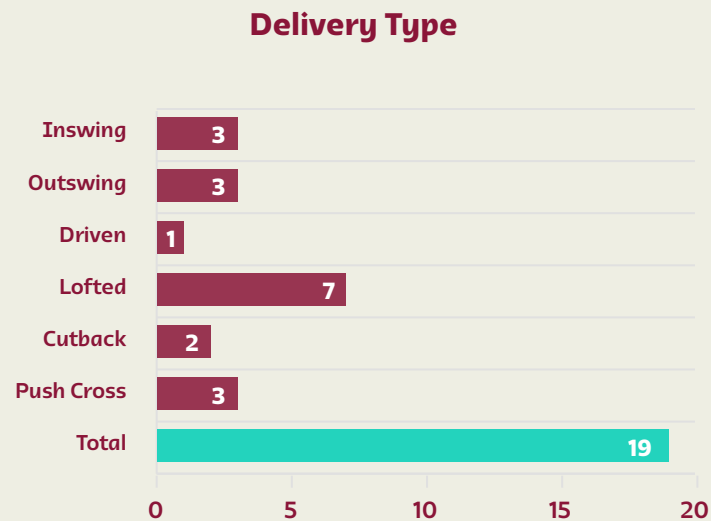
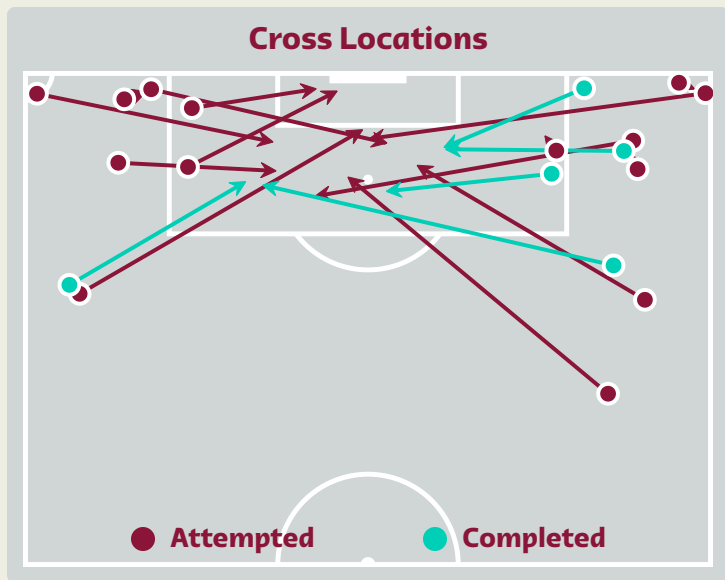
Australia

Time	Player	Outcome	Body Part	Delivery Type
5	5 KARACIC Fran	Incomplete - Blocked	Right Foot	Loose Ball
22	15 DUKE Mitchell	On Target - Goal	Head	Cross
33	22 IRVINE Jackson	Off Target	Right Foot	Corner
43	15 DUKE Mitchell	On Target - Saved	Head	Freekick
43	5 KARACIC Fran	Incomplete - Blocked	Left Foot	Loose Ball
45	5 KARACIC Fran	Off Target	Right Foot	Loose Ball
56	15 DUKE Mitchell	Incomplete - Player On Ball Error	Head	Cross
73	13 MOOY Aaron	Off Target	Right Foot	Loose Ball

Tunisia

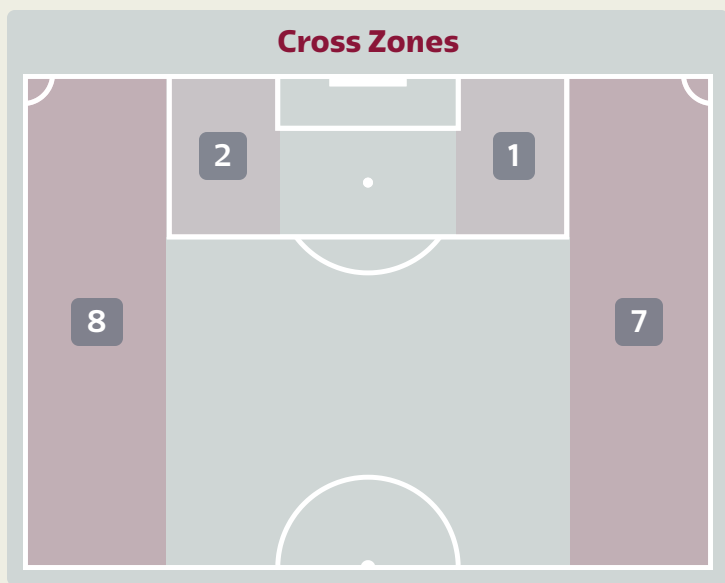
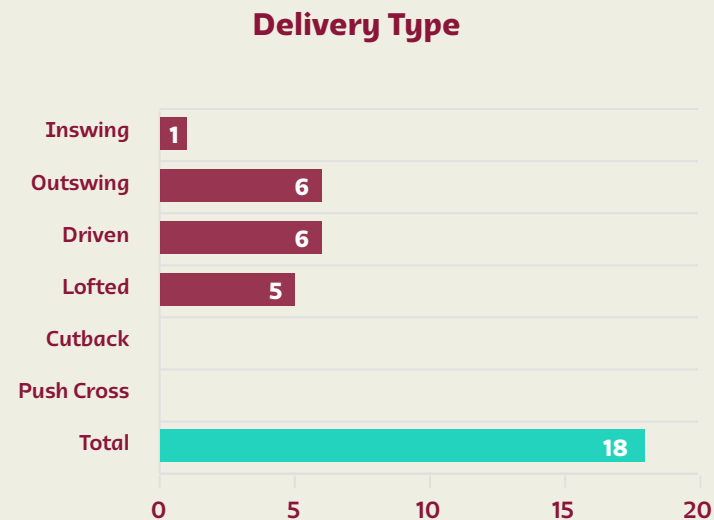
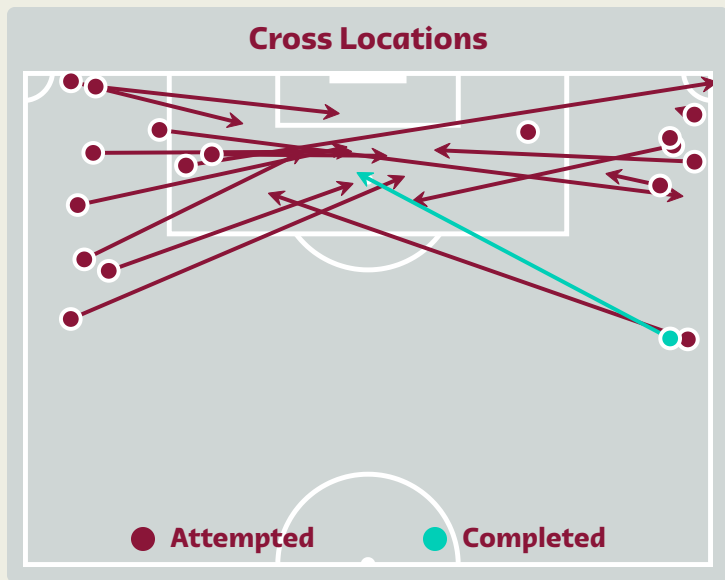


Crosses (Open Play)



#	Player	Inswing	Outswing	Driven	Lofted	Cutback	Push Cross	Total Attempted
16	DAHMEN Aymen	0	0	0	0	0	0	0
3	TALBI Montassar	0	0	0	0	0	0	0
4	MERIAH Yassine	0	0	0	0	0	0	0
6	BRONN Dylan	0	0	0	0	0	0	0
7	MSAKNI Youssef	1	0	0	1	0	0	2
9	JEBALI Issam	0	0	0	0	1	1	2
14	LAIDOUNI Aissa	1	0	0	0	0	0	1
17	SKHIRI Ellyes	0	1	0	0	0	0	1
20	DRAGER Mohamed	0	0	0	1	0	0	1
23	SLITI Naim	0	1	0	4	0	1	6
24	ABDI Ali	1	1	1	1	0	0	4
10	KHAZRI Wahbi	0	0	0	0	0	0	0
11	KHENISSI Taha Yassine	0	0	0	0	0	0	0
13	SASSI Ferjani	0	0	0	0	0	0	0
21	KECHRIDA Wajdi	0	0	0	0	1	1	2

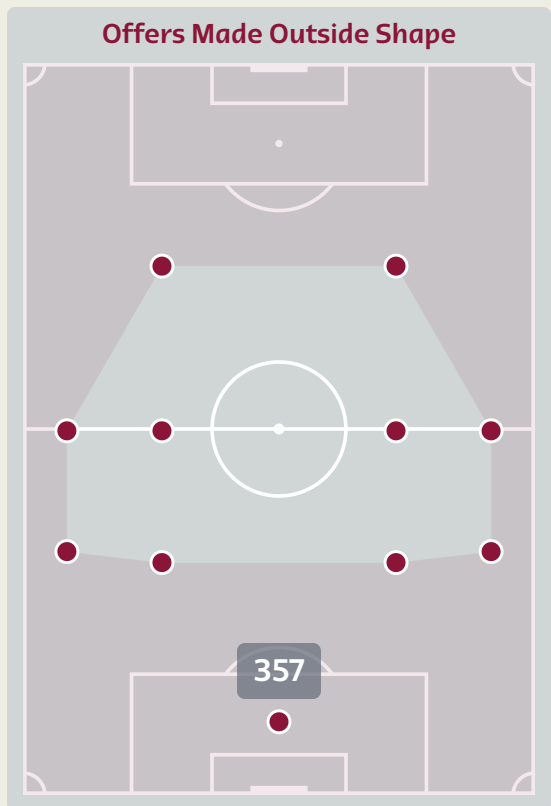
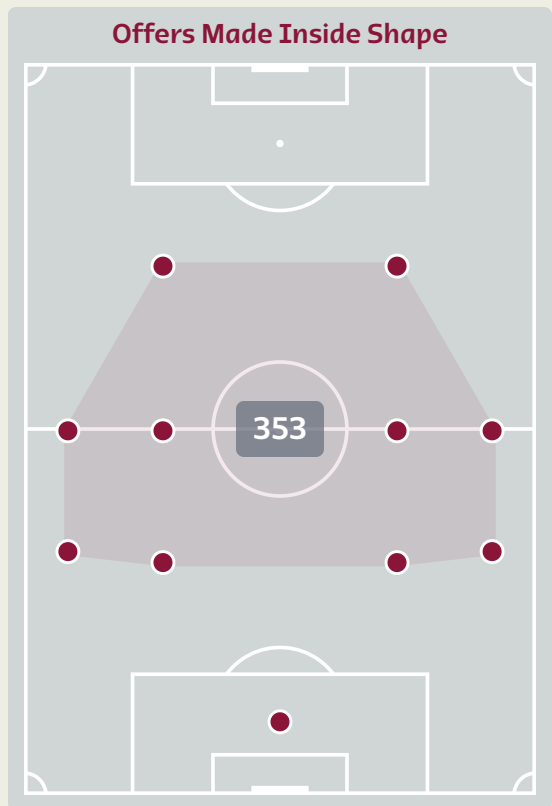
Crosses (Open Play)



#	Player	Inswing	Outswing	Driven	Lofted	Cutback	Push Cross	Total Attempted
1	RYAN Mathew	0	0	0	0	0	0	0
4	ROWLES Kye	0	0	0	0	0	0	0
5	KARACIC Fran	0	0	2	2	0	0	4
7	LECKIE Mathew	0	0	2	0	0	0	2
13	MOOY Aaron	0	0	0	0	0	0	0
14	McGREE Riley	0	1	0	1	0	0	2
15	DUKE Mitchell	0	0	0	0	0	0	0
16	BEHICH Aziz	0	2	0	0	0	0	2
19	SOUTTAR Harry	0	0	0	0	0	0	0
22	IRVINE Jackson	0	0	0	0	0	0	0
23	GOODWIN Craig	0	3	1	2	0	0	6
2	DEGENEK Milos	1	0	0	0	0	0	1
9	MACLAREN Jamie	0	0	1	0	0	0	1
10	HRUSTIC Ajdin	0	0	0	0	0	0	0
11	MABIL Awer	0	0	0	0	0	0	0
26	BACCUS Keanu	0	0	0	0	0	0	0

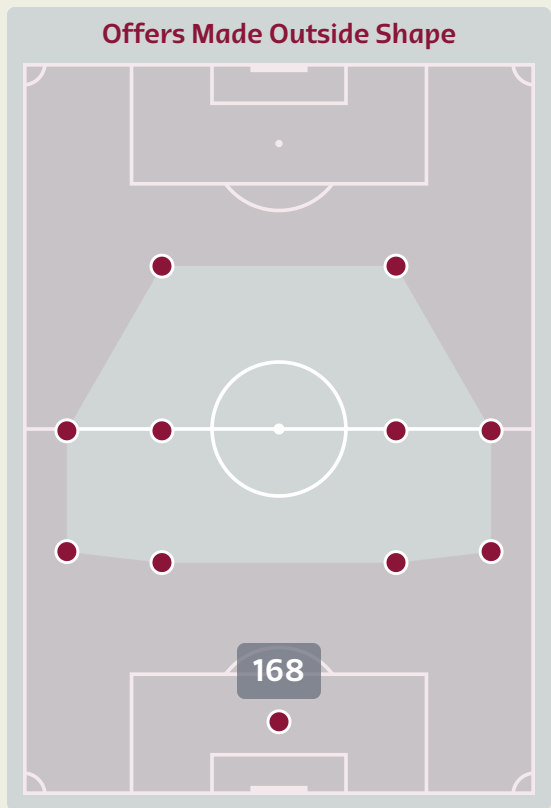
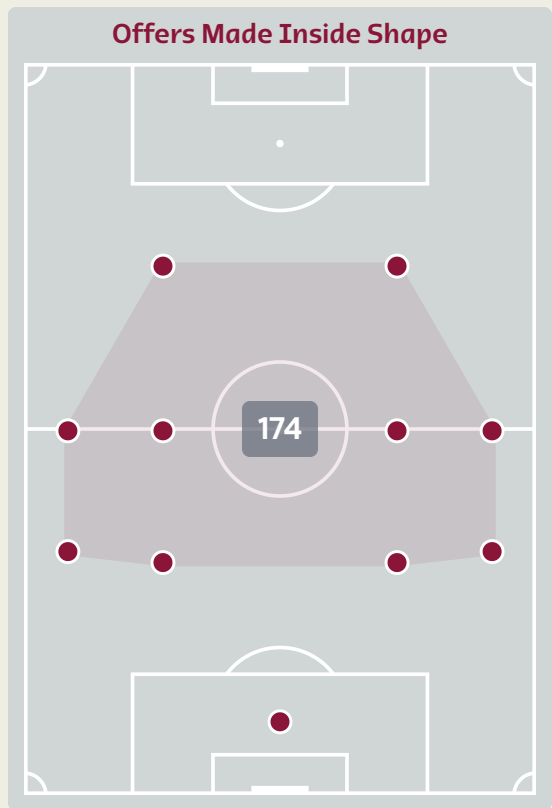
Offering to Receive

Tunisia



#	Player	Offers Made	Offers Received	% Made & Received
16	DAHMEN Aymen	10	4	40%
3	TALBI Montassar	48	19	39.6%
4	MERIAH Yassine	40	26	65%
6	BRONN Dylan	37	16	43.2%
7	MSAKNI Youssef	86	30	34.9%
9	JEBALI Issam	81	8	9.9%
14	LAIDOUNI Aissa	47	13	27.7%
17	SKHIRI Ellyes	106	24	22.6%
20	DRAGER Mohamed	21	4	19%
23	SLITI Naim	79	18	22.8%
24	ABDI Ali	69	12	17.4%
10	KHAZRI Wahbi	27	7	25.9%
11	KHENISSI Taha Yassine	15	1	6.7%
13	SASSI Ferjani	32	10	31.2%
21	KECHRIDA Wajdi	12	6	50%

Offering to Receive



#	Player	Offers Made	Offers Received	% Made & Received
1	RYAN Mathew	9	8	88.9%
4	ROWLES Kye	24	9	37.5%
5	KARACIC Fran	22	6	27.3%
7	LECKIE Mathew	30	10	33.3%
13	MOOY Aaron	33	12	36.4%
14	McGREE Riley	30	4	13.3%
15	DUKE Mitchell	33	8	24.2%
16	BEHICH Aziz	26	13	50%
19	SOUTTAR Harry	21	12	57.1%
22	IRVINE Jackson	39	8	20.5%
23	GOODWIN Craig	31	14	45.2%
2	DEGENEK Milos	2	0	0%
9	MACLAREN Jamie	16	4	25%
10	HRUSTIC Ajdin	14	5	35.7%
11	MABIL Awer	7	2	28.6%
26	BACCUS Keanu	5	2	40%

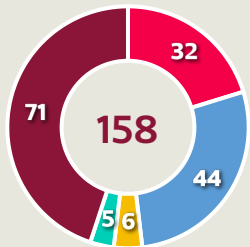
Tunisia



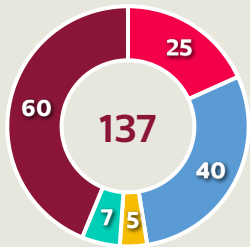
Movement to Receive

Movement Types by Phase

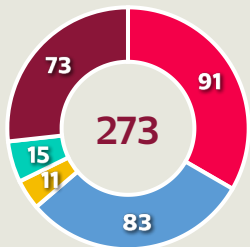
Final Third Phase



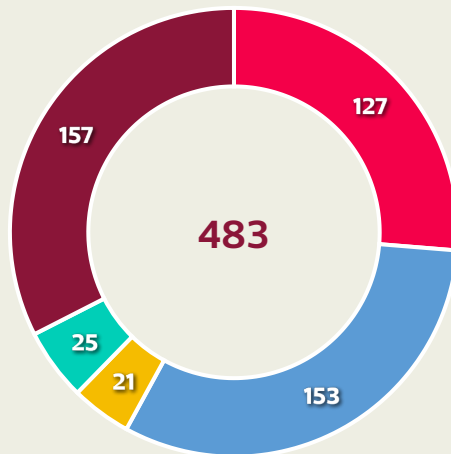
Progression Phase



Build Up Phase



All Movement Types

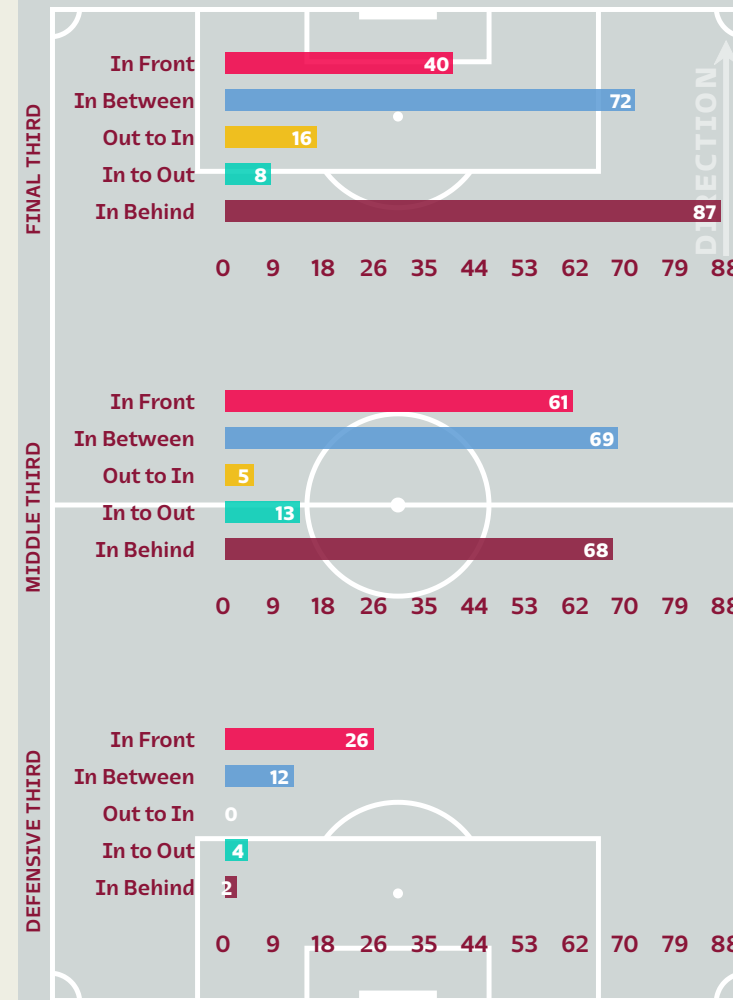


- In Front
- In Between
- Out to In
- In to Out
- In Behind

Top Ranked Players

Type	Player	Movements
In Front	17 SKHIRI Ellyes	38
In Between	9 JEBALI Issam	30
Out to In	23 SLITI Naim	6
In to Out	23 SLITI Naim	10
In Behind	9 JEBALI Issam	40

Movement Types Pitch Third

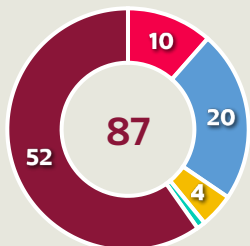


Movement to Receive

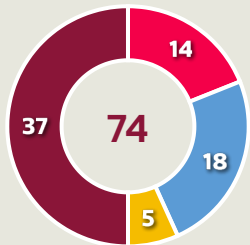


Movement Types by Phase

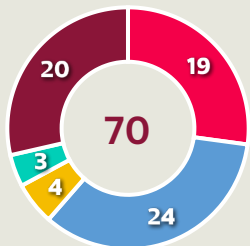
Final Third Phase



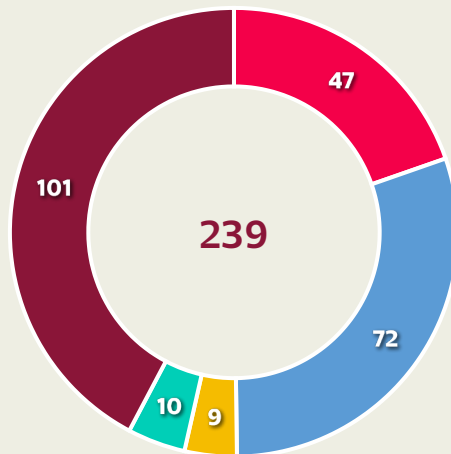
Progression Phase



Build Up Phase



All Movement Types

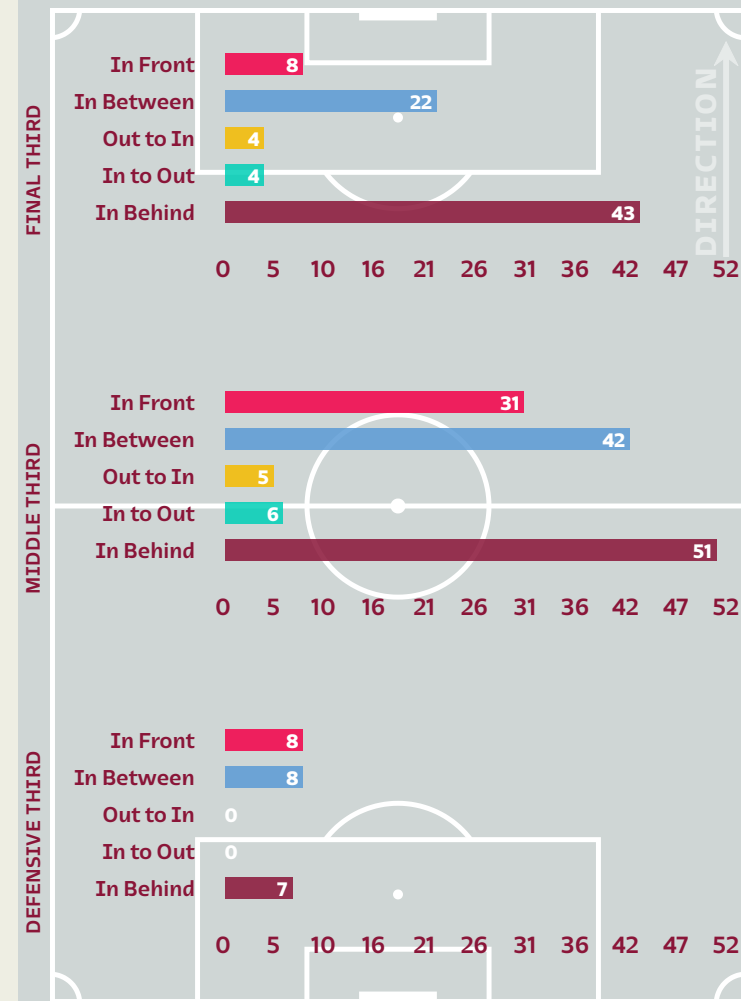


- In Front
- In Between
- Out to In
- In to Out
- In Behind

Top Ranked Players

Type	Player	Movements
In Front	22 IRVINE Jackson	14
In Between	22 IRVINE Jackson	18
Out to In	7 LECKIE Mathew	3
In to Out	13 MOOY Aaron	2
In Behind	15 DUKE Mitchell	24

Movement Types Pitch Third





FIFA WORLD CUP
Qatar 2022



OUT OF POSSESSION



Tunisia v Australia



Defensive Actions

Tunisia



81

Forced Turnovers

65

Possession Regained

9

Interceptions

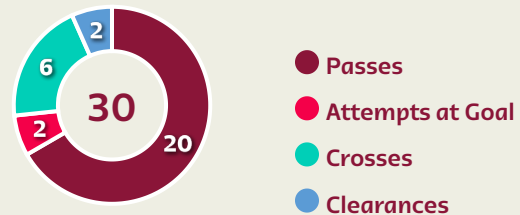
26

Tackles

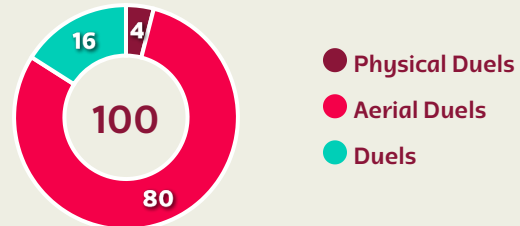
4.11

Possession Actions / Defensive Action

Blocks



Possession Contests

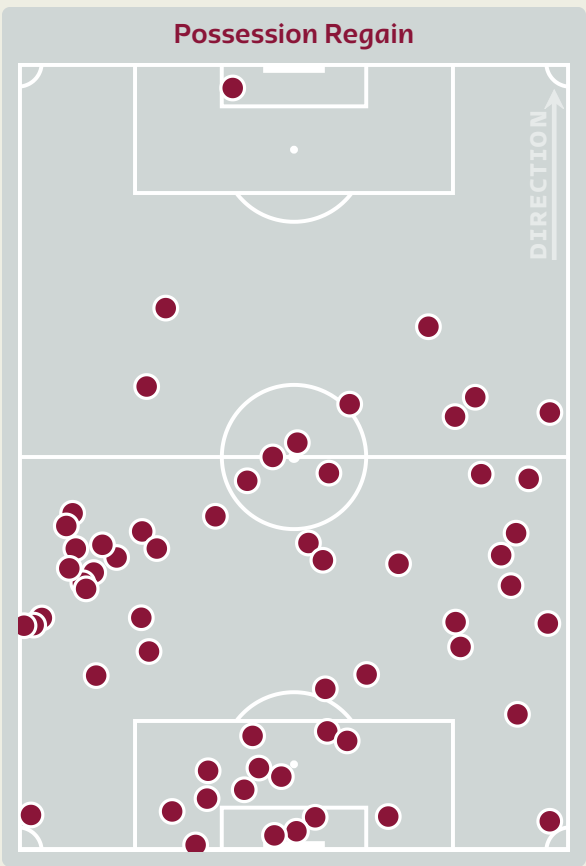
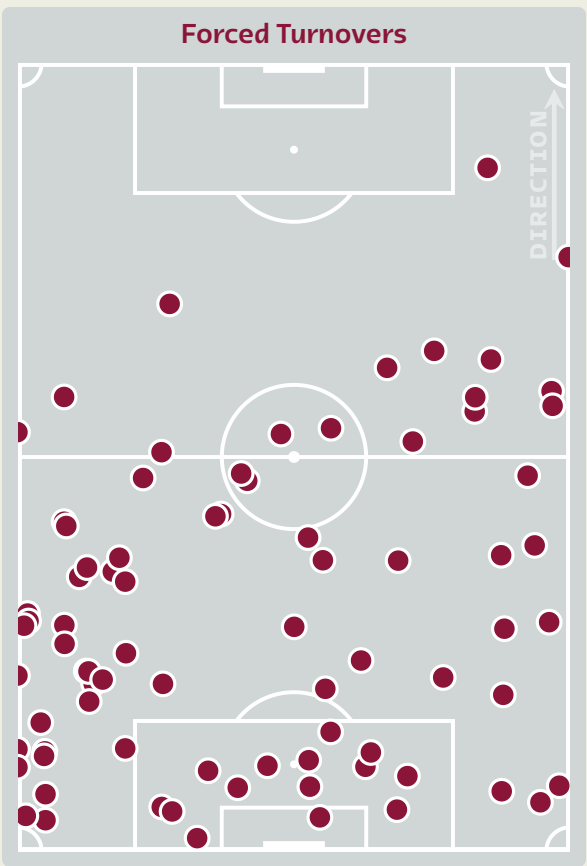


Most Possession Regains

17

TALBI Montassar

LEFT BACK



#	Player	Total Possession Regains
16	DAHMEN Aymen	3
3	TALBI Montassar	17
4	MERIAH Yassine	12
6	BRONN Dylan	5
7	MSAKNI Youssef	1
9	JEBALI Issam	1
14	LAIDOUNI Aissa	3
17	SKHIRI Ellyes	7
20	DRAGER Mohamed	3
23	SLITI Naim	2
24	ABDI Ali	5
10	KHAZRI Wahbi	0
11	KHENISSI Taha Yassine	1
13	SASSI Ferjani	3
21	KECHRIDA Wajdi	2

Defensive Actions



88

Forced Turnovers

76

Possession Regained

6

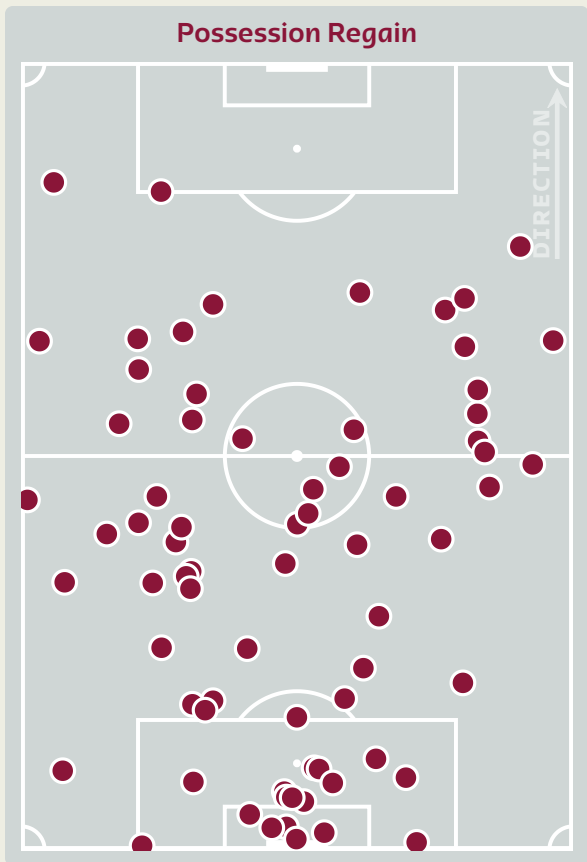
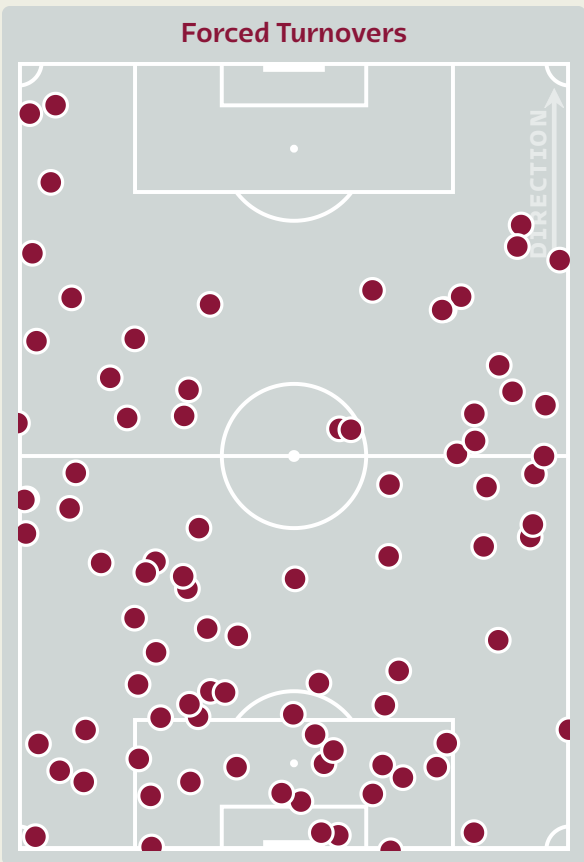
Interceptions

35

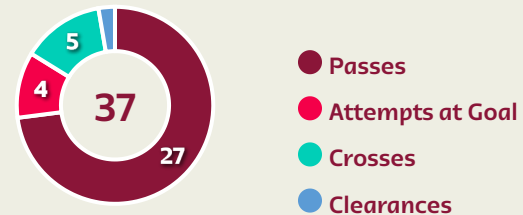
Tackles

2.15

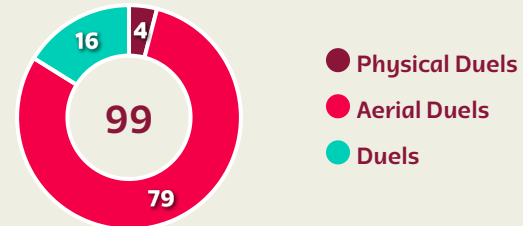
Possession Actions / Defensive Action



Blocks



Possession Contests



Most Possession Regains

12

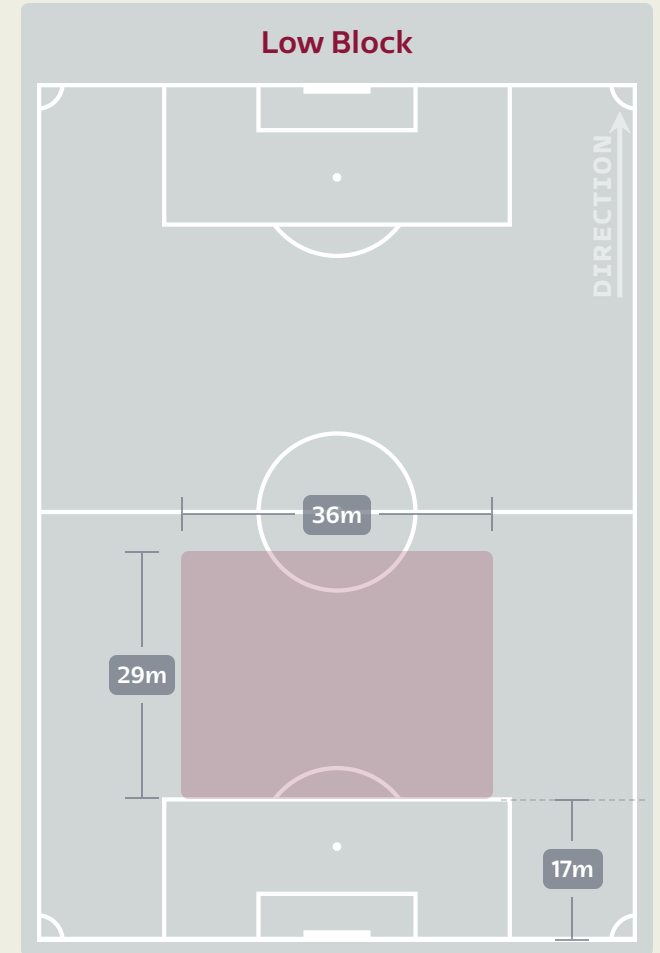
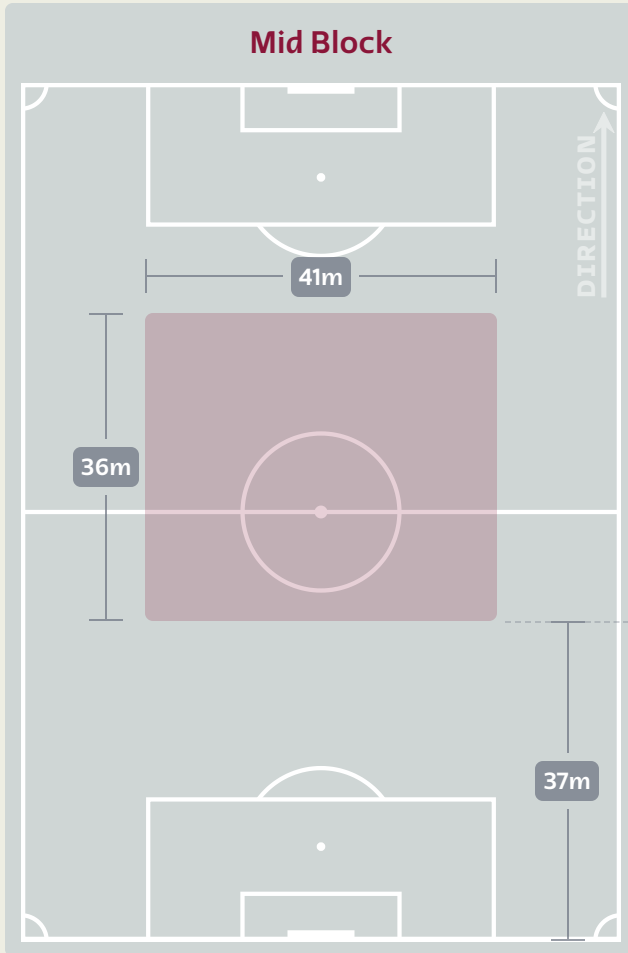
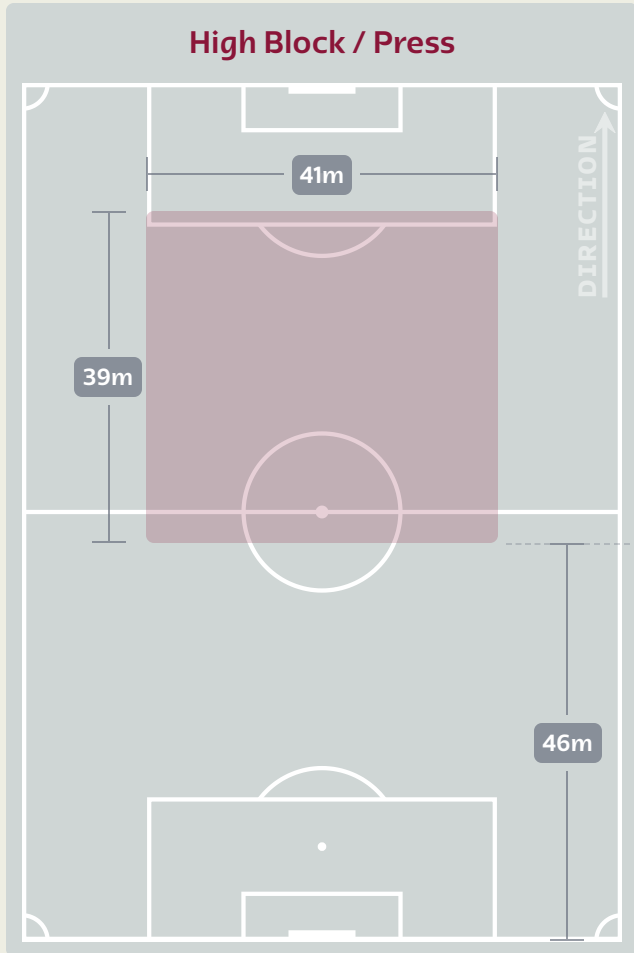
SOUTTAR Harry

RIGHT CENTRE BACK

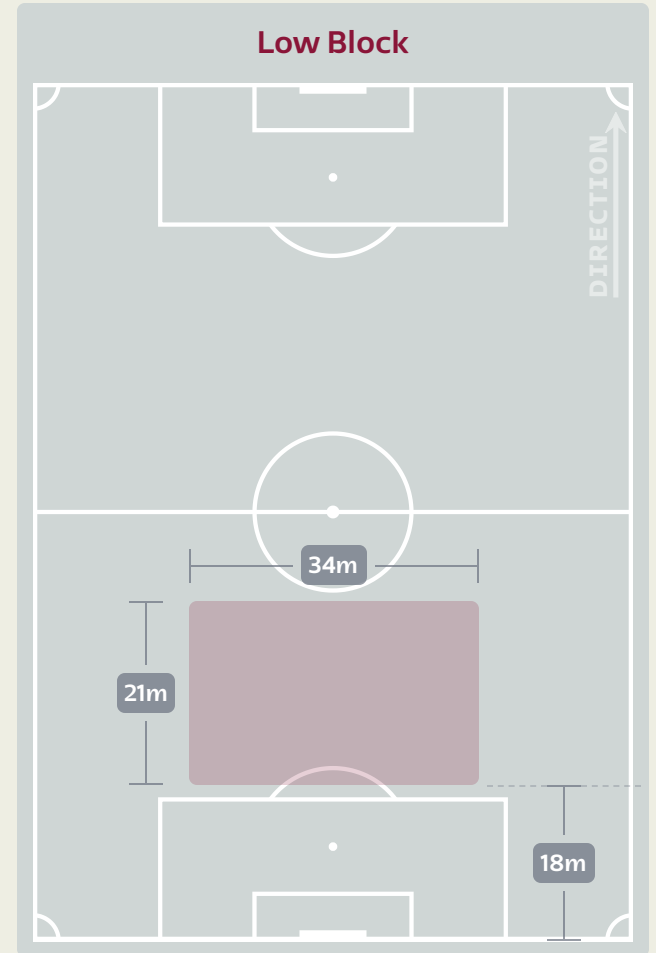
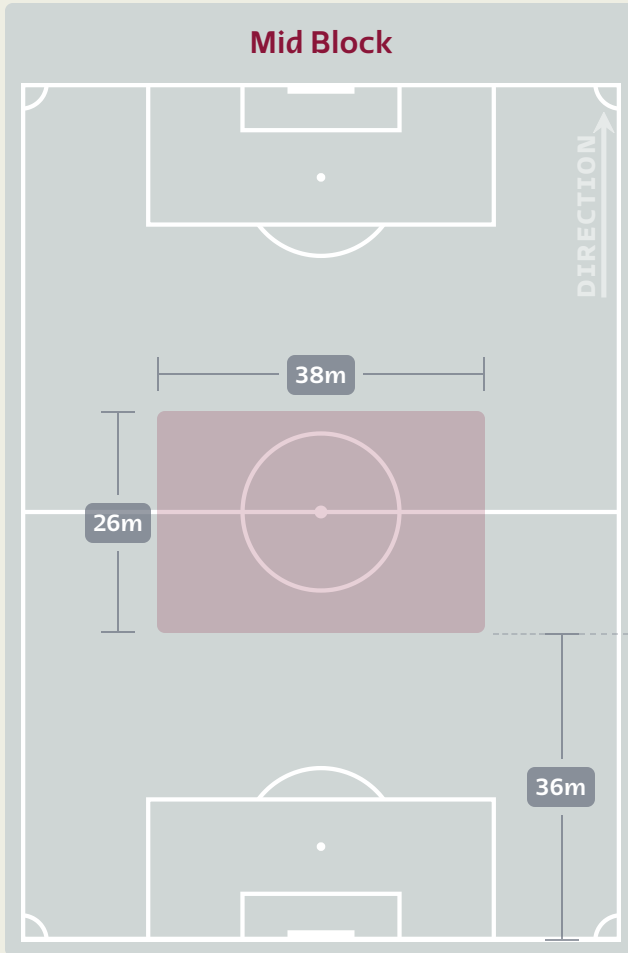
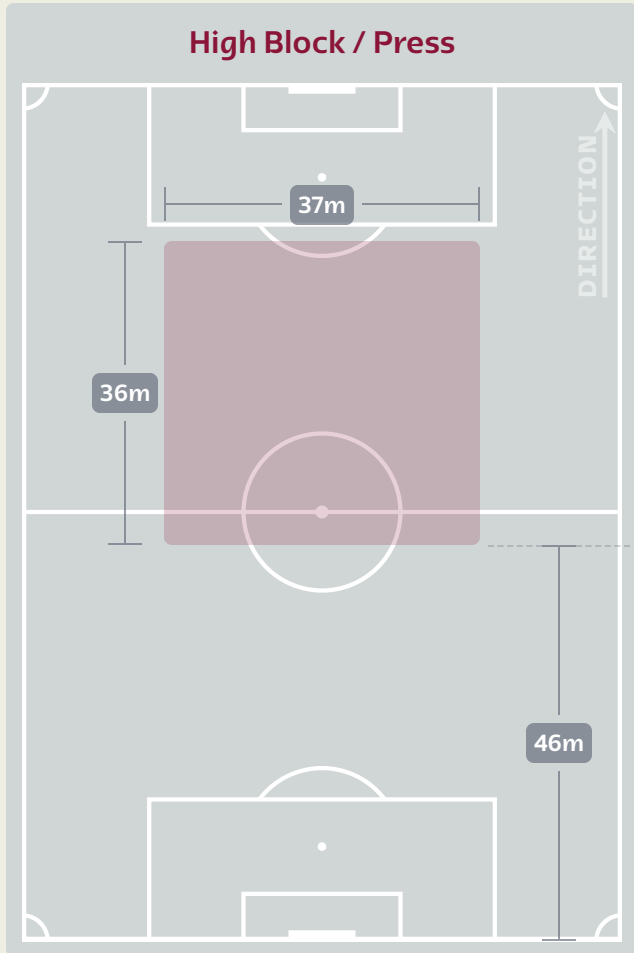
#	Player	Total Possession Regains
1	RYAN Mathew	10
4	ROWLES Kye	10
5	KARACIC Fran	7
7	LECKIE Mathew	7
13	MOOY Aaron	10
14	McGREE Riley	1
15	DUKE Mitchell	0
16	BEHICH Aziz	3
19	SOUTTAR Harry	12
22	IRVINE Jackson	8
23	GOODWIN Craig	5
2	DEGENEK Milos	1
9	MACLAREN Jamie	1
10	HRUSTIC Ajdin	1
11	MABIL Awer	0
26	BACCUS Keanu	0

Defensive Line Height & Team Length

Tunisia



Defensive Line Height & Team Length



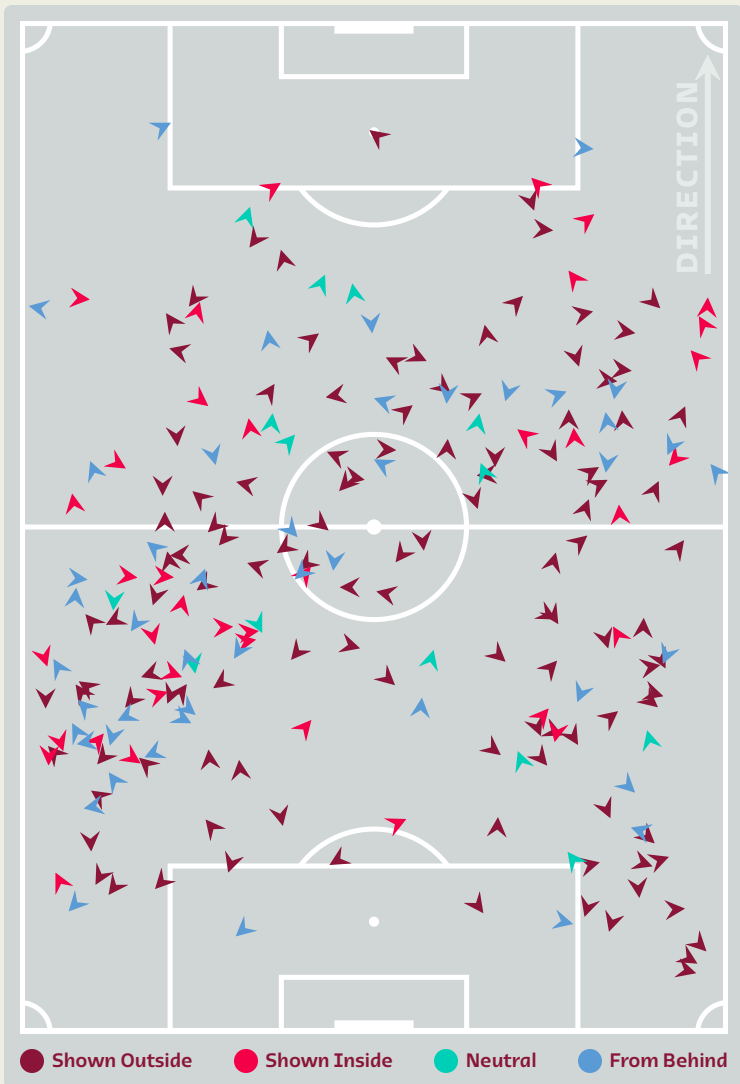
Defensive Pressure



Tunisia



Australia



217	Total Pressures	273
39	Direct Pressures	57
1.42s	Avg Pressure Duration	1.48s
81	Forced Turnovers	88
8.15s	Ball Recovery Time	11.05s
99	Pushing on into Pressing	116
283	Pushing on	316
38	Pressing Direction Inside	61
119	Pressing Direction Outside	134

Most Direct Pressures

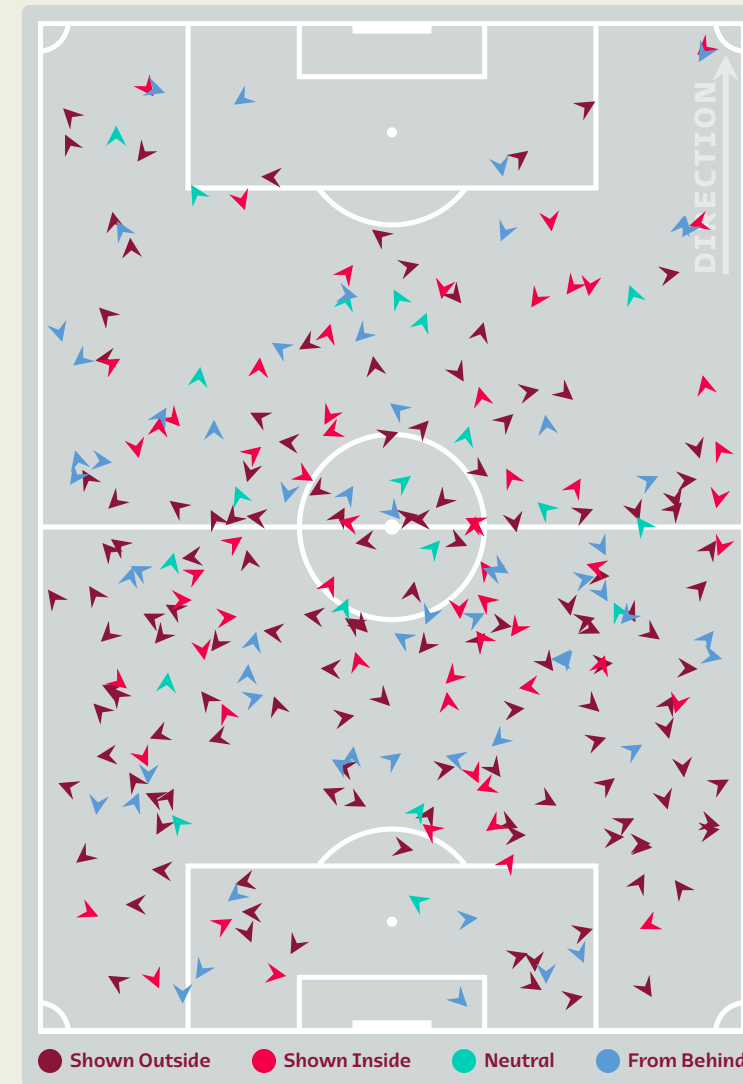
6

SKHIRI Ellyes
RIGHT CENTRE MIDFIELD

Most Direct Pressures

10

IRVINE Jackson
RIGHT CENTRE MIDFIELD





FIFA WORLD CUP
Qatar 2022



GOALKEEPING



Tunisia v Australia

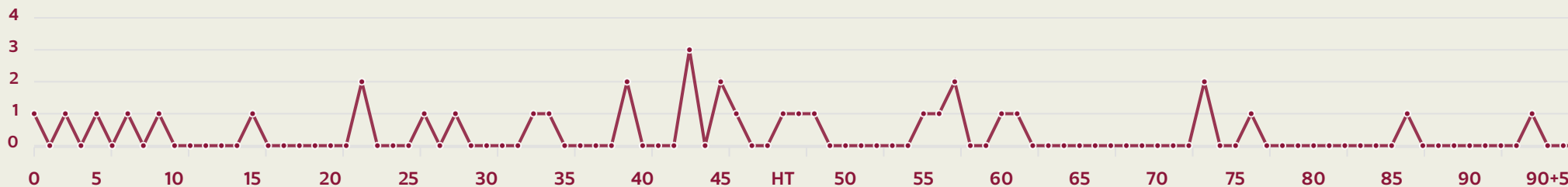


Goalkeeping Involvement



Tunisia

Tunisia GK Involvement Timeline



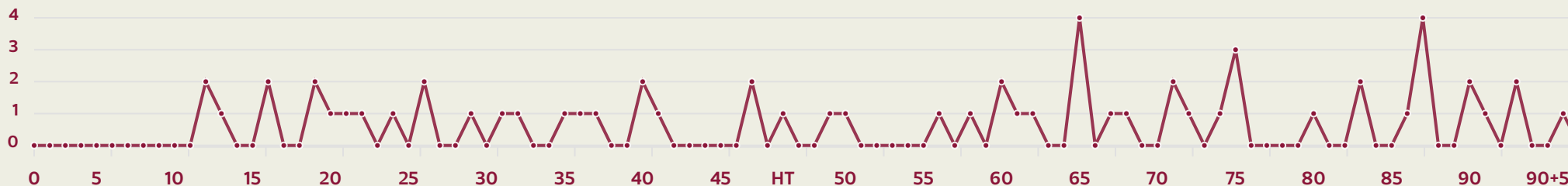
35

Total Involvements



Australia

Australia GK Involvement Timeline


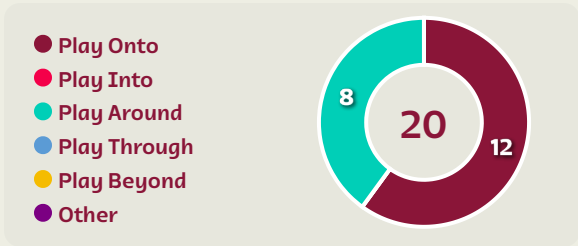
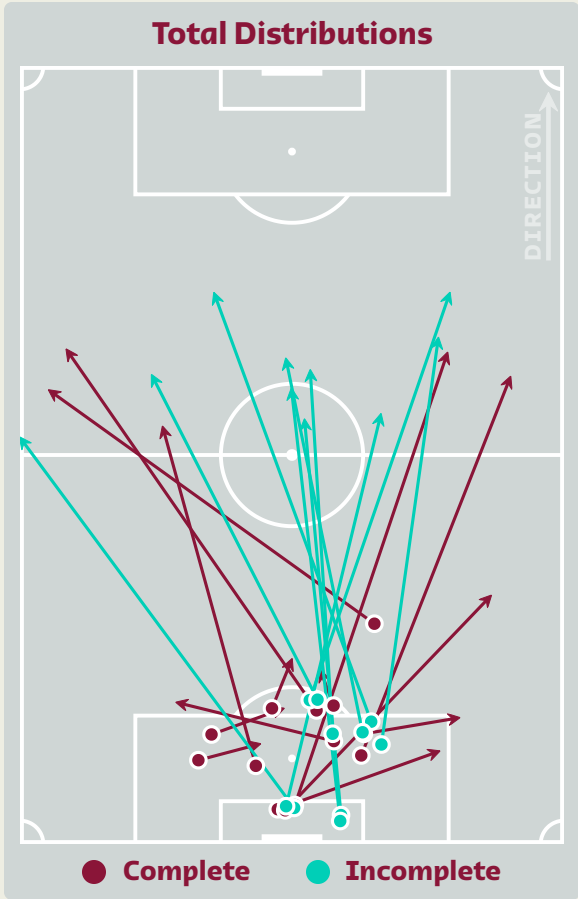
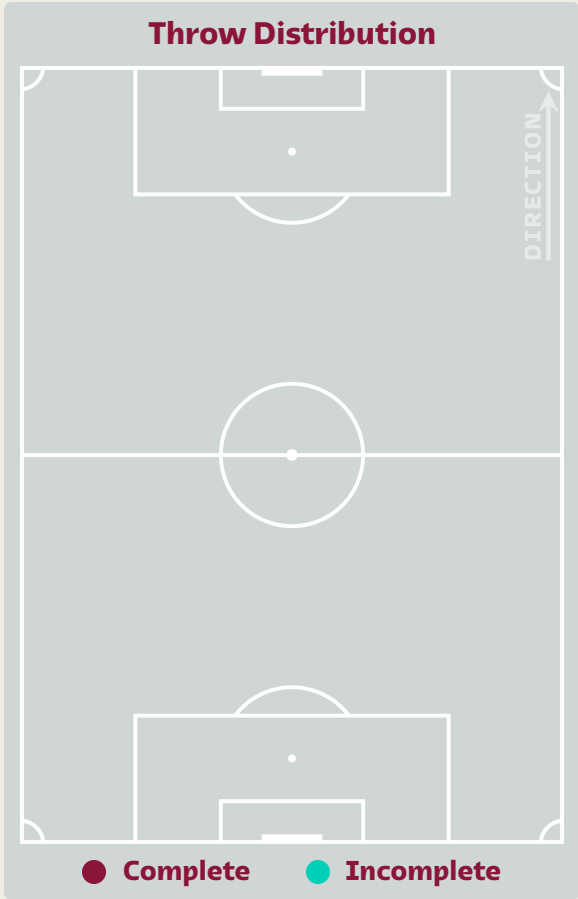
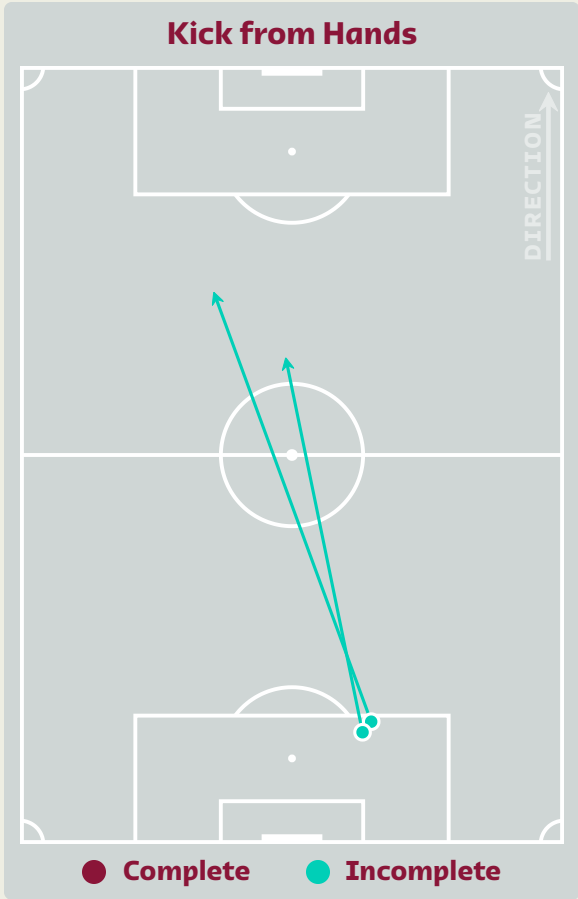
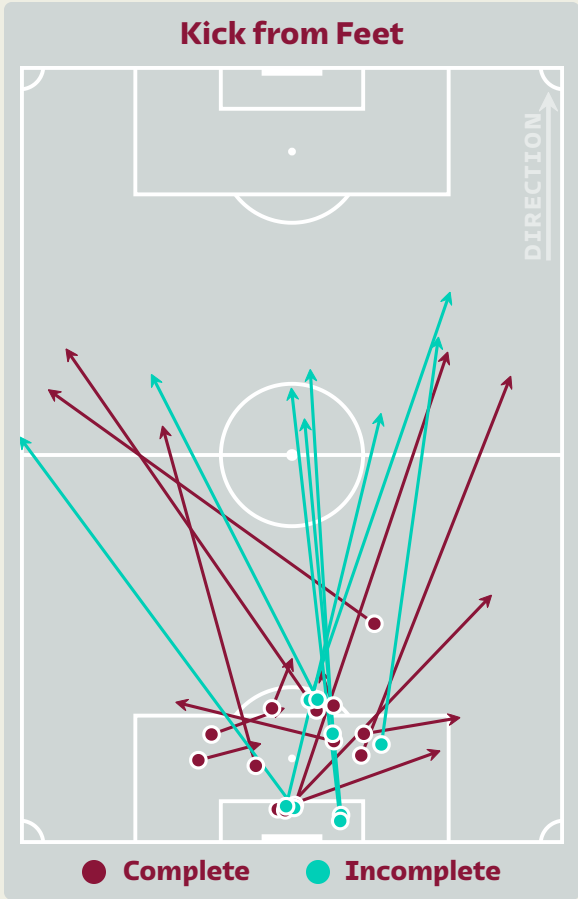


60

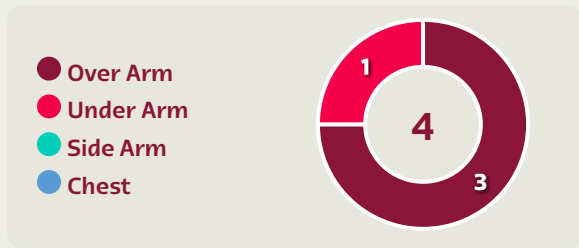
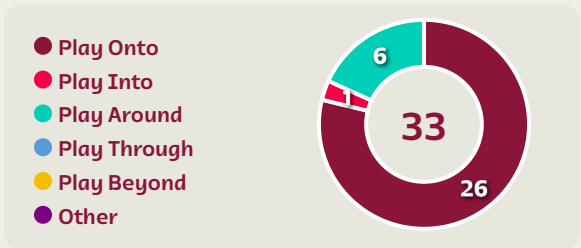
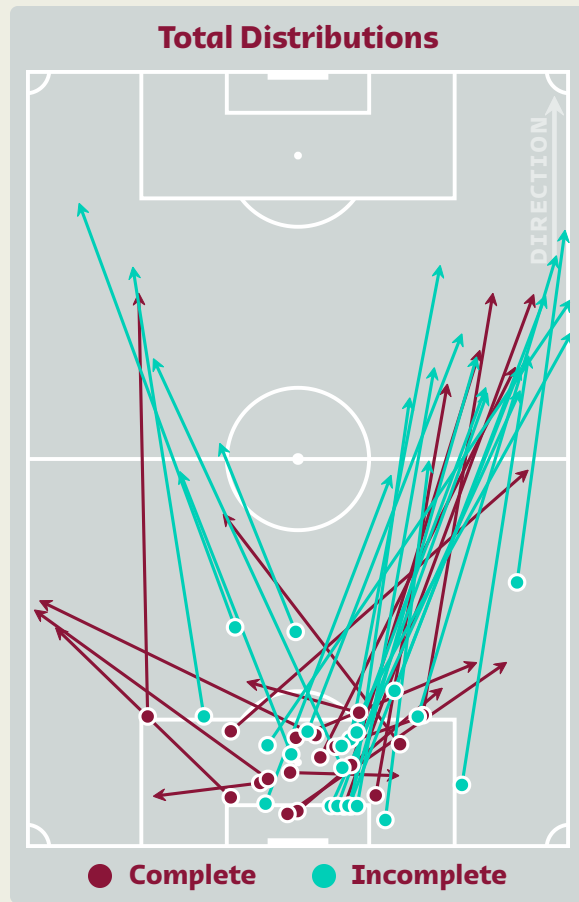
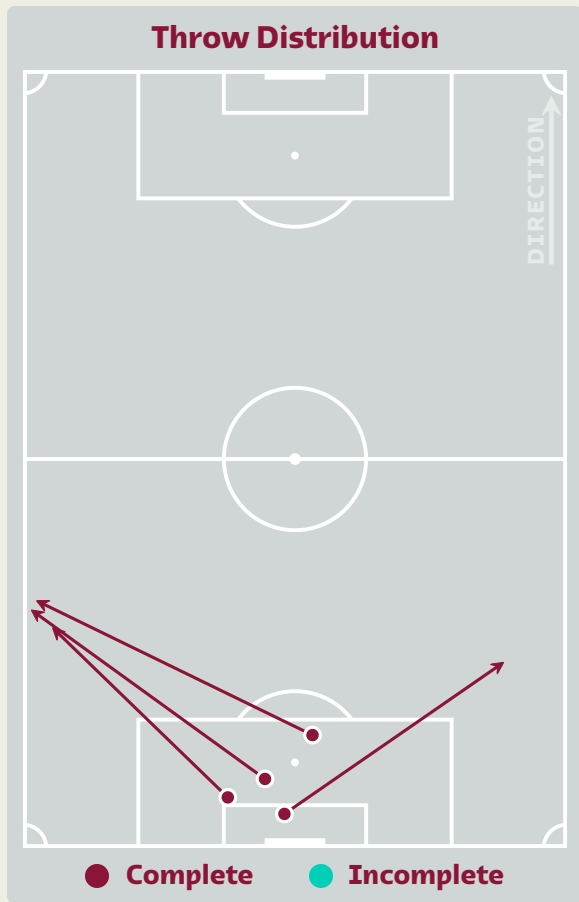
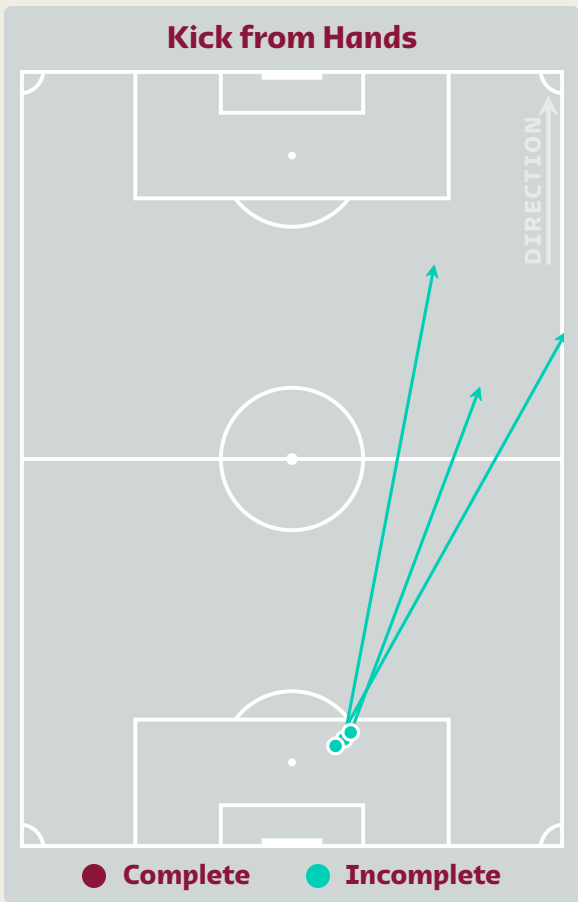
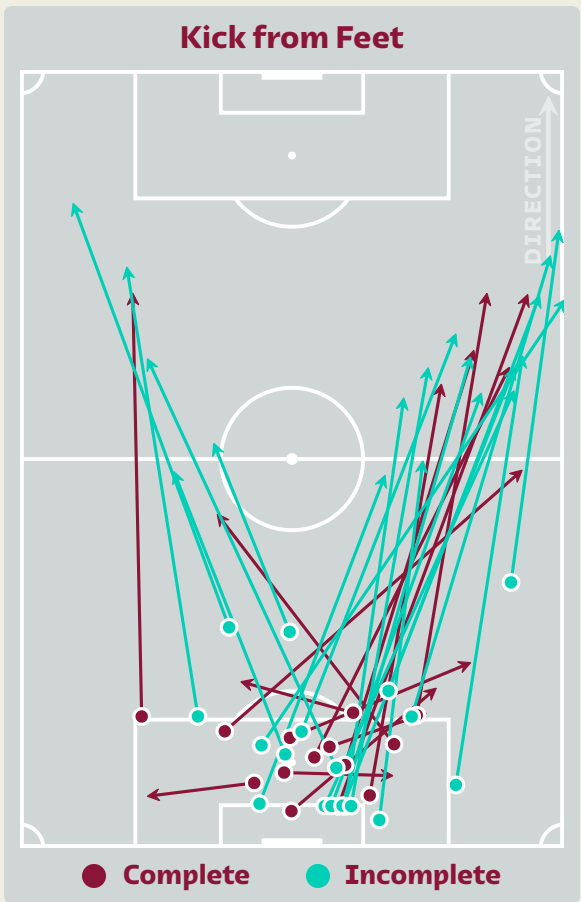
Total Involvements

Goalkeeping Distribution

Tunisia

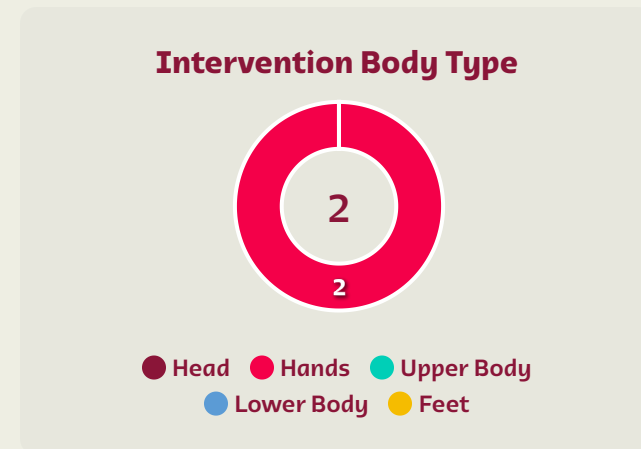
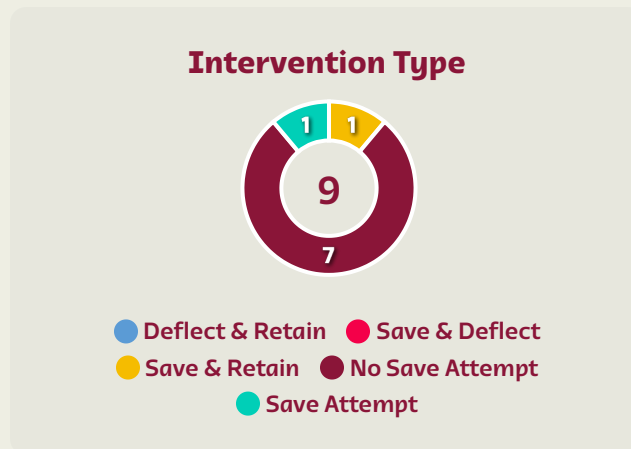
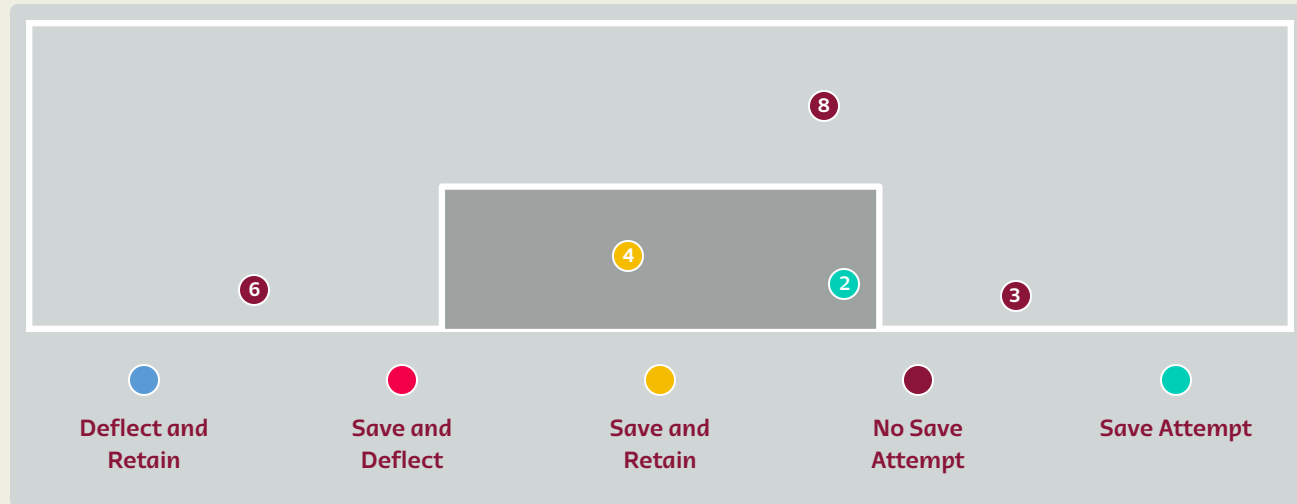
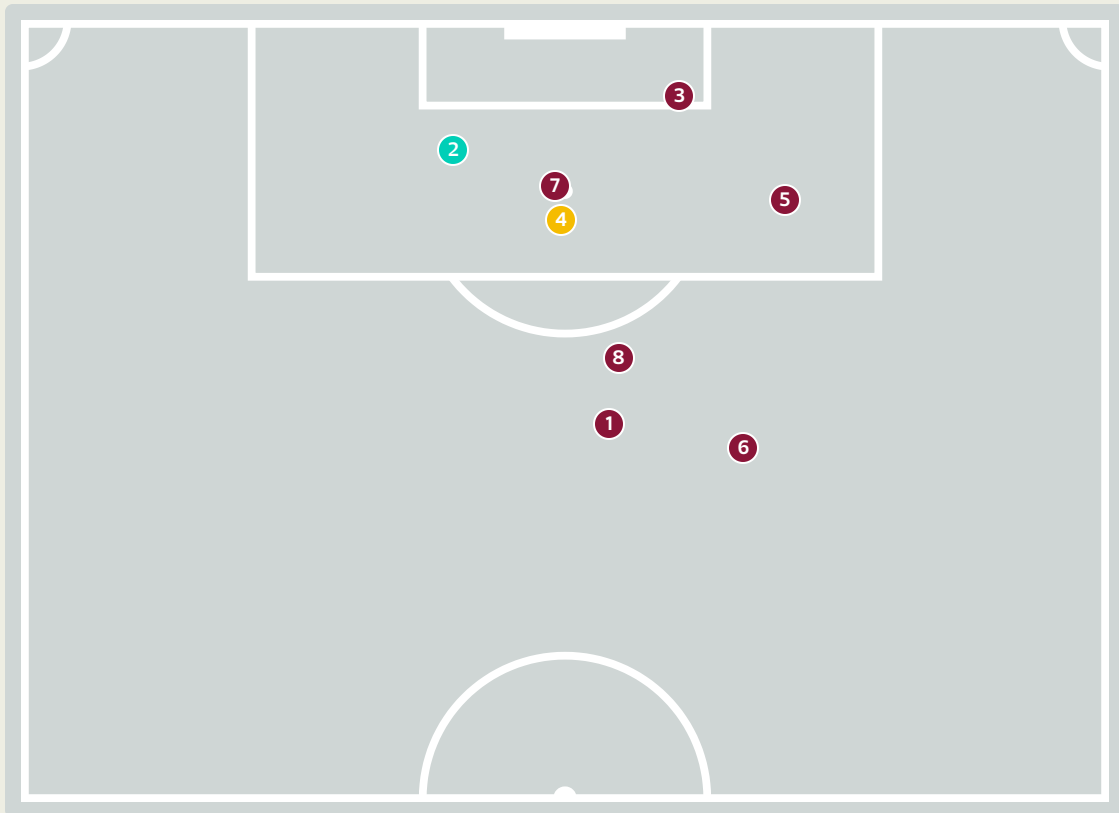


Goalkeeping Distribution



Goal Prevention

Tunisia

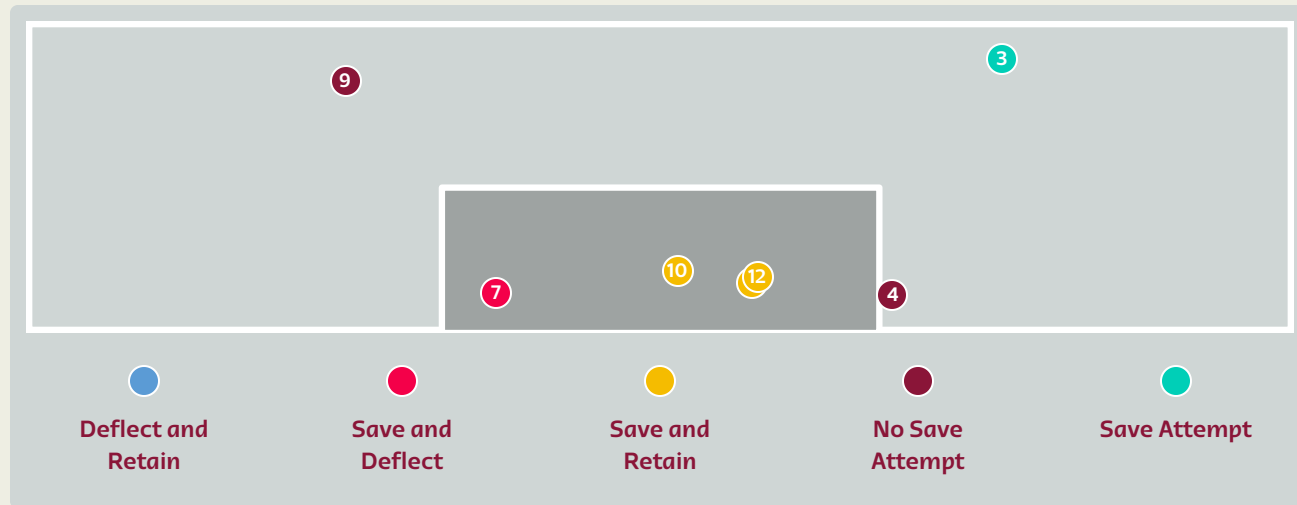
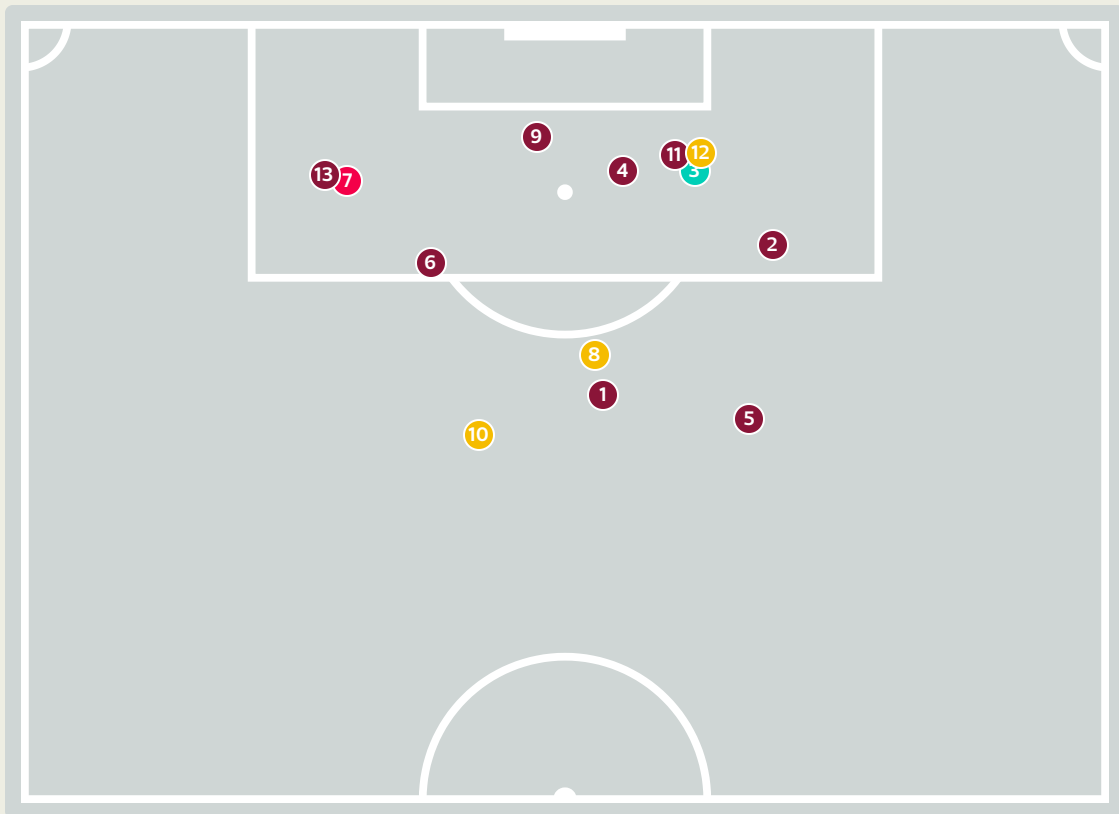


9
Total Attempts on Goal Faced

50
Save %

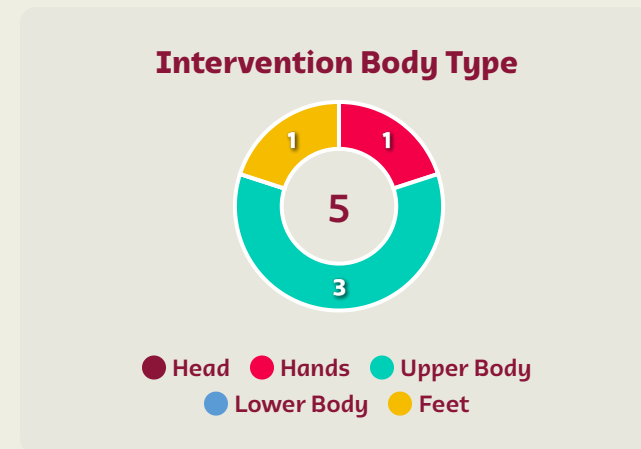
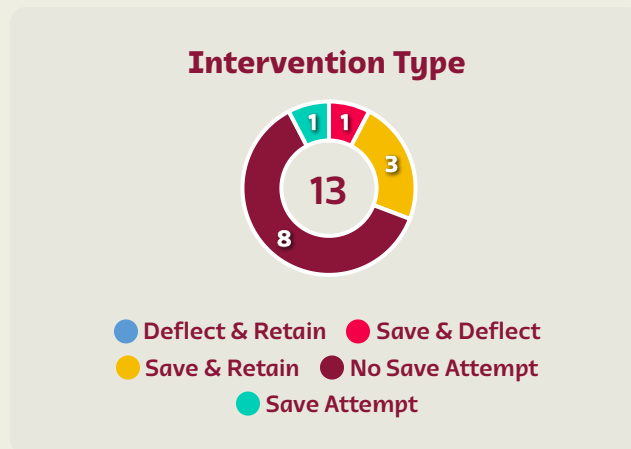
Total Attempts on Goal Faced	Total Goal Interventions	Save & Retain	Deflect & Retain	Save & Deflect	Save Attempt	No Save Attempt
9	1	1	0	0	1	7

Goal Prevention



13
Total Attempts on Goal Faced

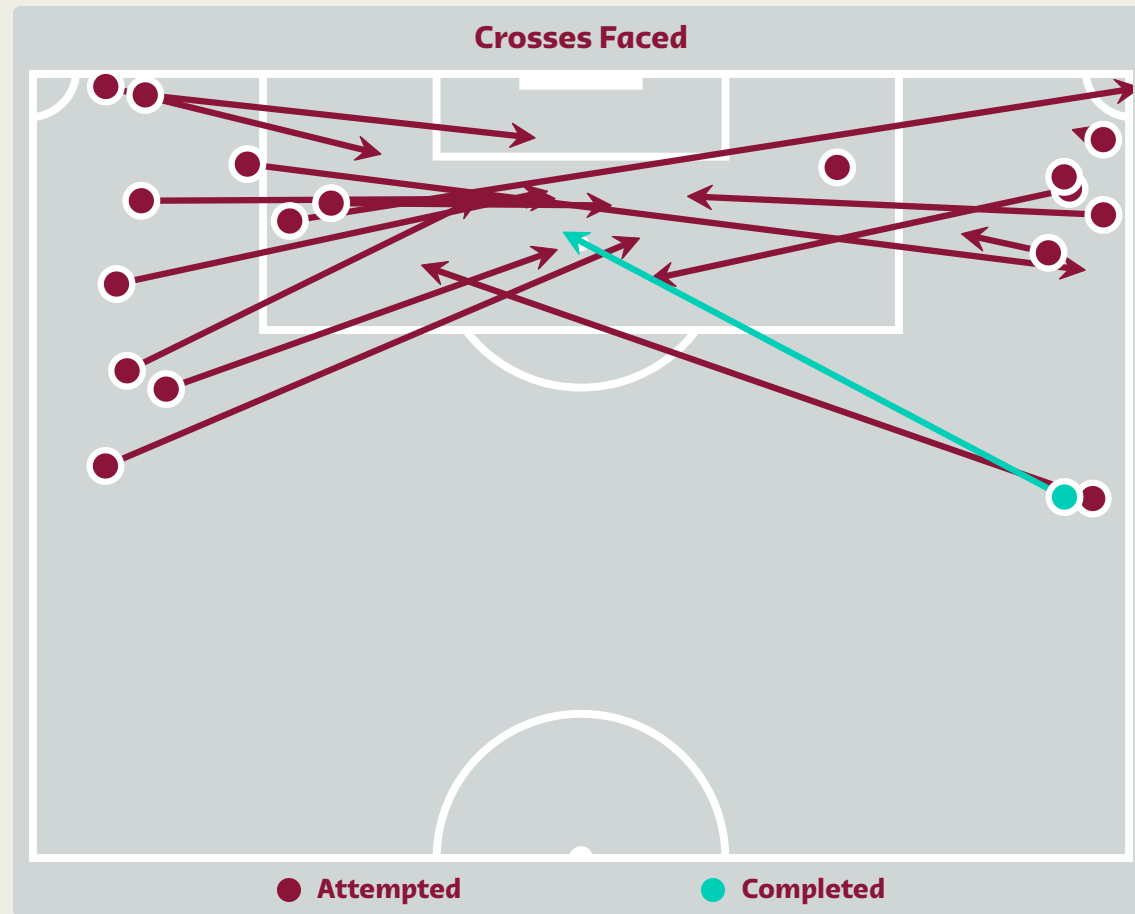
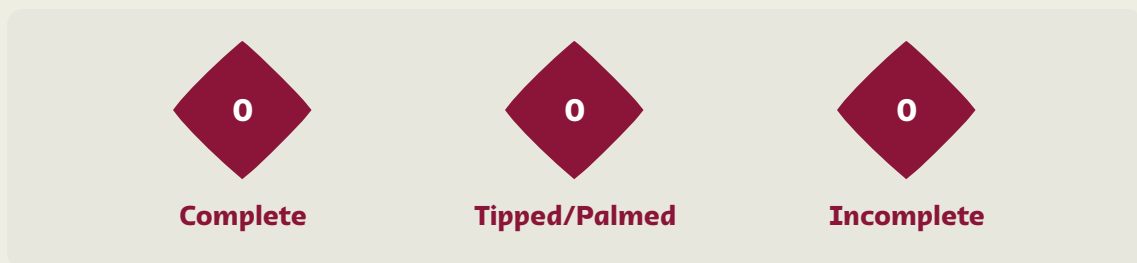
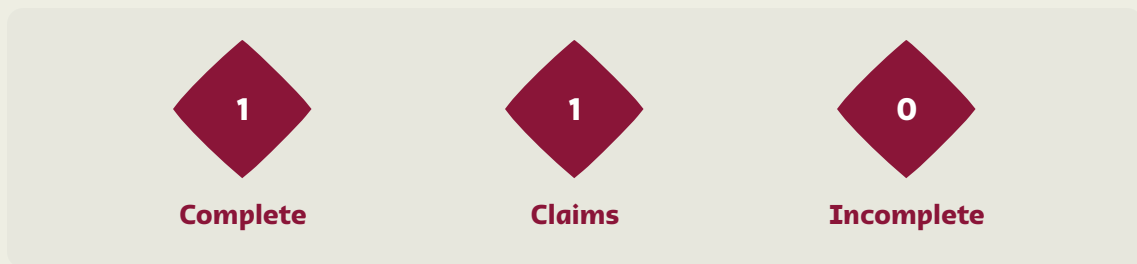
100
Save %



Total Attempts on Goal Faced	Total Goal Interventions	Save & Retain	Deflect & Retain	Save & Deflect	Save Attempt	No Save Attempt
13	4	3	0	1	1	8

Aerial Control

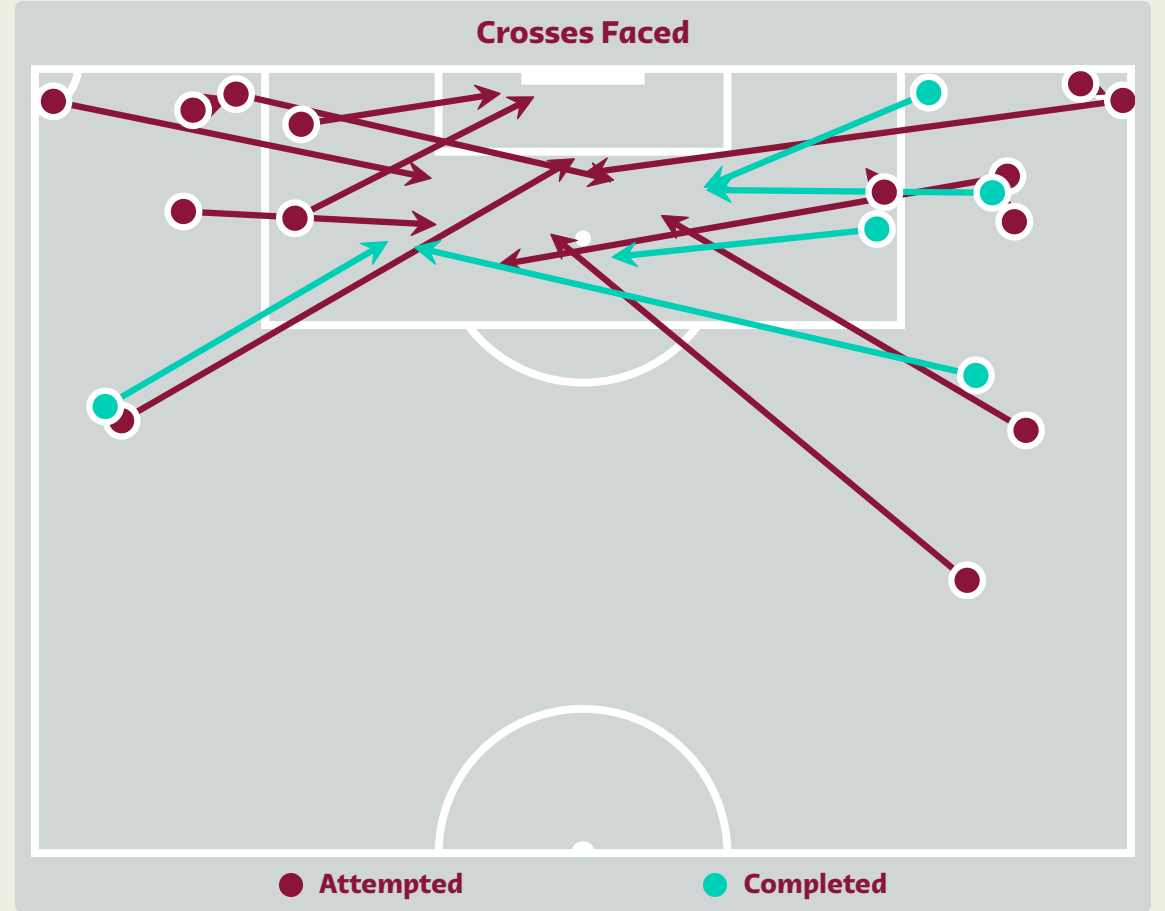
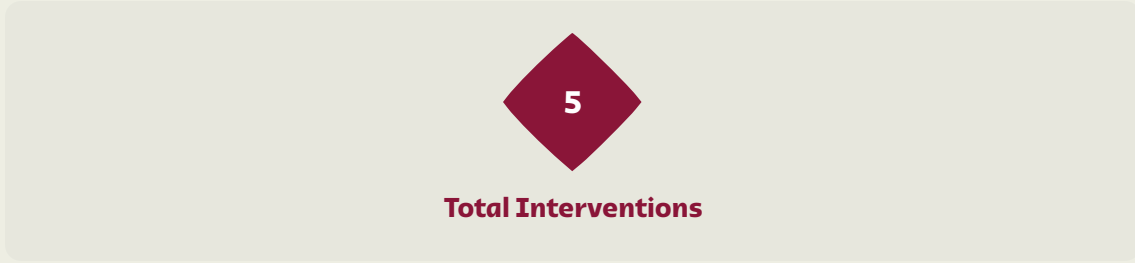
Tunisia



Delivery Types Faced

Total	In Swing	Out Swing	Driven	Lofted	Cutback	Push
23	6	6	6	5	0	0

Aerial Control



Delivery Types Faced

Total	In Swing	Out Swing	Driven	Lofted	Cutback	Push
23	4	4	2	8	2	3



FIFA WORLD CUP
Qatar 2022



SET PLAYS



Tunisia v Australia



Set Plays - Corners

Tunisia



60

Total Set Plays

15

Total Free Kicks

0

Total Penalties

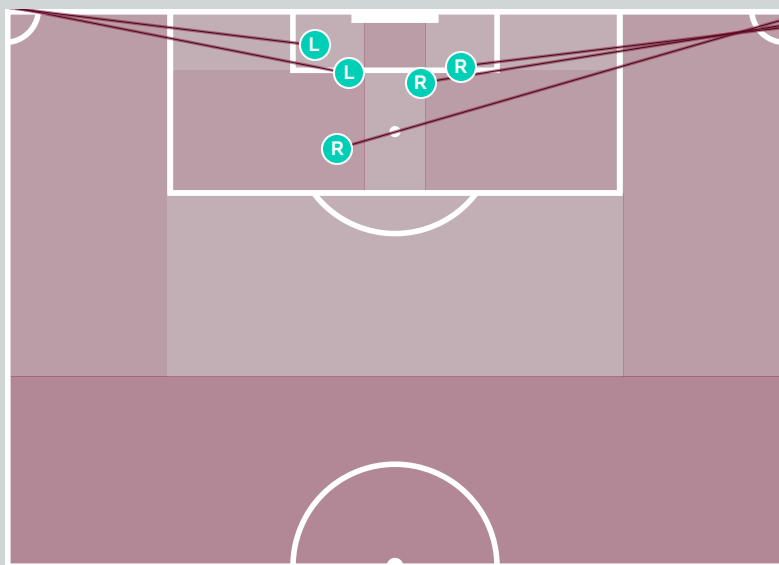
5

Total Corners

40

Total Throw Ins

Corners - First Contact



Tunisia

Australia

Delivery Type	From Left Side	From Right Side	Total
Direct to Area	2	2	4
Short	0	1	1
Edge of Penalty Area	0	0	0

Delivery Style	Total
Inswing	1
Outswing	1
Driven	1

Free Kicks

Type	Total
Direct	15
Direct (on target)	0
Direct (off target)	0
Indirect	0

First Contacts on Tunisia Crosses

0

By Tunisia

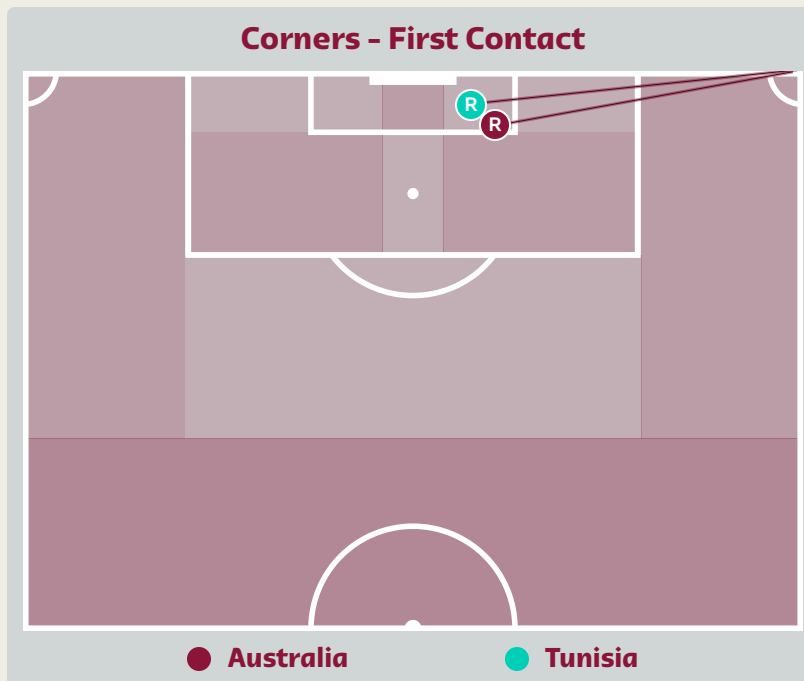
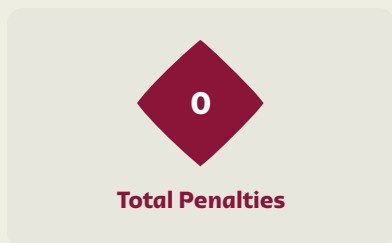
5

By Australia

Top 5 Player First Contacts

Player	Team	Total
SOUTTAR Harry	Australia	2
LECKIE Mathew	Australia	1
IRVINE Jackson	Australia	1
GOODWIN Craig	Australia	1

Set Plays - Corners



Delivery Type	From Left Side	From Right Side	Total
Direct to Area	0	2	2
Short	0	0	0
Edge of Penalty Area	0	0	0

Delivery Style	Total
Inswing	2
Outswing	0
Driven	0

Free Kicks	
Type	Total
Direct	15
Direct (on target)	0
Direct (off target)	0
Indirect	4



Top 5 Player First Contacts		
Player	Team	Total
IRVINE Jackson	Australia	1
JEBALI Issam	Tunisia	1



FIFA WORLD CUP
Qatar 2022



INDIVIDUAL DATA IN POSSESSION



Tunisia v Australia



In Possession - Distributions

Tunisia



#	Player	Passes Attempted	Passes Completed	Pass Completion %	Switches of Play	Crosses Attempted	Crosses Completed	Line Breaks Attempted	Line Breaks Completed	Line Break Completion %	Ball Progressions	Take Ons	Step Ins	Attempts at Goal	Goals
16	DAHMEN Aymen	23	13	57%	0	0	0	14	5	35%	0	0	0	0	0
3	TALBI Montassar	54	48	89%	3	0	0	13	11	84%	2	0	2	1	0
4	MERIAH Yassine	81	66	81%	1	0	0	24	12	50%	2	2	0	0	0
6	BRONN Dylan	53	41	77%	1	0	0	10	4	40%	1	0	1	0	0
7	MSAKNI Youssef	38	31	82%	1	2	0	10	7	70%	6	1	5	6	0
9	JEBALI Issam	12	9	75%	0	2	2	0	0	0%	1	1	0	0	0
14	LAIDOUNI Aissa	31	24	77%	0	1	0	10	8	80%	1	0	1	0	0
17	SKHIRI Ellyes	55	49	89%	1	1	0	14	10	71%	2	1	1	0	0
20	DRAGER Mohamed	17	11	65%	0	1	0	7	3	42%	1	1	0	2	0
23	SLITI Naim	30	22	73%	0	9	1	15	9	60%	3	1	2	1	0
24	ABDI Ali	53	41	77%	0	4	1	15	9	60%	0	0	0	0	0
10	KHAZRI Wahbi	9	4	44%	0	1	0	3	1	33%	1	0	1	2	0
11	KHENISSI Taha Yassine	1	1	100%	0	0	0	0	0	0%	0	0	0	0	0
13	SASSI Ferjani	31	25	81%	0	0	0	9	6	66%	1	1	0	1	0
21	KECHRIDA Wajdi	13	11	85%	0	2	1	2	2	100%	1	0	1	0	0

In Possession - Offers & Receptions

Tunisia



			Offer movement types						
#	Player	Total Offers	In Front	In Between	Out to In	In to Out	In Behind	No Movement	Offers Received
16	DAHMEN Aymen	10	0	0	0	0	0	10	4
3	TALBI Montassar	48	6	1	0	0	3	38	19
4	MERIAH Yassine	40	5	0	0	0	1	34	26
6	BRONN Dylan	37	7	0	0	0	2	28	16
7	MSAKNI Youssef	86	10	27	5	3	18	23	30
9	JEBALI Issam	81	4	30	3	3	40	1	8
14	LAIDOUNI Aissa	47	13	17	5	3	4	5	13
17	SKHIRI Ellyes	106	38	30	0	1	10	27	24
20	DRAGER Mohamed	21	1	1	1	3	7	8	4
23	SLITI Naim	79	13	23	6	10	7	20	18
24	ABDI Ali	69	7	0	1	1	32	28	12
10	KHAZRI Wahbi	27	3	12	0	0	12	0	7
11	KHENISSI Taha Yassine	15	0	1	0	0	14	0	1
13	SASSI Ferjani	32	17	11	0	1	0	3	10
21	KECHRIDA Wajdi	12	3	0	0	0	7	2	6

In Possession - Distributions



#	Player	Passes Attempted	Passes Completed	Pass Completion %	Switches of Play	Crosses Attempted	Crosses Completed	Line Breaks Attempted	Line Breaks Completed	Line Break Completion %	Ball Progressions	Take Ons	Step Ins	Attempts at Goal	Goals
1	RYAN Mathew	40	18	45%	0	0	0	28	10	35%	0	0	0	0	0
4	ROWLES Kye	18	16	89%	0	0	0	2	1	50%	0	0	0	0	0
5	KARACIC Fran	24	13	54%	0	4	1	14	5	35%	1	0	1	3	0
7	LECKIE Mathew	27	19	70%	0	2	0	6	4	66%	4	3	1	0	0
13	MOOY Aaron	45	33	73%	1	2	0	19	15	78%	1	0	1	1	0
14	McGREE Riley	17	13	76%	0	2	0	4	3	75%	0	0	0	0	0
15	DUKE Mitchell	13	9	69%	0	0	0	5	3	60%	3	2	1	3	1
16	BEHICH Aziz	38	29	76%	0	2	0	12	7	58%	1	1	0	0	0
19	SOUTTAR Harry	28	22	79%	1	0	0	14	11	78%	0	0	0	0	0
22	IRVINE Jackson	28	27	96%	0	0	0	7	7	100%	0	0	0	1	0
23	GOODWIN Craig	24	18	75%	1	9	3	7	6	85%	0	0	0	0	0
2	DEGENEK Milos	7	5	71%	0	1	0	5	3	60%	0	0	0	0	0
9	MACLAREN Jamie	7	4	57%	1	1	0	0	0	0%	0	0	0	0	0
10	HRUSTIC Ajdin	13	9	69%	0	0	0	1	0	0%	2	2	0	0	0
11	MABIL Awer	1	1	100%	0	0	0	0	0	0%	1	1	0	0	0
26	BACCUS Keanu	4	3	75%	0	0	0	2	1	50%	0	0	0	0	0

In Possession - Offers & Receptions



			Offer movement types						
#	Player	Total Offers	In Front	In Between	Out to In	In to Out	In Behind	No Movement	Offers Received
1	RYAN Mathew	9	0	0	0	0	0	9	8
4	ROWLES Kye	24	2	0	0	0	0	22	9
5	KARACIC Fran	22	1	0	0	0	9	12	6
7	LECKIE Mathew	30	0	10	3	1	11	5	10
13	MOOY Aaron	33	13	11	2	2	2	3	12
14	McGREE Riley	30	2	9	0	2	17	0	4
15	DUKE Mitchell	33	0	8	0	0	24	1	8
16	BEHICH Aziz	26	9	0	1	0	3	13	13
19	SOUTTAR Harry	21	3	1	0	0	0	17	12
22	IRVINE Jackson	39	14	18	0	2	0	5	8
23	GOODWIN Craig	31	0	3	2	1	14	11	14
2	DEGENEK Milos	2	2	0	0	0	0	0	0
9	MACLAREN Jamie	16	0	1	1	1	13	0	4
10	HRUSTIC Ajdin	14	0	8	0	1	3	2	5
11	MABIL Awer	7	0	2	0	0	3	2	2
26	BACCUS Keanu	5	1	1	0	0	2	1	2



FIFA WORLD CUP
Qatar 2022



INDIVIDUAL DATA OUT OF POSSESSION



Tunisia v Australia



Out of Possession

Tunisia



#	Player	Tackles Made / Won	Blocks	Interceptions	Pressing Direct	Pressing Indirect	Forced Turnovers	Duels Won - Aerial	Duels Won - Physical	Possession Contests won	Clearances	Loose Ball Receptions	Pushing On	Pushing On into Pressing	Possession Regains	Possession Interrupted
16	DAHMEN Aymen	0 / 0	0	0	0	0	0	0	0	0	0	0	0	0	3	0
3	TALBI Montassar	1 / 0	6	1	5	8	0	8	1	9	8	10	23	6	17	6
4	MERIAH Yassine	2 / 0	5	1	1	4	0	5	1	7	12	9	9	3	12	9
6	BRONN Dylan	2 / 0	2	1	3	6	0	2	0	2	2	8	19	5	5	3
7	MSAKNI Youssef	2 / 0	1	0	3	11	0	3	0	4	0	4	26	6	1	3
9	JEBALI Issam	0 / 0	0	0	0	18	0	1	1	2	2	3	14	8	1	1
14	LAIDOUNI Aissa	3 / 0	3	1	2	23	0	4	0	4	2	7	44	15	3	2
17	SKHIRI Ellyes	2 / 1	4	1	6	25	0	2	0	4	4	8	45	10	7	7
20	DRAGER Mohamed	3 / 0	1	1	3	9	0	0	0	1	3	3	16	6	3	3
23	SLITI Naim	3 / 1	2	0	3	34	0	2	1	4	0	4	42	26	2	3
24	ABDI Ali	3 / 0	2	2	6	9	0	8	0	8	14	10	20	7	5	13
10	KHAZRI Wahbi	3 / 0	0	0	2	10	0	0	0	0	0	2	5	4	0	2
11	KHENISSI Taha Yassine	0 / 0	0	0	1	3	0	0	0	2	0	3	6	1	1	0
13	SASSI Ferjani	2 / 1	4	0	4	16	0	2	0	2	1	7	11	1	3	3
21	KECHRIDA Wajdi	0 / 0	0	1	0	2	0	1	0	1	2	0	3	1	2	1

Out of Possession



#	Player	Tackles Made / Won	Blocks	Interceptions	Pressing Direct	Pressing Indirect	Forced Turnovers	Duels Won - Aerial	Duels Won - Physical	Possession Contests won	Clearances	Loose Ball Receptions	Pushing On	Pushing On into Pressing	Possession Regains	Possession Interrupted
1	RYAN Mathew	0 / 0	0	0	0	0	0	0	0	0	1	3	0	0	10	0
4	ROWLES Kye	4 / 1	1	0	9	1	0	5	0	5	14	3	18	3	10	15
5	KARACIC Fran	1 / 0	3	1	6	9	0	4	0	6	12	6	35	10	7	7
7	LECKIE Mathew	5 / 2	3	0	7	27	0	4	0	6	1	3	32	16	7	2
13	MOOY Aaron	6 / 2	5	1	5	24	0	2	0	2	8	14	27	9	10	9
14	McGREE Riley	1 / 0	4	0	2	26	0	0	0	2	1	4	24	9	1	3
15	DUKE Mitchell	0 / 0	2	0	0	27	0	9	0	9	0	4	25	11	0	0
16	BEHICH Aziz	3 / 2	3	0	1	13	0	0	0	0	6	7	27	8	3	4
19	SOUTTAR Harry	3 / 2	5	2	4	3	0	6	0	6	12	2	11	2	12	11
22	IRVINE Jackson	3 / 0	5	0	10	20	0	3	0	5	6	9	56	15	8	5
23	GOODWIN Craig	4 / 2	4	1	4	26	0	1	0	1	3	4	31	17	5	4
2	DEGENEK Milos	1 / 0	1	0	1	1	0	1	0	1	3	0	1	0	1	4
9	MACLAREN Jamie	3 / 0	1	1	4	15	0	1	0	1	0	1	13	6	1	2
10	HRUSTIC Ajdin	0 / 0	0	0	3	14	0	0	0	1	2	1	7	5	1	2
11	MABIL Awer	1 / 0	1	0	1	4	0	1	0	1	0	1	6	3	0	0
26	BACCUS Keanu	0 / 0	0	0	0	6	0	1	0	1	0	1	3	2	0	0



FIFA WORLD CUP
Qatar 2022



INDIVIDUAL DATA PHYSICAL



Tunisia v Australia



Physical Data

Tunisia



#	Player	Total Distance (m)	Zone 1: 0-7 km/h (m)	Zone 2: 7-15 km/h (m)	Zone 3: 15-20 km/h (m)	Zone 4: 20-25 km/h (m)	Zone 5: 25+ km/h (m)	High Speed Runs	Sprints	Top Speed (km/h)
16	DAHMEN Aymen	4135.6	3159.2	885.0	85.6	5.8	0	12	1	22.0
3	TALBI Montassar	10436.9	4074.6	4259.3	1346.4	600.1	156.6	133	47	30.2
4	MERIAH Yassine	9719.4	3767.3	4429.1	948.6	400.4	174.0	85	36	32.2
6	BRONN Dylan	8049.7	3253.7	3693.2	796.9	264.8	41.1	69	21	27.4
7	MSAKNI Youssef	9960.8	4072.0	3969.4	1191.3	559.8	168.3	107	42	30.5
9	JEBALI Issam	8720.8	3222.4	3261.6	1454.6	581.7	200.6	121	43	31.1
14	LAIDOUNI Aissa	8371.3	2809.4	3762.1	1221.4	482.2	96.3	100	33	30.8
17	SKHIRI Ellyes	12823.0	3645.6	6183.2	2029.9	856.6	109.0	153	56	29.2
20	DRAGER Mohamed	5650.2	1478.1	2665.2	974.1	445.8	87.6	87	29	27.6
23	SLITI Naim	11323.1	4099.0	4557.5	1750.6	690.7	226.5	147	56	29.7
24	ABDI Ali	11175.5	4055.6	4339.5	1361.2	998.0	421.3	127	72	34.2
10	KHAZRI Wahbi	3114.8	1286.7	925.4	574.4	183.2	144.8	44	19	29.2
11	KHENISSI Taha Yassine	2449.4	1011.1	712.3	305.0	155.8	265.3	30	15	32.1
13	SASSI Ferjani	6537.2	1784.0	3135.9	1148.6	385.0	83.7	93	26	31.0
21	KECHRIDA Wajdi	2729.0	950.5	837.3	485.8	201.7	254.1	40	18	32.4

Physical Data



#	Player	Total Distance (m)	Zone 1: 0-7 km/h (m)	Zone 2: 7-15 km/h (m)	Zone 3: 15-20 km/h (m)	Zone 4: 20-25 km/h (m)	Zone 5: 25+ km/h (m)	High Speed Runs	Sprints	Top Speed (km/h)
1	RYAN Mathew	6037.8	3777.2	2037.1	198.0	25.4	0	20	2	26.1
4	ROWLES Kye	10735.7	3575.0	5041.5	1262.5	643.1	213.6	116	47	31.0
5	KARACIC Fran	8625.8	3273.5	3461.5	874.7	772.0	244.1	88	60	29.8
7	LECKIE Mathew	10306.6	3203.3	4861.6	1119.3	844.1	277.2	114	74	32.0
13	MOOY Aaron	11995.6	3668.3	5576.8	2035.7	586.6	128.4	154	47	31.3
14	McGREE Riley	8266.7	2127.0	4025.1	1235.0	681.2	197.6	116	57	33.0
15	DUKE Mitchell	7898.4	2759.7	3351.3	1025.2	607.4	154.8	100	48	29.3
16	BEHICH Aziz	10344.1	3904.9	4497.6	1246.5	432.4	261.7	123	33	31.9
19	SOUTTAR Harry	9731.4	3811.8	4227.3	1105.5	472.9	114.8	97	37	33.7
22	IRVINE Jackson	11941.9	3737.8	5292.6	2068.3	726.1	117.0	174	54	31.5
23	GOODWIN Craig	10340.8	3741.3	4276.9	1565.6	657.7	99.3	131	50	29.4
2	DEGENEK Milos	2463.7	820.2	1190.5	269.5	118.0	65.5	23	9	30.7
9	MACLAREN Jamie	4328.9	1105.6	1808.6	821.6	517.3	75.3	73	33	28.1
10	HRUSTIC Ajdin	4332.4	1236.9	1793.2	889.0	365.2	48.1	67	25	27.9
11	MABIL Awer	1696.1	396.2	650.6	307.3	170.8	171.1	28	11	33.2
26	BACCUS Keanu	1689.1	330.9	774.6	278.4	277.7	27.5	29	18	31.3



FIFA WORLD CUP
Qatar 2022

