




FIFA WORLD CUP  
Qatar 2022



**England 0 - 0 USA**

Group B – Match 20  
25 November 2022  
22:00 Kick Off  
Al Bayt Stadium



**POST MATCH SUMMARY REPORT**

# Match Summary - Teams

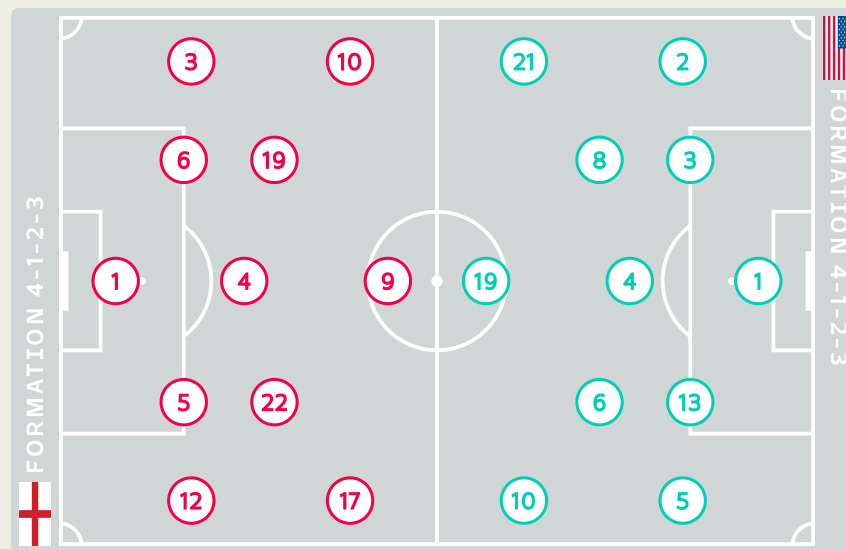


## STARTING

1	GK	PICKFORD Jordan	
3	DF	SHAW Luke	
4	MF	RICE Declan	
5	DF	STONES John	
6	DF	MAGUIRE Harry	
9	FW	KANE Harry (C)	
10	FW	STERLING Raheem	↓ 68'
12	DF	TRIPPIER Kieran	
17	FW	SAKA Bukayo	↓ 78'
19	MF	MOUNT Mason	
22	MF	BELLINGHAM Jude	↓ 69'

## SUBSTITUTES

13	GK	POPE Nick	
23	GK	RAMSDALE Aaron	
2	DF	WALKER Kyle	
7	FW	GREALISH Jack	↑ 68'
8	MF	HENDERSON Jordan	↑ 69'
11	FW	RASHFORD Marcus	↑ 78'
14	MF	PHILLIPS Calvin	
15	DF	DIER Eric	
16	DF	COADY Conor	
18	DF	ALEXANDER-ARNOLD Trent	
20	MF	FODEN Phil	
21	DF	WHITE Ben	
24	FW	WILSON Callum	
25	MF	MADDISON James	
26	MF	GALLAGHER Conor	



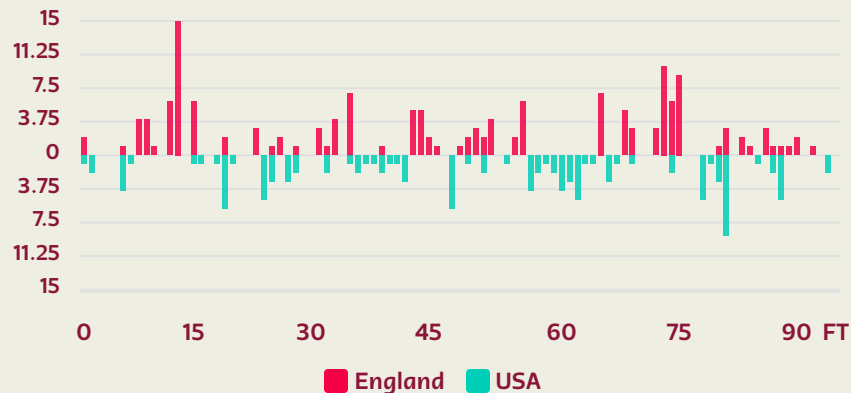
## STARTING

		TURNER Matt	GK	1	
↓ 78'		DEST Sergino	DF	2	
		ZIMMERMAN Walker	DF	3	
		(C) ADAMS Tyler	MF	4	
		ROBINSON Antonee	DF	5	
		MUSAH Yunus	MF	6	
↓ 77'		McKENNIE Weston	MF	8	
		PULISIC Christian	FW	10	
		REAM Tim	DF	13	
↓ 83'		WRIGHT Haji	FW	19	
↓ 83'		WEAH Timothy	FW	21	

## SUBSTITUTES

		HORVATH Ethan	GK	12	
		JOHNSON Sean	GK	25	
↑ 83'		REYNA Giovanni	FW	7	
		FERREIRA Jesus	FW	9	
↑ 77'		AARONSON Brenden	FW	11	
		DE LA TORRE Luca	MF	14	
		LONG Aaron	DF	15	
		MORRIS Jordan	FW	16	
		ROLDAN Cristian	MF	17	
↑ 78'		MOORE Shaq	DF	18	
		CARTER-VICKERS Cameron	DF	20	
		YEDLIN DeAndre	DF	22	
		ACOSTA Kellyn	MF	23	
↑ 83'		SARGENT Josh	FW	24	
		SCALLY Joe	DF	26	

Distribution in the Final Third



# Match Summary - Key Statistics



## Possession



Total		Total
0	Goals	0
8 (3)	Attempts at Goal (On Target)	10 (2)
550 (488)	Total Passes (Complete)	427 (368)
89 %	Pass Completion %	86 %
120	Completed Line Breaks	83
10	Defensive Line Breaks	5
102	Receptions in the Final Third	74
13	Crosses	16
12	Ball Progressions	15
266 (46)	Defensive Pressures Applied (Direct Pressures)	350 (61)
52	Forced Turnovers	61
51	Second Balls	54
112.4 km	Total Distance Covered	116.8 km
15.3 km	High Speed Distance Covered	17.6 km



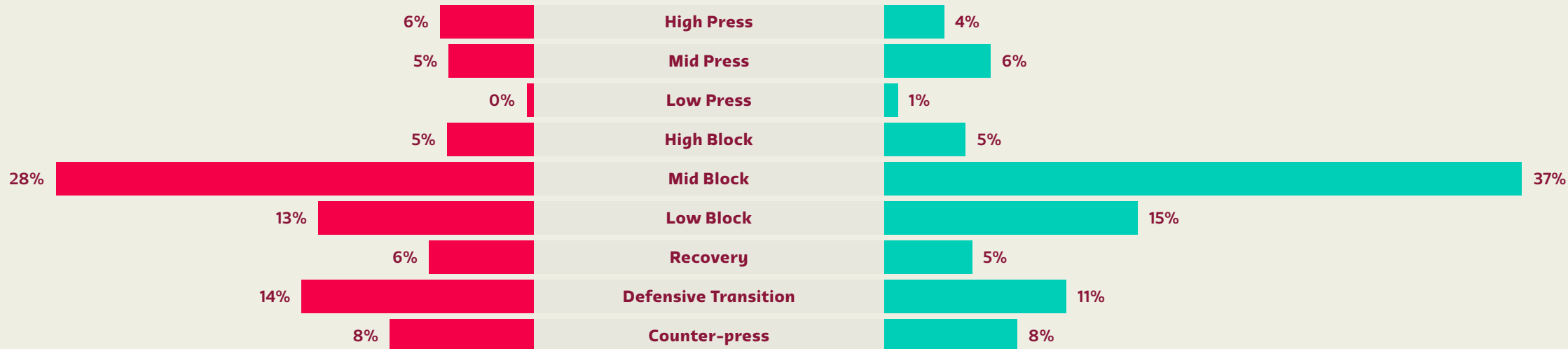
# Phases of Play



## IN POSSESSION



## OUT OF POSSESSION





FIFA WORLD CUP  
Qatar 2022



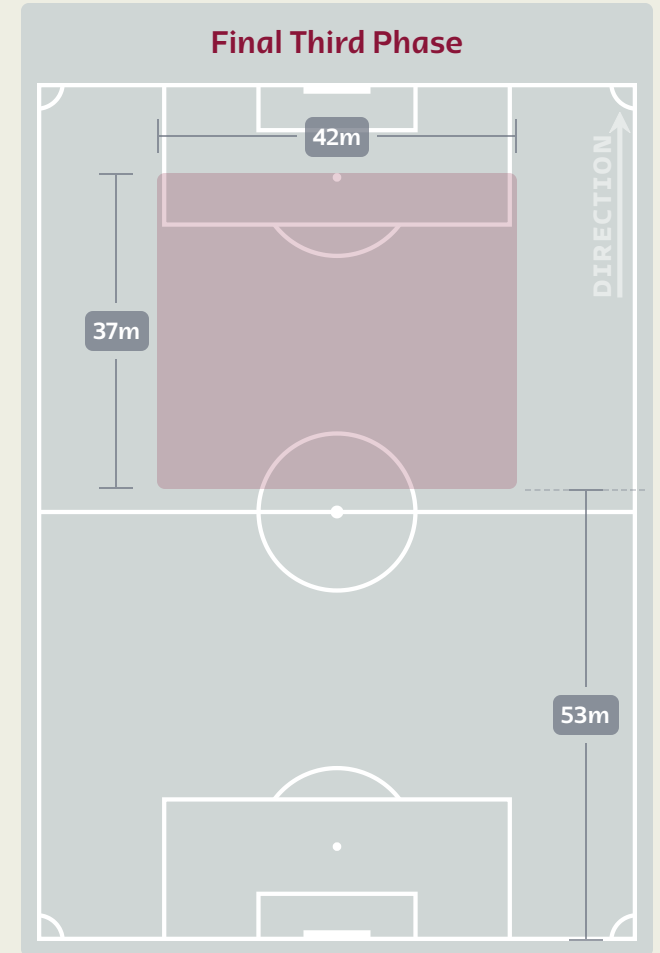
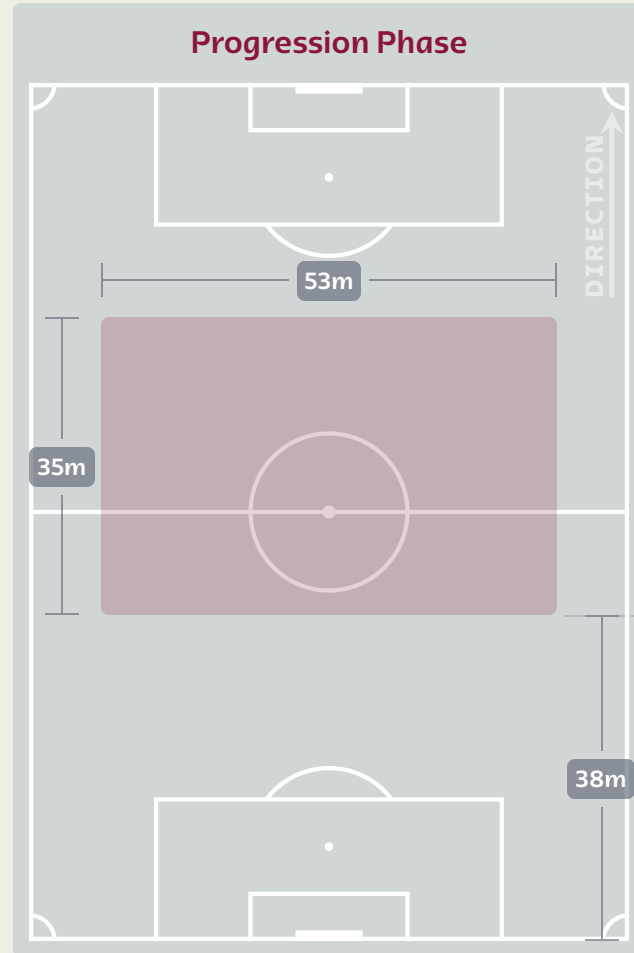
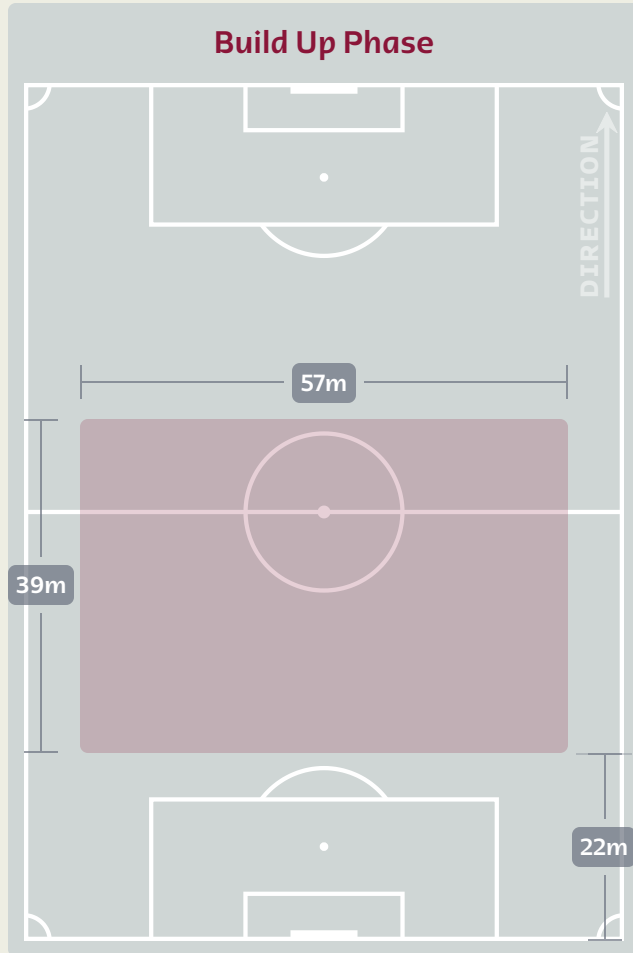
# IN POSSESSION



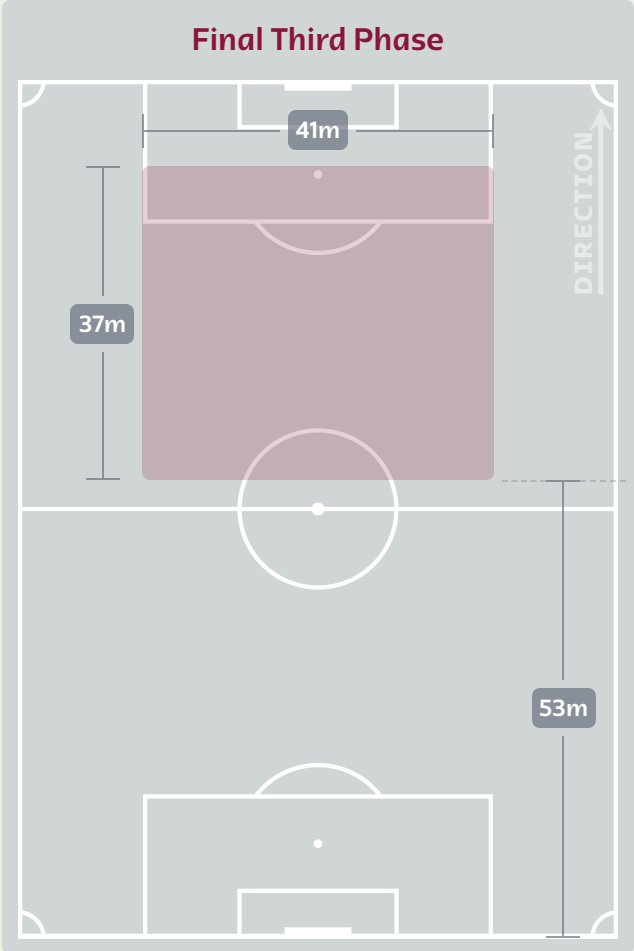
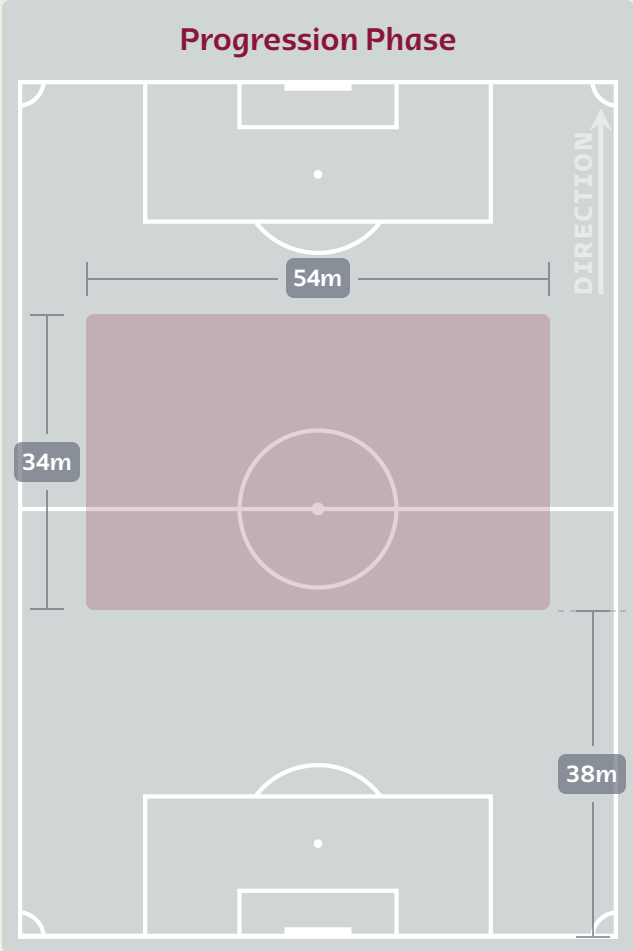
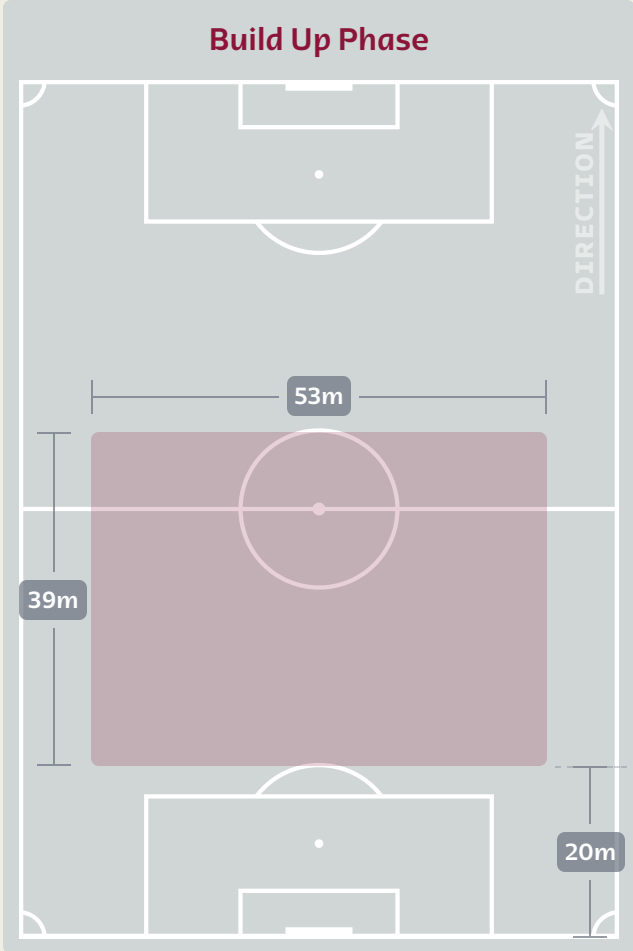
England v USA



# In Possession Line Height & Team Length



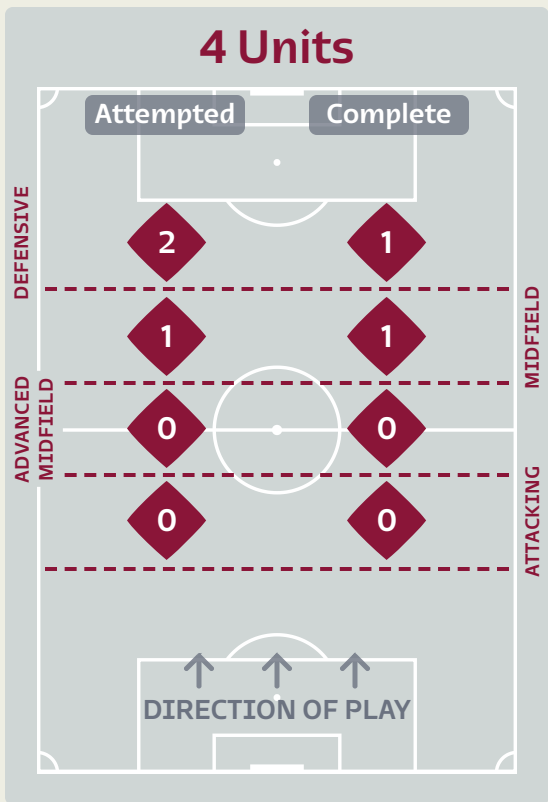

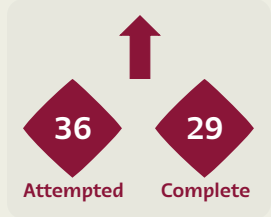
# In Possession Line Height & Team Length



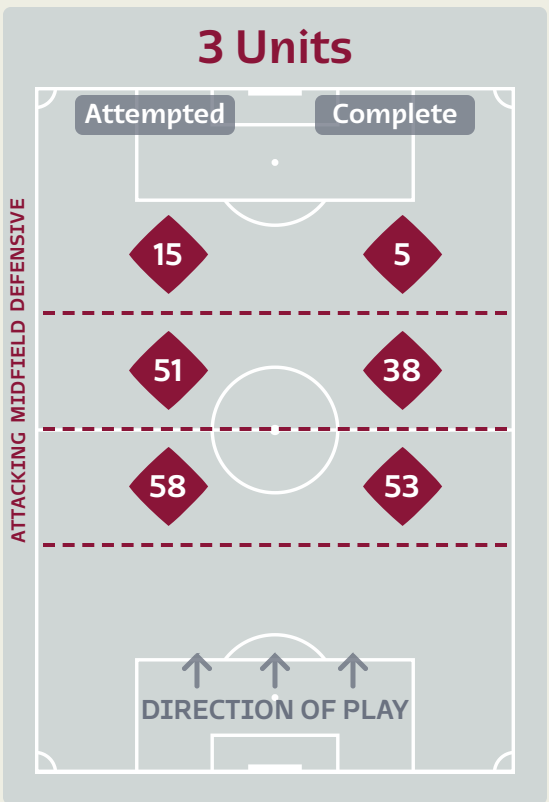
# Line Breaks



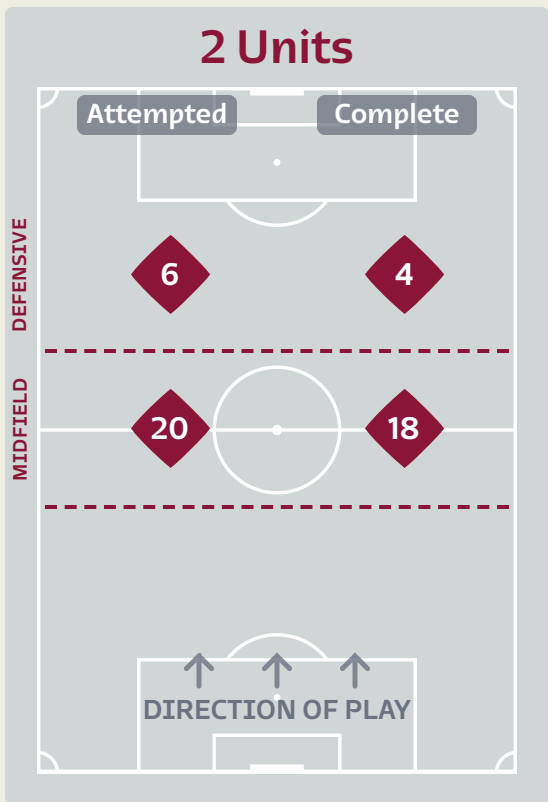
Attempted Line Breaks  
**153**



Attempted Line Breaks **3**  
 Inside Shape **2**  
 Outside Shape **1**



Attempted Line Breaks **124**  
 Inside Shape **60**  
 Outside Shape **64**



Attempted Line Breaks **26**  
 Inside Shape **15**  
 Outside Shape **11**



# Line Breaks

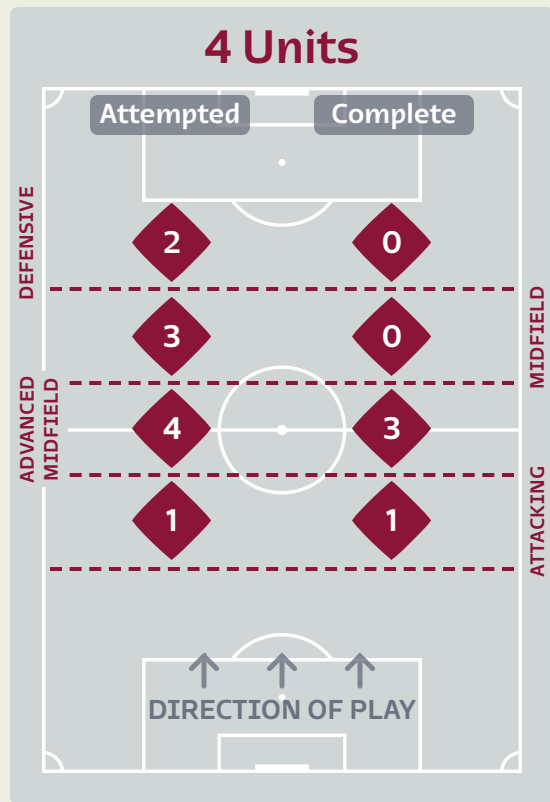


Attempted Line Breaks  
**121**

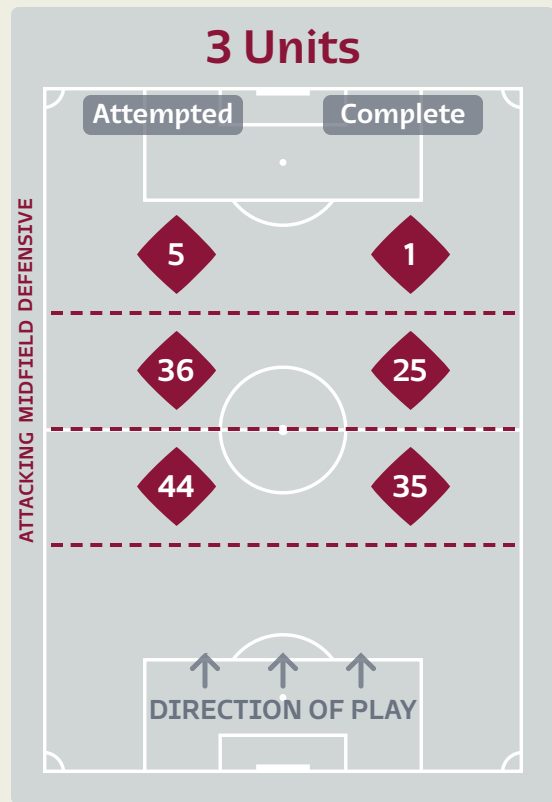
35 Attempted  
27 Complete

45 Attempted  
41 Complete

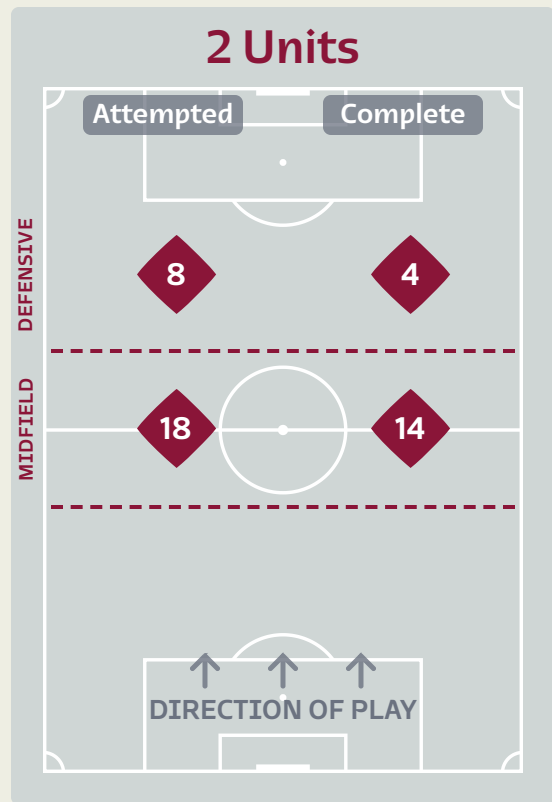
41 Attempted  
15 Complete



Attempted Line Breaks **10**  
 Inside Shape **8**  
 Outside Shape **2**



Attempted Line Breaks **85**  
 Inside Shape **43**  
 Outside Shape **42**



Attempted Line Breaks **26**  
 Inside Shape **16**  
 Outside Shape **10**





# Passing Networks



#	Passes From ↓ to →	PICKFORD Jordan	SHAW Luke	RICE Declan	STONES John	MAGUIRE Harry	KANE Harry	STERLING Raheem	TRIPPIER Kieran	SAKA Bukayo	MOUNT Mason	BELLINGHAM Jude	GREALISH Jack	HENDERSON Jordan	RASHFORD Marcus
1	PICKFORD Jordan	0	7	0	7	2	0	1	4	0	0	1	0	1	0
3	SHAW Luke	3	0	8	10	12	3	2	1	2	9	0	5	1	0
4	RICE Declan	0	7	0	11	4	1	2	10	2	6	6	3	1	0
5	STONES John	4	10	10	0	23	5	1	9	6	1	10	0	2	0
6	MAGUIRE Harry	3	10	5	23	0	2	3	4	2	5	3	1	1	0
9	KANE Harry	0	1	1	1	2	0	0	2	4	2	1	0	0	1
10	STERLING Raheem	1	5	0	3	1	1	0	0	2	1	1	0	0	0
12	TRIPPIER Kieran	2	3	9	12	5	1	1	0	4	4	6	0	1	0
17	SAKA Bukayo	0	3	2	1	1	4	1	2	0	0	4	0	1	0
19	MOUNT Mason	0	5	3	2	1	2	2	5	1	0	0	3	0	0
22	BELLINGHAM Jude	3	2	3	3	5	1	4	6	3	2	0	0	0	0
7	GREALISH Jack	1	1	1	0	2	2	0	0	0	1	0	0	0	1
8	HENDERSON Jordan	0	2	3	1	0	0	0	3	0	0	0	0	0	0
11	RASHFORD Marcus	0	0	0	0	0	0	0	0	0	0	0	1	1	0

Top 5 Player to Player Passers		
Player	Passed To	% of Total Team Passes
STONES John	MAGUIRE Harry	4.9%
MAGUIRE Harry	STONES John	4.9%
SHAW Luke	MAGUIRE Harry	2.6%
TRIPPIER Kieran	STONES John	2.6%
RICE Declan	STONES John	2.3%



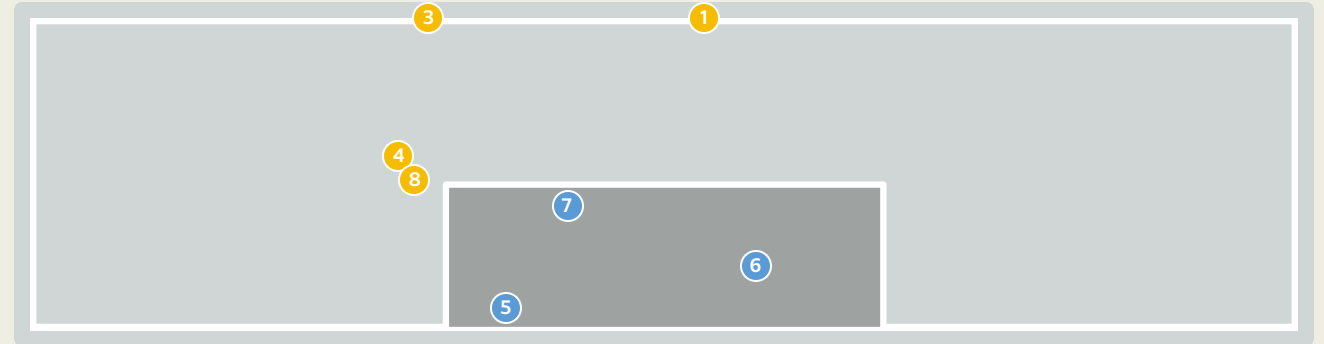
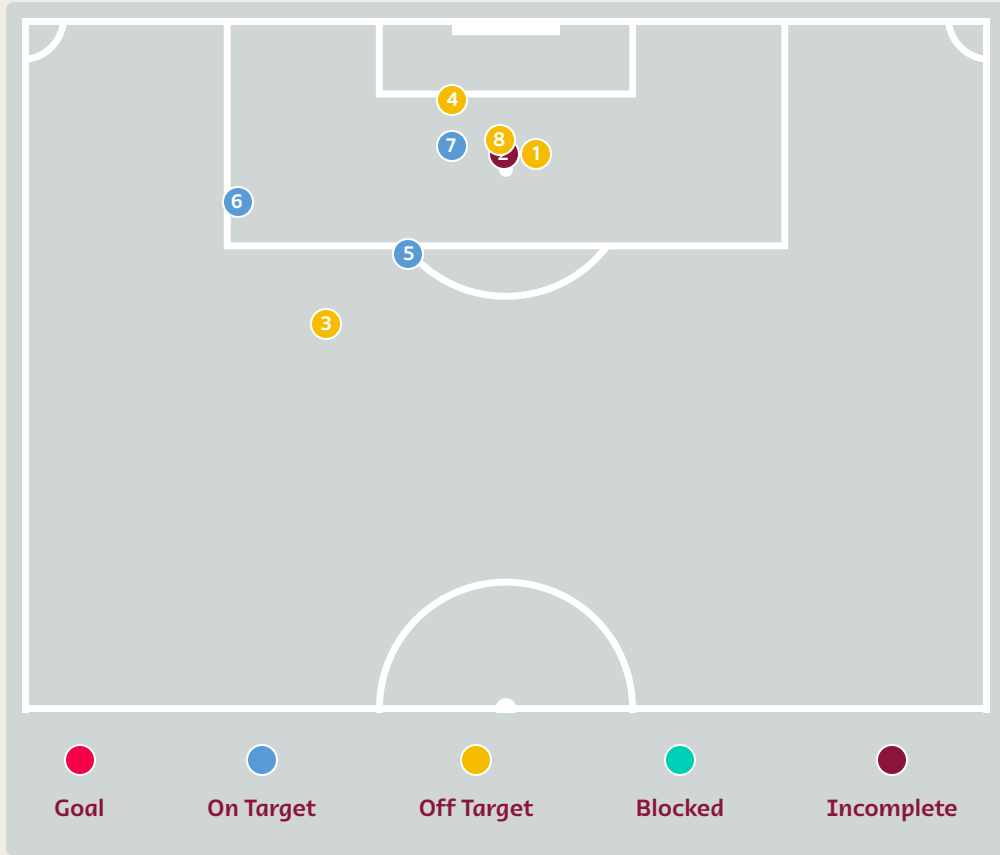
# Passing Networks

#	Passes From ↓ to →	TURNER Matt	DEST Sergino	ZIMMERMAN Walker	ADAMS Tyler	ROBINSON Antonee	MUSAH Yunus	McKENNIE Weston	PULISIC Christian	REAM Tim	WRIGHT Haji	WEAH Timothy	REYNA Giovanni	AARONSON Brenden	MOORE Shaq	SARGENT Josh
1	TURNER Matt	0	1	7	3	5	0	3	1	6	0	0	0	0	1	0
2	DEST Sergino	3	0	12	0	1	5	5	1	0	0	1	0	0	0	0
3	ZIMMERMAN Walker	7	12	0	3	3	4	2	1	17	0	2	0	5	2	0
4	ADAMS Tyler	0	6	8	0	3	4	3	4	4	0	4	0	2	1	0
5	ROBINSON Antonee	0	0	0	3	0	7	1	8	7	1	0	0	0	2	0
6	MUSAH Yunus	1	3	4	3	4	0	1	8	1	1	1	0	0	0	1
8	McKENNIE Weston	0	2	1	7	1	2	0	3	1	2	8	0	0	0	0
10	PULISIC Christian	1	1	0	2	8	3	4	0	1	0	1	1	0	1	0
13	REAM Tim	5	2	19	2	5	1	0	5	0	1	1	0	0	2	0
19	WRIGHT Haji	0	1	0	1	1	1	2	0	0	0	0	0	0	0	0
21	WEAH Timothy	0	5	1	1	1	3	3	0	0	1	0	0	0	2	0
7	REYNA Giovanni	0	0	2	0	0	0	0	0	0	0	0	0	0	0	0
11	AARONSON Brenden	1	0	2	2	0	0	0	0	1	0	1	1	0	1	0
18	MOORE Shaq	2	0	1	0	1	1	0	0	0	0	3	2	1	0	0
24	SARGENT Josh	0	0	0	0	0	0	0	1	0	0	0	0	0	0	0

## Top 5 Player to Player Passers

Player	Passed To	% of Total Team Passes
REAM Tim	ZIMMERMAN Walker	5.4%
ZIMMERMAN Walker	REAM Tim	4.8%
DEST Sergino	ZIMMERMAN Walker	3.4%
ZIMMERMAN Walker	DEST Sergino	3.4%
ADAMS Tyler	ZIMMERMAN Walker	2.3%

# Attempts at Goal



Key	Outcome	Shots
<span style="color: red;">●</span>	Goals	0
<span style="color: blue;">●</span>	On Target	3
<span style="color: yellow;">●</span>	Off Target	4
<span style="color: teal;">●</span>	Blocked	0
<span style="color: darkred;">●</span>	Incomplete	1

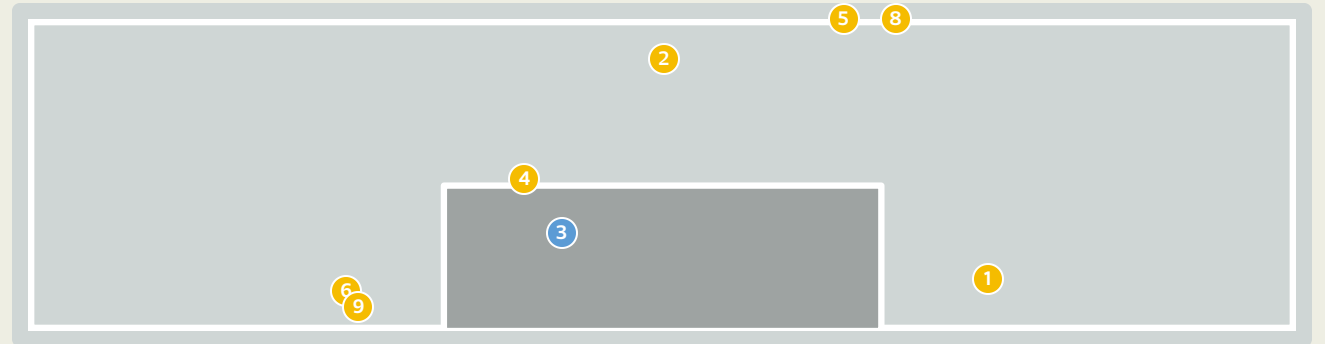
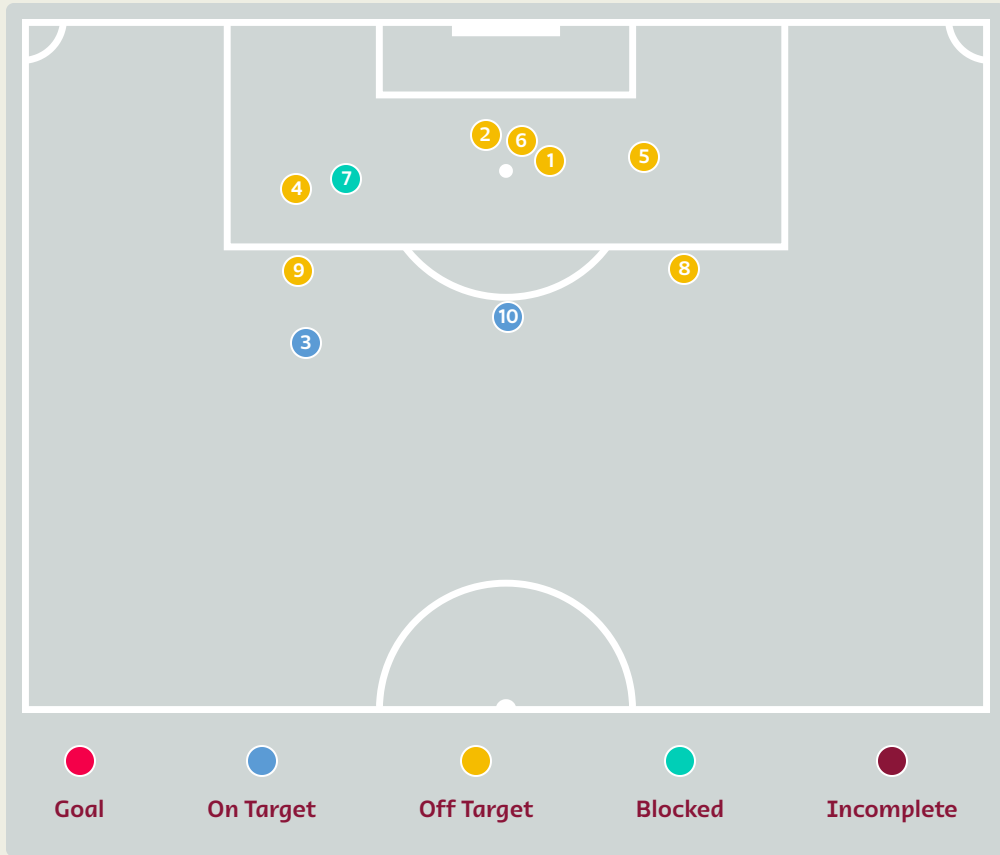
## Attempts at Goal

England 

Time	Player	Outcome	Body Part	Delivery Type
9	9 KANE Harry	Deflected Off Target - Defensive Event	Right Foot	Pass
9	5 STONES John	Incomplete	Head	Corner
10	19 MOUNT Mason	Off Target	Right Foot	Loose Ball
44	17 SAKA Bukayo	Off Target	Left Foot	Pass
45	19 MOUNT Mason	On Target - Saved	Right Foot	Pass
86	11 RASHFORD Marcus	On Target - Saved	Right Foot	Pass
90	6 MAGUIRE Harry	On Target - Saved	Head	Corner
92	9 KANE Harry	Off Target	Head	Freekick



# Attempts at Goal



Key	Outcome	Shots
<span style="color: red;">●</span>	Goals	0
<span style="color: blue;">●</span>	On Target	2
<span style="color: yellow;">●</span>	Off Target	7
<span style="color: teal;">●</span>	Blocked	1
<span style="color: darkred;">●</span>	Incomplete	0

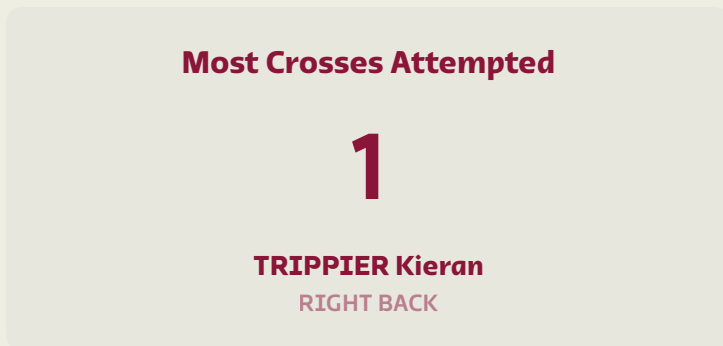
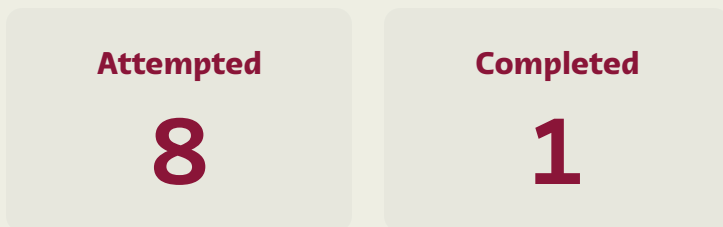
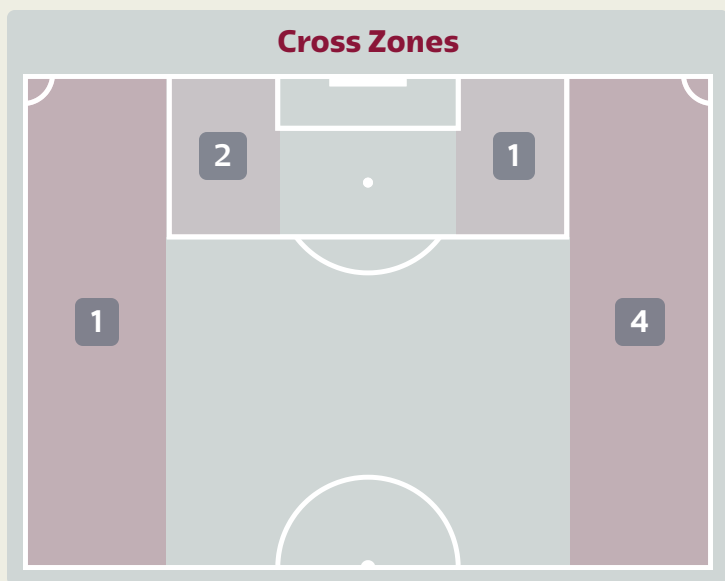
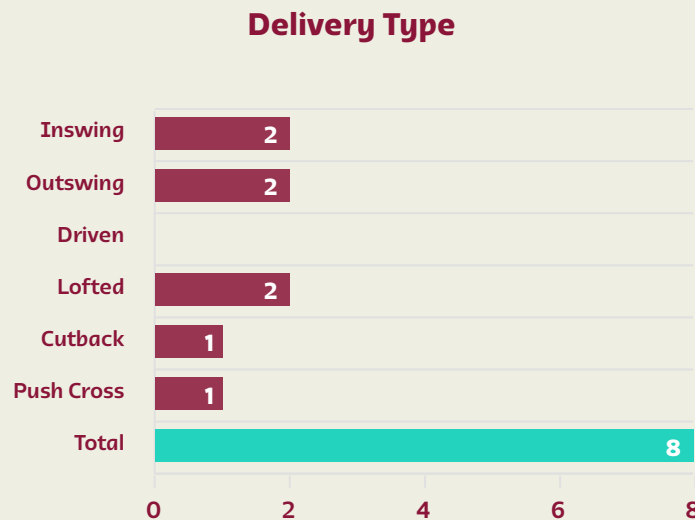
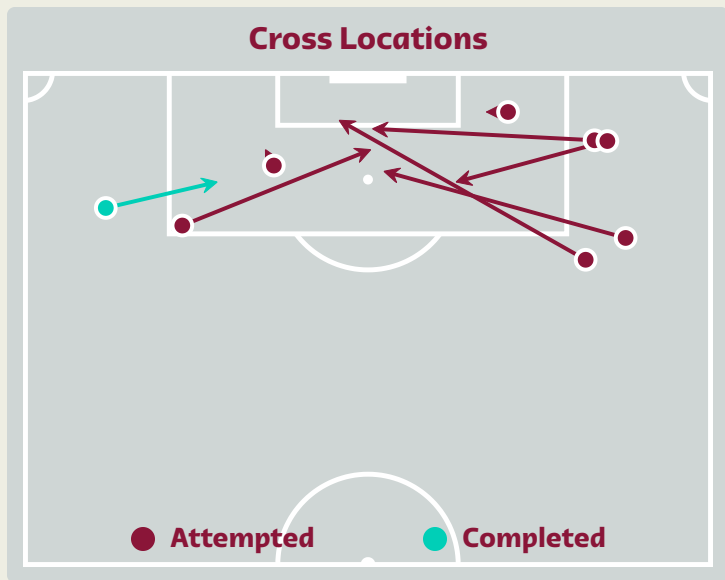


## Attempts at Goal



Time	Player	Outcome	Body Part	Delivery Type
16	19 WRIGHT Haji	Off Target	Head	Pass
25	8 McKENNIE Weston	Off Target	Right Foot	Cross
28	6 MUSAH Yunus	Deflected On Target - Saved	Right Foot	Pass
32	10 PULISIC Christian	Off Target	Left Foot	Pass
40	2 DEST Sergino	Deflected Off Target - Defensive Event	Left Foot	Pass
42	10 PULISIC Christian	Off Target	Head	Cross
48	19 WRIGHT Haji	Incomplete - Blocked	Right Foot	Pass
48	8 McKENNIE Weston	Off Target	Right Foot	Loose Ball
57	10 PULISIC Christian	Deflected Off Target - Defensive Event	Right Foot	Ball Progression
61	10 PULISIC Christian	Deflected On Target - Defensive Event	Left Foot	Pass

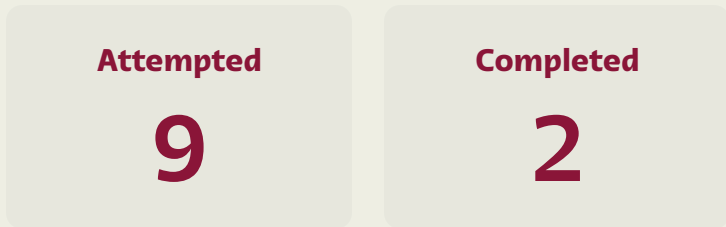
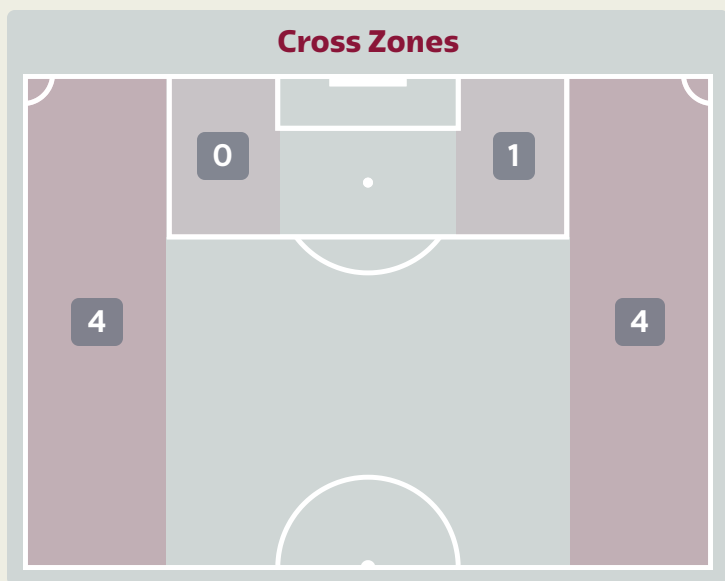
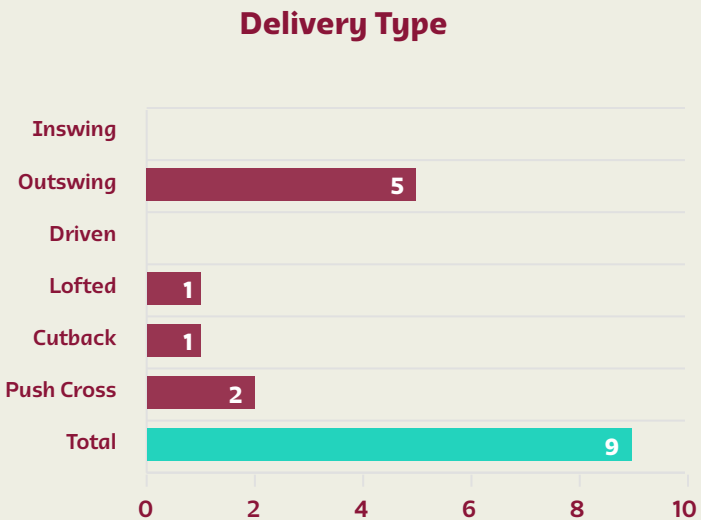
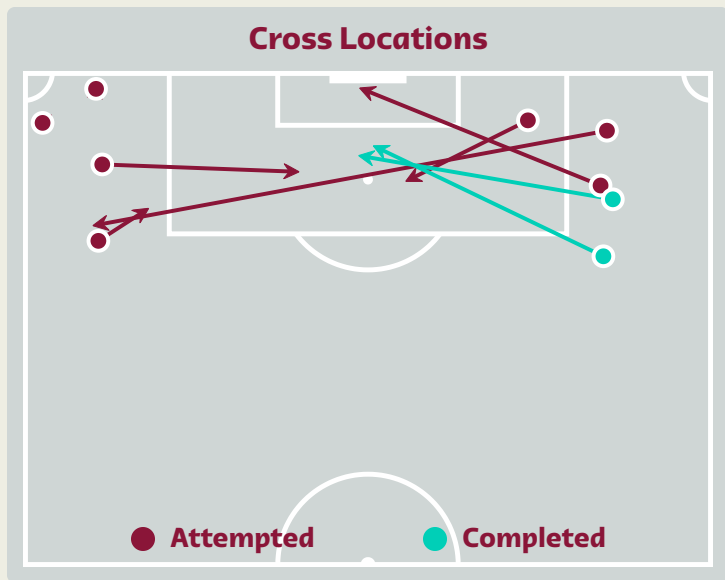
# Crosses (Open Play)



#	Player	Inswing	Outswing	Driven	Lofted	Cutback	Push Cross	Total Attempted
1	PICKFORD Jordan	0	0	0	0	0	0	0
3	SHAW Luke	0	0	0	1	0	0	1
4	RICE Declan	0	0	0	0	0	0	0
5	STONES John	0	0	0	0	0	0	0
6	MAGUIRE Harry	0	0	0	0	0	0	0
9	KANE Harry	0	0	0	0	0	0	0
10	STERLING Raheem	0	0	0	0	0	0	0
12	TRIPPIER Kieran	0	1	0	0	0	0	1
17	SAKA Bukayo	0	0	0	0	1	0	1
19	MOUNT Mason	1	0	0	0	0	0	1
22	BELLINGHAM Jude	1	1	0	0	0	1	3
7	GREALISH Jack	0	0	0	0	0	0	0
8	HENDERSON Jordan	0	0	0	1	0	0	1
11	RASHFORD Marcus	0	0	0	0	0	0	0

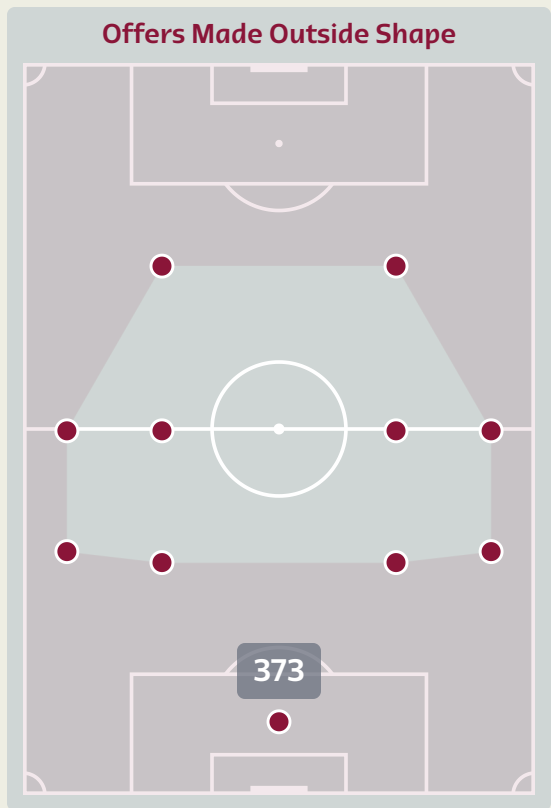
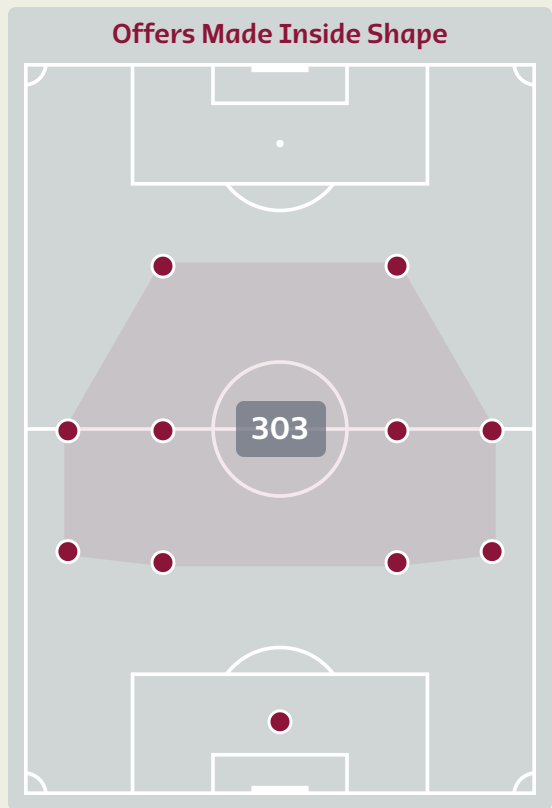


# Crosses (Open Play)



#	Player	Inswing	Outswing	Driven	Lofted	Cutback	Push Cross	Total Attempted
1	TURNER Matt	0	0	0	0	0	0	0
2	DEST Sergino	0	1	0	1	0	0	2
3	ZIMMERMAN Walker	0	0	0	0	0	0	0
4	ADAMS Tyler	0	0	0	0	0	0	0
5	ROBINSON Antonee	0	2	0	0	0	1	3
6	MUSAH Yunus	0	0	0	0	0	0	0
8	McKENNIE Weston	0	0	0	0	0	0	0
10	PULISIC Christian	0	0	0	0	0	0	0
13	REAM Tim	0	0	0	0	0	0	0
19	WRIGHT Haji	0	0	0	0	0	1	1
21	WEAH Timothy	0	2	0	0	1	0	3
7	REYNA Giovanni	0	0	0	0	0	0	0
11	AARONSON Brenden	0	0	0	0	0	0	0
18	MOORE Shaq	0	0	0	0	0	0	0
24	SARGENT Josh	0	0	0	0	0	0	0

# Offering to Receive



#	Player	Offers Made	Offers Received	% Made & Received
1	PICKFORD Jordan	21	6	28.6%
3	SHAW Luke	30	19	63.3%
4	RICE Declan	100	36	36%
5	STONES John	76	47	61.8%
6	MAGUIRE Harry	40	29	72.5%
9	KANE Harry	30	10	33.3%
10	STERLING Raheem	43	14	32.6%
12	TRIPPIER Kieran	42	21	50%
17	SAKA Bukayo	75	20	26.7%
19	MOUNT Mason	82	23	28%
22	BELLINGHAM Jude	82	31	37.8%
7	GREALISH Jack	15	10	66.7%
8	HENDERSON Jordan	29	11	37.9%
11	RASHFORD Marcus	11	2	18.2%



# Offering to Receive

**539**  
Total Offers Made

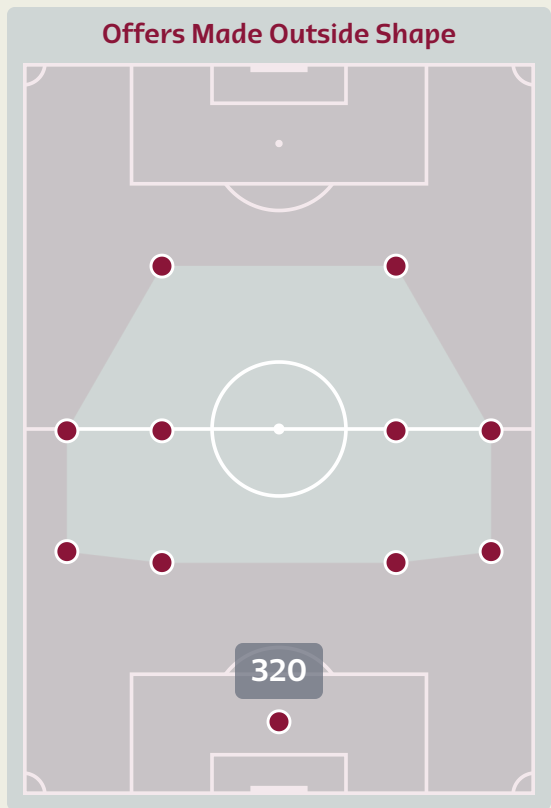
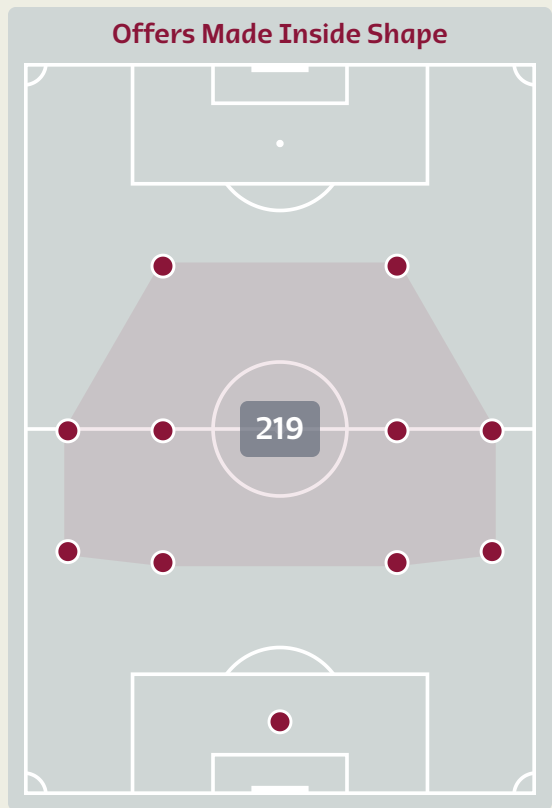
**177**  
Total Offers Received

**Most Offers**  
**88**  
**PULISIC Christian**  
LEFT WINGER

**201**  
Offers Made in Final Third

**245**  
Offers Made in Middle Third

**93**  
Offers Made in Defensive Third



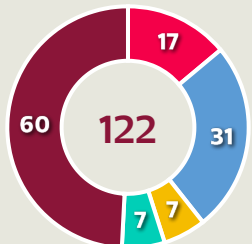
#	Player	Offers Made	Offers Received	% Made & Received
1	TURNER Matt	15	8	53.3%
2	DEST Sergino	51	14	27.5%
3	ZIMMERMAN Walker	10	6	60%
4	ADAMS Tyler	45	21	46.7%
5	ROBINSON Antonee	61	24	39.3%
6	MUSAH Yunus	36	16	44.4%
8	McKENNIE Weston	59	12	20.3%
10	PULISIC Christian	88	25	28.4%
13	REAM Tim	16	11	68.8%
19	WRIGHT Haji	47	6	12.8%
21	WEAH Timothy	57	18	31.6%
7	REYNA Giovanni	12	3	25%
11	AARONSON Brenden	20	5	25%
18	MOORE Shaq	15	7	46.7%
24	SARGENT Josh	7	1	14.3%

# Movement to Receive

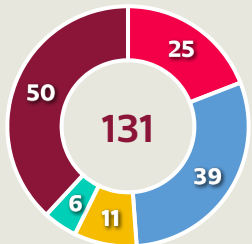


## Movement Types by Phase

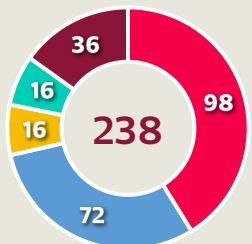
### Final Third Phase



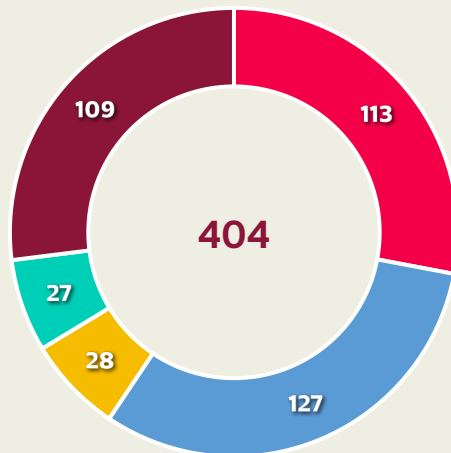
### Progression Phase



### Build Up Phase



## All Movement Types

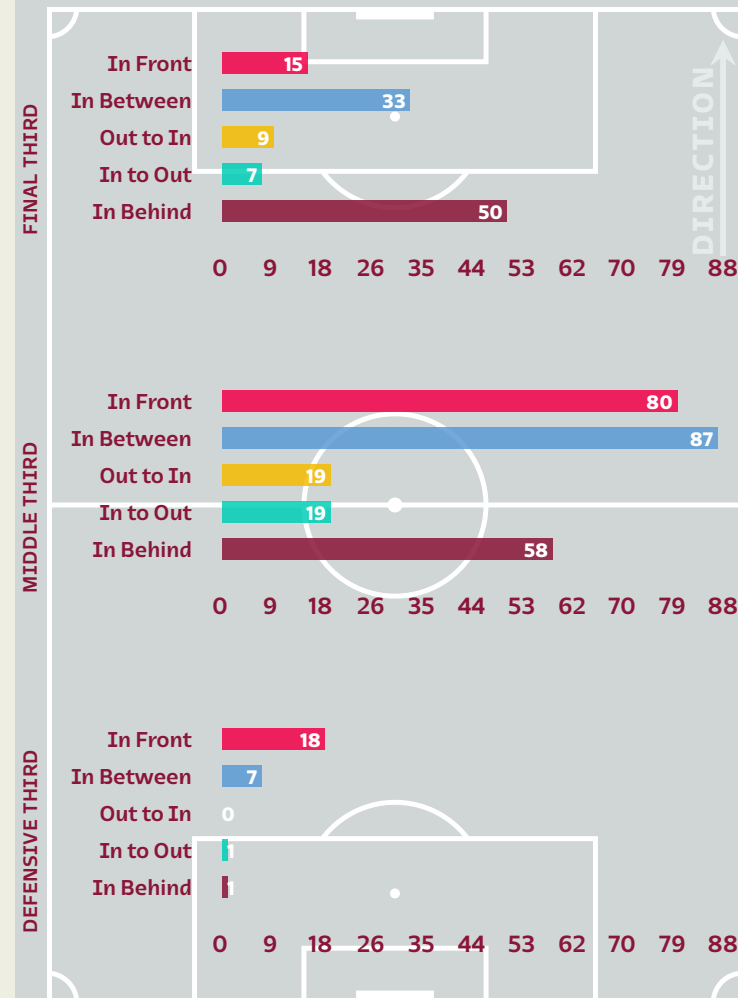


- In Front
- In Between
- Out to In
- In to Out
- In Behind

## Top Ranked Players

Type	Player	Movements
In Front	4 RICE Declan	42
In Between	22 BELLINGHAM Jude	28
Out to In	17 SAKA Bukayo	11
In to Out	19 MOUNT Mason	9
In Behind	17 SAKA Bukayo	23

## Movement Types Pitch Third

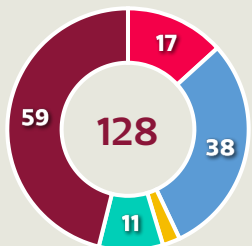




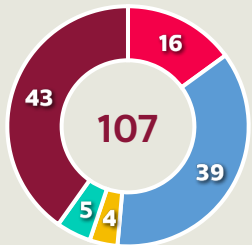
# Movement to Receive

## Movement Types by Phase

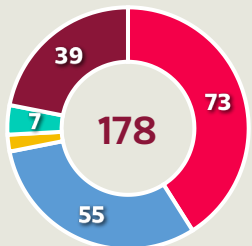
### Final Third Phase



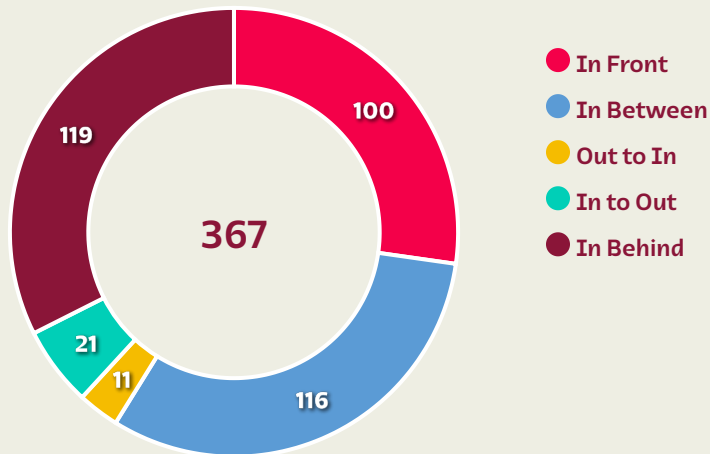
### Progression Phase



### Build Up Phase



## All Movement Types

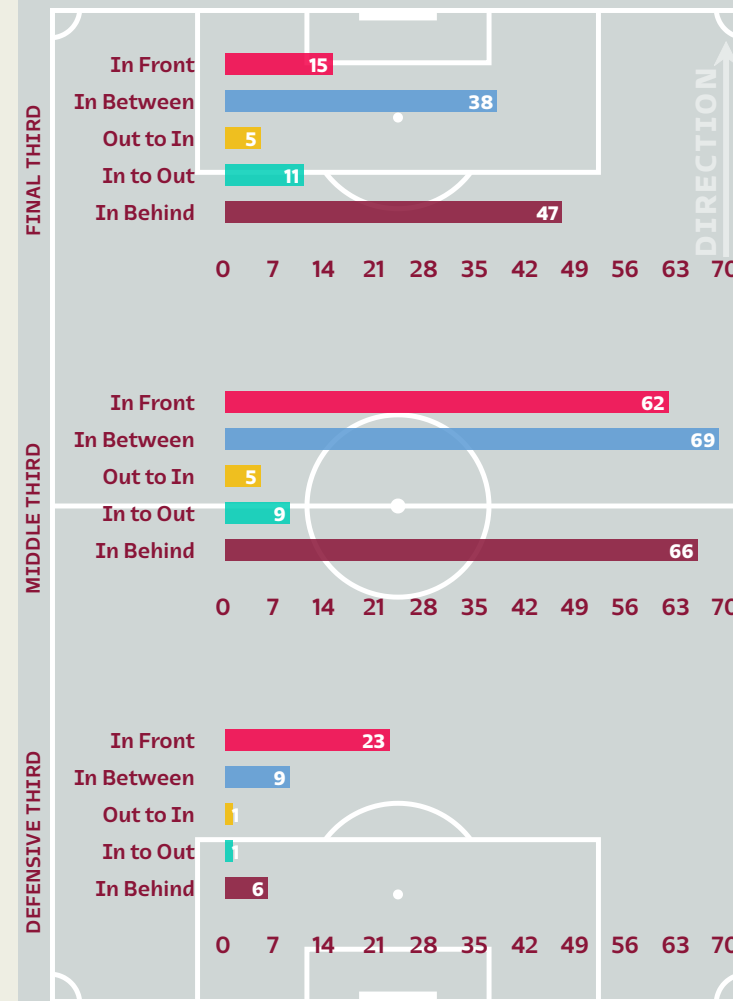


- In Front
- In Between
- Out to In
- In to Out
- In Behind

## Top Ranked Players

Type	Player	Movements
In Front	4 ADAMS Tyler	21
In Between	10 PULISIC Christian	25
Out to In	10 PULISIC Christian	6
In to Out	10 PULISIC Christian	6
In Behind	19 WRIGHT Haji	31

## Movement Types Pitch Third





FIFA WORLD CUP  
Qatar 2022



# OUT OF POSSESSION

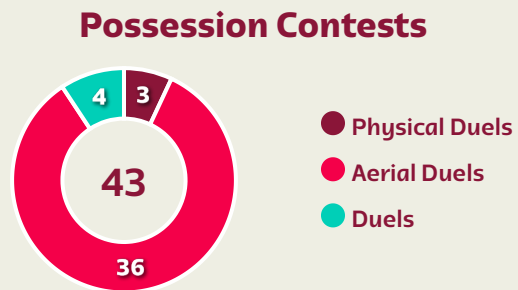
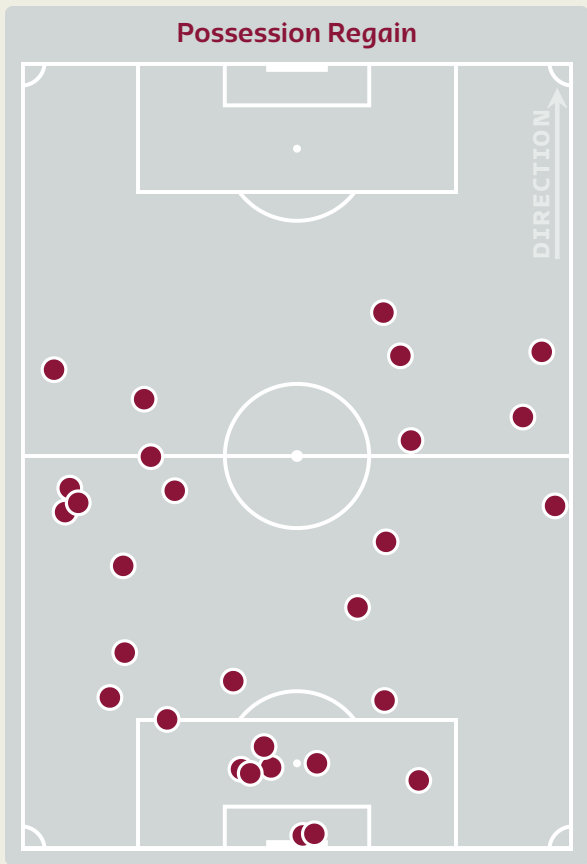
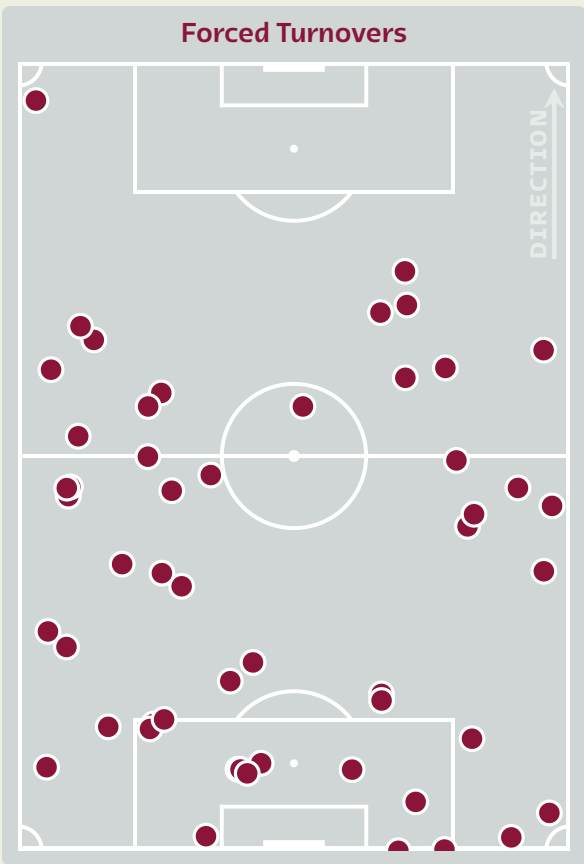
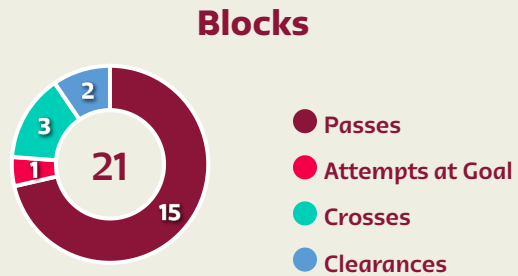


England v USA





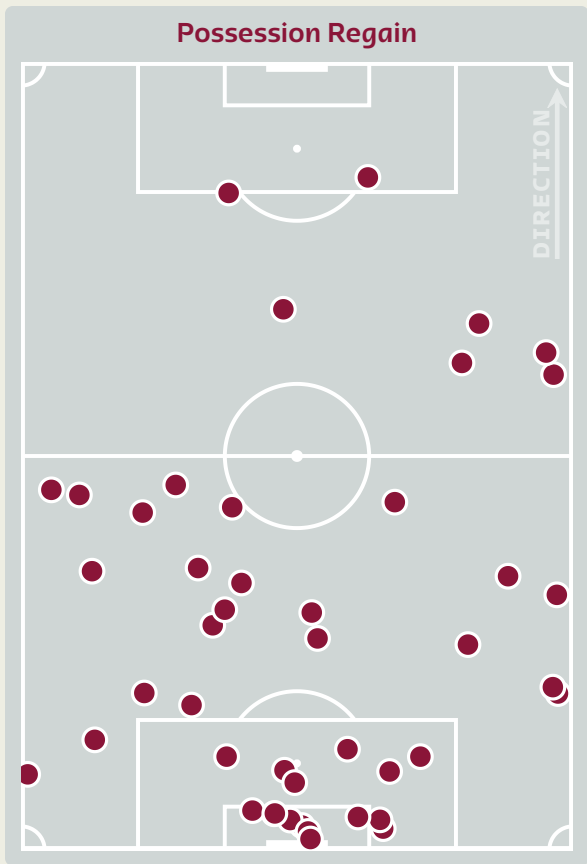
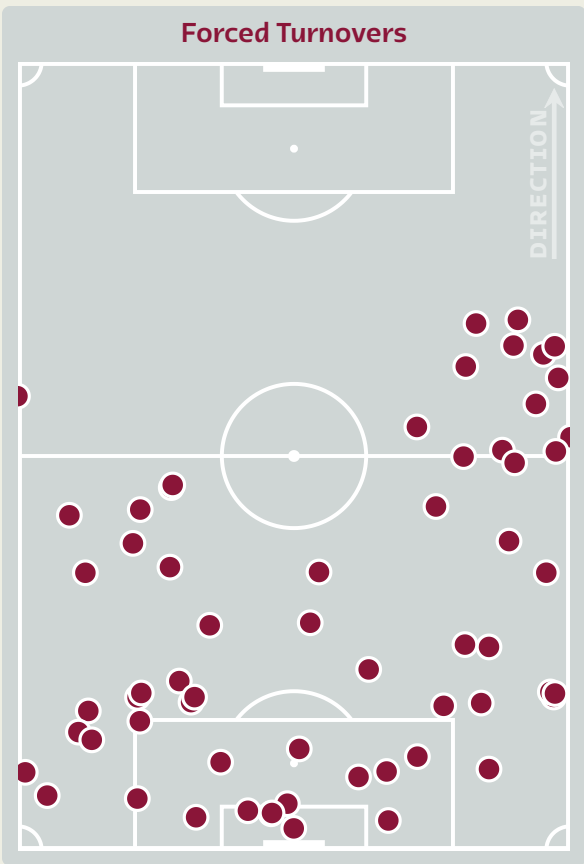
# Defensive Actions




#	Player	Total Possession Regains
1	PICKFORD Jordan	3
3	SHAW Luke	4
4	RICE Declan	6
5	STONES John	1
6	MAGUIRE Harry	9
9	KANE Harry	3
10	STERLING Raheem	1
12	TRIPPIER Kieran	4
17	SAKA Bukayo	0
19	MOUNT Mason	0
22	BELLINGHAM Jude	4
7	GREALISH Jack	1
8	HENDERSON Jordan	0
11	RASHFORD Marcus	0



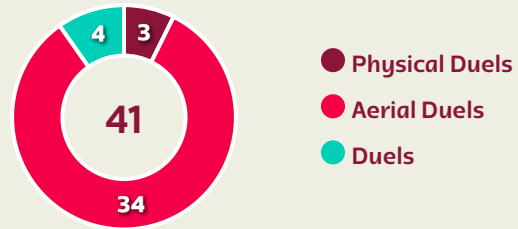
# Defensive Actions



## Blocks



## Possession Contests

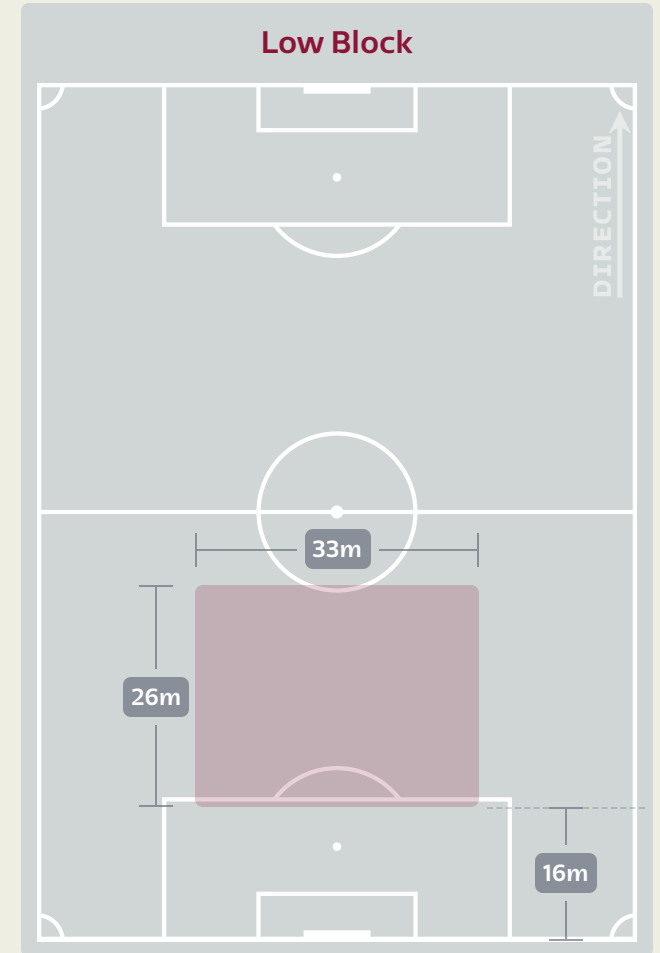
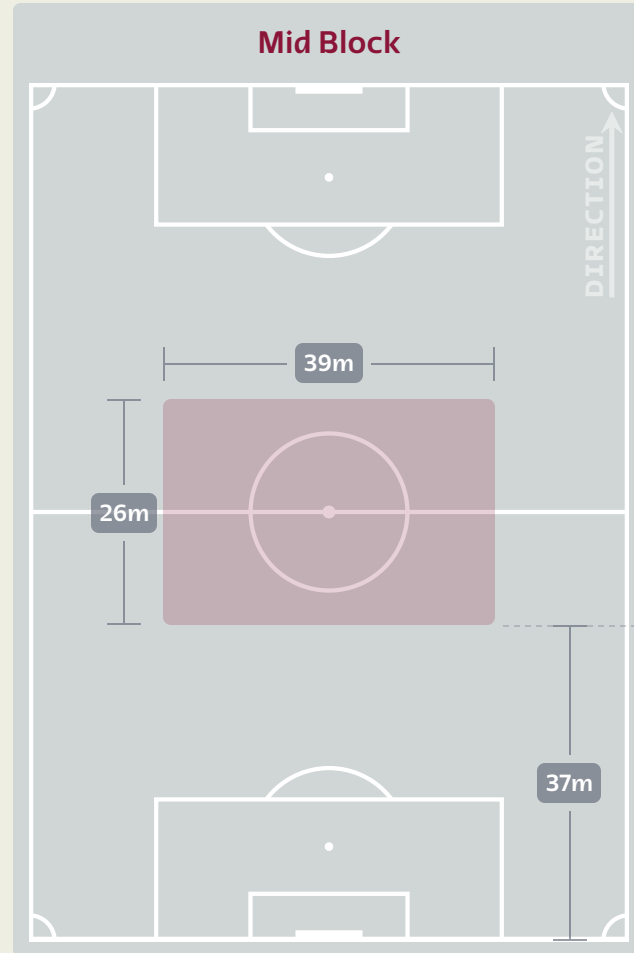
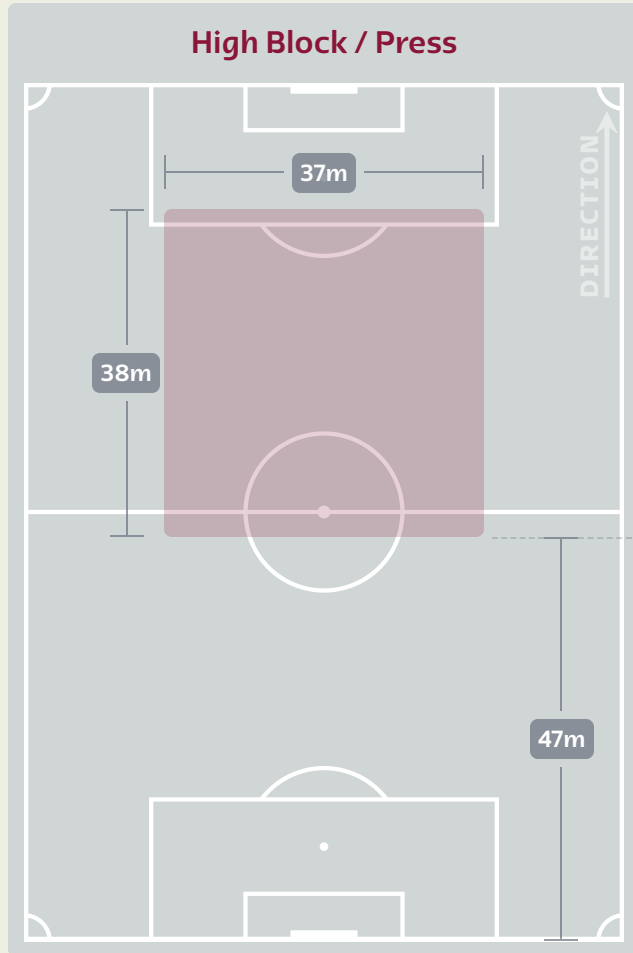


## Most Possession Regains

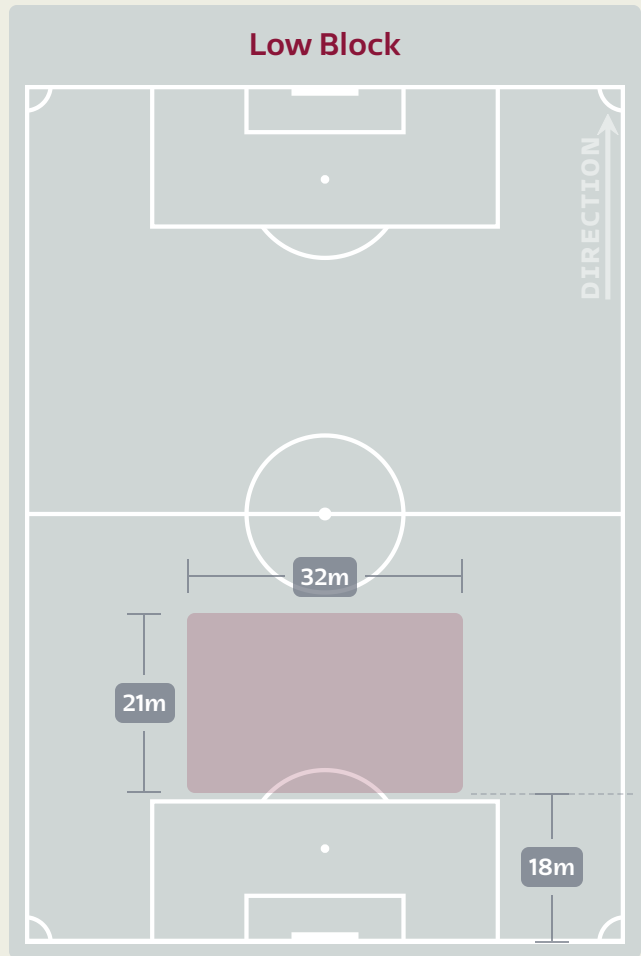
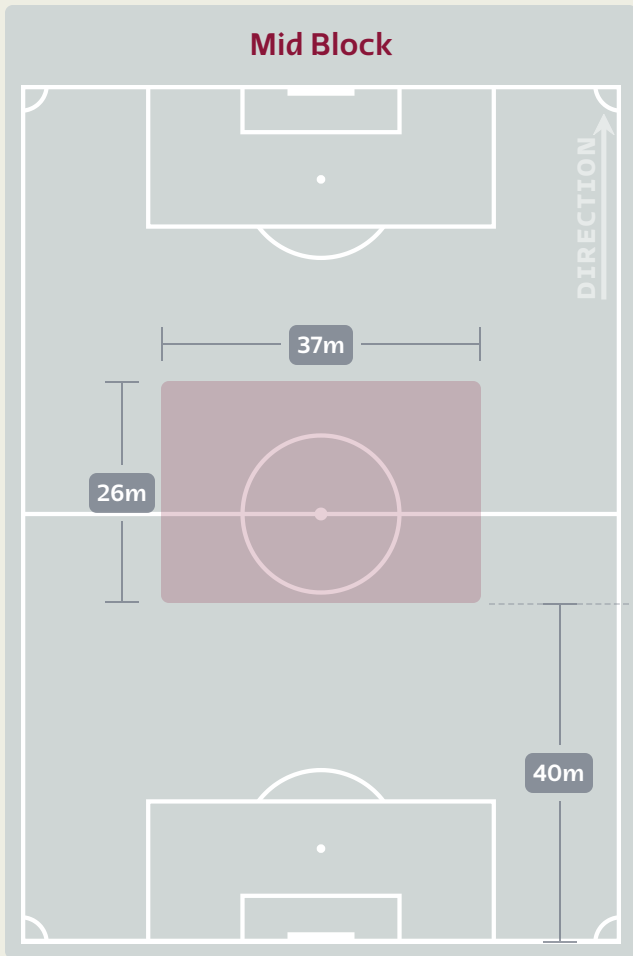
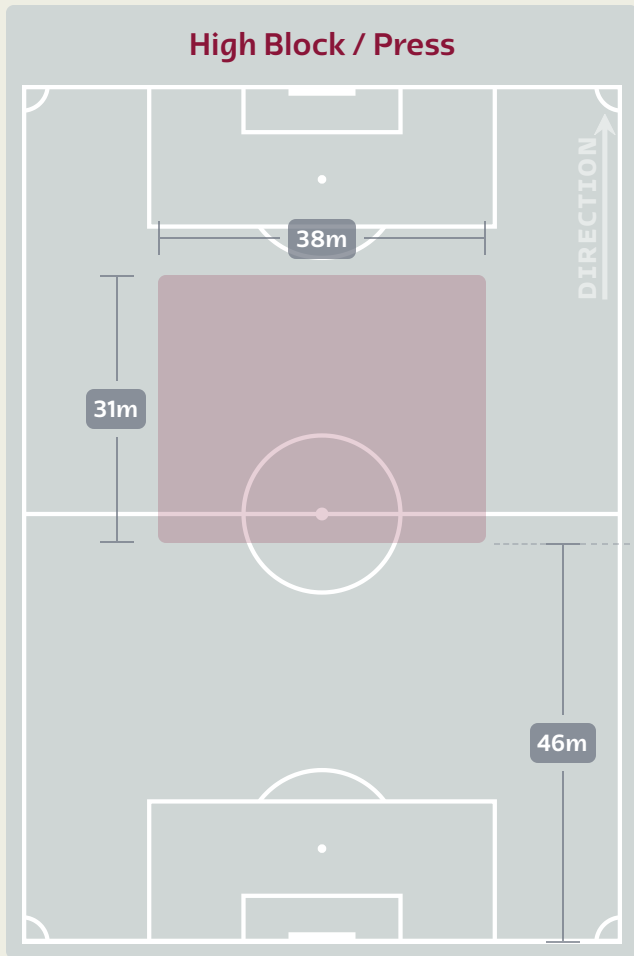


#	Player	Total Possession Regains
1	TURNER Matt	9
2	DEST Sergino	4
3	ZIMMERMAN Walker	6
4	ADAMS Tyler	6
5	ROBINSON Antonee	3
6	MUSAH Yunus	4
8	McKENNIE Weston	2
10	PULISIC Christian	0
13	REAM Tim	9
19	WRIGHT Haji	0
21	WEAH Timothy	3
7	REYNA Giovanni	0
11	AARONSON Brenden	1
18	MOORE Shaq	0
24	SARGENT Josh	0

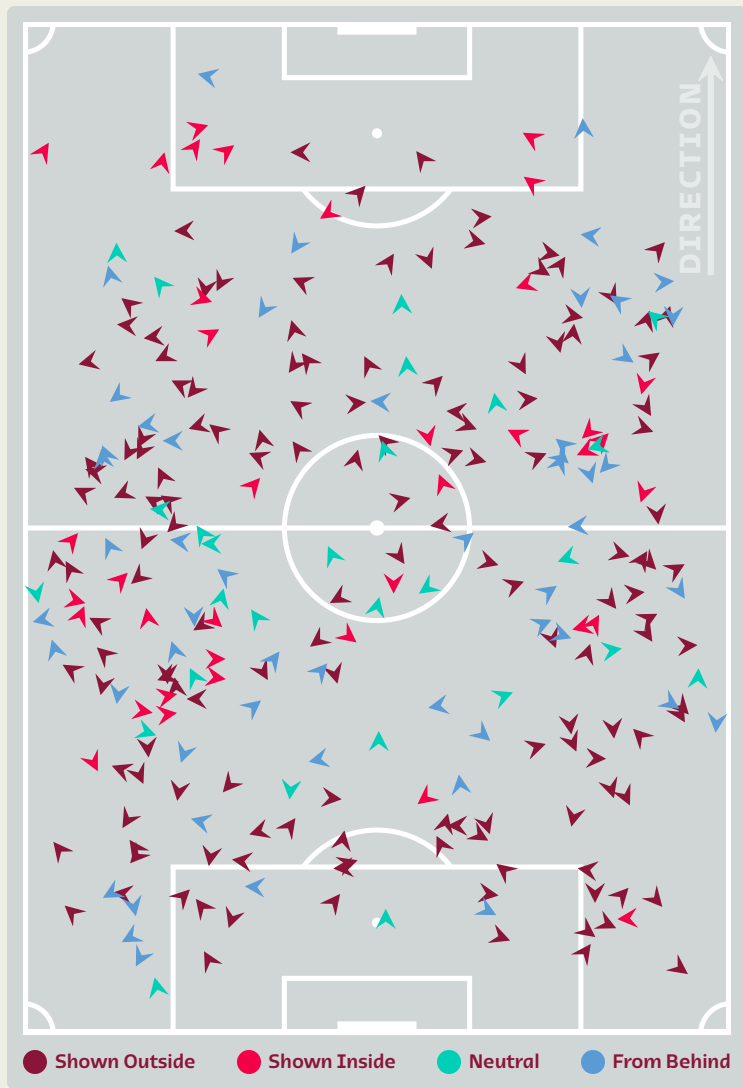
# Defensive Line Height & Team Length



# Defensive Line Height & Team Length



# Defensive Pressure



266	Total Pressures	350
46	Direct Pressures	61
1.62s	Avg Pressure Duration	1.42s
52	Forced Turnovers	61
13.29s	Ball Recovery Time	16.36s
125	Pushing on into Pressing	153
301	Pushing on	311
38	Pressing Direction Inside	64
148	Pressing Direction Outside	209

**Most Direct Pressures**

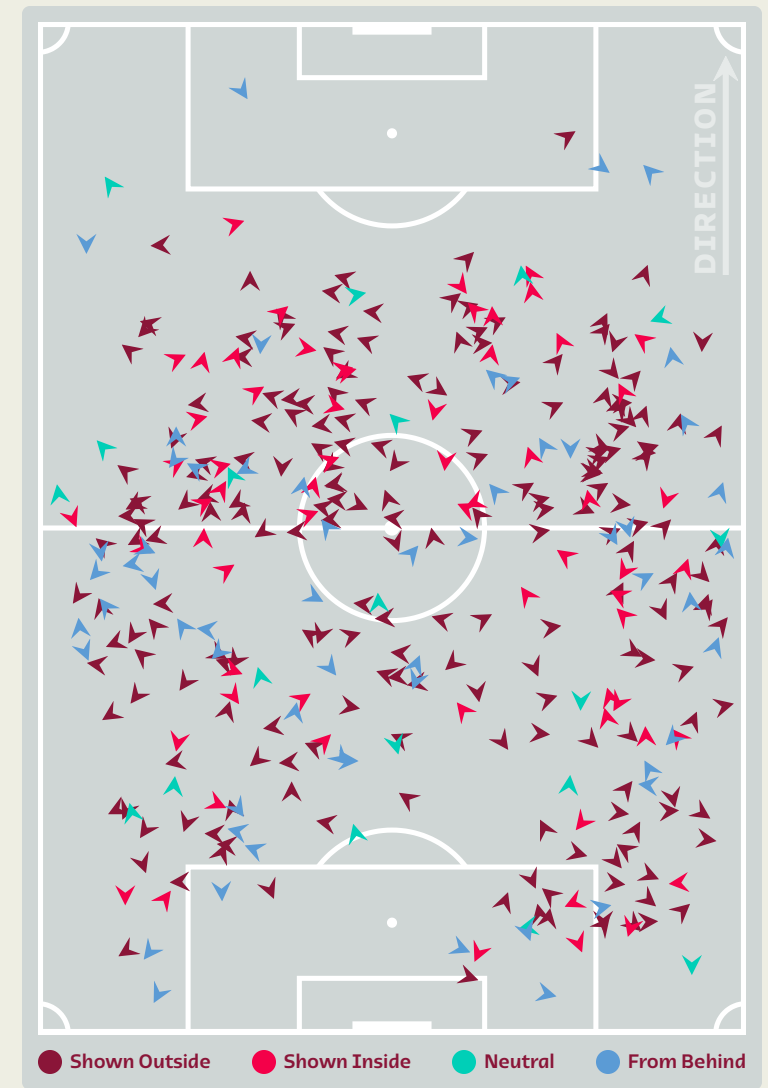
**8**

**BELLINGHAM Jude**  
RIGHT CENTRE MIDFIELD

**Most Direct Pressures**

**13**

**MUSAH Yunus**  
LEFT CENTRE MIDFIELD





FIFA WORLD CUP  
Qatar 2022



# GOALKEEPING



England v USA

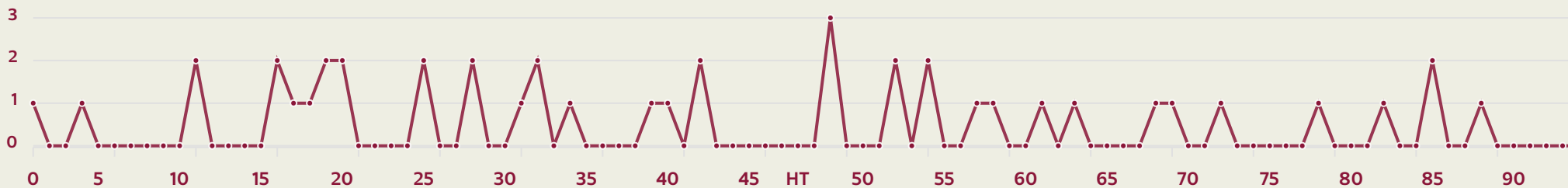


# Goalkeeping Involvement



**England**

England GK Involvement Timeline



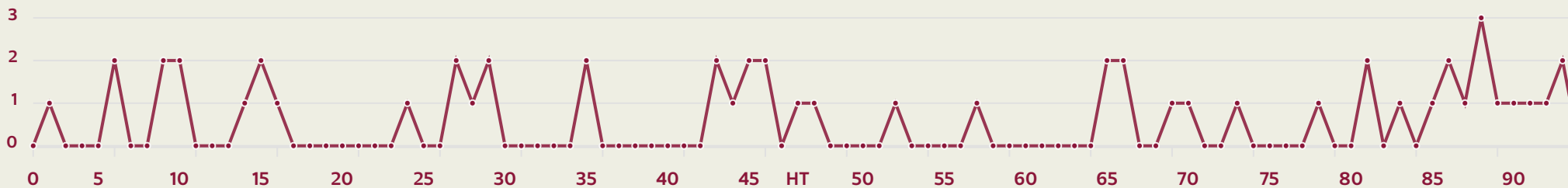
**43**

**Total Involvements**



**USA**

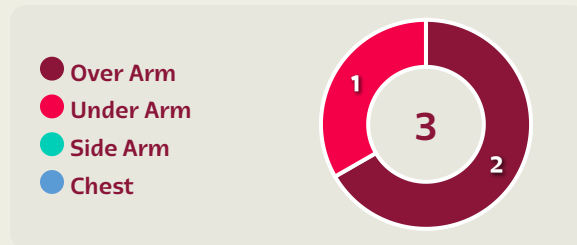
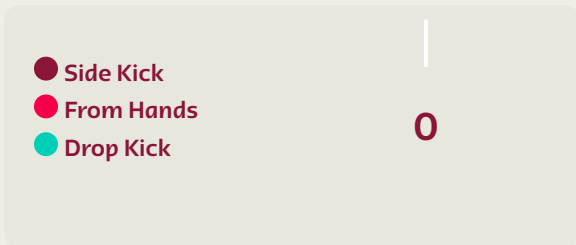
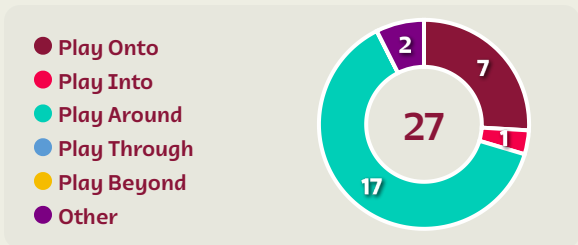
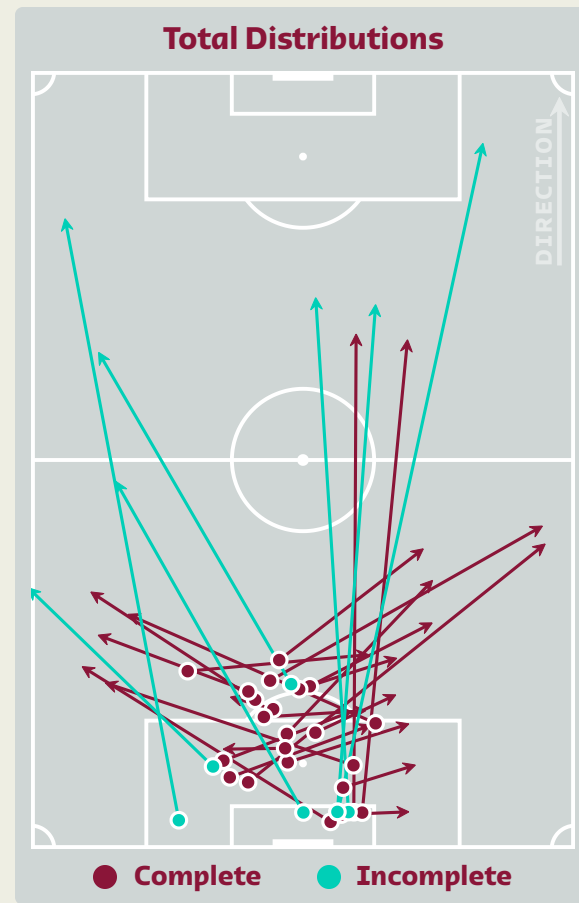
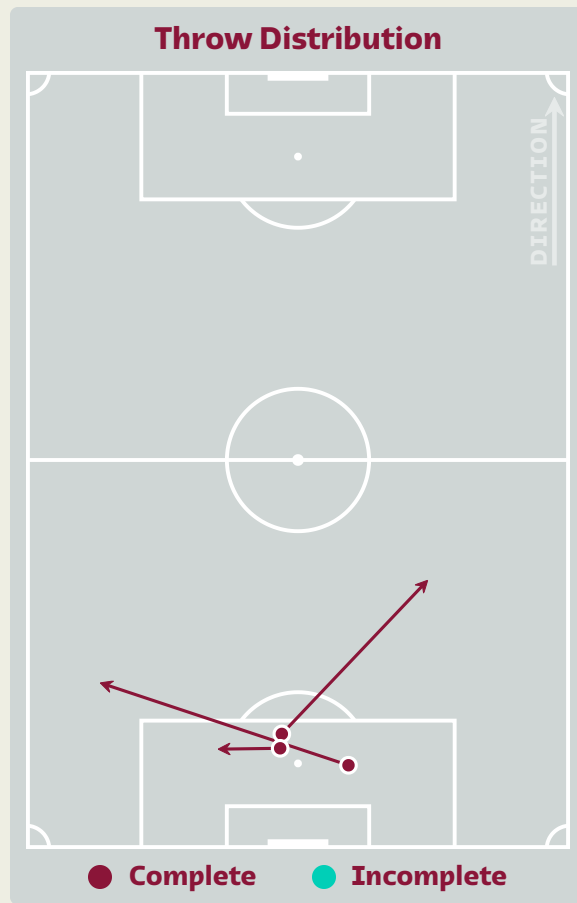
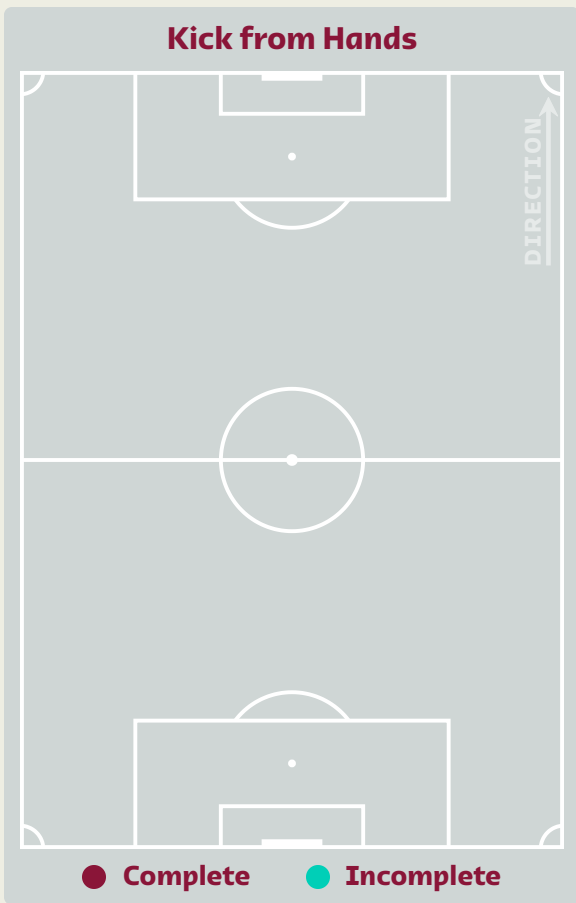
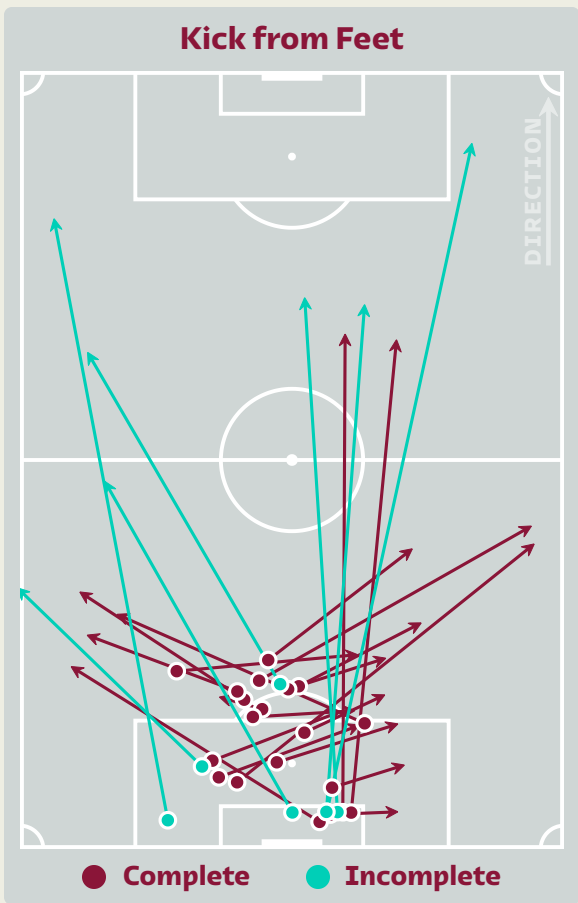
USA GK Involvement Timeline



**55**

**Total Involvements**

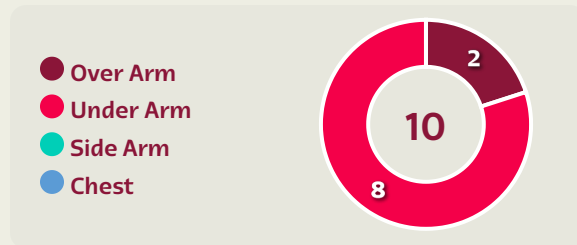
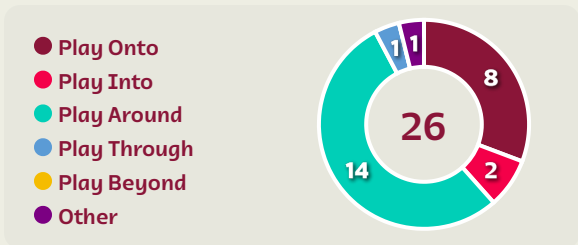
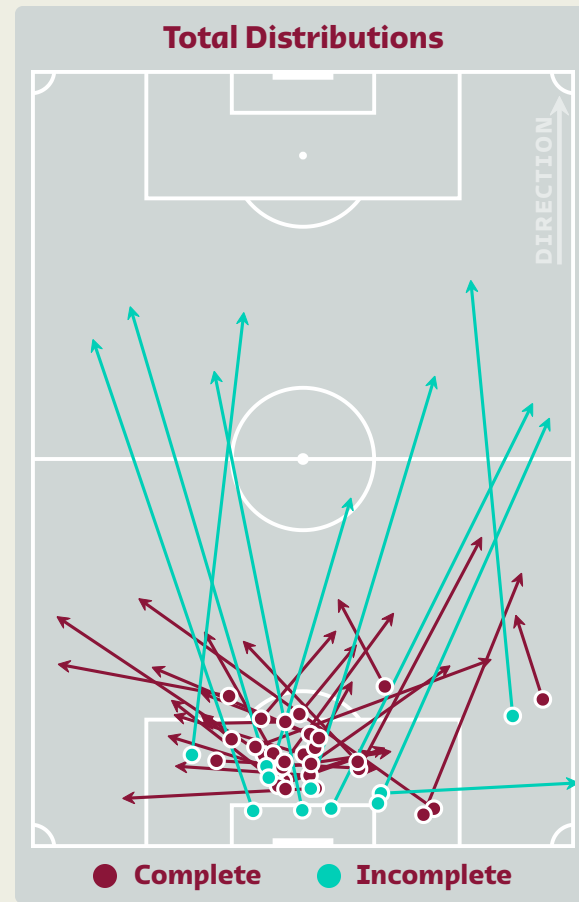
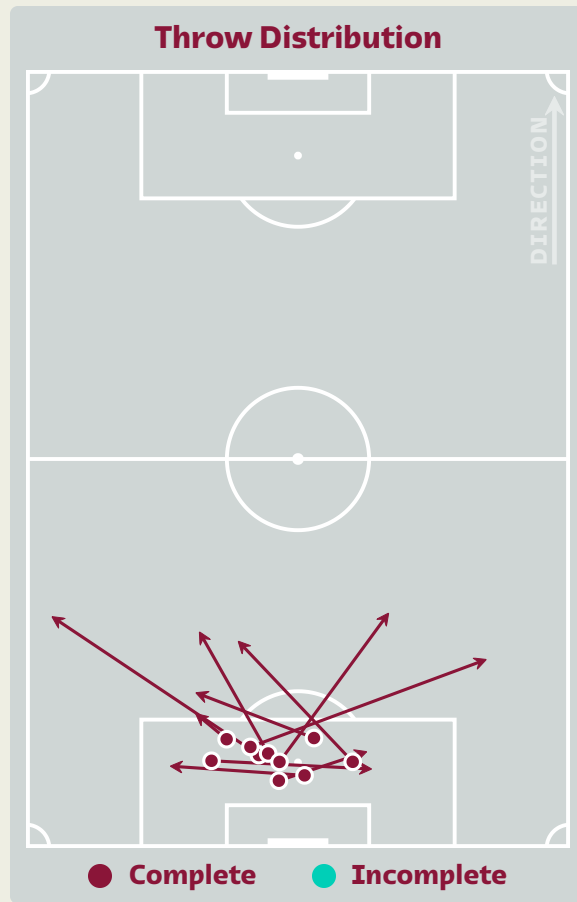
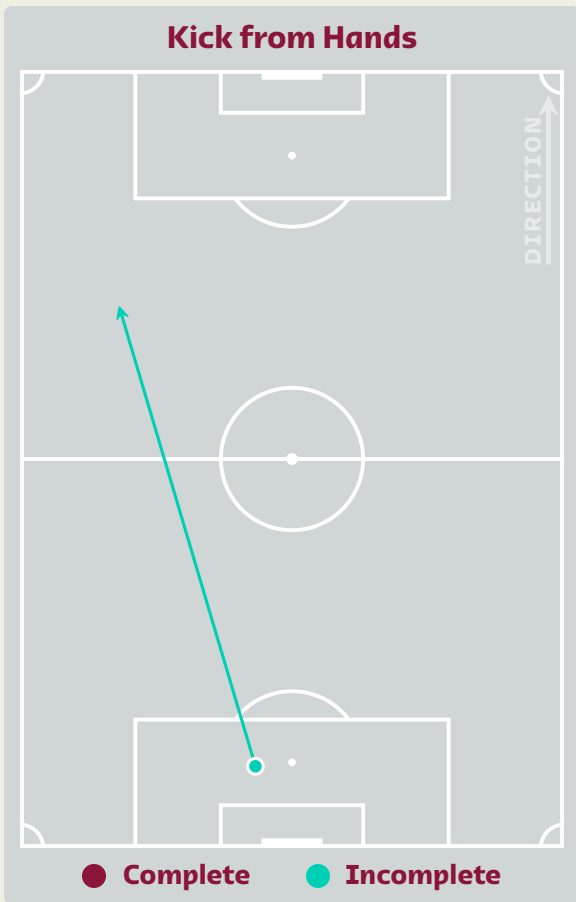
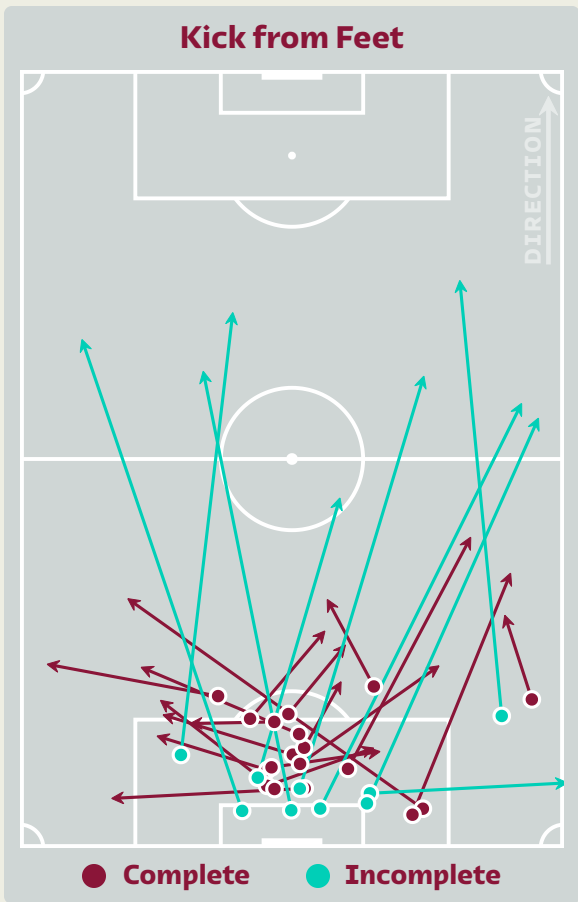
# Goalkeeping Distribution



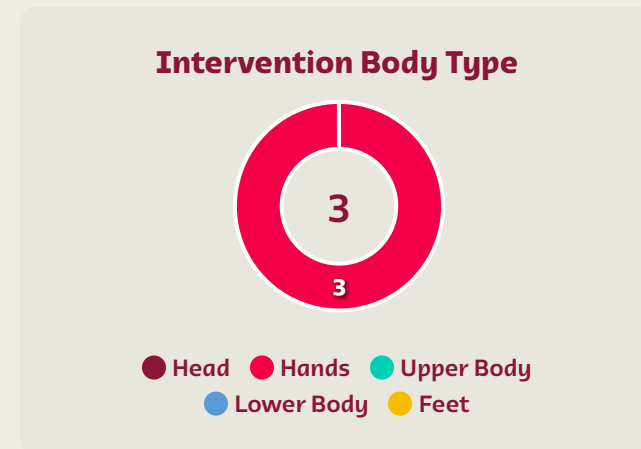
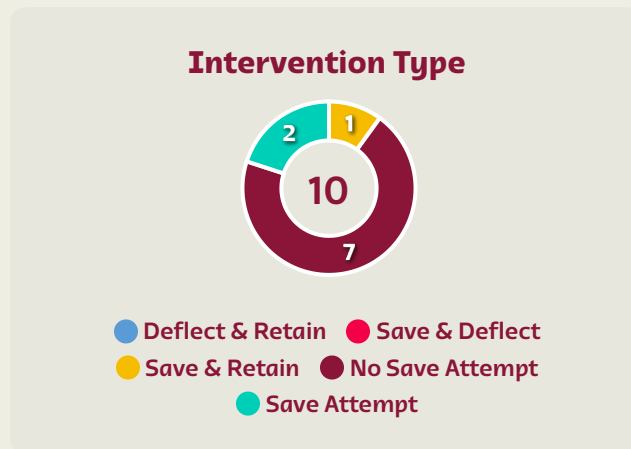
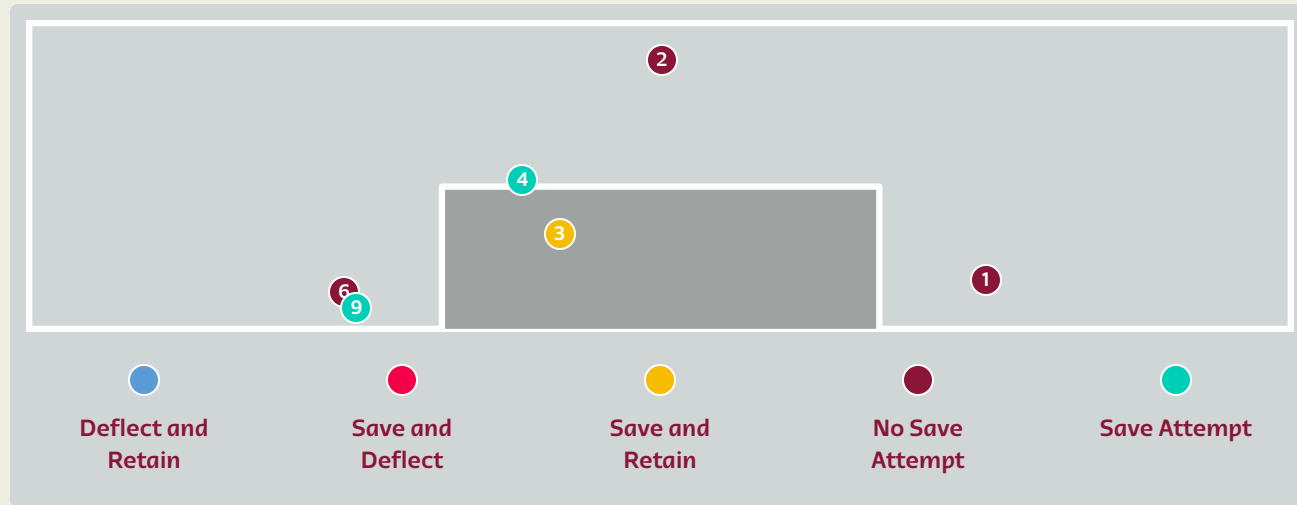
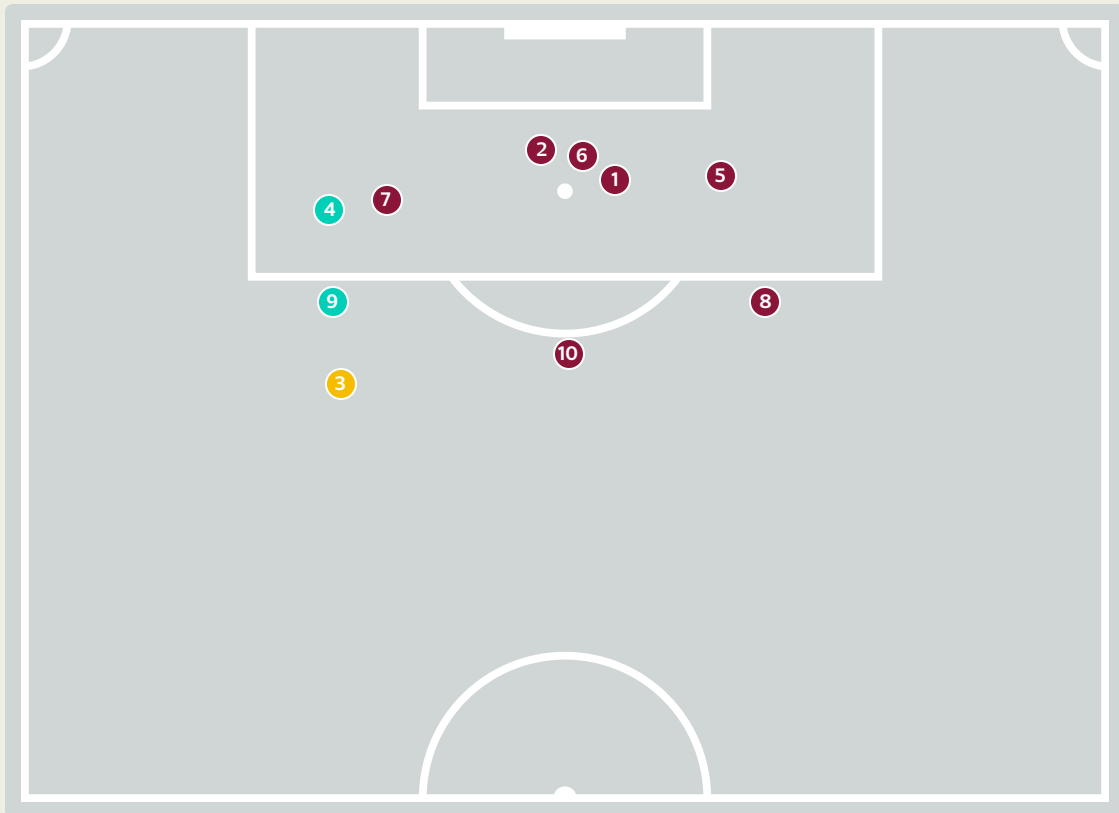




# Goalkeeping Distribution



# Goal Prevention

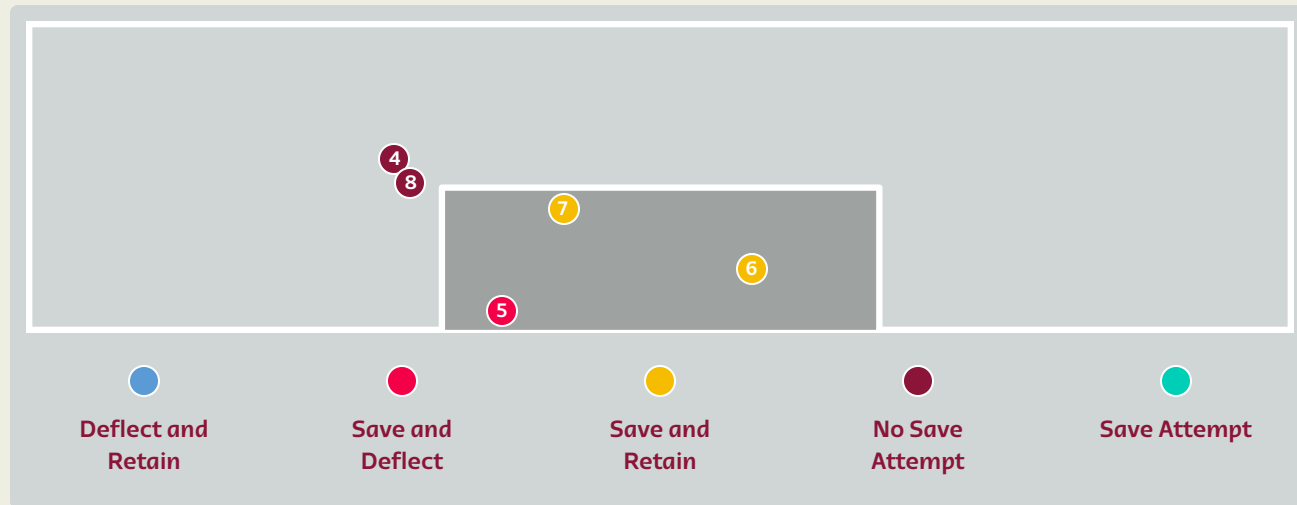
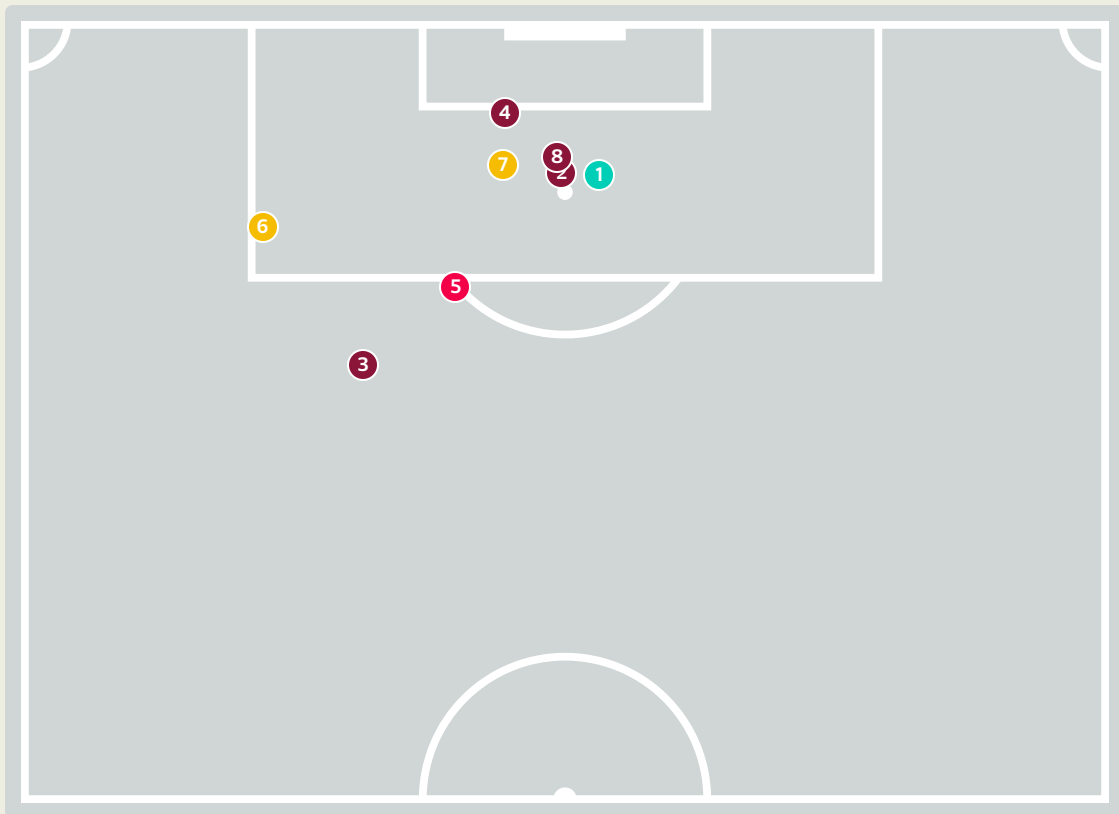


**10**  
Total Attempts on Goal Faced

**50**  
Save %

Total Attempts on Goal Faced	Total Goal Interventions	Save & Retain	Deflect & Retain	Save & Deflect	Save Attempt	No Save Attempt
10	1	1	0	0	2	7

# Goal Prevention

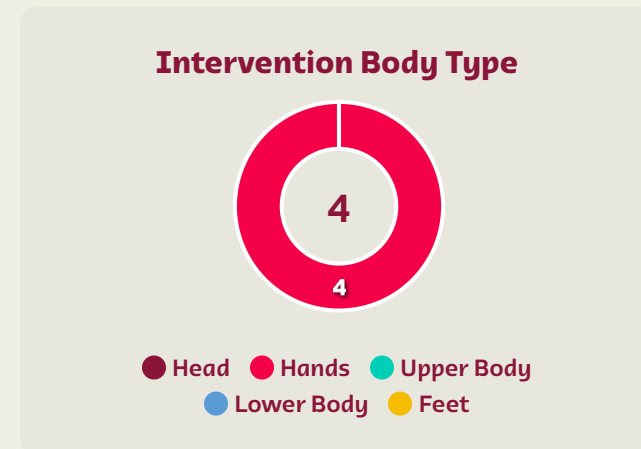
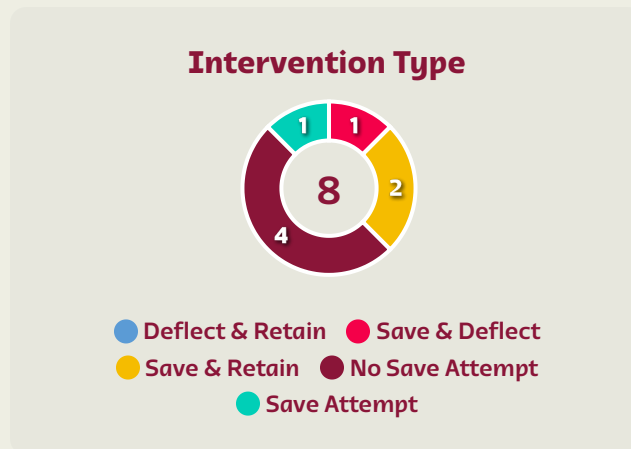


**8**

Total Attempts on Goal Faced

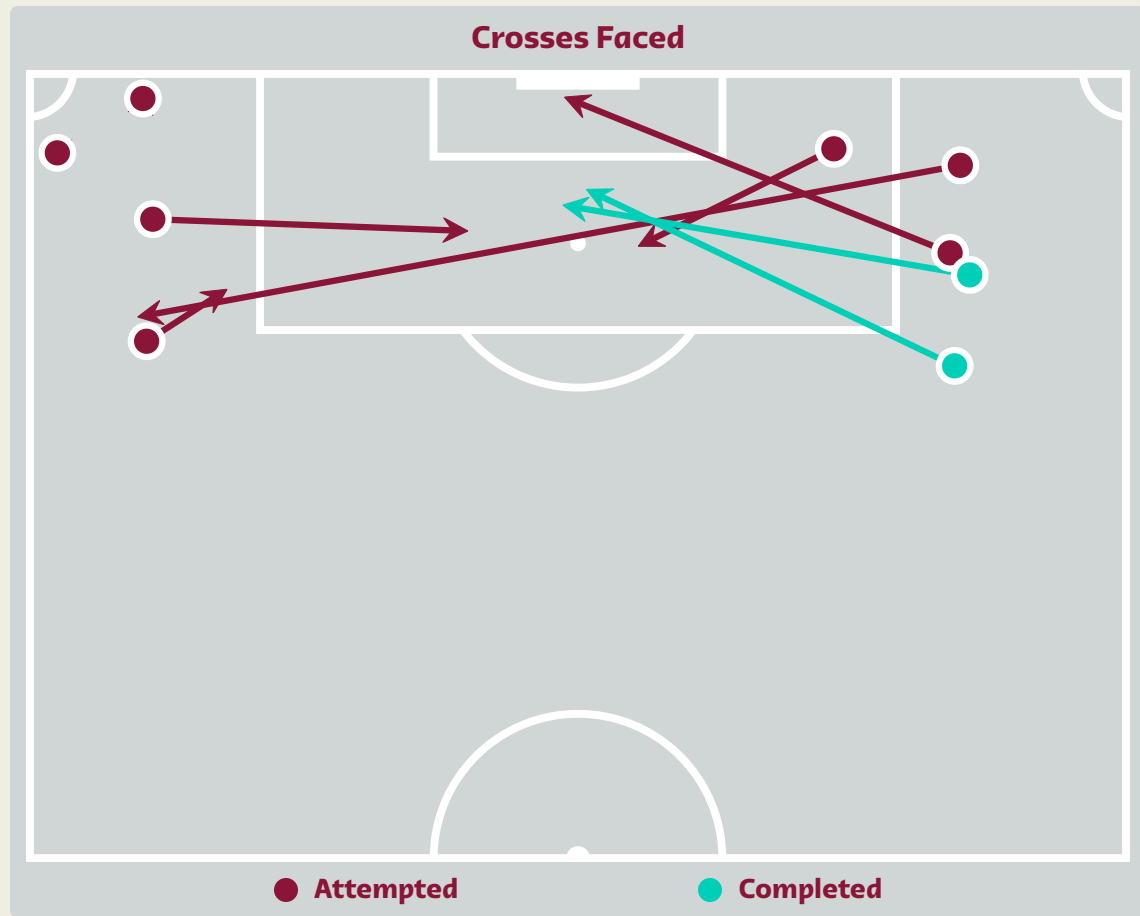

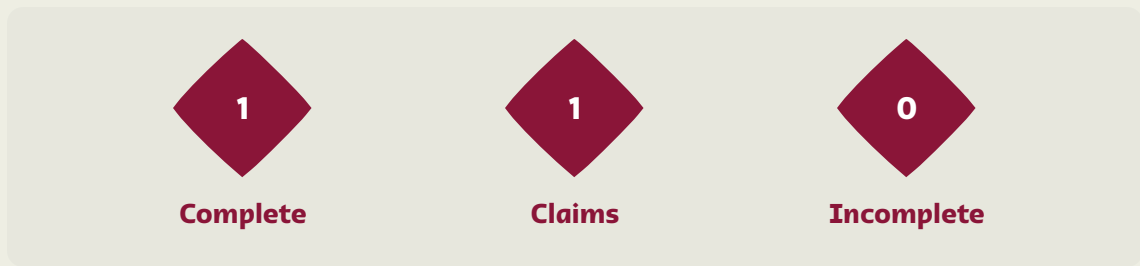
**100**

Save %



Total Attempts on Goal Faced	Total Goal Interventions	Save & Retain	Deflect & Retain	Save & Deflect	Save Attempt	No Save Attempt
8	3	2	0	1	1	4

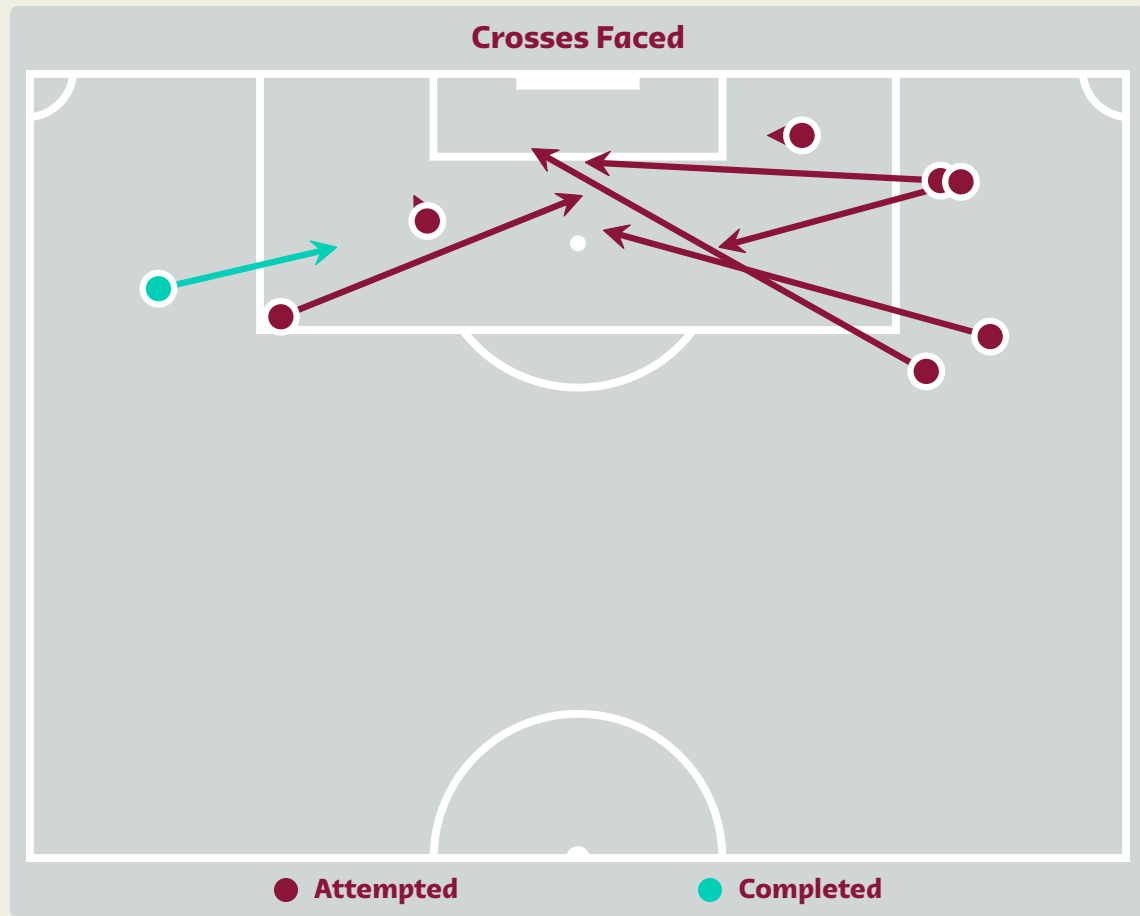

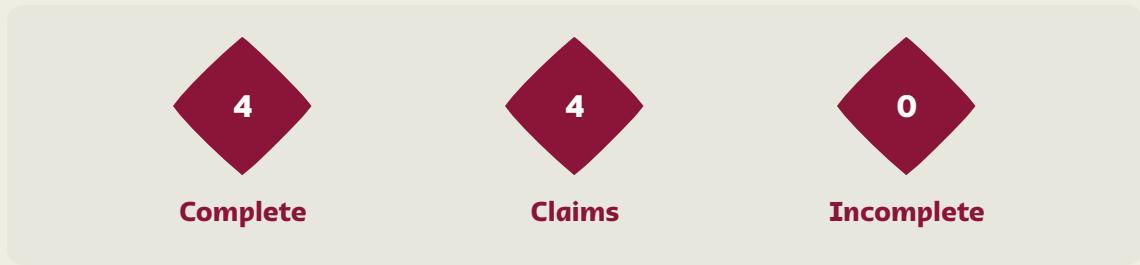
# Aerial Control



**Delivery Types Faced**

Total	In Swing	Out Swing	Driven	Lofted	Cutback	Push
16	5	7	0	1	1	2

# Aerial Control



**Delivery Types Faced**

Total	In Swing	Out Swing	Driven	Lofted	Cutback	Push
13	3	6	0	2	1	1



FIFA WORLD CUP  
Qatar 2022



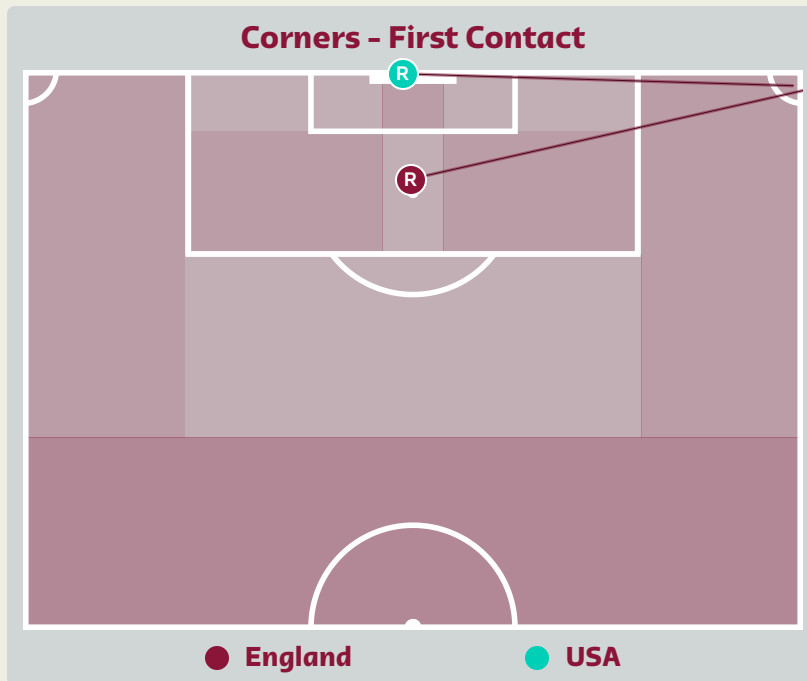
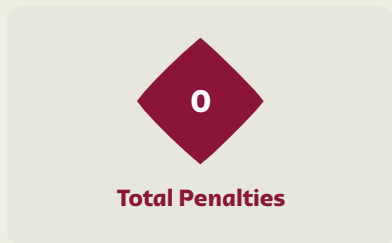
# SET PLAYS



England v USA



# Set Plays - Corners



Delivery Type	From Left Side	From Right Side	Total
Direct to Area	1	2	3
Short	0	0	0
Edge of Penalty Area	0	0	0

Delivery Style	Total
Inswing	1
Outswing	2
Driven	0

Free Kicks	
Type	Total
Direct	15
Direct (on target)	0
Direct (off target)	0
Indirect	0



Top 5 Player First Contacts		
Player	Team	Total
STONES John	England	1
TURNER Matt	USA	1



# Set Plays - Corners

33

Total Set Plays

10

Total Free Kicks

0

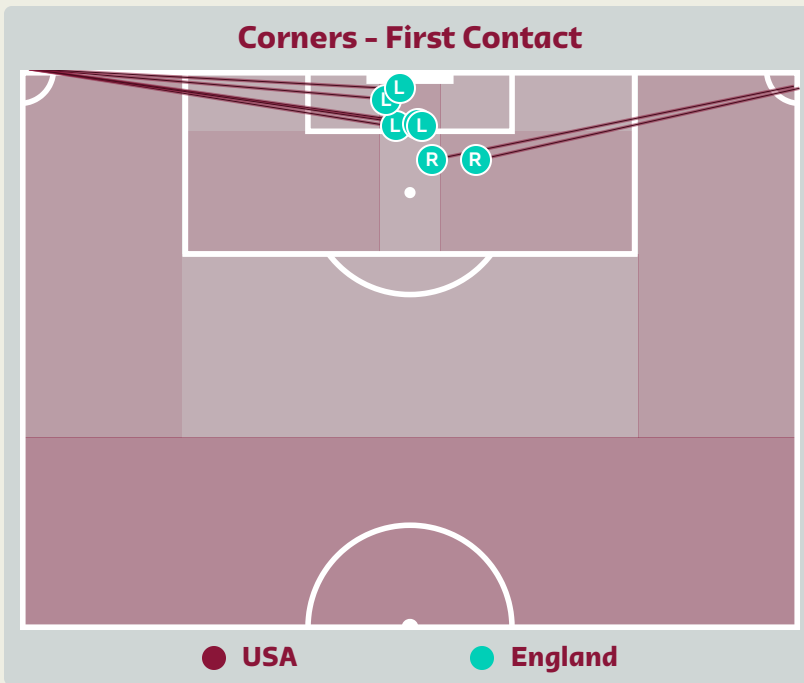
Total Penalties

7

Total Corners

16

Total Throw Ins



Delivery Type	From Left Side	From Right Side	Total
Direct to Area	5	2	7
Short	0	0	0
Edge of Penalty Area	0	0	0

Delivery Style	Total
Inswing	5
Outswing	2
Driven	0

Free Kicks	
Type	Total
Direct	9
Direct (on target)	0
Direct (off target)	0
Indirect	1

## First Contacts on USA Crosses

0

By USA

7

By England

Top 5 Player First Contacts		
Player	Team	Total
MAGUIRE Harry	England	5
PICKFORD Jordan	England	1
STONES John	England	1





FIFA WORLD CUP  
Qatar 2022



# INDIVIDUAL DATA IN POSSESSION



England v USA



## In Possession - Distributions

# England



#	Player	Passes Attempted	Passes Completed	Pass Completion %	Switches of Play	Crosses Attempted	Crosses Completed	Line Breaks Attempted	Line Breaks Completed	Line Break Completion %	Ball Progressions	Take Ons	Step Ins	Attempts at Goal	Goals
1	PICKFORD Jordan	30	23	77%	0	0	0	11	6	54%	0	0	0	0	0
3	SHAW Luke	78	66	85%	1	3	1	25	18	72%	1	1	0	0	0
4	RICE Declan	56	54	96%	3	0	0	11	9	81%	1	0	1	0	0
5	STONES John	88	86	98%	4	0	0	36	34	94%	0	0	0	1	0
6	MAGUIRE Harry	74	67	91%	0	0	0	18	15	83%	0	0	0	1	0
9	KANE Harry	22	16	73%	0	0	0	11	7	63%	2	1	1	2	0
10	STERLING Raheem	19	18	95%	0	0	0	4	2	50%	1	0	1	0	0
12	TRIPPIER Kieran	68	61	90%	0	4	2	12	10	83%	1	0	1	0	0
17	SAKA Bukayo	24	19	79%	1	1	0	7	6	85%	1	1	0	1	0
19	MOUNT Mason	30	24	80%	1	1	1	5	3	60%	2	1	1	2	0
22	BELLINGHAM Jude	35	33	94%	0	3	0	7	6	85%	1	1	0	0	0
7	GREALISH Jack	12	9	75%	0	0	0	2	2	100%	1	0	1	0	0
8	HENDERSON Jordan	12	10	83%	0	1	0	4	2	50%	0	0	0	0	0
11	RASHFORD Marcus	2	2	100%	0	0	0	0	0	0%	1	1	0	1	0

# In Possession - Offers & Receptions

## England



			Offer movement types						
#	Player	Total Offers	In Front	In Between	Out to In	In to Out	In Behind	No Movement	Offers Received
1	PICKFORD Jordan	21	0	0	0	0	0	21	6
3	SHAW Luke	30	7	1	1	0	8	13	19
4	RICE Declan	100	42	21	2	0	0	35	36
5	STONES John	76	5	0	0	0	2	69	47
6	MAGUIRE Harry	40	1	0	0	0	0	39	29
9	KANE Harry	30	1	18	1	2	7	1	10
10	STERLING Raheem	43	3	16	1	0	14	9	14
12	TRIPPIER Kieran	42	11	0	0	0	3	28	21
17	SAKA Bukayo	75	4	19	11	5	23	13	20
19	MOUNT Mason	82	9	17	7	9	19	21	23
22	BELLINGHAM Jude	82	21	28	3	7	16	7	31
7	GREALISH Jack	15	2	2	1	0	3	7	10
8	HENDERSON Jordan	29	7	4	1	3	7	7	11
11	RASHFORD Marcus	11	0	1	0	1	7	2	2



## In Possession - Distributions

#	Player	Passes Attempted	Passes Completed	Pass Completion %	Switches of Play	Crosses Attempted	Crosses Completed	Line Breaks Attempted	Line Breaks Completed	Line Break Completion %	Ball Progressions	Take Ons	Step Ins	Attempts at Goal	Goals
1	TURNER Matt	39	28	72%	1	0	0	13	6	46%	1	0	1	0	0
2	DEST Sergino	36	32	89%	0	2	1	12	10	83%	1	0	1	1	0
3	ZIMMERMAN Walker	67	60	90%	0	0	0	11	5	45%	0	0	0	0	0
4	ADAMS Tyler	43	42	98%	0	0	0	9	9	100%	1	0	1	0	0
5	ROBINSON Antonee	37	32	86%	0	3	0	13	8	61%	1	0	1	0	0
6	MUSAH Yunus	34	29	85%	0	0	0	9	6	66%	1	1	0	1	0
8	McKENNIE Weston	34	30	88%	0	0	0	15	12	80%	4	1	3	2	0
10	PULISIC Christian	29	23	79%	0	7	0	9	6	66%	2	1	1	4	0
13	REAM Tim	49	44	90%	0	0	0	15	13	86%	2	0	2	0	0
19	WRIGHT Haji	9	6	67%	0	1	0	3	0	0%	2	1	1	2	0
21	WEAH Timothy	22	18	82%	2	3	1	6	4	66%	0	0	0	0	0
7	REYNA Giovanni	4	2	50%	0	0	0	1	0	0%	0	0	0	0	0
11	AARONSON Brenden	9	9	100%	0	0	0	1	1	100%	0	0	0	0	0
18	MOORE Shaq	14	12	86%	0	0	0	4	3	75%	0	0	0	0	0
24	SARGENT Josh	1	1	100%	0	0	0	0	0	0%	0	0	0	0	0



# In Possession - Offers & Receptions

			Offer movement types						
#	Player	Total Offers	In Front	In Between	Out to In	In to Out	In Behind	No Movement	Offers Received
1	TURNER Matt	15	0	0	0	0	0	15	8
2	DEST Sergino	51	15	3	0	0	6	27	14
3	ZIMMERMAN Walker	10	1	0	0	0	0	9	6
4	ADAMS Tyler	45	21	14	0	1	0	9	21
5	ROBINSON Antonee	61	17	2	0	0	19	23	24
6	MUSAH Yunus	36	11	22	0	1	2	0	16
8	McKENNIE Weston	59	6	12	1	3	7	30	12
10	PULISIC Christian	88	11	25	6	6	27	13	25
13	REAM Tim	16	4	0	0	0	0	12	11
19	WRIGHT Haji	47	0	12	0	2	31	2	6
21	WEAH Timothy	57	5	16	2	5	19	10	18
7	REYNA Giovanni	12	3	3	0	1	2	3	3
11	AARONSON Brenden	20	2	5	2	1	2	8	5
18	MOORE Shaq	15	4	0	0	0	0	11	7
24	SARGENT Josh	7	0	2	0	1	4	0	1



FIFA WORLD CUP  
Qatar 2022



# INDIVIDUAL DATA OUT OF POSSESSION



England v USA



# Out of Possession

## England



#	Player	Tackles Made / Won	Blocks	Interceptions	Pressing Direct	Pressing Indirect	Forced Turnovers	Duels Won - Aerial	Duels Won - Physical	Possession Contests won	Clearances	Loose Ball Receptions	Pushing On	Pushing On into Pressing	Possession Regains	Possession Interrupted
1	PICKFORD Jordan	0 / 0	0	0	0	0	0	0	0	0	0	2	0	0	3	0
3	SHAW Luke	0 / 0	2	1	6	10	0	4	0	4	2	7	25	13	4	1
4	RICE Declan	2 / 0	8	0	6	23	0	0	1	1	4	8	39	8	6	4
5	STONES John	2 / 0	3	0	0	8	0	4	0	4	3	2	16	4	1	3
6	MAGUIRE Harry	2 / 1	2	1	2	3	0	7	0	7	10	9	20	2	9	4
9	KANE Harry	3 / 2	2	0	2	25	0	6	0	6	0	0	23	12	3	1
10	STERLING Raheem	1 / 0	1	0	7	21	0	0	1	1	0	1	25	14	1	1
12	TRIPPIER Kieran	3 / 1	1	1	7	15	0	0	0	0	1	3	25	11	4	0
17	SAKA Bukayo	4 / 0	1	0	0	27	0	0	0	1	1	2	25	11	0	3
19	MOUNT Mason	2 / 0	1	0	7	30	0	0	0	0	0	2	42	18	0	1
22	BELLINGHAM Jude	3 / 0	3	1	8	23	0	0	0	1	0	3	31	16	4	2
7	GREALISH Jack	0 / 0	1	1	1	21	0	0	0	0	0	2	11	8	1	0
8	HENDERSON Jordan	0 / 0	0	0	0	8	0	0	0	0	0	2	12	4	0	0
11	RASHFORD Marcus	0 / 0	0	0	0	6	0	0	0	0	0	0	7	4	0	0

# Out of Possession



#	Player	Tackles Made / Won	Blocks	Interceptions	Pressing Direct	Pressing Indirect	Forced Turnovers	Duels Won - Aerial	Duels Won - Physical	Possession Contests won	Clearances	Loose Ball Receptions	Pushing On	Pushing On into Pressing	Possession Regains	Possession Interrupted
1	TURNER Matt	0 / 0	0	0	0	0	0	0	0	0	0	3	0	0	9	0
2	DEST Sergino	2 / 2	5	0	8	17	0	1	0	1	3	2	30	18	4	5
3	ZIMMERMAN Walker	2 / 0	3	1	2	0	0	0	0	0	6	6	2	0	6	5
4	ADAMS Tyler	5 / 2	3	2	11	31	0	1	1	3	4	6	43	16	6	5
5	ROBINSON Antonee	1 / 0	3	0	4	18	0	1	0	1	3	8	38	9	3	2
6	MUSAH Yunus	5 / 1	1	1	13	27	0	2	0	2	0	4	28	15	4	1
8	McKENNIE Weston	3 / 0	2	1	5	22	0	1	0	2	2	6	36	16	2	4
10	PULISIC Christian	1 / 0	0	0	5	24	0	1	0	1	1	2	26	11	0	1
13	REAM Tim	0 / 0	2	1	4	1	0	4	0	4	5	3	9	3	9	5
19	WRIGHT Haji	1 / 0	0	0	2	72	0	1	0	1	0	1	52	32	0	1
21	WEAH Timothy	1 / 0	3	0	3	55	0	0	0	0	0	3	23	17	3	1
7	REYNA Giovanni	0 / 0	0	0	0	5	0	1	0	1	0	0	3	2	0	0
11	AARONSON Brenden	1 / 1	1	0	1	13	0	0	0	0	0	0	9	9	1	0
18	MOORE Shaq	1 / 0	0	0	2	2	0	0	0	0	1	1	8	3	0	0
24	SARGENT Josh	1 / 0	0	0	1	2	0	0	0	0	0	0	4	2	0	1





FIFA WORLD CUP  
Qatar 2022



# INDIVIDUAL DATA PHYSICAL



England v USA



## Physical Data

England



#	Player	Total Distance (m)	Zone 1: 0-7 km/h (m)	Zone 2: 7-15 km/h (m)	Zone 3: 15-20 km/h (m)	Zone 4: 20-25 km/h (m)	Zone 5: 25+ km/h (m)	High Speed Runs	Sprints	Top Speed (km/h)
1	PICKFORD Jordan	4894.2	3755.4	1016.5	106.2	15.7	0	15	2	22.9
3	SHAW Luke	10245.0	3799.9	4198.4	1228.4	696.7	321.7	115	51	32.4
4	RICE Declan	12086.8	3182.5	6082.1	2046.3	617.6	158.3	181	47	30.8
5	STONES John	9900.4	3624.5	4113.6	1539.5	494.0	127.7	137	40	29.4
6	MAGUIRE Harry	9754.0	3598.2	4615.6	1055.4	372.6	111.2	93	32	28.5
9	KANE Harry	10314.3	3773.0	4952.9	1061.3	402.3	125.8	90	28	33.0
10	STERLING Raheem	7707.0	3025.0	2749.1	1160.7	532.6	240.5	104	41	32.7
12	TRIPPIER Kieran	10833.6	3584.8	4835.0	1336.9	775.7	302.3	121	52	31.3
17	SAKA Bukayo	8881.8	3209.9	3494.1	1234.6	589.7	353.5	104	47	32.3
19	MOUNT Mason	11038.2	3548.8	4611.8	1618.2	853.3	406.2	134	62	32.2
22	BELLINGHAM Jude	8630.0	2719.3	3408.9	1525.8	851.8	123.4	121	56	32.2
7	GREALISH Jack	2984.8	956.6	1199.6	540.8	219.1	68.9	43	18	29.1
8	HENDERSON Jordan	3205.9	1090.7	1109.3	590.5	314.2	101.3	50	23	28.1
11	RASHFORD Marcus	1917.7	566.1	796.4	295.9	137.3	122.0	27	14	33.8

## Physical Data



#	Player	Total Distance (m)	Zone 1: 0-7 km/h (m)	Zone 2: 7-15 km/h (m)	Zone 3: 15-20 km/h (m)	Zone 4: 20-25 km/h (m)	Zone 5: 25+ km/h (m)	High Speed Runs	Sprints	Top Speed (km/h)
1	TURNER Matt	5061.2	3940.6	941.9	105.3	60.2	12.7	13	6	27.4
2	DEST Sergino	8976.9	2590.7	4413.9	1227.1	592.5	152.6	106	45	32.7
3	ZIMMERMAN Walker	9945.8	3280.1	5152.9	1187.5	282.5	42.8	104	27	33.0
4	ADAMS Tyler	11706.2	3325.7	4979.8	2295.6	760.9	343.0	194	67	32.0
5	ROBINSON Antonee	10532.2	3877.9	4039.1	1400.8	705.7	508.7	141	68	34.4
6	MUSAH Yunus	12033.3	3640.1	5076.8	2245.4	889.3	181.7	183	63	31.1
8	McKENNIE Weston	9608.7	3057.5	4396.9	1350.0	600.5	203.7	125	42	30.7
10	PULISIC Christian	11847.5	3605.2	5263.9	1773.6	869.6	335.3	155	59	33.0
13	REAM Tim	9545.0	3843.8	3986.0	1295.3	369.4	50.6	109	31	27.5
19	WRIGHT Haji	10313.0	2782.5	5019.3	1850.2	571.3	88.7	161	45	32.2
21	WEAH Timothy	9860.0	2904.7	4439.9	1506.6	712.9	296.8	126	54	34.6
7	REYNA Giovanni	1550.9	334.7	771.6	331.6	99.9	13.0	26	8	27.7
11	AARONSON Brenden	2367.1	530.9	1110.2	439.8	258.0	28.2	36	15	28.5
18	MOORE Shaq	2021.1	609.4	844.0	343.6	162.1	61.8	30	17	29.1
24	SARGENT Josh	1452.6	371.3	627.1	264.7	148.2	41.4	25	12	27.7



FIFA WORLD CUP  
Qatar 2022

