




# Brazil 2 - 0 Serbia

Group G – Match 16  
24 November 2022  
22:00 Kick Off  
Lusail Stadium



# POST MATCH SUMMARY REPORT

# Match Summary - Teams



## Brazil



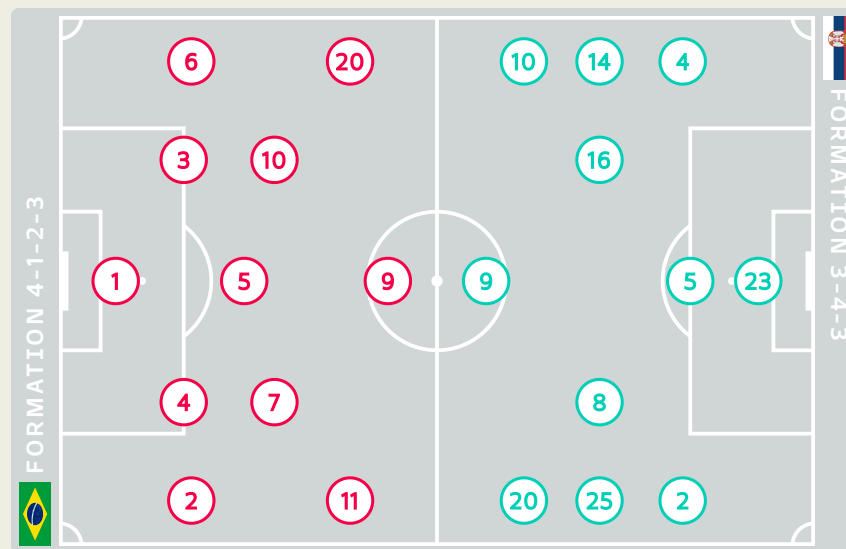
## Serbia

### STARTING

1	GK	ALISSON	
2	DF	DANILO	
3	DF	THIAGO SILVA (C)	
4	DF	MARQUINHOS	
5	MF	CASEMIRO	
6	DF	ALEX SANDRO	
7	MF	LUCAS PAQUETA	↓ 75'
9	FW	RICHARLISON	⚽ 62' ⚽ 73' ↓ 79'
10	FW	NEYMAR	↓ 80'
11	FW	RAPHINHA	↓ 87'
20	FW	VINICIUS JUNIOR	↓ 76'

### SUBSTITUTES

12	GK	WEVERTON	
23	GK	EDERSON	
8	MF	FRED	↑ 75'
13	DF	DANI ALVES	
14	DF	EDER MILITAO	
15	MF	FABINHO	
16	DF	ALEX TELLES	
17	MF	BRUNO GUIMARAES	
18	FW	GABRIEL JESUS	↑ 79'
19	FW	ANTONY	↑ 80'
21	FW	RODRYGO	↑ 76'
22	MF	EVERTON RIBEIRO	
24	DF	BREMER	
25	FW	PEDRO	
26	FW	GABRIEL MARTINELLI	↑ 87'



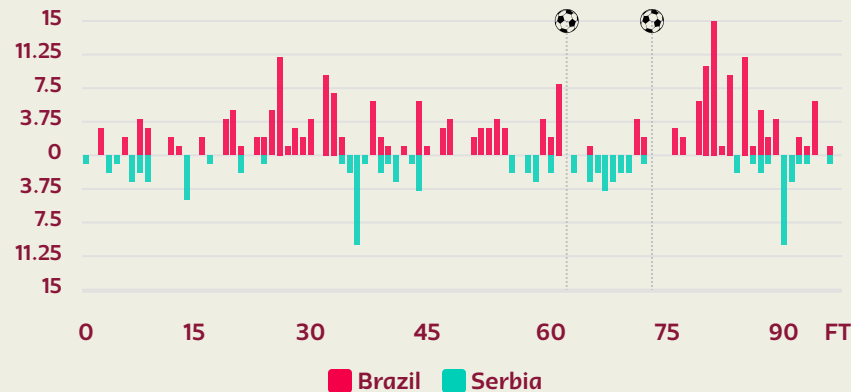
### STARTING

MILINKOVIC-SAVIC Vanja	GK	23		
7'	PAVLOVIC Strahinja	DF	2	
MILENKOVIC Nikola	DF	4		
VELJKOVIC Milos	DF	5		
↓ 57'	7'	GUDELJ Nemanja	MF	8
↓ 83'	MITROVIC Aleksandar	FW	9	
(C) TADIC Dusan	FW	10		
↓ 57'	ZIVKOVIC Andrija	MF	14	
↓ 66'	64'	LUKIC Sasa	MF	16
MILINKOVIC-SAVIC Sergej	MF	20		
↓ 66'	MLADENOVIC Filip	DF	25	

### SUBSTITUTES

DMITROVIC Marko	GK	1	
RAJKOVIC Predrag	GK	12	
ERAKOVIC Strahinja	DF	3	
↑ 83'	MAKSIMOVIC Nemanja	MF	6
↑ 57'	RADONJIC Nemanja	FW	7
JOVIC Luka	FW	11	
MITROVIC Stefan	DF	13	
BABIC Srdjan	DF	15	
KOSTIC Filip	MF	17	
↑ 66'	VLAHOVIC Dusan	FW	18
RACIC Uros	MF	19	
DJURICIC Filip	FW	21	
↑ 66'	LAZOVIC Darko	MF	22
↑ 57'	ILIC Ivan	MF	24
GRUJIC Marko	MF	26	

### Distribution in the Final Third



# Match Summary - Key Statistics



**Brazil**



**Serbia**



## Possession

	Possession			
<b>Total</b>	53.9%	11.5%	34.7%	<b>Total</b>
2	Goals			0
24 (10)	Attempts at Goal (On Target)			4 (0)
585 (526)	Total Passes (Complete)			403 (341)
90 %	Pass Completion %			85 %
126	Completed Line Breaks			73
10	Defensive Line Breaks			6
125	Receptions in the Final Third			69
19	Crosses			13
42	Ball Progressions			16
236 (41)	Defensive Pressures Applied (Direct Pressures)			338 (60)
72	Forced Turnovers			71
85	Second Balls			54
110.2 km	Total Distance Covered			115 km
15.3 km	High Speed Distance Covered			16.2 km



**Brazil**

## Phases of Play

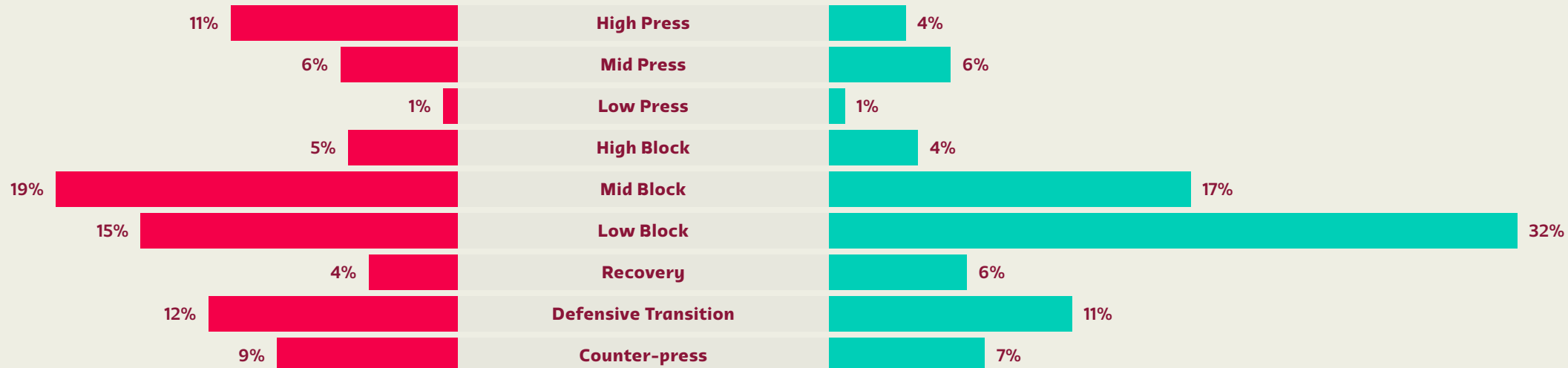
**Serbia**



### IN POSSESSION



### OUT OF POSSESSION





FIFA WORLD CUP  
Qatar 2022



# IN POSSESSION

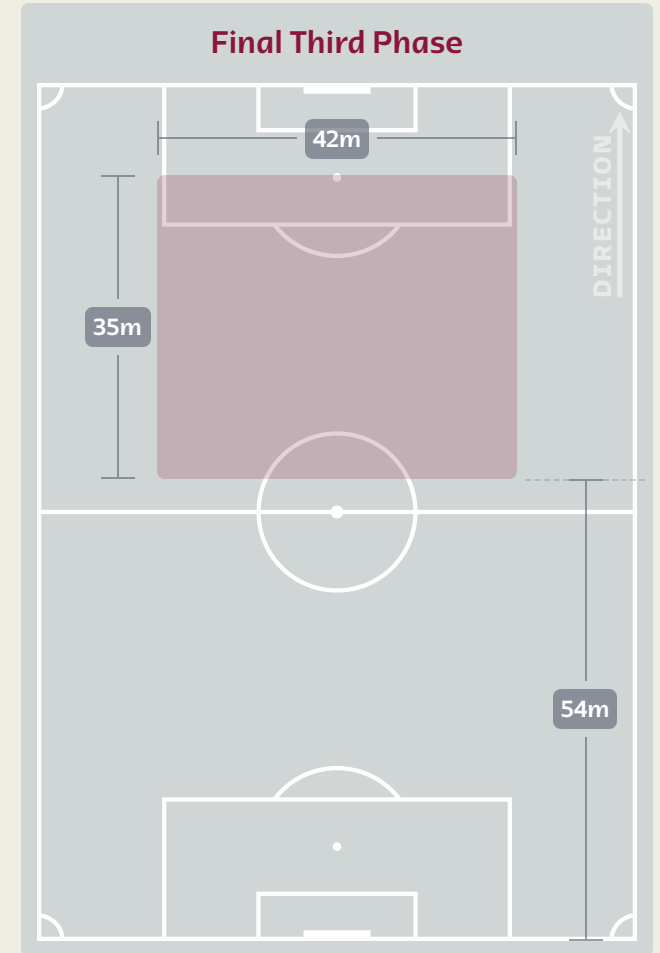
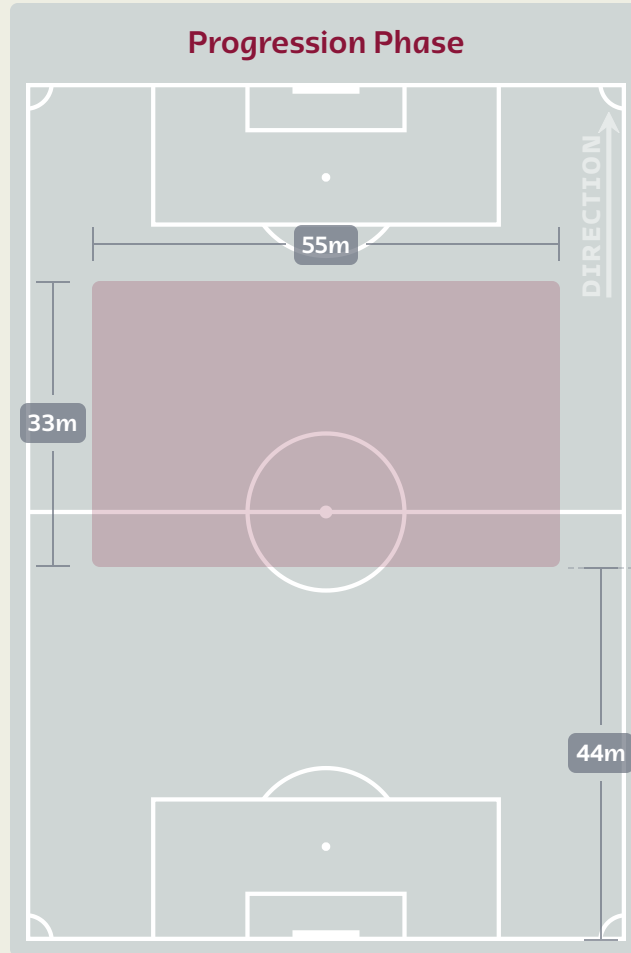
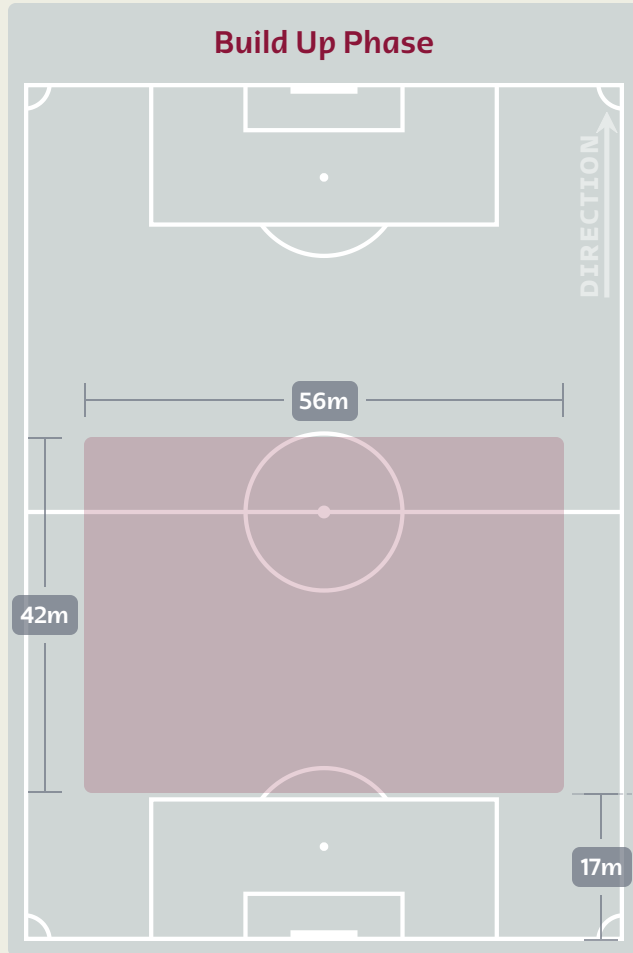


Brazil v Serbia



# In Possession Line Height & Team Length

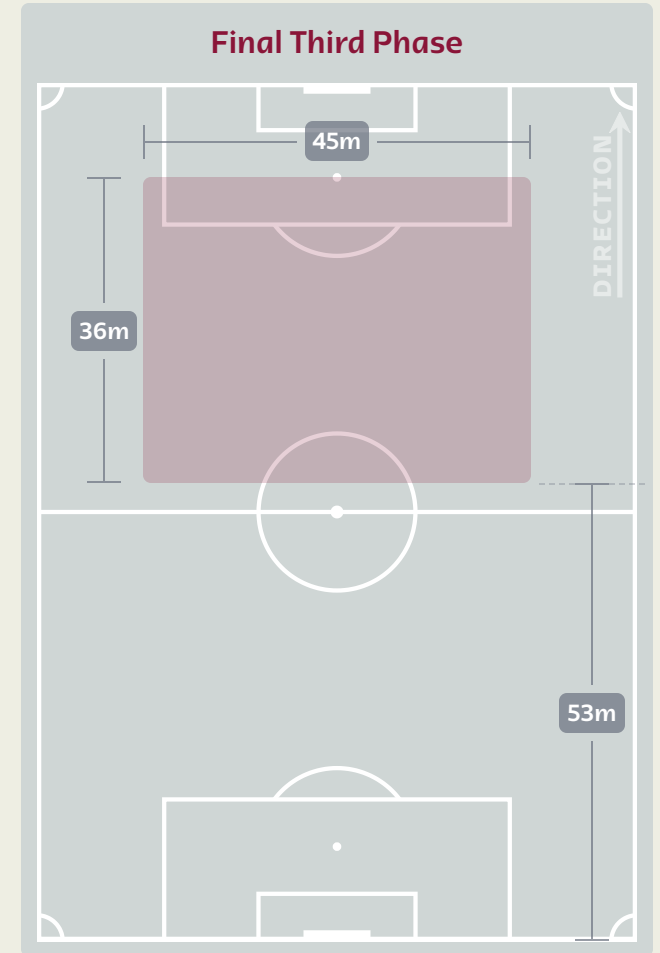
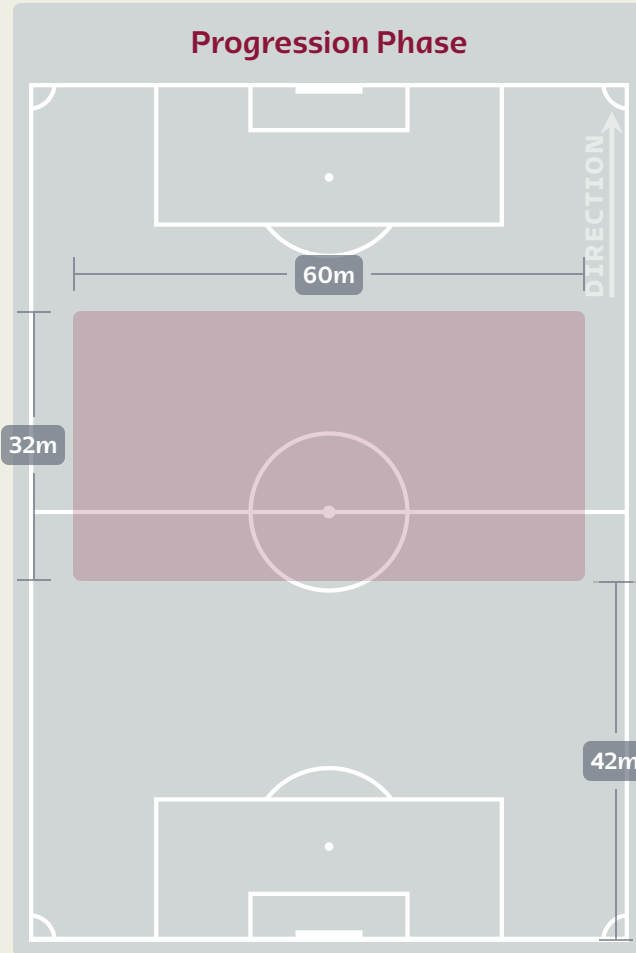
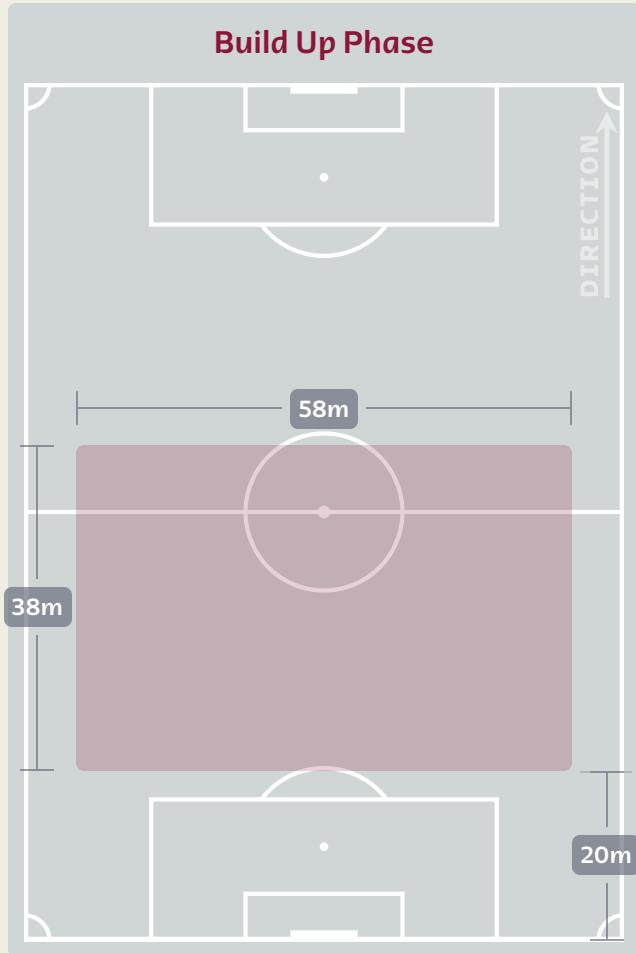
**Brazil**



Serbia



# In Possession Line Height & Team Length



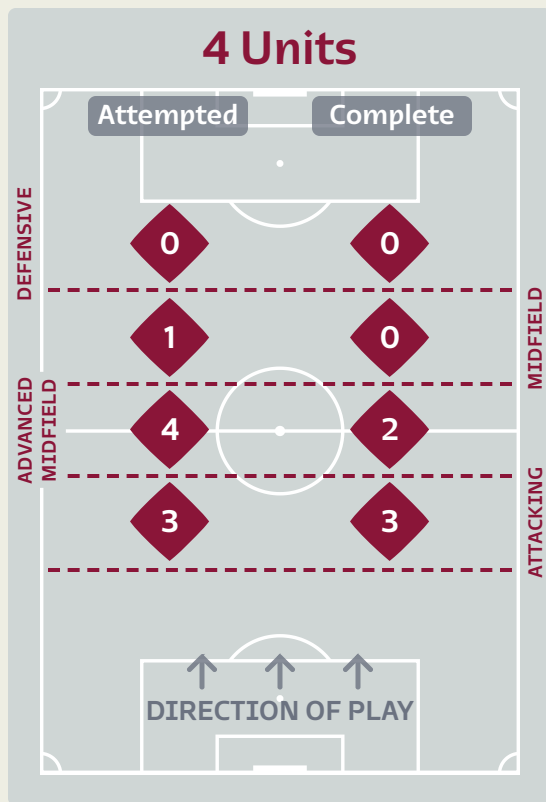
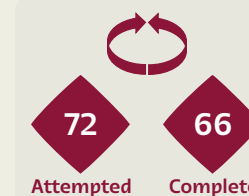
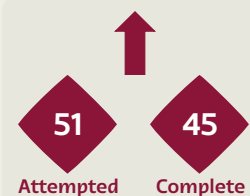
# Line Breaks



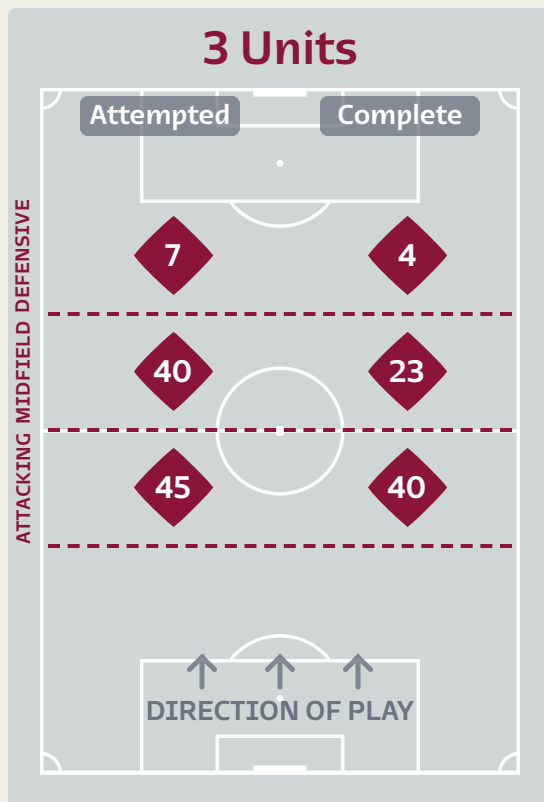
**Brazil**

Attempted Line Breaks

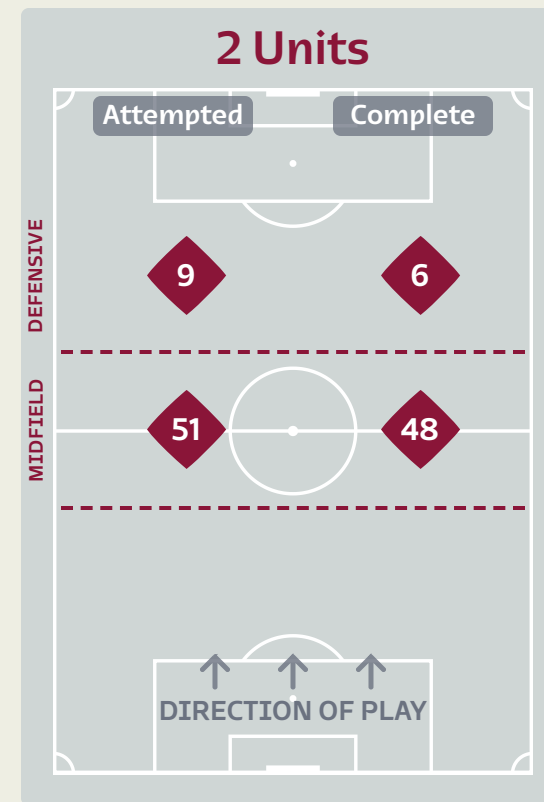
**160**



Attempted Line Breaks	<b>8</b>
Inside Shape	5
Outside Shape	3



Attempted Line Breaks	<b>92</b>
Inside Shape	48
Outside Shape	44



Attempted Line Breaks	<b>60</b>
Inside Shape	24
Outside Shape	36



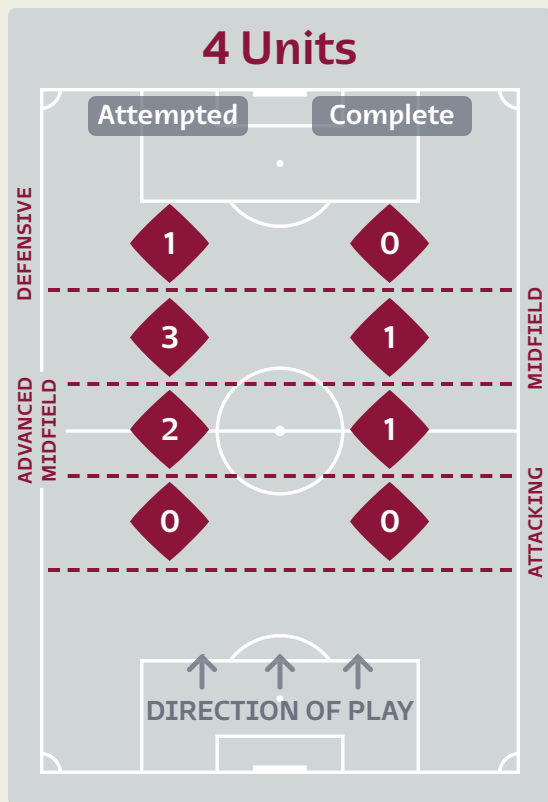
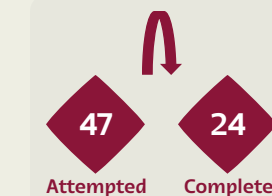
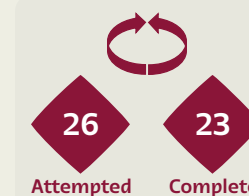
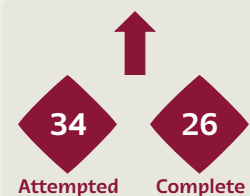
# Line Breaks



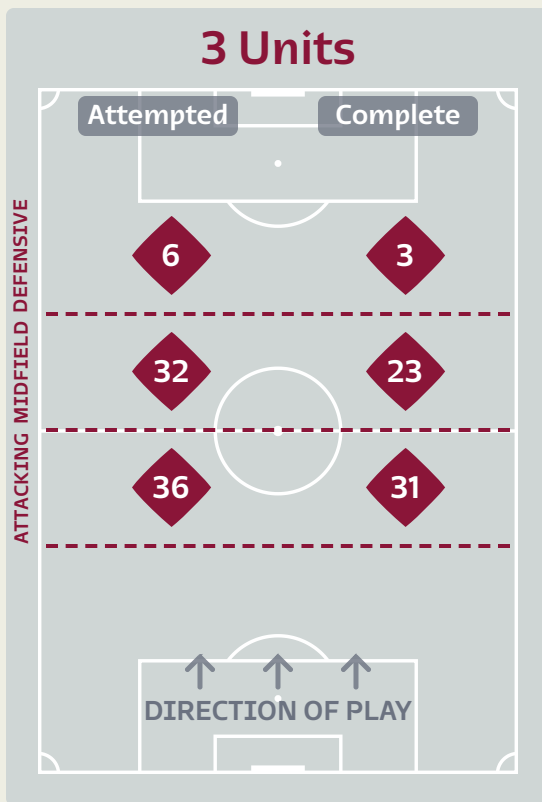
Serbia

Attempted Line Breaks

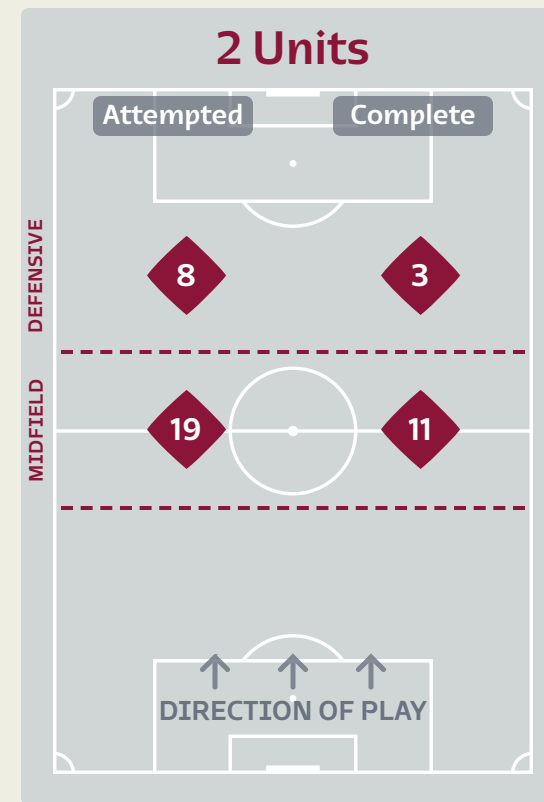
107



Attempted Line Breaks	6
Inside Shape	5
Outside Shape	1



Attempted Line Breaks	74
Inside Shape	42
Outside Shape	32



Attempted Line Breaks	27
Inside Shape	17
Outside Shape	10

## Line Breaks



					4 Units				3 Units			2 Units		Direction			Distribution Type		
#	Player	Line Breaks Attempted	Line Breaks Completed	Line Break Completion %	Attacking Line	Attacking Midfield Line	Midfield Line	Defensive Line	Attacking Line	Midfield Line	Defensive Line	Midfield Line	Defensive Line	Through	Around	Over	Pass	Cross	Ball Progression
1	ALISSON	5	2	40%	1	1	0	0	2	1	0	0	0	1	0	4	5	0	0
2	DANILO	23	16	69%	0	0	1	0	9	7	0	5	1	2	12	9	22	1	0
3	THIAGO SILVA	21	19	90%	2	1	0	0	12	3	0	2	1	10	6	5	21	0	0
4	MARQUINHOS	10	8	80%	0	0	0	0	4	2	0	3	1	3	4	3	10	0	0
5	CASEMIRO	22	19	86%	0	0	0	0	4	4	2	12	0	12	5	5	22	0	0
6	ALEX SANDRO	28	23	82%	0	1	0	0	10	6	0	11	0	3	18	7	26	1	1
7	LUCAS PAQUETA	11	9	81%	0	0	0	0	2	4	0	4	1	6	4	1	11	0	0
9	RICHARLISON	4	2	50%	0	0	0	0	0	1	1	1	1	4	0	0	4	0	0
10	NEYMAR	14	11	78%	0	0	0	0	0	4	0	9	1	4	10	0	13	0	1
11	RAPHINHA	5	4	80%	0	1	0	0	0	2	0	0	2	2	2	1	5	0	0
20	VINICIUS JUNIOR	2	1	50%	0	0	0	0	0	0	0	1	1	0	1	1	1	0	1
8	FRED	4	1	25%	0	0	0	0	1	1	2	0	0	2	1	1	4	0	0
18	GABRIEL JESUS	0	0	0%	0	0	0	0	0	0	0	0	0	0	0	0	0	0	0
19	ANTONY	4	4	100%	0	0	0	0	0	3	0	1	0	0	4	0	4	0	0
21	RODRYGO	6	6	100%	0	0	0	0	1	2	1	2	0	2	4	0	5	0	1
26	GABRIEL MARTINELLI	1	1	100%	0	0	0	0	0	0	1	0	0	0	1	0	0	0	1

## Line Breaks



					4 Units				3 Units			2 Units		Direction			Distribution Type		
#	Player	Line Breaks Attempted	Line Breaks Completed	Line Break Completion %	Attacking Line	Attacking Midfield Line	Midfield Line	Defensive Line	Attacking Line	Midfield Line	Defensive Line	Midfield Line	Defensive Line	Through	Around	Over	Pass	Cross	Ball Progression
23	MILINKOVIC-SAVIC Vanja	20	12	60%	0	0	0	0	6	8	2	3	1	2	1	17	20	0	0
2	PAVLOVIC Strahinja	10	7	70%	0	0	2	0	4	4	0	0	0	3	4	3	8	0	2
4	MILENKOVIC Nikola	9	8	88%	0	0	1	0	6	2	0	0	0	3	3	3	9	0	0
5	VELJKOVIC Milos	7	7	100%	0	0	0	0	3	2	0	2	0	3	2	2	7	0	0
8	GUDELJ Nemanja	9	8	88%	0	0	0	0	5	1	0	3	0	5	3	1	9	0	0
9	MITROVIC Aleksandar	3	3	100%	0	1	0	0	0	0	2	0	0	0	0	3	3	0	0
10	TADIC Dusan	9	4	44%	0	0	0	0	0	5	0	2	2	2	2	5	8	1	0
14	ZIVKOVIC Andrija	6	2	33%	0	0	0	0	3	2	1	0	0	1	1	4	5	1	0
16	LUKIC Sasa	7	6	85%	0	0	0	0	4	2	0	1	0	5	2	0	7	0	0
20	MILINKOVIC-SAVIC Sergej	11	8	72%	0	0	0	0	1	3	1	4	2	6	1	4	11	0	0
25	MLADENOVIC Filip	7	3	42%	0	0	0	0	2	3	0	2	0	2	1	4	7	0	0
6	MAKSIMOVIC Nemanja	0	0	0%	0	0	0	0	0	0	0	0	0	0	0	0	0	0	0
7	RADONJIC Nemanja	5	2	40%	0	1	0	1	0	0	0	0	3	0	4	1	2	0	3
18	VLAHOVIC Dusan	0	0	0%	0	0	0	0	0	0	0	0	0	0	0	0	0	0	0
22	LAZOVIC Darko	2	1	50%	0	0	0	0	0	0	0	2	0	2	0	0	2	0	0
24	ILIC Ivan	2	2	100%	0	0	0	0	2	0	0	0	0	0	2	0	2	0	0

# Passing Networks



#	Passes From ↓ to →	ALISSON	DANILO	THIAGO SILVA	MARQUINHOS	CASEMIRO	ALEX SANDRO	LUCAS PAQUETA	RICHARLISON	NEYMAR	RAPHINHA	VINICIUS JUNIOR	FRED	GABRIEL JESUS	ANTONY	RODRYGO	GABRIEL MARTINELLI
1	ALISSON	0	2	5	3	1	5	1	0	2	0	0	0	0	0	0	0
2	DANILO	3	0	8	9	5	2	6	1	4	10	0	3	0	2	1	0
3	THIAGO SILVA	0	15	0	7	6	15	3	0	9	1	6	1	0	1	1	0
4	MARQUINHOS	2	10	15	0	6	11	3	0	2	5	0	3	0	1	1	0
5	CASEMIRO	0	9	4	9	0	8	4	2	8	3	4	0	0	5	2	0
6	ALEX SANDRO	3	3	14	8	10	0	5	0	11	0	8	1	1	1	4	1
7	LUCAS PAQUETA	0	4	1	0	6	5	0	1	3	5	2	0	0	0	0	0
9	RICHARLISON	0	1	0	1	0	0	0	0	5	3	1	0	0	0	0	0
10	NEYMAR	1	2	1	2	6	8	3	3	0	0	4	0	0	0	0	0
11	RAPHINHA	0	4	2	2	4	3	4	3	2	0	0	1	0	0	0	0
20	VINICIUS JUNIOR	0	0	4	1	4	4	2	0	4	0	0	0	0	0	0	0
8	FRED	0	4	1	1	2	0	0	0	0	0	0	0	1	0	2	0
18	GABRIEL JESUS	0	0	0	1	0	0	0	0	0	1	0	0	0	2	0	1
19	ANTONY	0	2	1	1	1	4	0	0	0	0	0	0	2	0	2	0
21	RODRYGO	0	3	0	0	1	1	0	0	0	1	0	2	1	2	0	1
26	GABRIEL MARTINELLI	0	0	0	0	0	0	0	0	0	0	0	0	1	0	0	0

Top 5 Player to Player Passers		
Player	Passed To	% of Total Team Passes
THIAGO SILVA	DANILO	3%
THIAGO SILVA	ALEX SANDRO	3%
MARQUINHOS	THIAGO SILVA	3%
ALEX SANDRO	THIAGO SILVA	2.8%
MARQUINHOS	ALEX SANDRO	2.2%

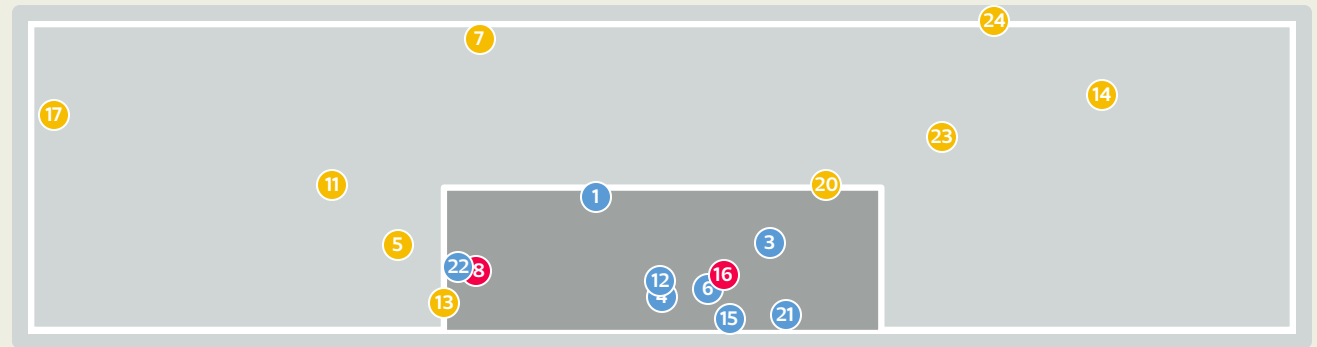
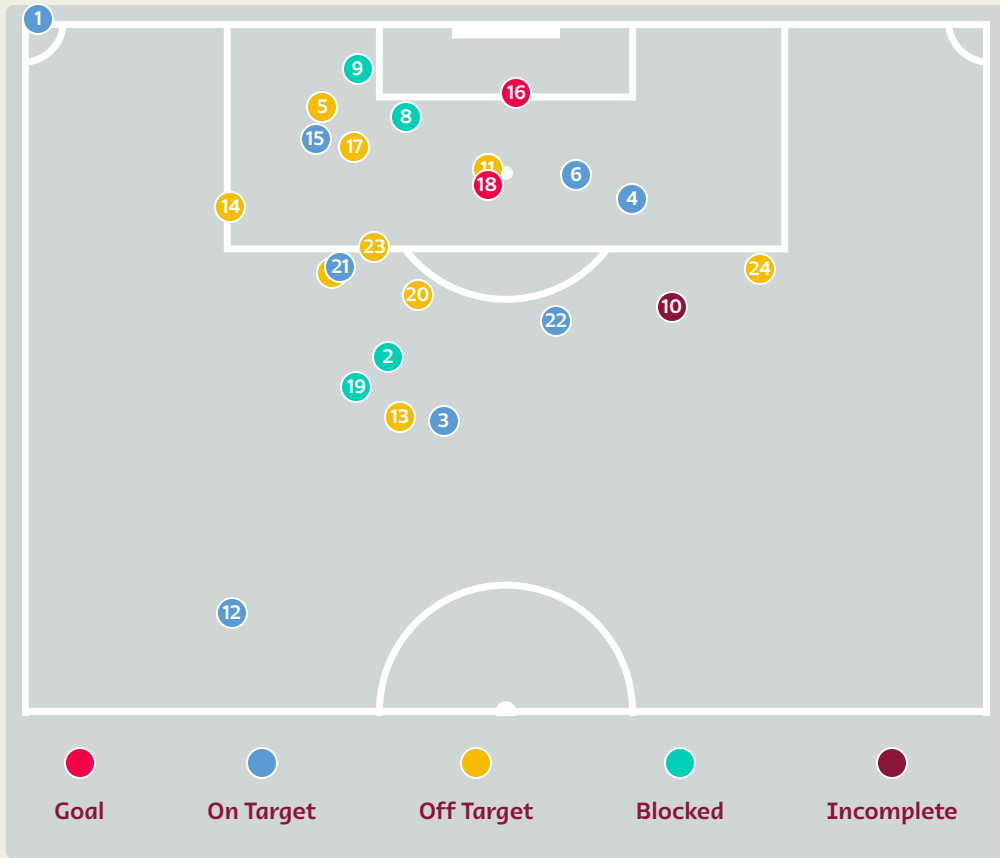
# Passing Networks



#	Passes From ↓ to →	MILINKOVIC-SAVIC Vanja	PAVLOVIC Strahinja	MILENKOVIC Nikola	VELJKOVIC Milos	GUDELJ Nemanja	MITROVIC Aleksandar	TADIC Dusan	ZIVKOVIC Andrija	LUKIC Sasa	MILINKOVIC-SAVIC Sergej	MLADENOVIC Filip	MAKSIMOVIC Nemanja	RADONJIC Nemanja	VLAHOVIC Dusan	LAZOVIC Darko	ILIC Ivan
23	MILINKOVIC-SAVIC Vanja	6	5	4	7	1	5	1	1	1	2	2	0	2	0	0	2
2	PAVLOVIC Strahinja	6	6	2	5	2	1	2	0	1	2	2	0	4	0	0	1
4	MILENKOVIC Nikola	2	5	6	6	1	0	4	1	3	2	3	2	1	1	2	3
5	VELJKOVIC Milos	7	5	4	7	5	2	1	1	3	0	2	2	0	1	0	3
8	GUDELJ Nemanja	0	3	3	5	6	1	1	1	4	7	1	0	0	0	0	0
9	MITROVIC Aleksandar	0	1	0	0	2	6	3	2	3	5	0	0	0	0	0	1
10	TADIC Dusan	0	1	3	3	0	1	6	3	2	3	0	0	0	0	0	3
14	ZIVKOVIC Andrija	0	0	2	2	2	1	4	6	1	2	0	0	0	0	0	0
16	LUKIC Sasa	1	5	3	3	4	3	1	4	6	2	0	0	0	0	0	0
20	MILINKOVIC-SAVIC Sergej	0	2	2	0	4	1	4	6	2	6	3	0	0	0	2	1
25	MLADENOVIC Filip	1	2	0	1	3	1	0	0	1	2	6	0	0	0	0	1
6	MAKSIMOVIC Nemanja	0	1	1	1	0	0	0	0	0	1	0	6	1	0	0	0
7	RADONJIC Nemanja	0	1	0	0	0	0	2	0	0	2	0	0	6	0	0	1
18	VLAHOVIC Dusan	0	0	0	0	0	0	0	0	0	0	0	0	1	6	1	0
22	LAZOVIC Darko	1	0	1	1	0	0	0	0	0	0	0	0	0	2	6	2
24	ILIC Ivan	3	3	1	1	0	0	4	0	1	2	0	1	3	0	2	6

Top 5 Player to Player Passers		
Player	Passed To	% of Total Team Passes
MILINKOVIC-SAVIC Vanja	VELJKOVIC Milos	2.1%
VELJKOVIC Milos	MILINKOVIC-SAVIC Vanja	2.1%
GUDELJ Nemanja	MILINKOVIC-SAVIC Sergej	2.1%
PAVLOVIC Strahinja	MILINKOVIC-SAVIC Vanja	1.8%
MILENKOVIC Nikola	VELJKOVIC Milos	1.8%

# Attempts at Goal



Key	Outcome	Shots
●	Goals	2
●	On Target	8
●	Off Target	9
●	Blocked	4
●	Incomplete	1

Brazil



## Attempts at Goal

Time	Player	Outcome	Body Part	Delivery Type
12	10 NEYMAR	On Target - Saved	Right Foot	Other
20	10 NEYMAR	Incomplete - Blocked	Right Foot	Pass
20	5 CASEMIRO	On Target - Saved	Right Foot	Pass
34	11 RAPHINHA	On Target - Saved	Left Foot	Pass
40	20 VINICIUS JUNIOR	Off Target	Right Foot	Loose Ball
45	11 RAPHINHA	On Target - Saved	Left Foot	Loose Ball
49	10 NEYMAR	Deflected Off Target - Defensive Event	Right Foot	Freekick
50	3 THIAGO SILVA	Incomplete - Blocked	Head	Corner
50	9 RICHARLISON	Incomplete - Blocked	Right Foot	Loose Ball
53	2 DANILO	Incomplete - Defensive Event	Right Foot	Loose Ball
54	10 NEYMAR	Off Target	Left Foot	Pass
56	10 NEYMAR	On Target - Saved	Right Foot	Freekick
59	6 ALEX SANDRO	Off Target	Left Foot	Pass
59	20 VINICIUS JUNIOR	Off Target	Right Foot	Loose Ball
61	20 VINICIUS JUNIOR	On Target - Saved	Right Foot	Other
61	9 RICHARLISON	On Target - Goal	Right Foot	Other
66	20 VINICIUS JUNIOR	Off Target	Left Foot	Loose Ball

# Attempts at Goal


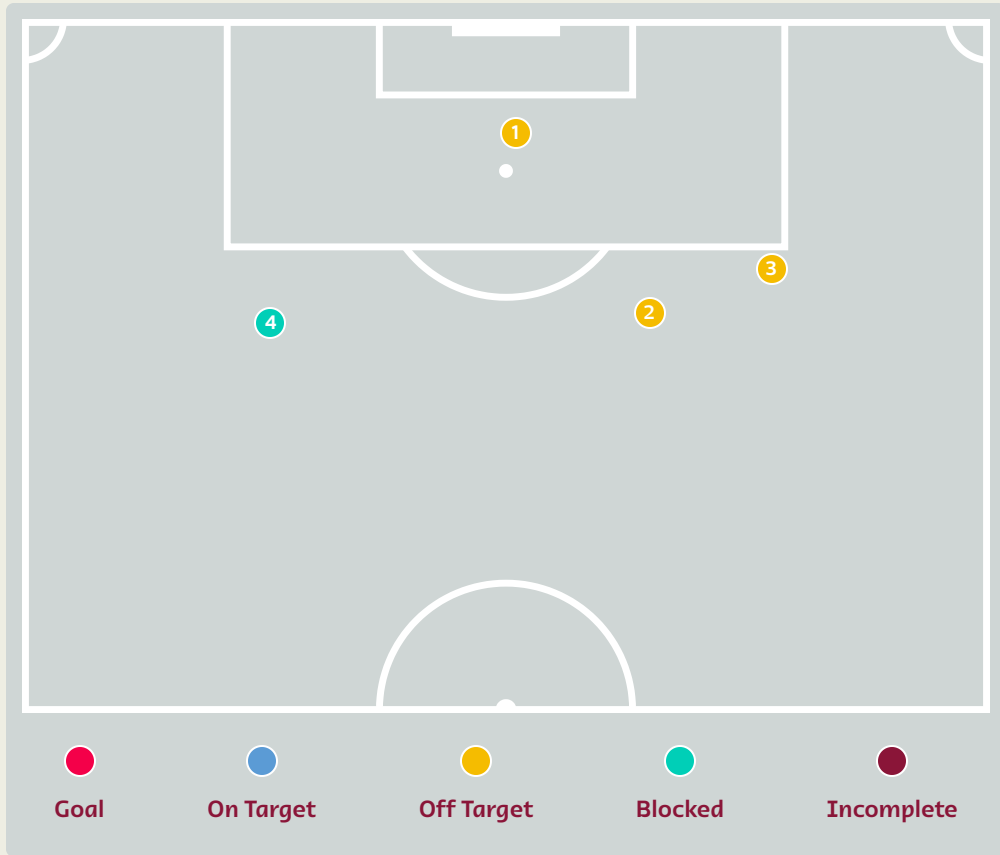
**Brazil**

Time	Player	Outcome	Body Part	Delivery Type
72	9 RICHARLISON	On Target - Goal	Right Foot	Cross
76	5 CASEMIRO	Incomplete - Blocked	Right Foot	Loose Ball
80	5 CASEMIRO	Off Target	Right Foot	Pass
81	21 RODRYGO	On Target - Saved	Right Foot	Pass
82	8 FRED	On Target - Saved	Left Foot	Pass
86	21 RODRYGO	Off Target	Right Foot	Pass
87	19 ANTONY	Off Target	Left Foot	Pass





# Attempts at Goal



Key	Outcome	Shots
	Goals	0
	On Target	0
	Off Target	3
	Blocked	1
	Incomplete	0

# Attempts at Goal

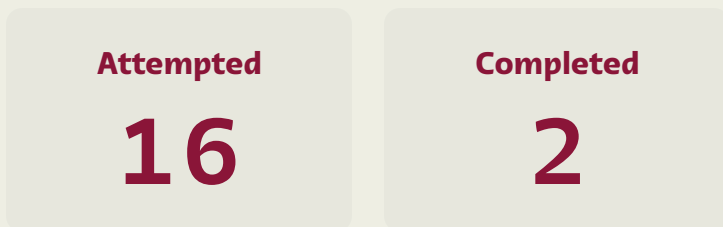
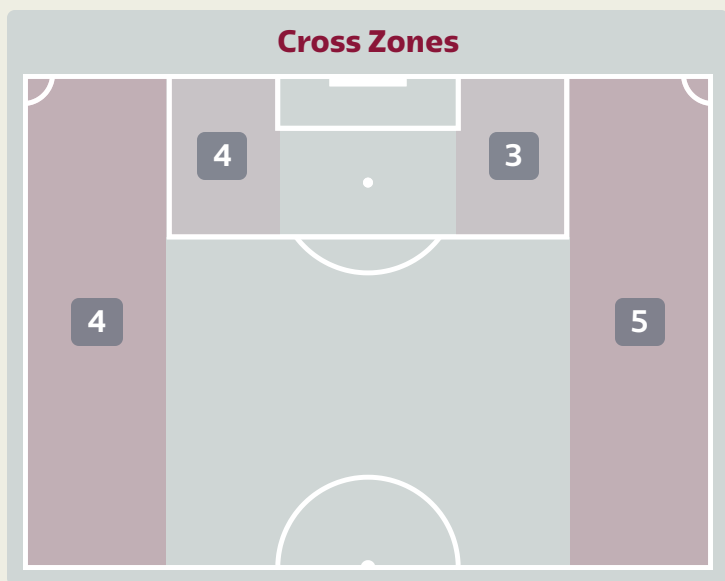
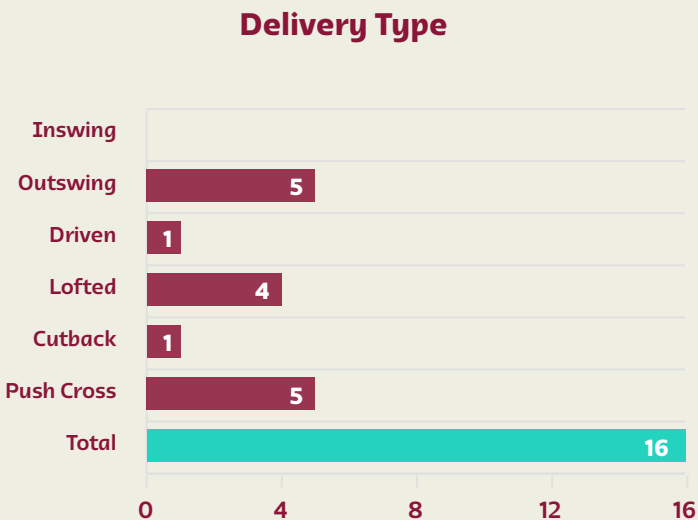
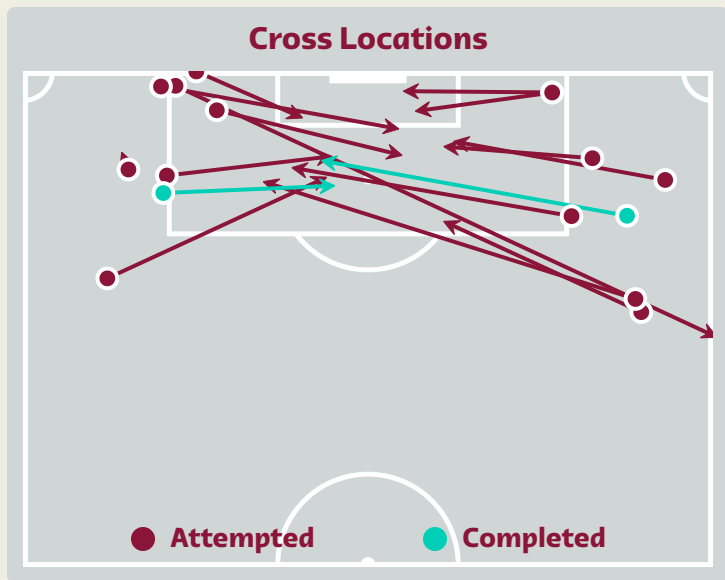


Time	Player	Outcome	Body Part	Delivery Type
68	2 PAVLOVIC Strahinja	Off Target	Head	Corner
69	22 LAZOVIC Darko	Off Target	Right Foot	Loose Ball
84	4 MILENKOVIC Nikola	Deflected Off Target - Defensive Event	Right Foot	Tackle
97	7 RADONJIC Nemanja	Incomplete - Blocked	Right Foot	Pass

**Brazil**



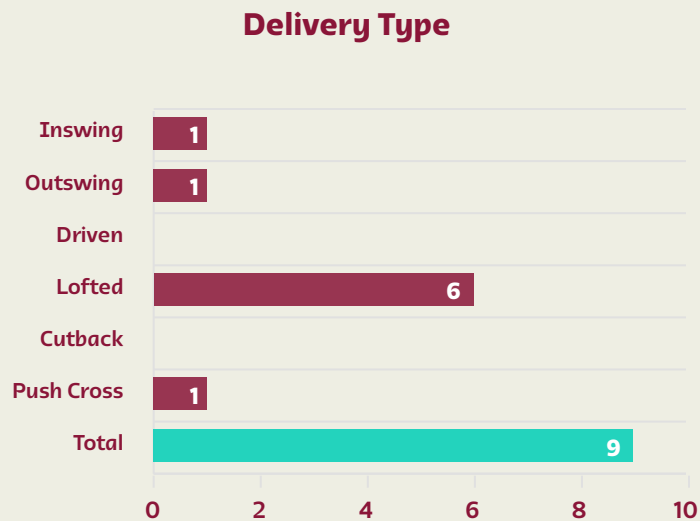
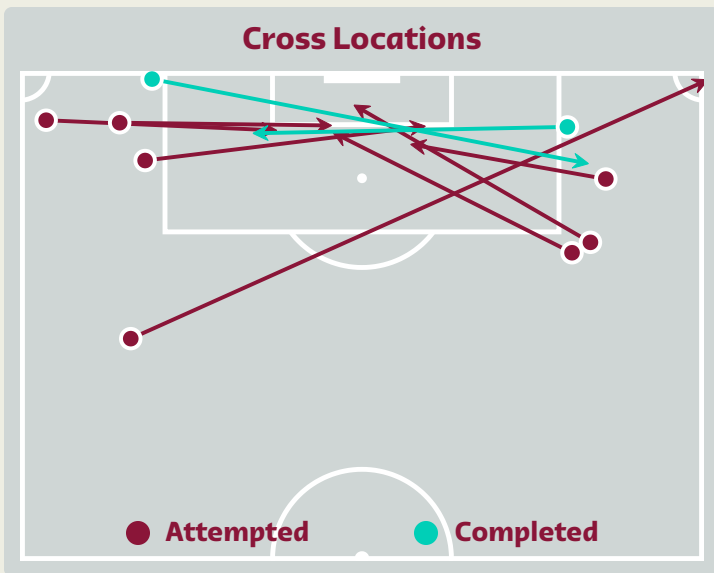
# Crosses (Open Play)



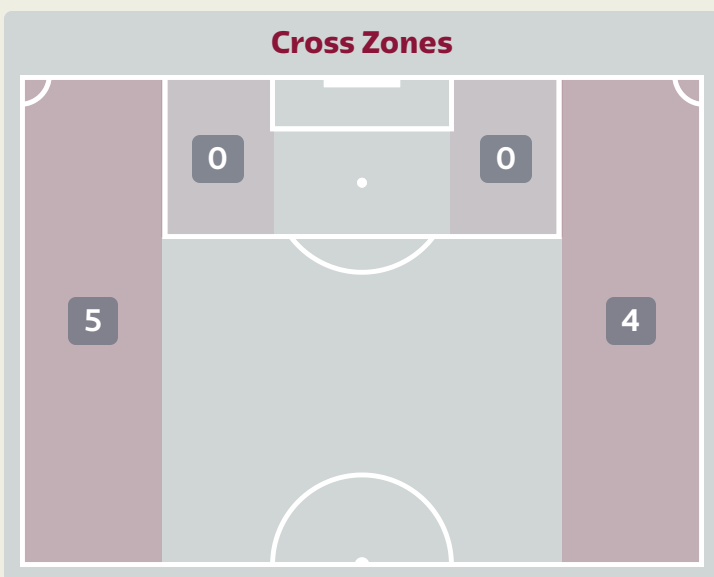
#	Player	Inswing	Outswing	Driven	Lofted	Cutback	Push Cross	Total Attempted
1	ALISSON	0	0	0	0	0	0	0
2	DANILO	0	2	0	2	0	0	4
3	THIAGO SILVA	0	0	0	0	0	0	0
4	MARQUINHOS	0	0	0	0	0	0	0
5	CASEMIRO	0	0	0	0	0	0	0
6	ALEX SANDRO	0	1	0	0	0	0	1
7	LUCAS PAQUETA	0	0	0	0	0	1	1
9	RICHARLISON	0	0	0	0	0	0	0
10	NEYMAR	0	0	0	1	0	0	1
11	RAPHINHA	0	1	0	0	0	2	3
20	VINICIUS JUNIOR	0	1	0	1	0	1	3
8	FRED	0	0	0	0	0	0	0
18	GABRIEL JESUS	0	0	1	0	0	0	1
19	ANTONY	0	0	0	0	0	0	0
21	RODRYGO	0	0	0	0	0	1	1
26	GABRIEL MARTINELLI	0	0	0	0	1	0	1



# Crosses (Open Play)



#	Player	Inswing	Outswing	Driven	Lofted	Cutback	Push Cross	Total Attempted
23	MILINKOVIC-SAVIC Vanja	0	0	0	0	0	0	0
2	PAVLOVIC Strahinja	0	0	0	0	0	0	0
4	MILENKOVIC Nikola	0	0	0	0	0	0	0
5	VELJKOVIC Milos	0	0	0	0	0	0	0
8	GUDELJ Nemanja	0	0	0	0	0	0	0
9	MITROVIC Aleksandar	0	0	0	0	0	0	0
10	TADIC Dusan	0	0	0	4	0	0	4
14	ZIVKOVIC Andrija	1	0	0	1	0	0	2
16	LUKIC Sasa	0	0	0	0	0	0	0
20	MILINKOVIC-SAVIC Sergej	0	0	0	0	0	0	0
25	MLADENOVIC Filip	0	1	0	0	0	0	1
6	MAKSIMOVIC Nemanja	0	0	0	0	0	0	0
7	RADONJIC Nemanja	0	0	0	1	0	1	2
18	VLAHOVIC Dusan	0	0	0	0	0	0	0
22	LAZOVIC Darko	0	0	0	0	0	0	0
24	ILIC Ivan	0	0	0	0	0	0	0



Attempted

**9**

Completed

**2**

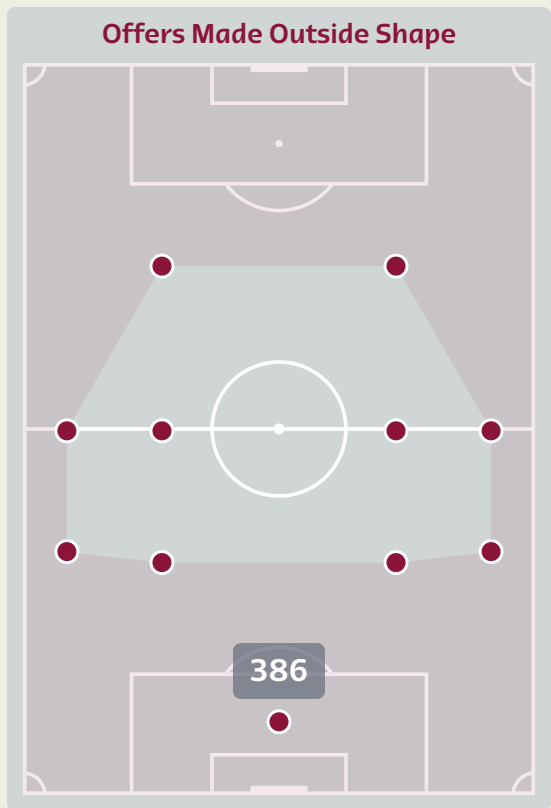
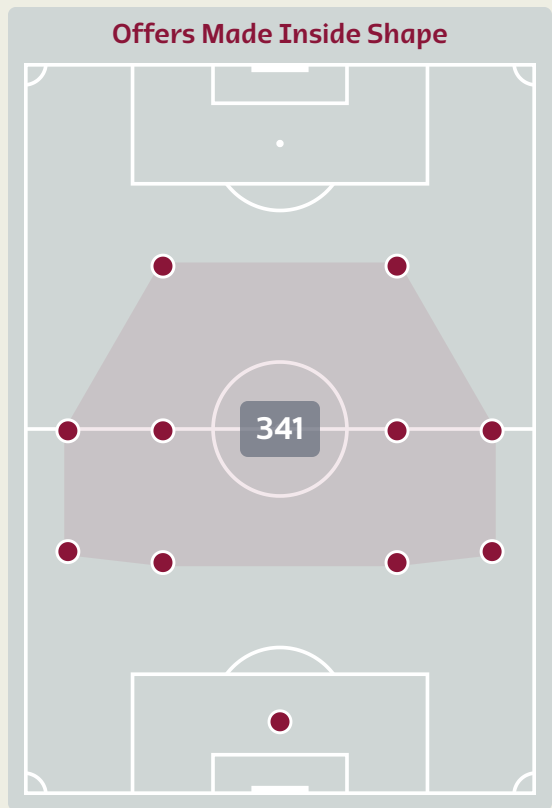
Most Crosses Attempted

**4**

**TADIC Dusan**  
RIGHT WINGER



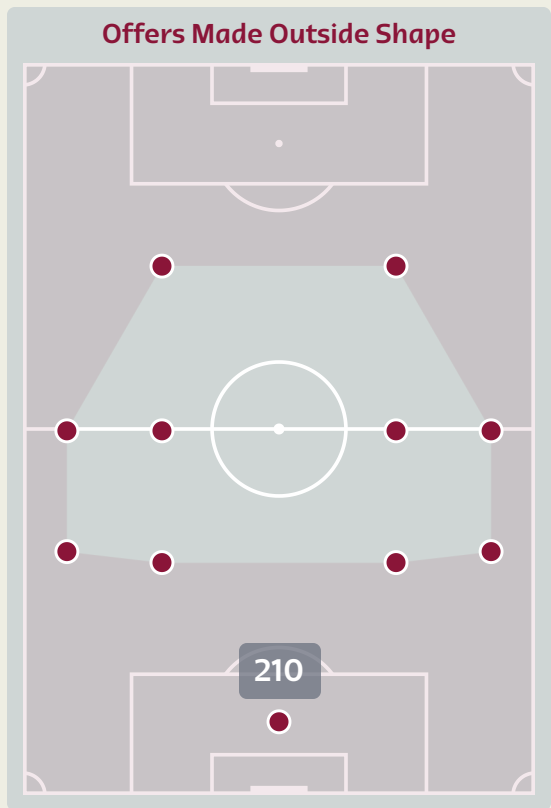
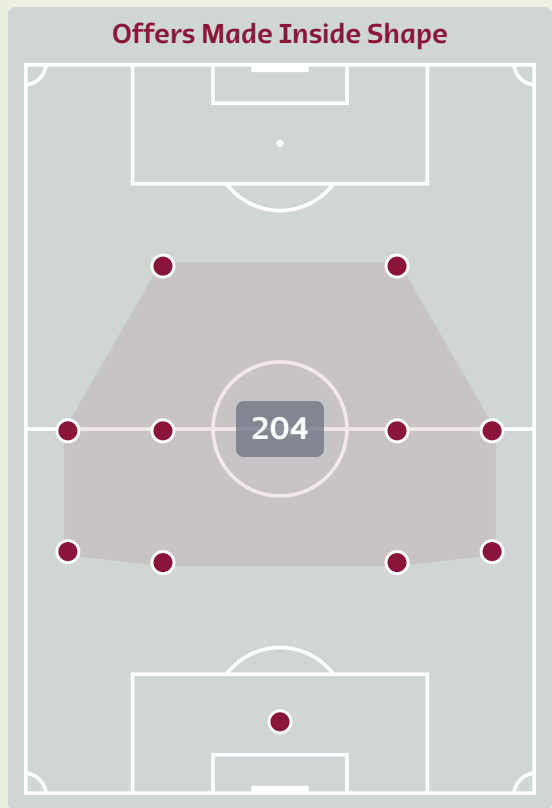
# Offering to Receive



#	Player	Offers Made	Offers Received	% Made & Received
1	ALISSON	5	4	80%
2	DANILO	55	25	45.5%
3	THIAGO SILVA	30	14	46.7%
4	MARQUINHOS	73	33	45.2%
5	CASEMIRO	88	35	39.8%
6	ALEX SANDRO	53	29	54.7%
7	LUCAS PAQUETA	60	20	33.3%
9	RICHARLISON	41	7	17.1%
10	NEYMAR	86	34	39.5%
11	RAPHINHA	86	20	23.3%
20	VINICIUS JUNIOR	58	14	24.1%
8	FRED	27	9	33.3%
18	GABRIEL JESUS	15	4	26.7%
19	ANTONY	17	7	41.2%
21	RODRYGO	28	8	28.6%
26	GABRIEL MARTINELLI	5	2	40%



# Offering to Receive



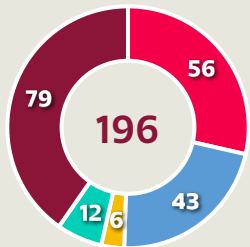
#	Player	Offers Made	Offers Received	% Made & Received
23	MILINKOVIC-SAVIC Vanja	9	6	66.7%
2	PAVLOVIC Strahinja	32	18	56.2%
4	MILENKOVIC Nikola	30	9	30%
5	VELJKOVIC Milos	27	18	66.7%
8	GUDELJ Nemanja	35	13	37.1%
9	MITROVIC Aleksandar	37	10	27%
10	TADIC Dusan	48	14	29.2%
14	ZIVKOVIC Andrija	22	11	50%
16	LUKIC Sasa	35	13	37.1%
20	MILINKOVIC-SAVIC Sergej	33	14	42.4%
25	MLADENOVIC Filip	29	6	20.7%
6	MAKSIMOVIC Nemanja	6	2	33.3%
7	RADONJIC Nemanja	15	5	33.3%
18	VLAHOVIC Dusan	17	3	17.6%
22	LAZOVIC Darko	15	4	26.7%
24	ILIC Ivan	24	6	25%



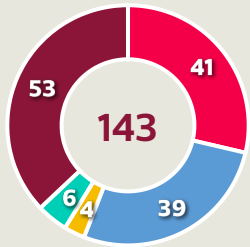
# Movement to Receive

## Movement Types by Phase

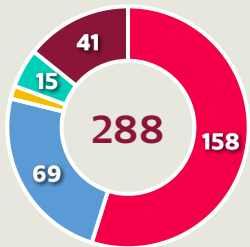
### Final Third Phase



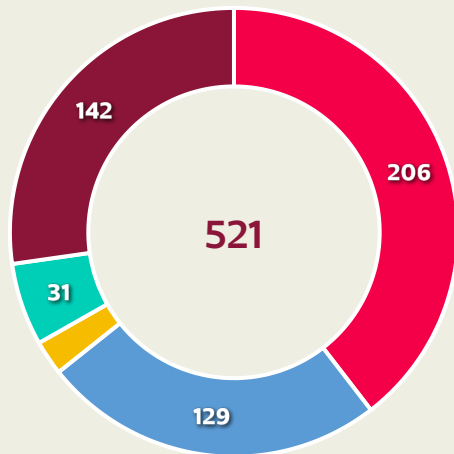
### Progression Phase



### Build Up Phase



## All Movement Types

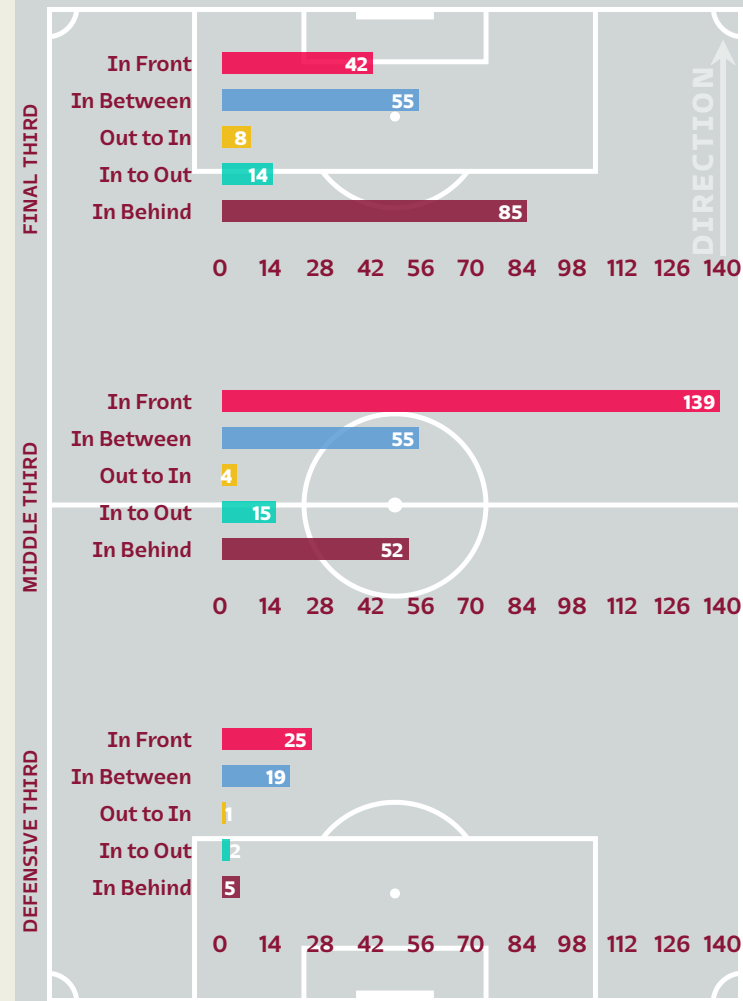


- In Front
- In Between
- Out to In
- In to Out
- In Behind

## Top Ranked Players

Type	Player	Movements
In Front	5 CASEMIRO	62
In Between	10 NEYMAR	31
Out to In	11 RAPHINHA	4
In to Out	10 NEYMAR	9
In Behind	11 RAPHINHA	40

## Movement Types Pitch Third

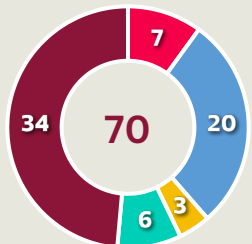




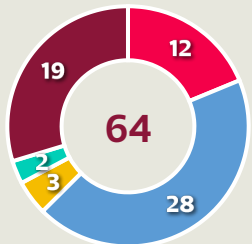
# Movement to Receive

## Movement Types by Phase

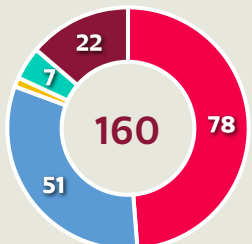
### Final Third Phase



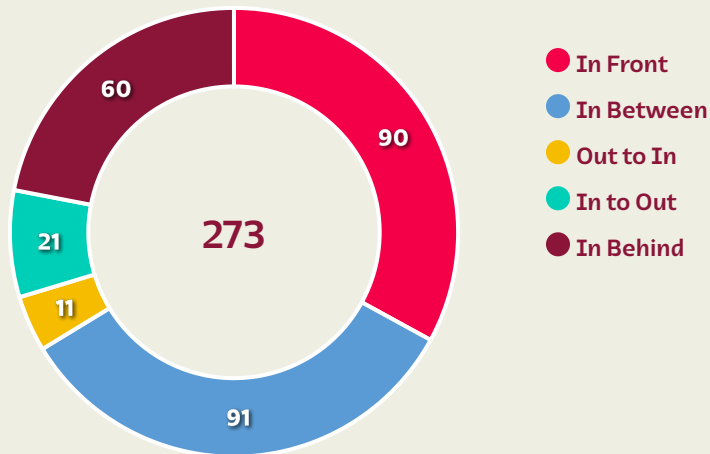
### Progression Phase



### Build Up Phase



## All Movement Types

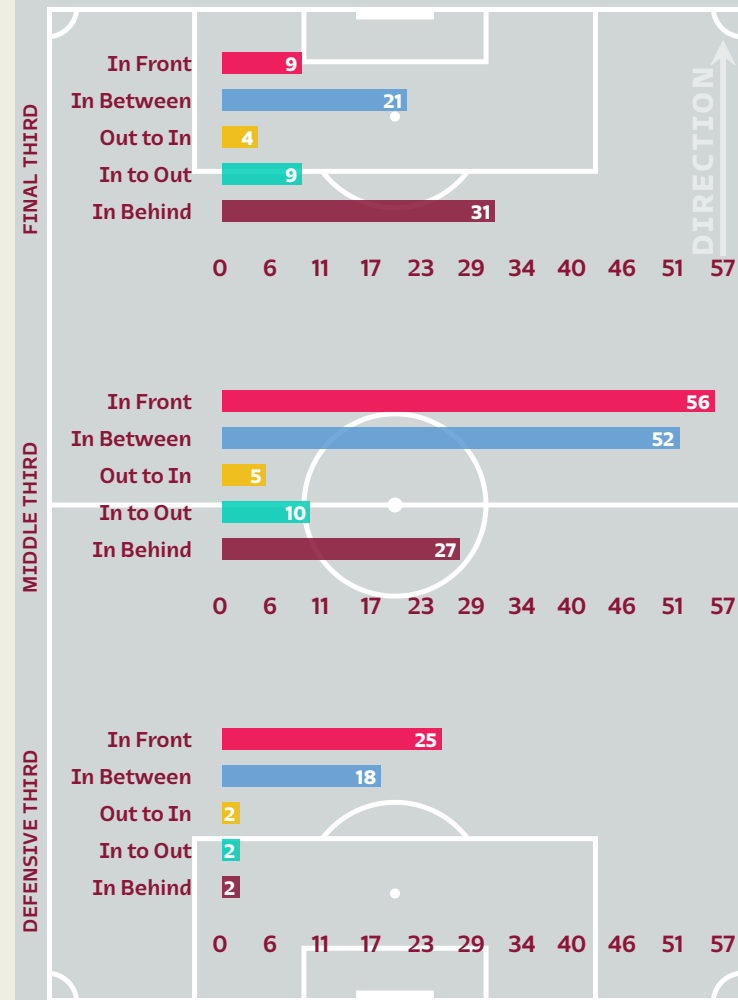


- In Front
- In Between
- Out to In
- In to Out
- In Behind

## Top Ranked Players

Type	Player	Movements
In Front	16 LUKIC Sasa	15
In Between	10 TADIC Dusan	22
Out to In	20 MILINKOVIC-SAVIC Sergej	3
In to Out	10 TADIC Dusan	10
In Behind	9 MITROVIC Aleksandar	17

## Movement Types Pitch Third







FIFA WORLD CUP  
Qatar 2022



# OUT OF POSSESSION

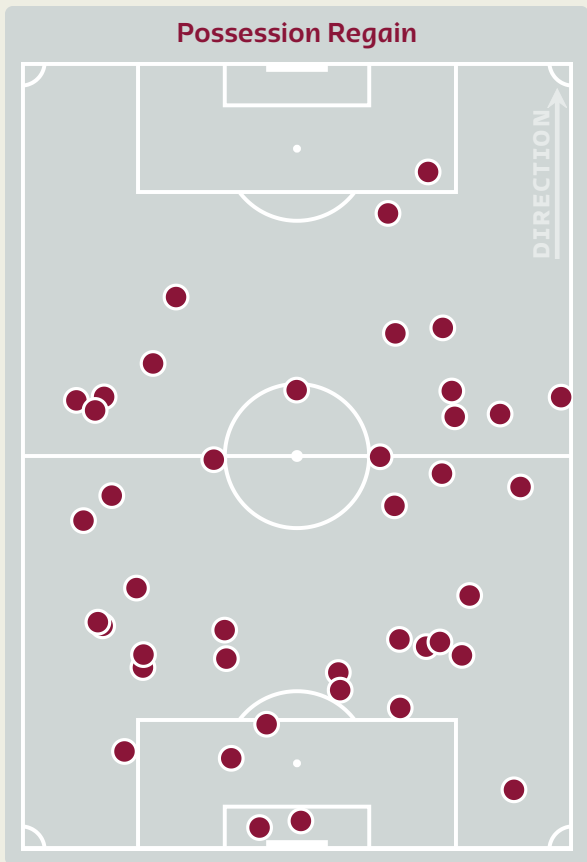
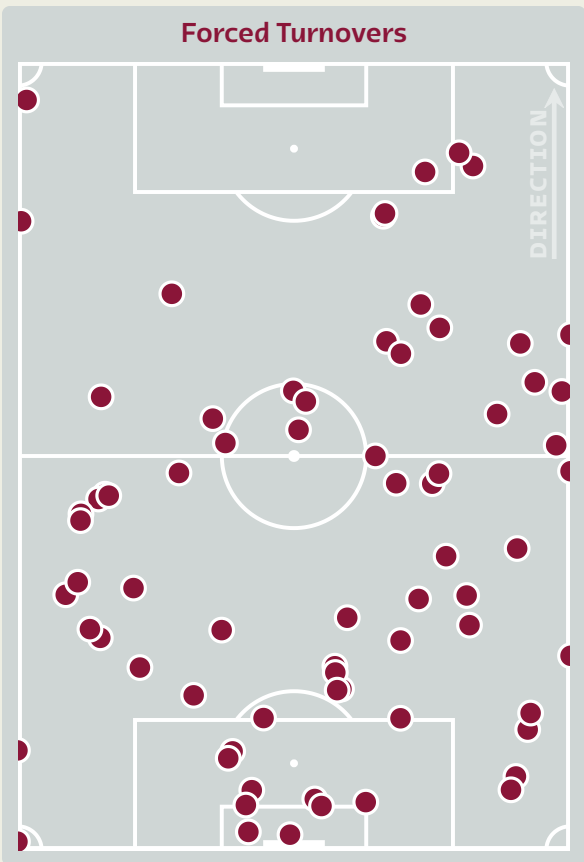


Brazil v Serbia

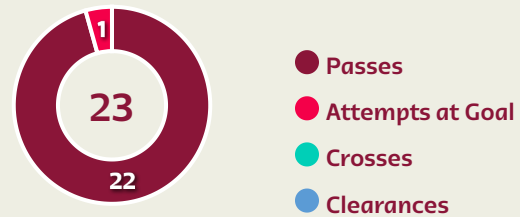




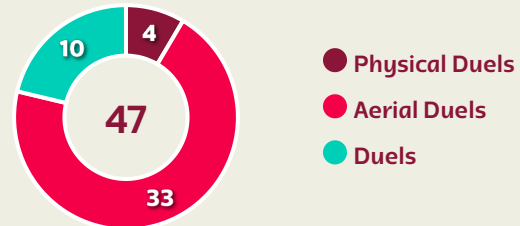
# Defensive Actions



## Blocks



## Possession Contests



## Most Possession Regains

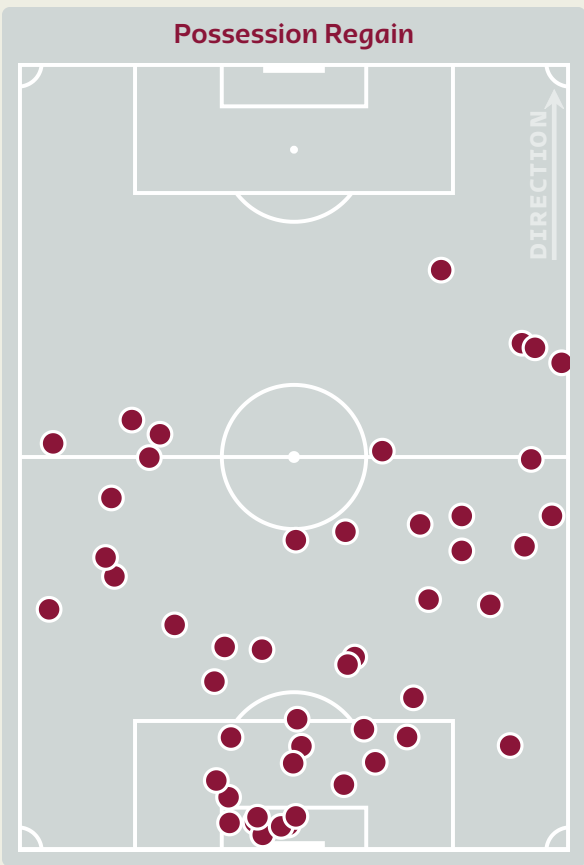
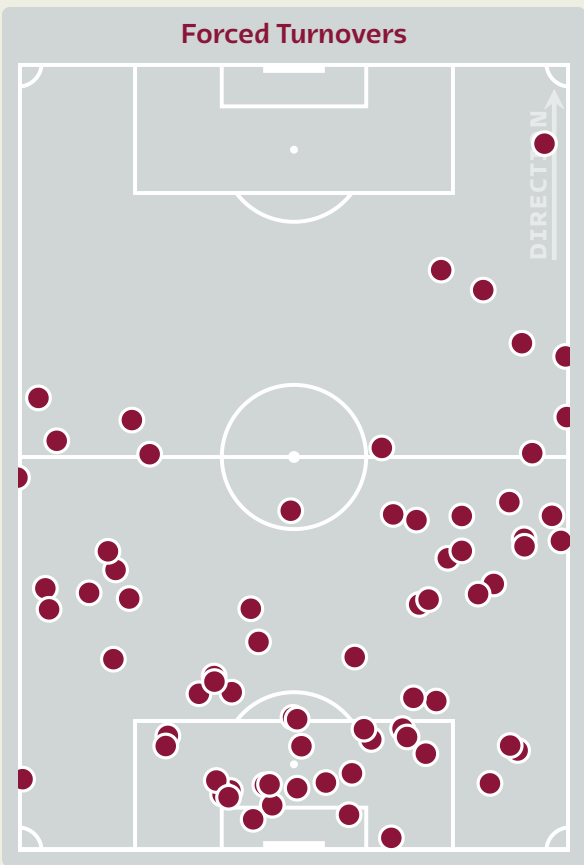


#	Player	Total Possession Regains
1	ALISSON	1
2	DANILO	4
3	THIAGO SILVA	2
4	MARQUINHOS	3
5	CASEMIRO	10
6	ALEX SANDRO	5
7	LUCAS PAQUETA	6
9	RICHARLISON	2
10	NEYMAR	1
11	RAPHINHA	4
20	VINICIUS JUNIOR	2
8	FRED	2
18	GABRIEL JESUS	0
19	ANTONY	1
21	RODRYGO	0
26	GABRIEL MARTINELLI	0

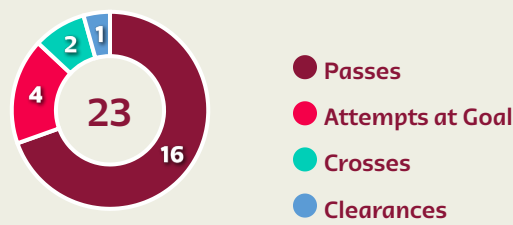


# Defensive Actions

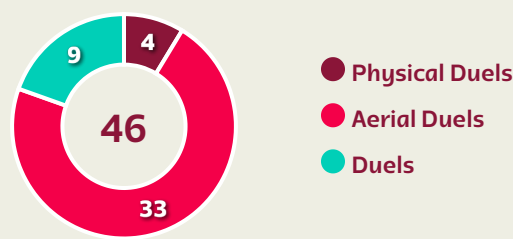
<b>71</b> Forced Turnovers	<b>51</b> Possession Regained	<b>7</b> Interceptions	<b>49</b> Tackles	<b>2.69</b> Possession Actions / Defensive Action
-------------------------------	----------------------------------	---------------------------	----------------------	--



## Blocks



## Possession Contests



## Most Possession Regains

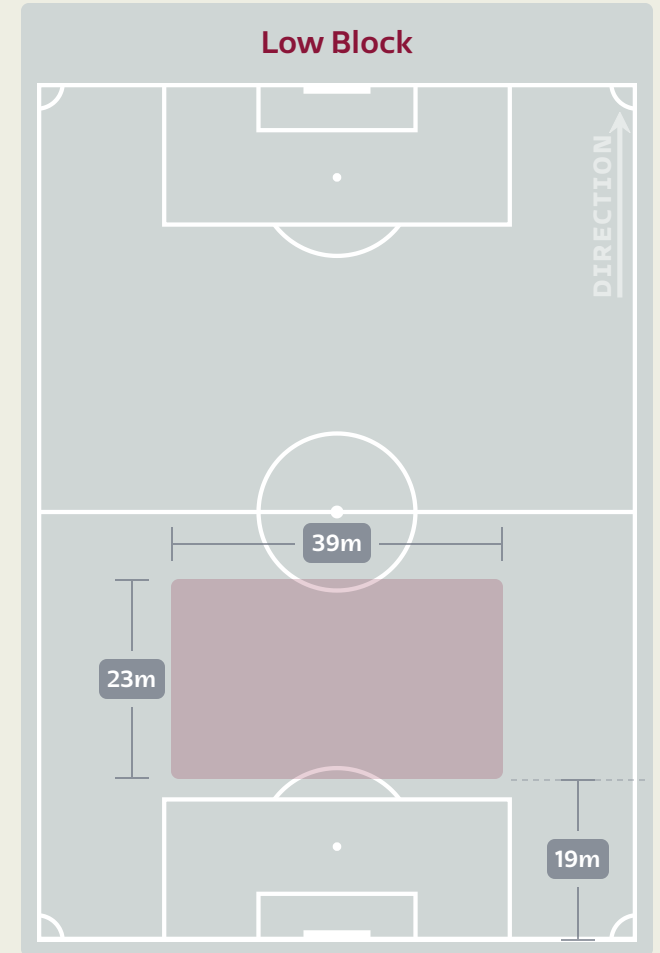
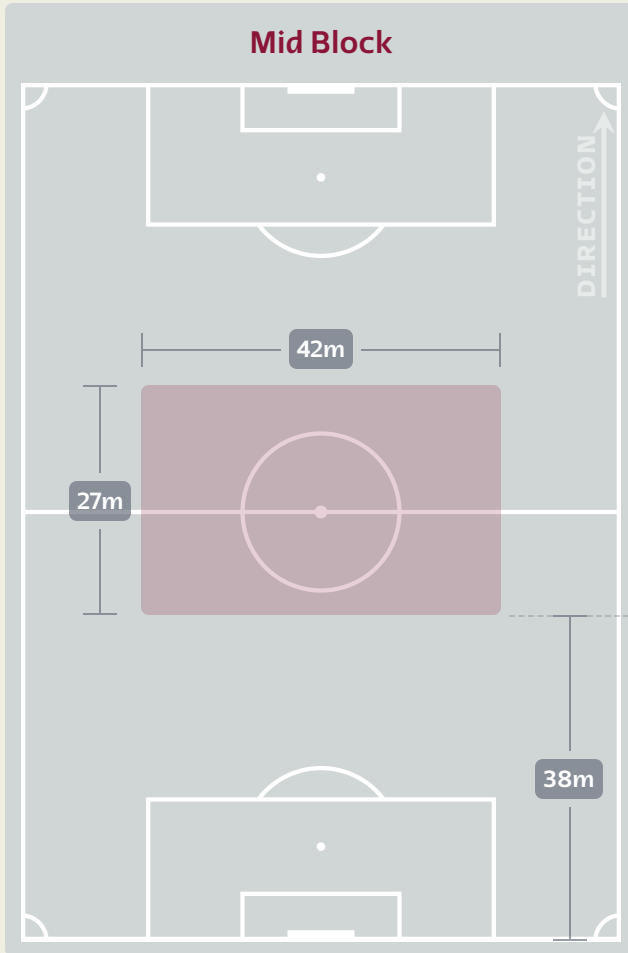
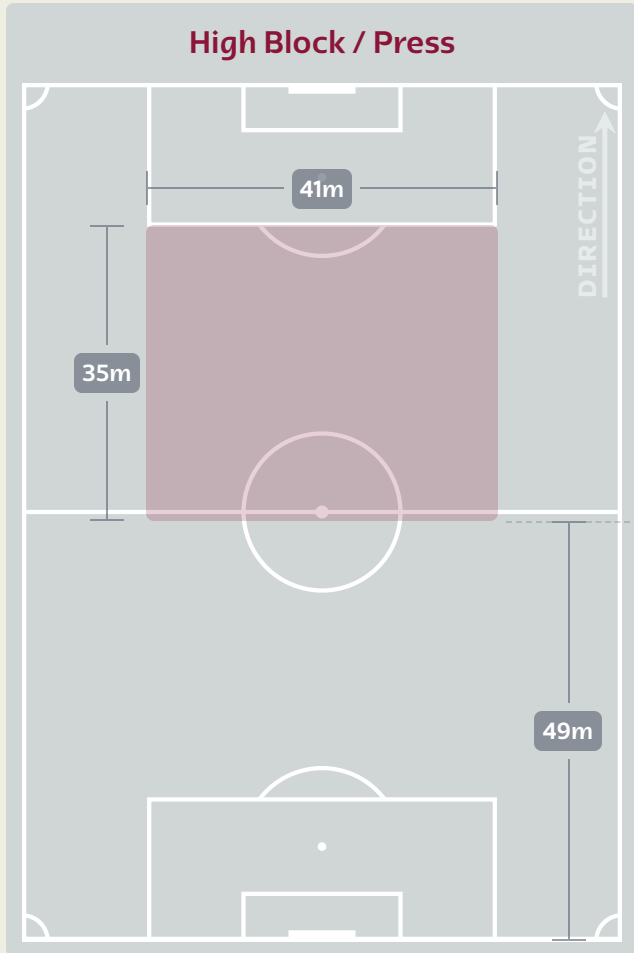
**14**

**MILENKOVIC Nikola**  
RIGHT BACK

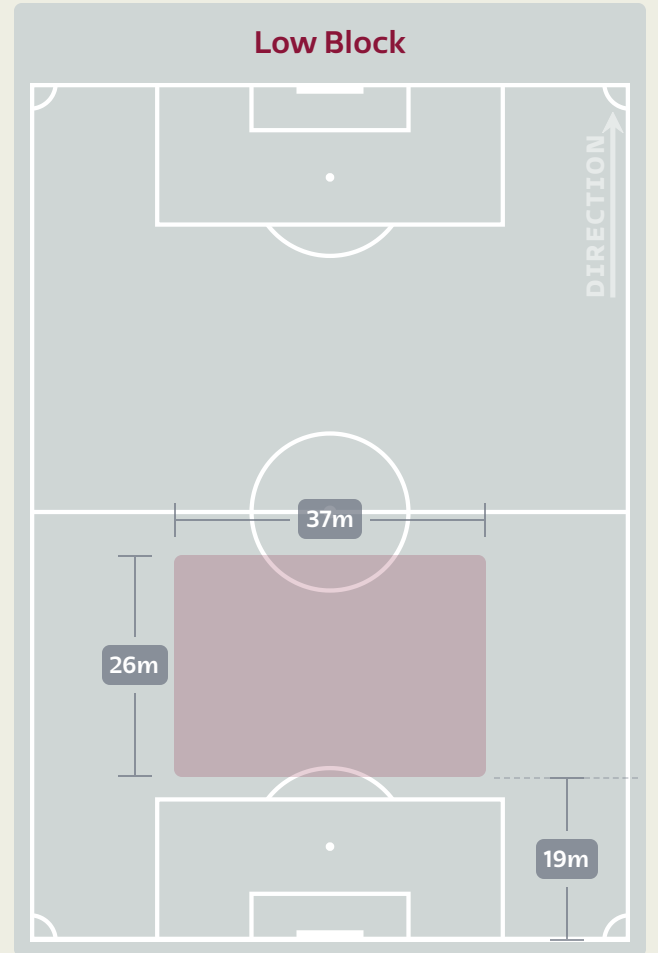
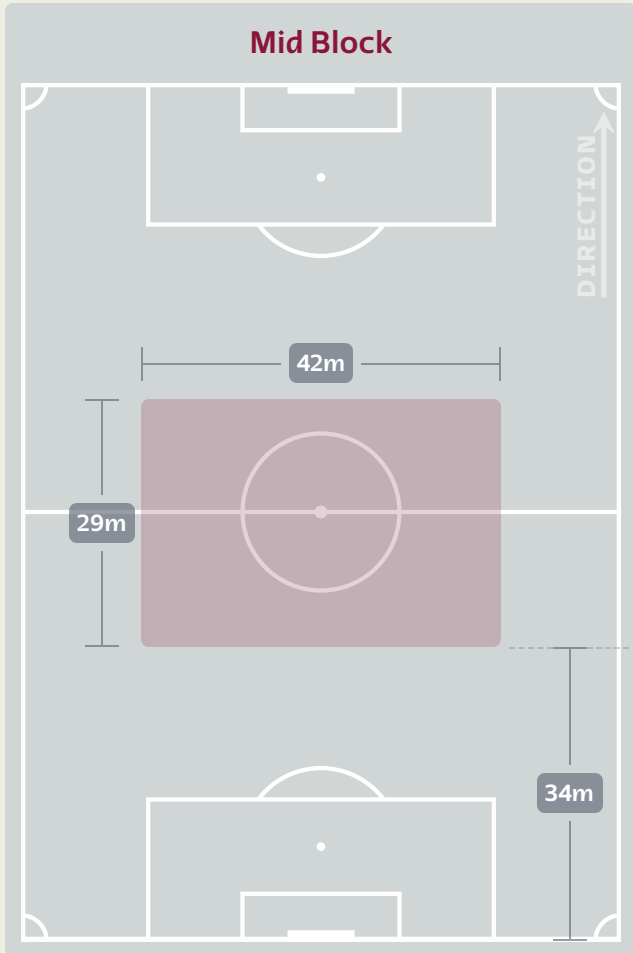
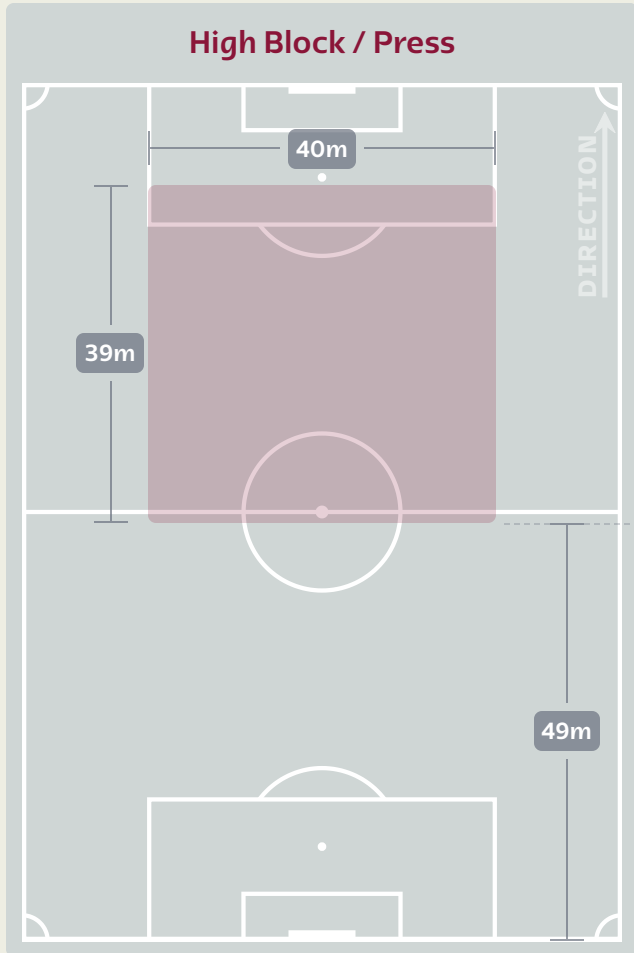
#	Player	Total Possession Regains
23	MILINKOVIC-SAVIC Vanja	6
2	PAVLOVIC Strahinja	7
4	MILENKOVIC Nikola	14
5	VELJKOVIC Milos	3
8	GUDELJ Nemanja	6
9	MITROVIC Aleksandar	0
10	TADIC Dusan	2
14	ZIVKOVIC Andrija	2
16	LUKIC Sasa	4
20	MILINKOVIC-SAVIC Sergej	3
25	MLADENOVIC Filip	1
6	MAKSIMOVIC Nemanja	0
7	RADONJIC Nemanja	0
18	VLAHOVIC Dusan	0
22	LAZOVIC Darko	1
24	ILIC Ivan	2

# Defensive Line Height & Team Length

**Brazil**



# Defensive Line Height & Team Length

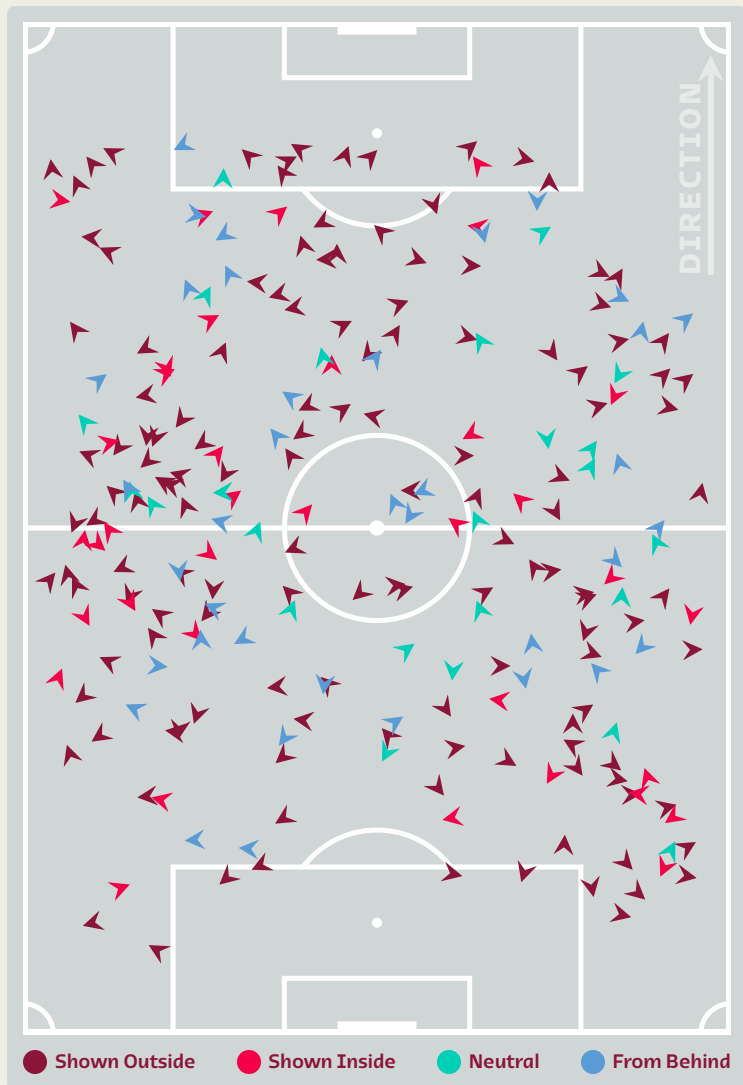


# Defensive Pressure



**Brazil**

**Serbia**



236	Total Pressures	338
41	Direct Pressures	60
1.85s	Avg Pressure Duration	1.6s
72	Forced Turnovers	71
8.33s	Ball Recovery Time	14.87s
118	Pushing on into Pressing	159
301	Pushing on	412
36	Pressing Direction Inside	61
139	Pressing Direction Outside	199

**Most Direct Pressures**

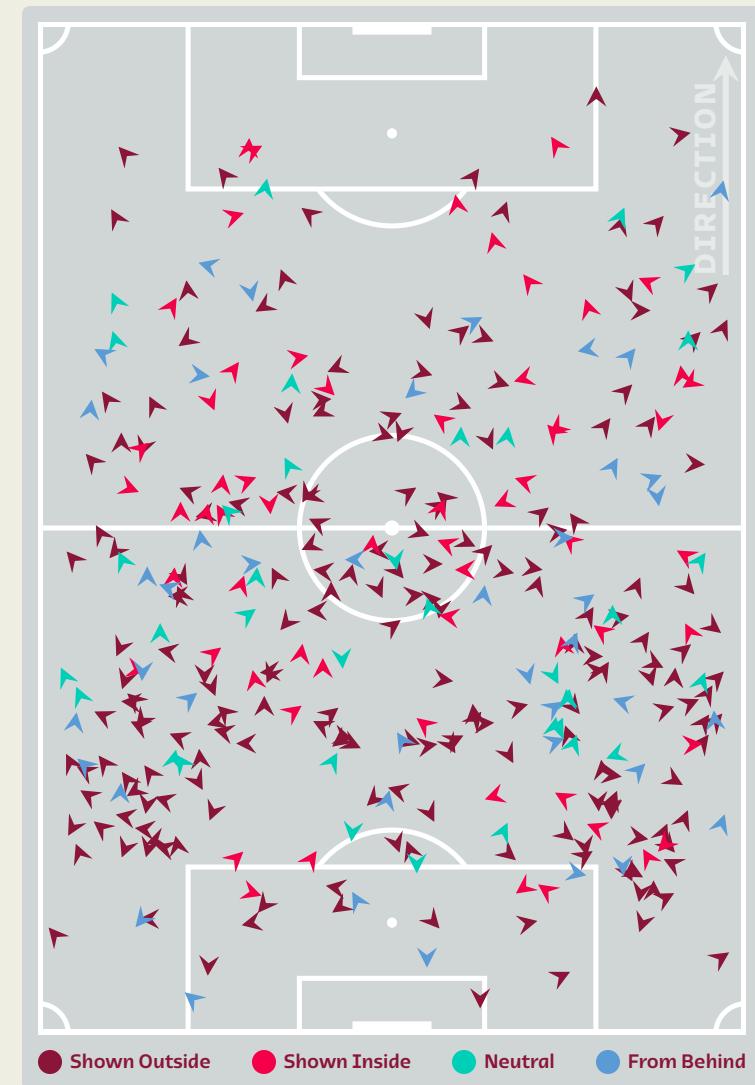
**9**

**CASEMIRO**  
DEFENSIVE MIDFIELD CENTRE

**Most Direct Pressures**

**12**

**MILENKOVIC Nikola**  
RIGHT BACK





FIFA WORLD CUP  
Qatar 2022



# GOALKEEPING



Brazil v Serbia

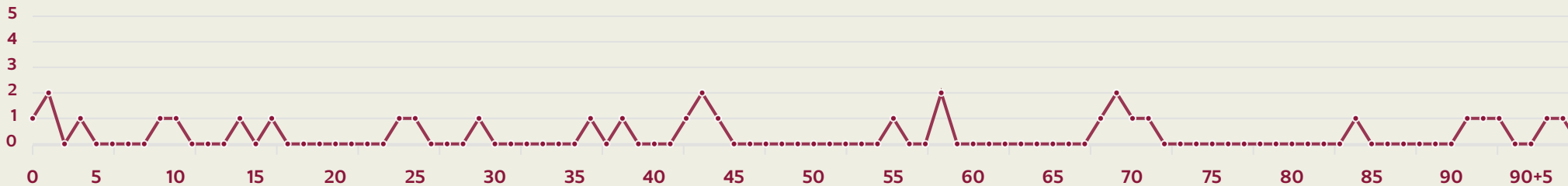


# Goalkeeping Involvement



**Brazil**

**Brazil GK Involvement Timeline**

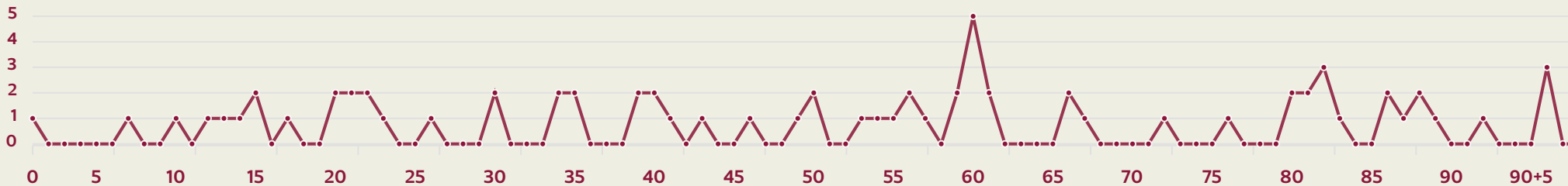


**31**  
Total Involvements



**Serbia**

**Serbia GK Involvement Timeline**



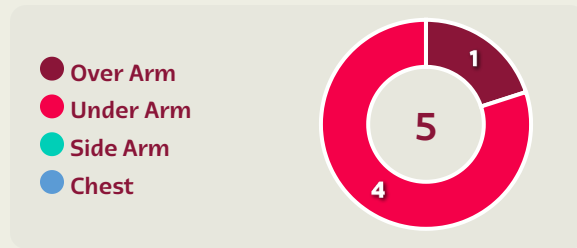
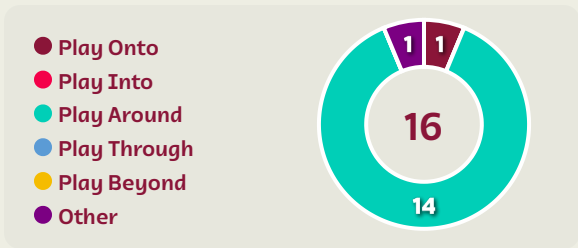
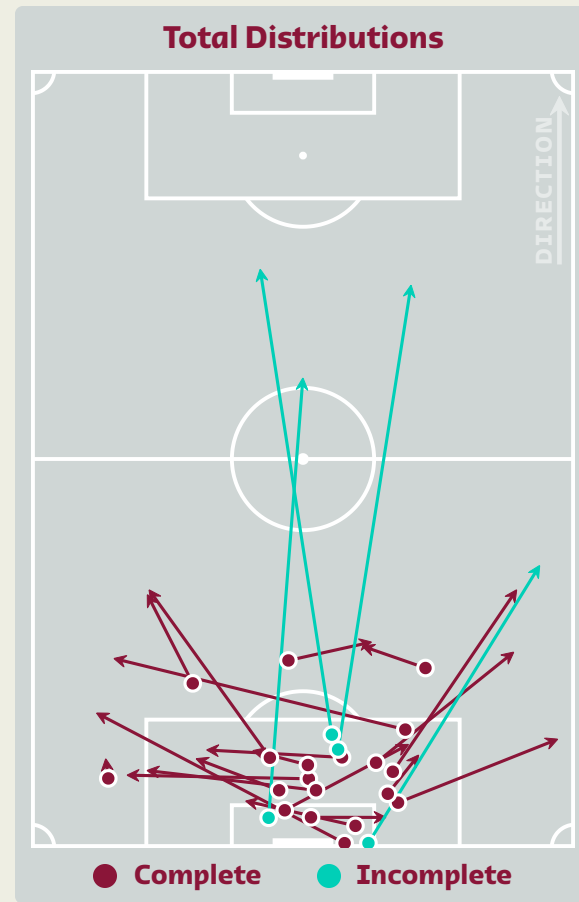
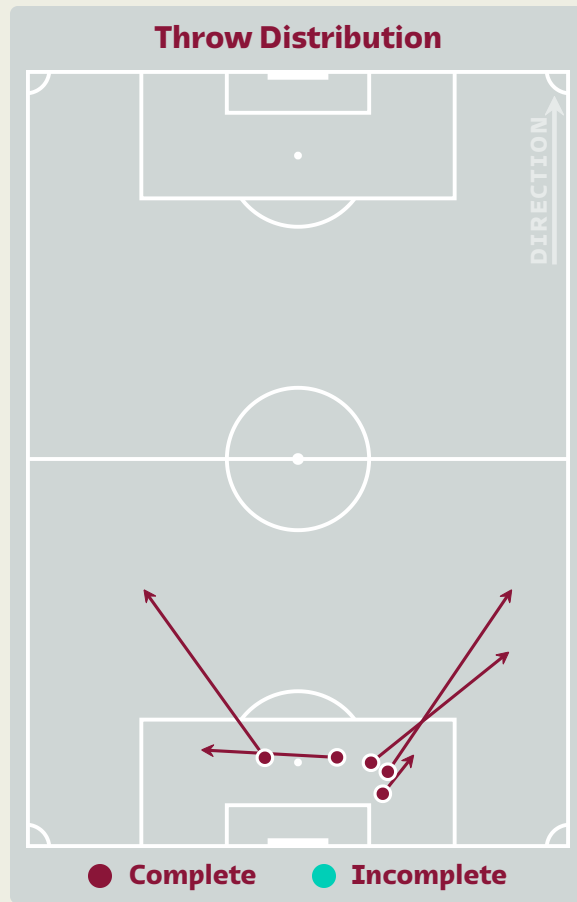
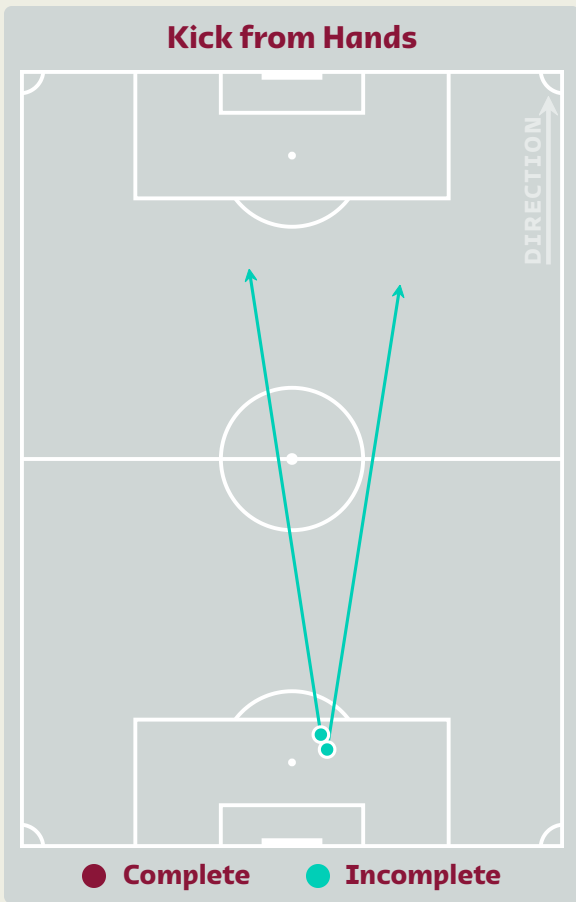
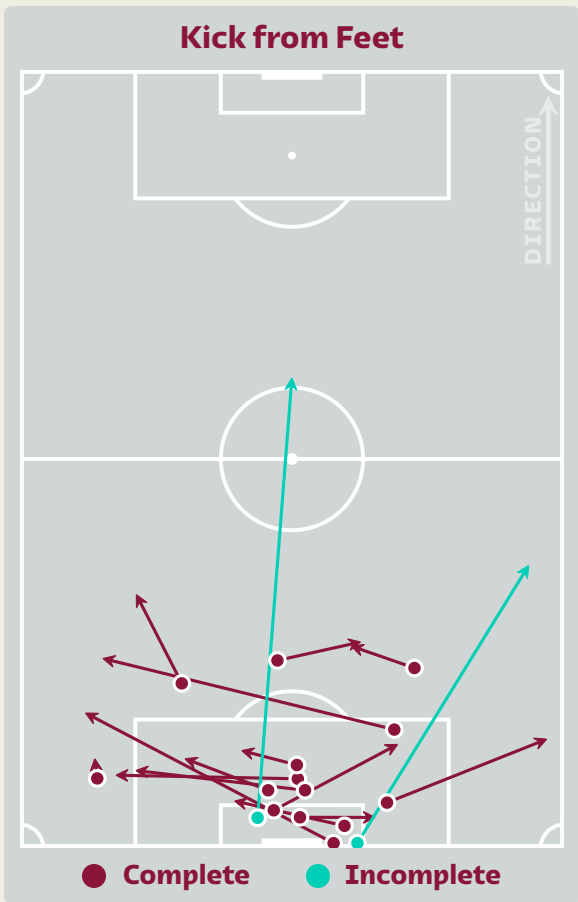
**73**  
Total Involvements



**Brazil**

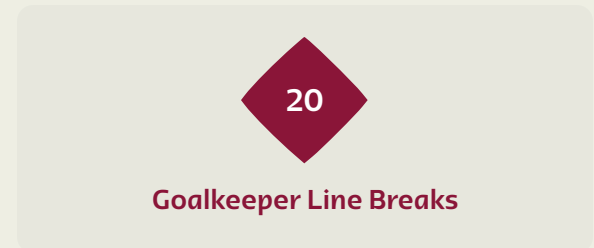
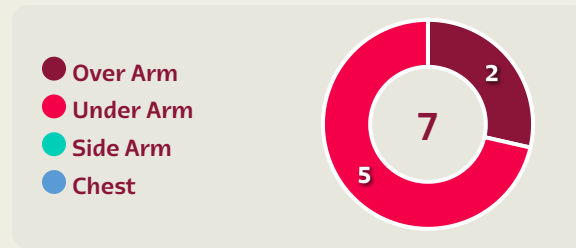
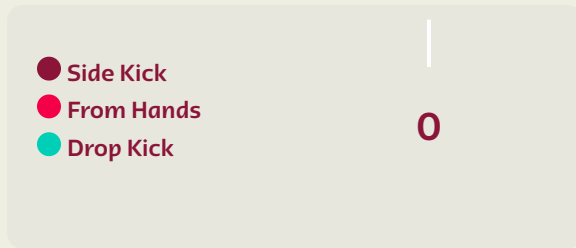
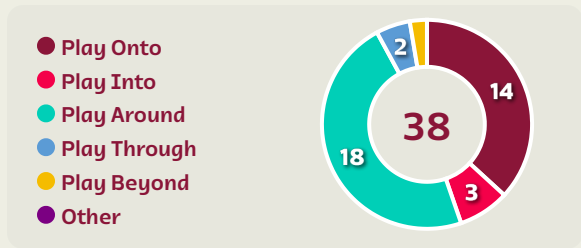
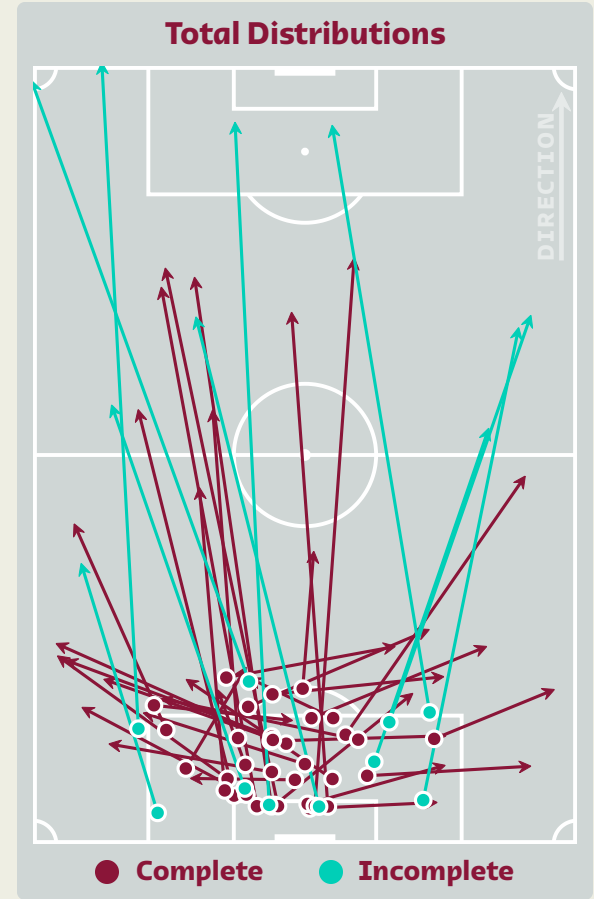
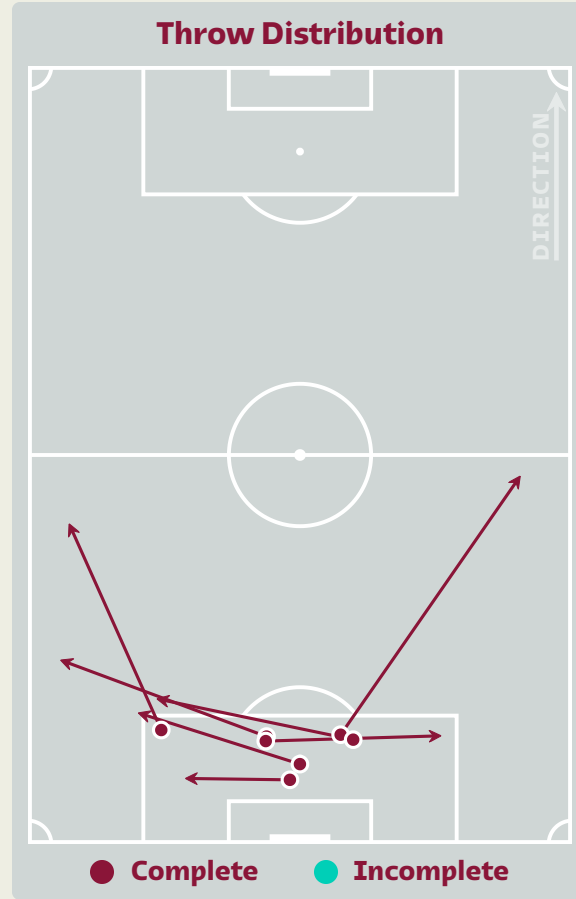
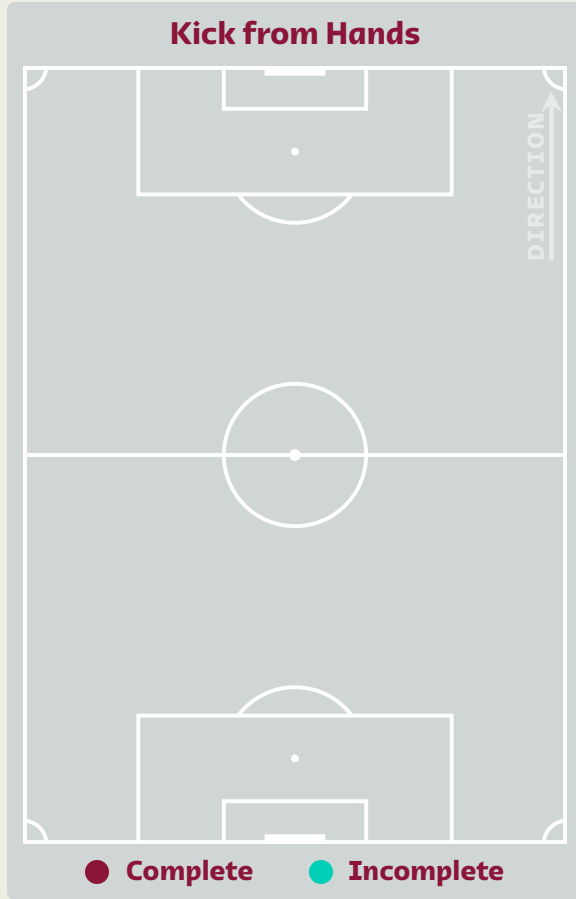
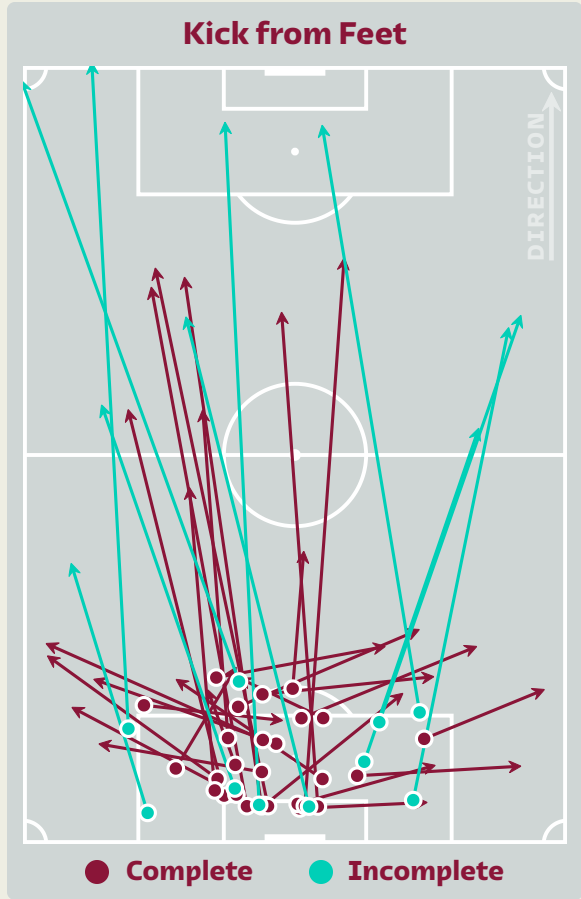


# Goalkeeping Distribution

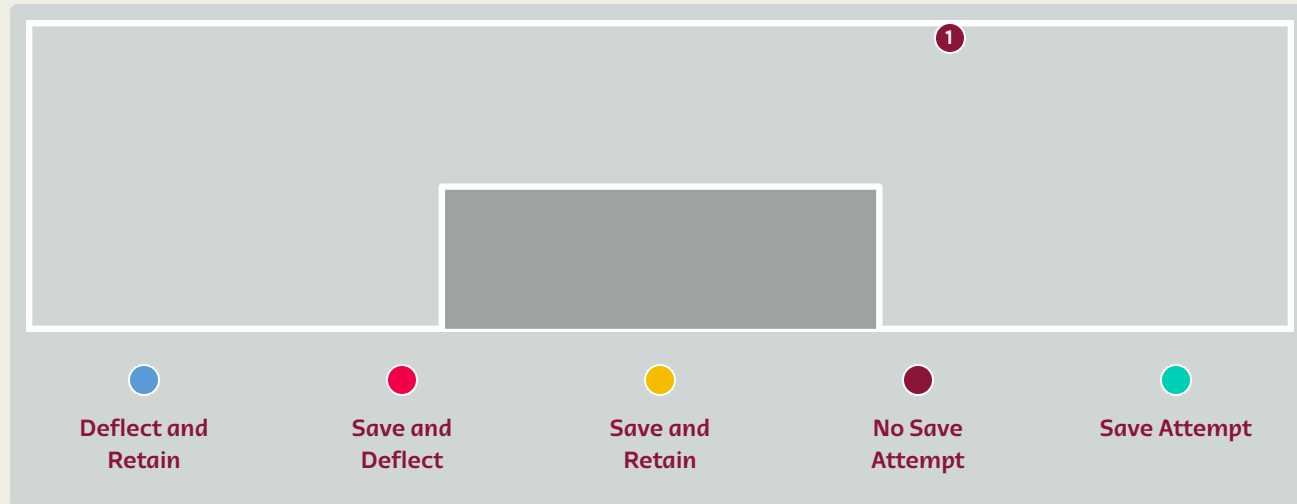
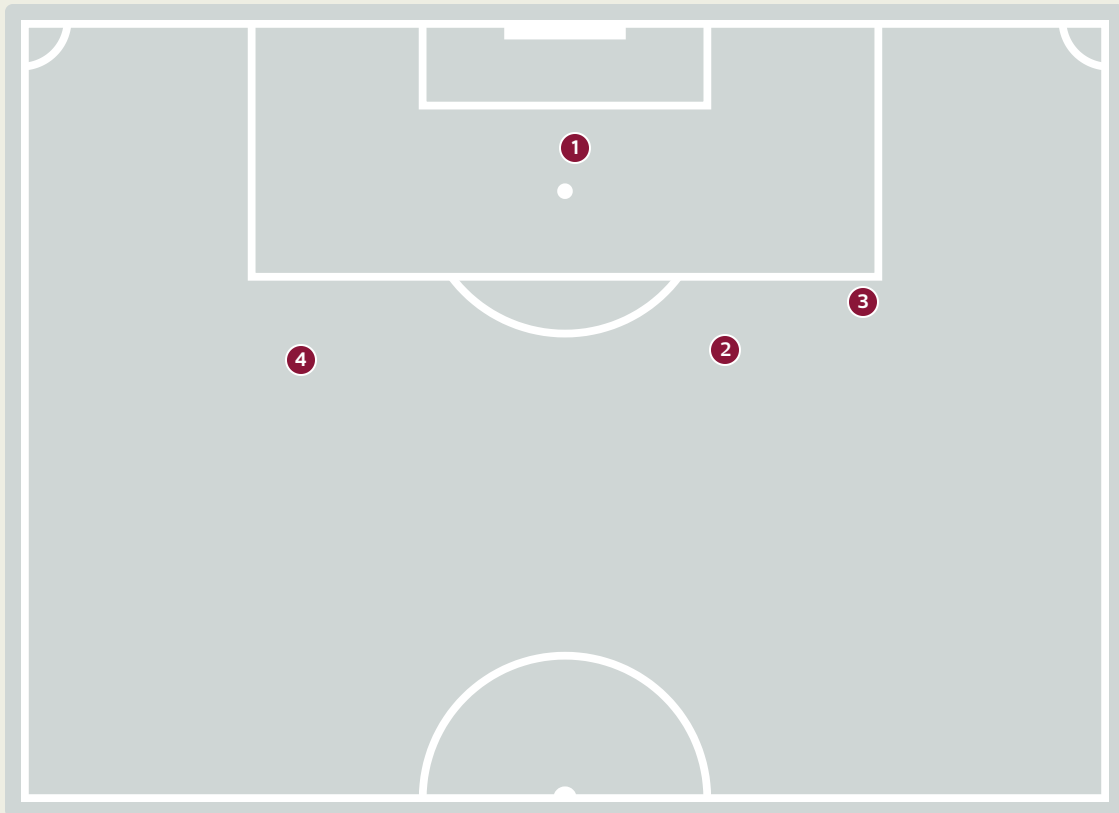




# Goalkeeping Distribution

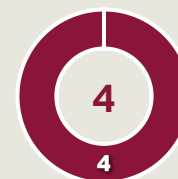


# Goal Prevention




- Deflect and Retain
- Save and Deflect
- Save and Retain
- No Save Attempt
- Save Attempt

### Intervention Type



- Deflect & Retain
- Save & Deflect
- Save & Retain
- No Save Attempt
- Save Attempt

### Intervention Body Type



- Head
- Hands
- Upper Body
- Lower Body
- Feet



Total Attempts on Goal Faced

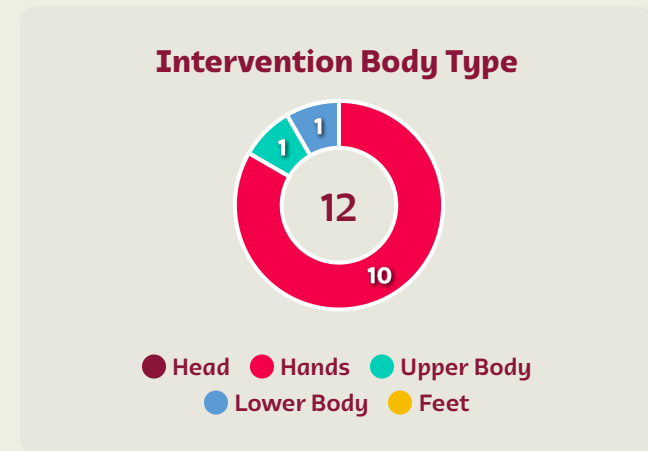
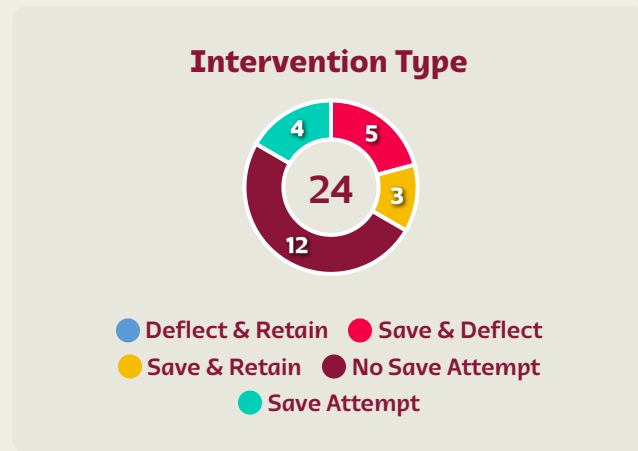
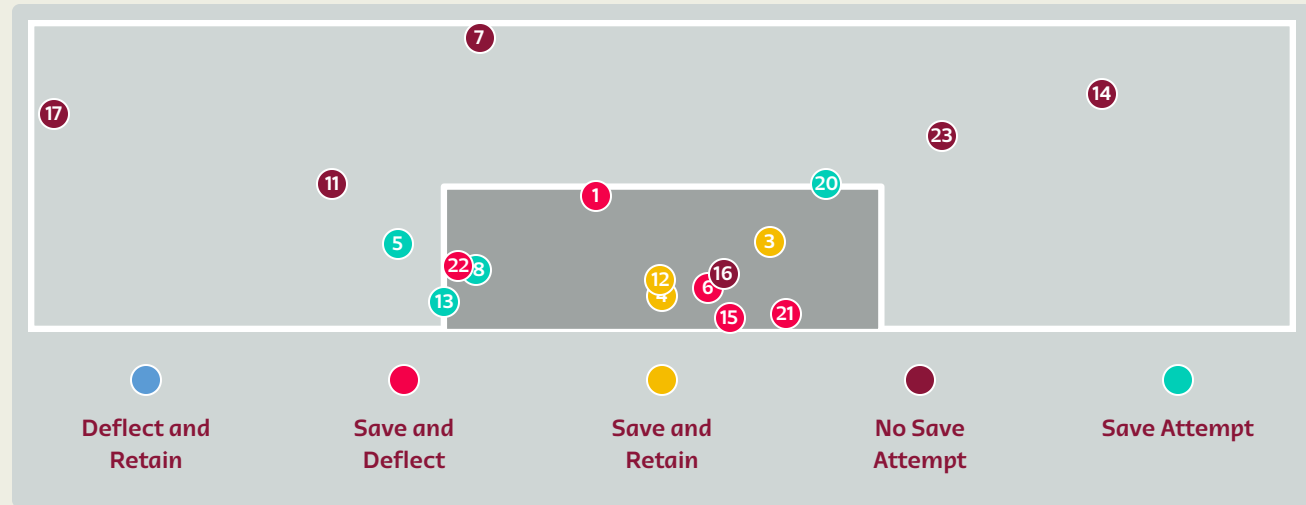
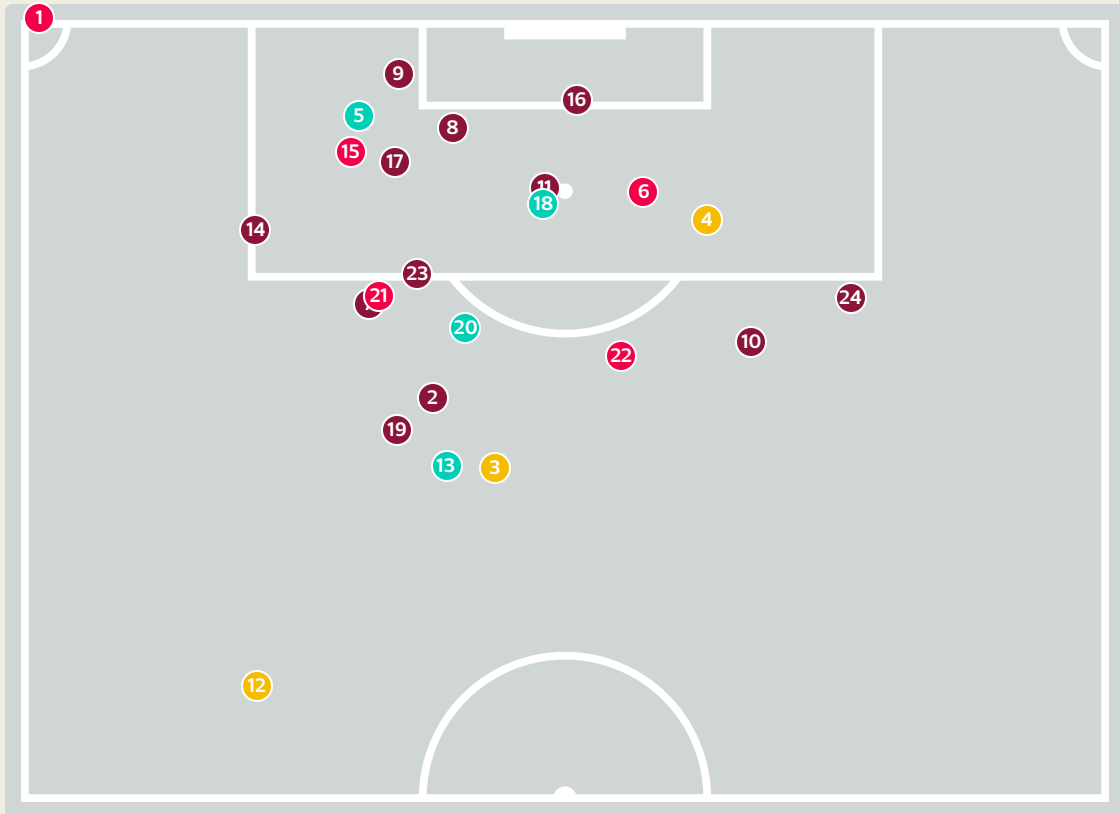


Save %

Total Attempts on Goal Faced	Total Goal Interventions	Save & Retain	Deflect & Retain	Save & Deflect	Save Attempt	No Save Attempt
4	0	0	0	0	0	4



# Goal Prevention

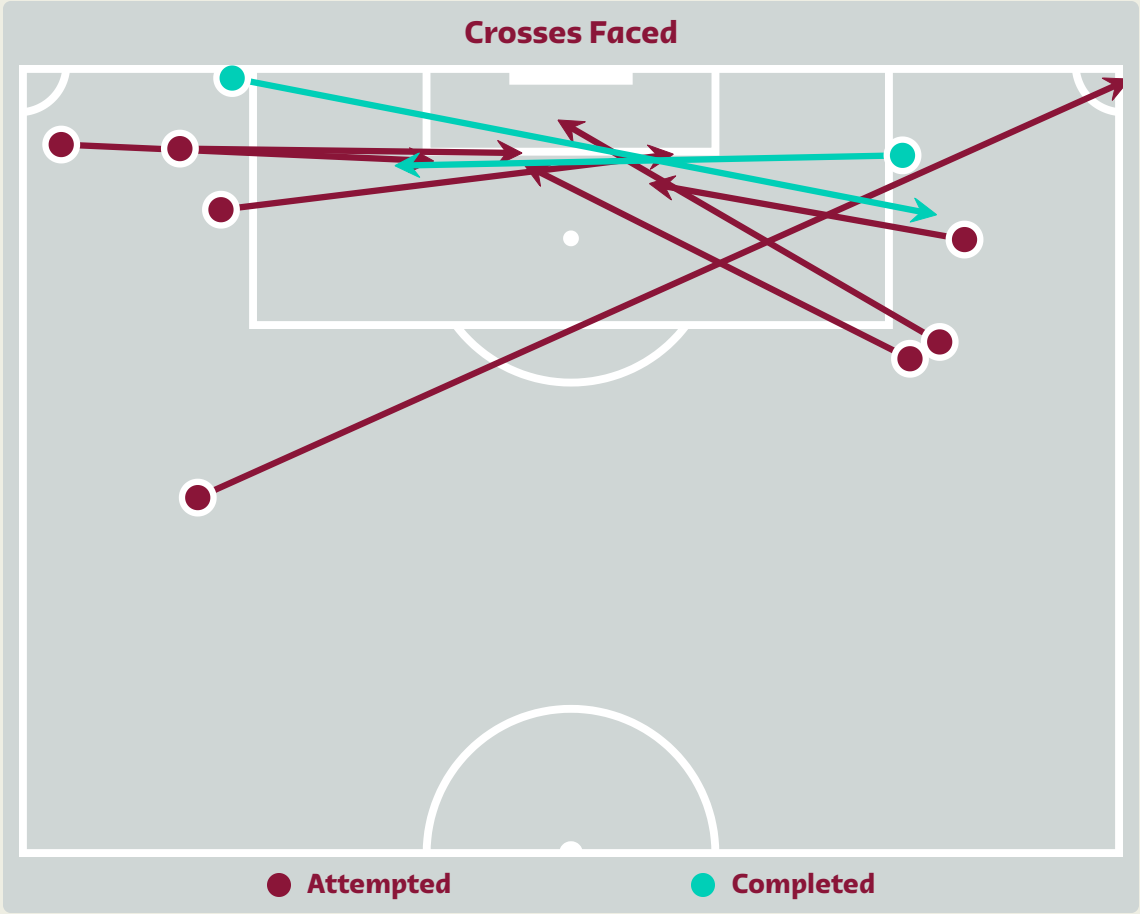

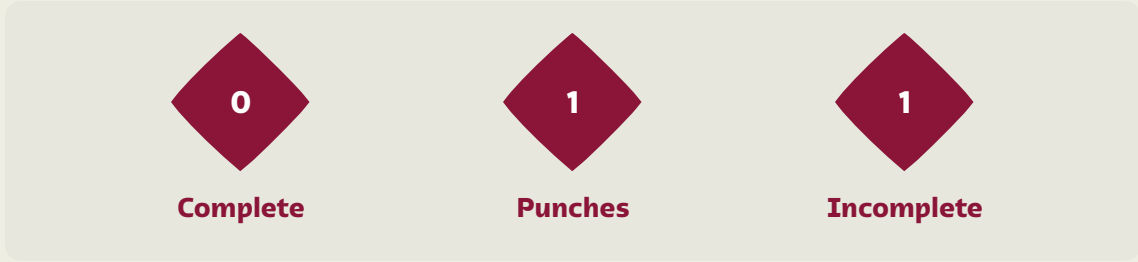


**24**  
Total Attempts on Goal Faced

**80**  
Save %

Total Attempts on Goal Faced	Total Goal Interventions	Save & Retain	Deflect & Retain	Save & Deflect	Save Attempt	No Save Attempt
24	8	3	0	5	4	12

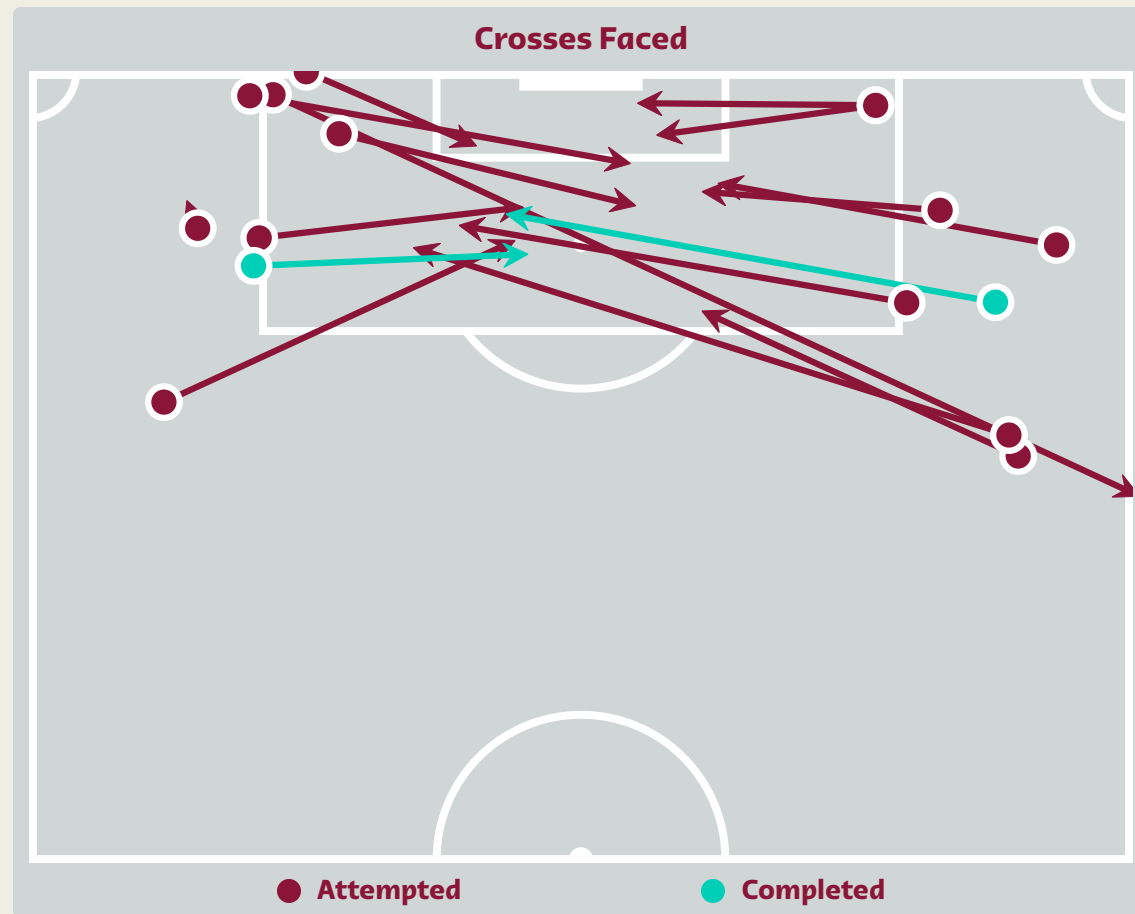
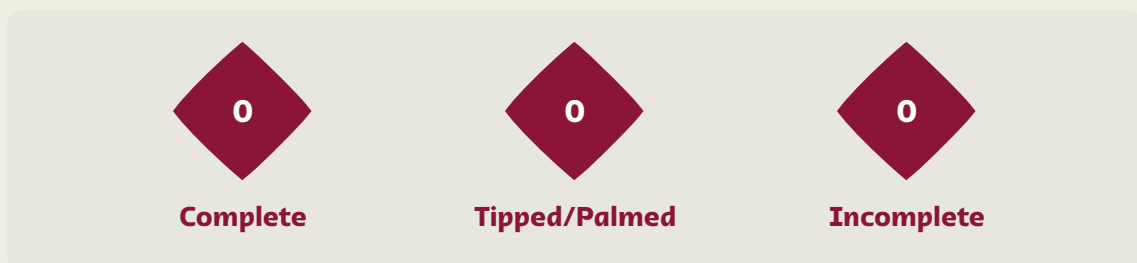
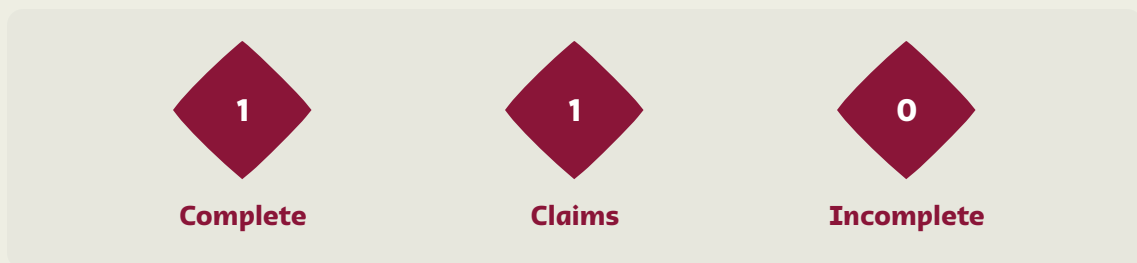
# Aerial Control



**Delivery Types Faced**

Total	In Swing	Out Swing	Driven	Lofted	Cutback	Push
13	3	3	0	6	0	1

# Aerial Control



**Delivery Types Faced**

Total	In Swing	Out Swing	Driven	Lofted	Cutback	Push
19	2	5	1	4	1	6



FIFA WORLD CUP  
Qatar 2022



# SET PLAYS



Brazil v Serbia





# Set Plays - Corners



Total Set Plays



Total Free Kicks



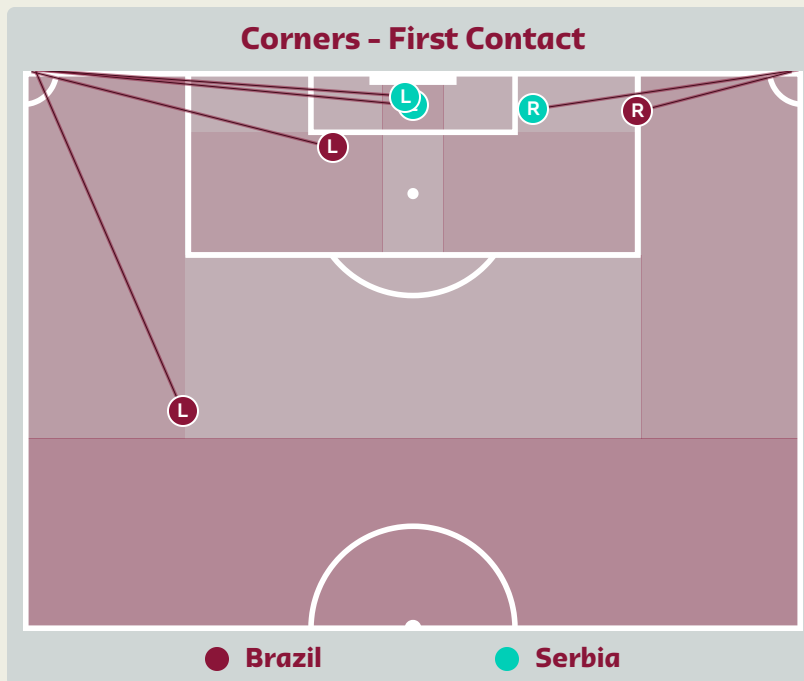
Total Penalties



Total Corners



Total Throw Ins



Delivery Type	From Left Side	From Right Side	Total
Direct to Area	3	2	5
Short	1	0	1
Edge of Penalty Area	0	0	0

Delivery Style	Total
Inswing	2
Outswing	0
Driven	0

Top 5 Player First Contacts		
Player	Team	Total
MILINKOVIC-SAVIC Vanja	Serbia	2
THIAGO SILVA	Brazil	1
ALEX SANDRO	Brazil	1
LUCAS PAQUETA	Brazil	1
MLADENOVIC Filip	Serbia	1

Free Kicks	
Type	Total
Direct	12
Direct (on target)	1
Direct (off target)	1
Indirect	0

## First Contacts on Brazil Crosses



By Brazil



By Serbia





# Set Plays - Corners

27

Total Set Plays

8

Total Free Kicks

0

Total Penalties

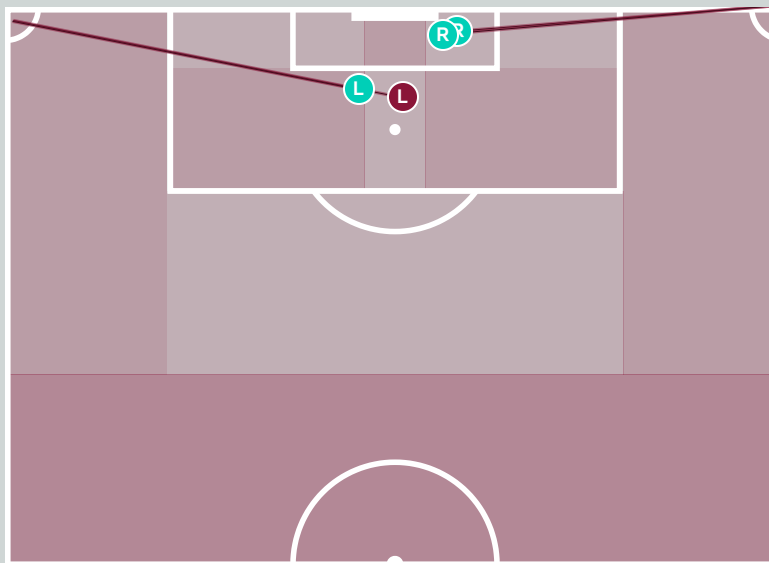
4

Total Corners

15

Total Throw Ins

## Corners - First Contact



● Serbia ● Brazil

Delivery Type	From Left Side	From Right Side	Total
Direct to Area	2	2	4
Short	0	0	0
Edge of Penalty Area	0	0	0

Delivery Style	Total
Inswing	2
Outswing	2
Driven	0

### Free Kicks

Type	Total
Direct	7
Direct (on target)	0
Direct (off target)	0
Indirect	1

### First Contacts on Serbia Crosses

1

By Serbia

3

By Brazil

### Top 5 Player First Contacts

Player	Team	Total
PAVLOVIC Strahinja	Serbia	1
CASEMIRO	Brazil	1
ALEX SANDRO	Brazil	1
RAPHINHA	Brazil	1



FIFA WORLD CUP  
Qatar 2022



# INDIVIDUAL DATA IN POSSESSION



Brazil v Serbia



Brazil



## In Possession - Distributions

#	Player	Passes Attempted	Passes Completed	Pass Completion %	Switches of Play	Crosses Attempted	Crosses Completed	Line Breaks Attempted	Line Breaks Completed	Line Break Completion %	Ball Progressions	Take Ons	Step Ins	Attempts at Goal	Goals
1	ALISSON	23	19	83%	1	0	0	5	2	40%	0	0	0	0	0
2	DANILO	77	68	88%	0	4	1	23	16	69%	3	0	3	1	0
3	THIAGO SILVA	73	69	95%	2	0	0	21	19	90%	3	0	3	1	0
4	MARQUINHOS	65	62	95%	0	0	0	10	8	80%	5	0	5	0	0
5	CASEMIRO	65	59	91%	1	0	0	22	19	86%	0	0	0	3	0
6	ALEX SANDRO	86	81	94%	0	1	0	28	23	82%	2	1	1	1	0
7	LUCAS PAQUETA	37	29	78%	1	1	0	11	9	81%	1	1	0	0	0
9	RICHARLISON	13	11	85%	0	0	0	4	2	50%	0	0	0	3	2
10	NEYMAR	40	34	85%	0	3	1	14	11	78%	9	4	5	5	0
11	RAPHINHA	30	27	90%	2	4	0	5	4	80%	5	2	3	2	0
20	VINICIUS JUNIOR	23	20	87%	0	3	1	2	1	50%	6	3	3	4	0
8	FRED	17	12	71%	0	0	0	4	1	25%	0	0	0	1	0
18	GABRIEL JESUS	7	7	100%	0	1	0	0	0	0%	1	1	0	0	0
19	ANTONY	15	15	100%	0	0	0	4	4	100%	2	2	0	1	0
21	RODRYGO	12	12	100%	0	1	0	6	6	100%	3	2	1	2	0
26	GABRIEL MARTINELLI	2	1	50%	0	1	0	1	1	100%	2	1	1	0	0

# In Possession - Offers & Receptions



			Offer movement types						
#	Player	Total Offers	In Front	In Between	Out to In	In to Out	In Behind	No Movement	Offers Received
1	ALISSON	5	0	0	0	0	0	5	4
2	DANILO	55	26	4	0	1	5	19	25
3	THIAGO SILVA	30	6	1	0	0	2	21	14
4	MARQUINHOS	73	13	1	0	0	1	58	33
5	CASEMIRO	88	62	21	0	0	0	5	35
6	ALEX SANDRO	53	31	0	0	0	2	20	29
7	LUCAS PAQUETA	60	22	24	1	4	2	7	20
9	RICHARLISON	41	0	13	0	4	23	1	7
10	NEYMAR	86	25	31	3	9	14	4	34
11	RAPHINHA	86	9	5	4	3	40	25	20
20	VINICIUS JUNIOR	58	3	1	2	1	24	27	14
8	FRED	27	2	16	1	4	3	1	9
18	GABRIEL JESUS	15	1	1	0	0	11	2	4
19	ANTONY	17	2	1	0	3	4	7	7
21	RODRYGO	28	4	9	2	2	7	4	8
26	GABRIEL MARTINELLI	5	0	1	0	0	4	0	2

# In Possession - Distributions



#	Player	Passes Attempted	Passes Completed	Pass Completion %	Switches of Play	Crosses Attempted	Crosses Completed	Line Breaks Attempted	Line Breaks Completed	Line Break Completion %	Ball Progressions	Take Ons	Step Ins	Attempts at Goal	Goals
23	MILINKOVIC-SAVIC Vanja	45	35	78%	0	0	0	20	12	60%	0	0	0	0	0
2	PAVLOVIC Strahinja	34	30	88%	0	0	0	10	7	70%	3	1	2	1	0
4	MILENKOVIC Nikola	42	39	93%	0	0	0	9	8	88%	0	0	0	1	0
5	VELJKOVIC Milos	43	40	93%	1	0	0	7	7	100%	0	0	0	0	0
8	GUDELJ Nemanja	32	28	88%	1	0	0	9	8	88%	0	0	0	0	0
9	MITROVIC Aleksandar	21	17	81%	1	0	0	3	3	100%	2	2	0	0	0
10	TADIC Dusan	29	20	69%	1	8	2	9	4	44%	2	1	1	0	0
14	ZIVKOVIC Andrija	22	18	82%	0	2	1	6	2	33%	0	0	0	0	0
16	LUKIC Sasa	28	27	96%	1	0	0	7	6	85%	2	1	1	0	0
20	MILINKOVIC-SAVIC Sergej	36	27	75%	2	0	0	11	8	72%	2	2	0	0	0
25	MLADENOVIC Filip	23	19	83%	0	1	0	7	3	42%	0	0	0	0	0
6	MAKSIMOVIC Nemanja	5	5	100%	0	0	0	0	0	0%	0	0	0	0	0
7	RADONJIC Nemanja	9	6	67%	0	2	0	5	2	40%	5	1	4	1	0
18	VLAHOVIC Dusan	3	2	67%	0	0	0	0	0	0%	0	0	0	0	0
22	LAZOVIC Darko	10	7	70%	0	0	0	2	1	50%	0	0	0	1	0
24	ILIC Ivan	21	21	100%	0	0	0	2	2	100%	0	0	0	0	0

# In Possession - Offers & Receptions



			Offer movement types						
#	Player	Total Offers	In Front	In Between	Out to In	In to Out	In Behind	No Movement	Offers Received
23	MILINKOVIC-SAVIC Vanja	9	0	0	0	0	0	9	6
2	PAVLOVIC Strahinja	32	10	2	0	0	2	18	18
4	MILENKOVIC Nikola	30	8	1	1	0	0	20	9
5	VELJKOVIC Milos	27	6	0	0	0	0	21	18
8	GUDELJ Nemanja	35	13	9	0	3	1	9	13
9	MITROVIC Aleksandar	37	3	15	1	0	17	1	10
10	TADIC Dusan	48	3	22	0	10	4	9	14
14	ZIVKOVIC Andrija	22	4	1	0	2	6	9	11
16	LUKIC Sasa	35	15	10	0	2	0	8	13
20	MILINKOVIC-SAVIC Sergej	33	8	19	3	1	2	0	14
25	MLADENOVIC Filip	29	2	0	2	0	10	15	6
6	MAKSIMOVIC Nemanja	6	3	2	0	0	0	1	2
7	RADONJIC Nemanja	15	1	0	1	0	5	8	5
18	VLAHOVIC Dusan	17	2	2	2	2	6	3	3
22	LAZOVIC Darko	15	2	1	1	0	5	6	4
24	ILIC Ivan	24	10	7	0	1	2	4	6



FIFA WORLD CUP  
Qatar 2022



# INDIVIDUAL DATA OUT OF POSSESSION



Brazil v Serbia



# Out of Possession

## Brazil



#	Player	Tackles Made / Won	Blocks	Interceptions	Pressing Direct	Pressing Indirect	Forced Turnovers	Duels Won - Aerial	Duels Won - Physical	Possession Contests won	Clearances	Loose Ball Receptions	Pushing On	Pushing On into Pressing	Possession Regains	Possession Interrupted
1	ALISSON	0 / 0	0	0	0	0	0	0	0	0	0	9	0	0	1	0
2	DANILO	1 / 1	1	0	1	6	0	2	0	2	5	6	20	5	4	4
3	THIAGO SILVA	2 / 0	2	0	2	1	0	1	0	1	1	10	15	3	2	0
4	MARQUINHOS	2 / 0	3	1	1	4	0	0	0	0	3	9	29	2	3	4
5	CASEMIRO	4 / 2	3	2	9	23	0	2	0	3	4	8	35	10	10	5
6	ALEX SANDRO	4 / 0	3	0	4	10	0	2	0	2	5	9	19	7	5	4
7	LUCAS PAQUETA	6 / 4	1	0	6	27	0	3	0	5	1	4	28	8	6	1
9	RICHARLISON	2 / 1	3	0	2	41	0	0	2	2	0	2	44	28	2	1
10	NEYMAR	1 / 0	1	0	1	20	0	0	0	1	1	4	26	8	1	1
11	RAPHINHA	5 / 2	2	0	6	11	0	3	0	3	2	4	27	13	4	3
20	VINICIUS JUNIOR	2 / 1	2	0	3	22	0	0	0	0	0	6	25	19	2	2
8	FRED	0 / 0	0	0	0	5	0	0	0	1	1	2	8	0	2	0
18	GABRIEL JESUS	0 / 0	0	0	0	8	0	0	0	0	0	1	6	4	0	0
19	ANTONY	1 / 0	2	0	3	6	0	0	1	1	1	0	5	2	1	1
21	RODRYGO	1 / 0	1	1	2	11	0	0	0	0	0	3	12	8	0	1
26	GABRIEL MARTINELLI	0 / 0	0	0	1	0	0	0	0	0	0	0	2	1	0	0



# Out of Possession



#	Player	Tackles Made / Won	Blocks	Interceptions	Pressing Direct	Pressing Indirect	Forced Turnovers	Duels Won - Aerial	Duels Won - Physical	Possession Contests won	Clearances	Loose Ball Receptions	Pushing On	Pushing On into Pressing	Possession Regains	Possession Interrupted
23	MILINKOVIC-SAVIC Vanja	0 / 0	0	0	0	0	0	0	0	0	1	2	0	0	6	0
2	PAVLOVIC Strahinja	9 / 1	0	1	10	11	0	4	0	4	9	1	28	8	7	9
4	MILENKOVIC Nikola	11 / 3	6	3	12	15	0	3	0	3	9	6	39	9	14	9
5	VELJKOVIC Milos	3 / 0	1	0	5	8	0	0	0	0	10	2	39	5	3	5
8	GUDELJ Nemanja	5 / 1	2	2	3	13	0	0	0	0	2	0	30	8	6	2
9	MITROVIC Aleksandar	0 / 0	0	0	1	35	0	1	1	2	1	1	31	19	0	0
10	TADIC Dusan	3 / 1	4	0	4	39	0	1	0	1	0	4	42	24	2	4
14	ZIVKOVIC Andrija	4 / 1	2	0	6	14	0	0	0	0	0	0	15	8	2	1
16	LUKIC Sasa	8 / 2	2	0	10	23	0	0	0	1	1	5	39	18	4	2
20	MILINKOVIC-SAVIC Sergej	3 / 1	2	0	4	55	0	4	0	4	1	6	59	14	3	2
25	MLADENOVIC Filip	2 / 0	2	0	5	17	0	0	0	2	1	4	31	16	1	1
6	MAKSIMOVIC Nemanja	0 / 0	1	0	0	6	0	0	0	0	1	0	11	3	0	2
7	RADONJIC Nemanja	0 / 0	0	0	0	11	0	0	0	0	1	3	17	9	0	1
18	VLAHOVIC Dusan	0 / 0	0	0	0	8	0	3	0	4	0	1	6	6	0	0
22	LAZOVIC Darko	1 / 0	0	0	0	6	0	1	0	2	1	3	8	4	1	2
24	ILIC Ivan	0 / 0	1	1	0	17	0	1	0	1	0	3	17	8	2	0



FIFA WORLD CUP  
Qatar 2022



# INDIVIDUAL DATA PHYSICAL



Brazil v Serbia



## Physical Data

Brazil



#	Player	Total Distance (m)	Zone 1: 0-7 km/h (m)	Zone 2: 7-15 km/h (m)	Zone 3: 15-20 km/h (m)	Zone 4: 20-25 km/h (m)	Zone 5: 25+ km/h (m)	High Speed Runs	Sprints	Top Speed (km/h)
1	ALISSON	5124.9	4092.2	838.4	134.8	46.1	13.8	16	4	30.5
2	DANILO	9854.8	3484.7	3723.1	1476.3	708.6	461.2	132	54	34.6
3	THIAGO SILVA	8403.5	3986.6	3050.5	921.0	310.9	133.6	90	28	30.5
4	MARQUINHOS	9938.0	3442.5	4621.2	1216.4	548.6	109.3	114	43	27.2
5	CASEMIRO	11315.2	3325.5	5783.2	1730.1	406.2	71.3	135	33	28.5
6	ALEX SANDRO	10357.2	3236.6	5028.4	1267.7	613.1	211.3	113	49	32.6
7	LUCAS PAQUETA	8606.9	2976.3	3680.3	1323.7	476.0	149.8	108	36	28.0
9	RICHARLISON	9244.8	2659.7	4152.8	1375.6	842.2	213.6	125	61	31.4
10	NEYMAR	8492.9	2745.8	3902.5	1033.6	546.9	264.1	95	45	30.5
11	RAPHINHA	10032.3	3197.3	3563.5	1739.6	1139.7	393.3	158	87	32.4
20	VINICIUS JUNIOR	7176.1	3209.2	2112.6	822.4	551.1	480.1	76	48	33.6
8	FRED	2931.6	678.4	1335.3	623.2	273.5	20.8	55	16	27.0
18	GABRIEL JESUS	2173.4	702.7	824.2	368.0	200.8	77.8	32	14	29.1
19	ANTONY	2120.7	683.1	863.8	402.7	151.2	19.9	30	12	31.5
21	RODRYGO	3035.1	623.1	1421.0	638.3	227.0	125.7	49	17	30.9
26	GABRIEL MARTINELLI	1373.9	376.2	575.7	201.6	113.3	107.0	17	9	32.3

## Physical Data



#	Player	Total Distance (m)	Zone 1: 0-7 km/h (m)	Zone 2: 7-15 km/h (m)	Zone 3: 15-20 km/h (m)	Zone 4: 20-25 km/h (m)	Zone 5: 25+ km/h (m)	High Speed Runs	Sprints	Top Speed (km/h)
23	MILINKOVIC-SAVIC Vanja	4747.7	3582.6	989.4	116.3	47.5	11.4	14	5	27.0
2	PAVLOVIC Strahinja	10666.2	3300.1	5321.4	1127.4	688.0	229.3	114	59	33.4
4	MILENKOVIC Nikola	9873.9	3669.1	4392.9	1067.4	616.1	127.4	108	42	31.6
5	VELJKOVIC Milos	10282.7	3352.2	5394.3	1088.9	416.4	30.8	102	29	27.0
8	GUDELJ Nemanja	7058.8	1905.2	3735.5	943.1	382.6	91.8	86	28	29.7
9	MITROVIC Aleksandar	7741.3	3681.8	2868.1	822.9	312.0	56.5	72	22	27.7
10	TADIC Dusan	12261.6	3031.1	6123.4	2159.3	817.8	131.2	169	53	30.4
14	ZIVKOVIC Andrija	6256.7	2164.2	2635.3	846.5	350.4	259.7	78	30	31.9
16	LUKIC Sasa	7741.2	2315.4	3576.4	1332.3	346.0	171.1	108	28	32.9
20	MILINKOVIC-SAVIC Sergej	12306.2	3107.3	6448.4	2133.9	582.1	34.5	147	42	28.4
25	MLADENOVIC Filip	7821.8	2464.6	3175.6	1280.4	564.0	337.1	112	51	32.9
6	MAKSIMOVIC Nemanja	2124.3	568.5	785.3	449.1	242.8	78.6	34	16	28.1
7	RADONJIC Nemanja	4167.0	1595.1	1540.1	518.0	337.1	176.7	45	28	35.2
18	VLAHOVIC Dusan	3401.3	1316.3	1301.3	504.4	233.0	46.3	46	16	29.9
22	LAZOVIC Darko	3558.1	1237.5	1184.5	648.6	281.1	206.4	52	21	30.8
24	ILIC Ivan	5030.0	1260.0	2241.8	1116.1	318.4	93.6	79	28	32.2



FIFA WORLD CUP  
Qatar 2022

