




Belgium 1 - 0 Canada

Group F – Match 9
23 November 2022
22:00 Kick Off
Ahmad Bin Ali Stadium



POST MATCH SUMMARY REPORT

Match Summary - Teams



Belgium

1 — 0

Canada

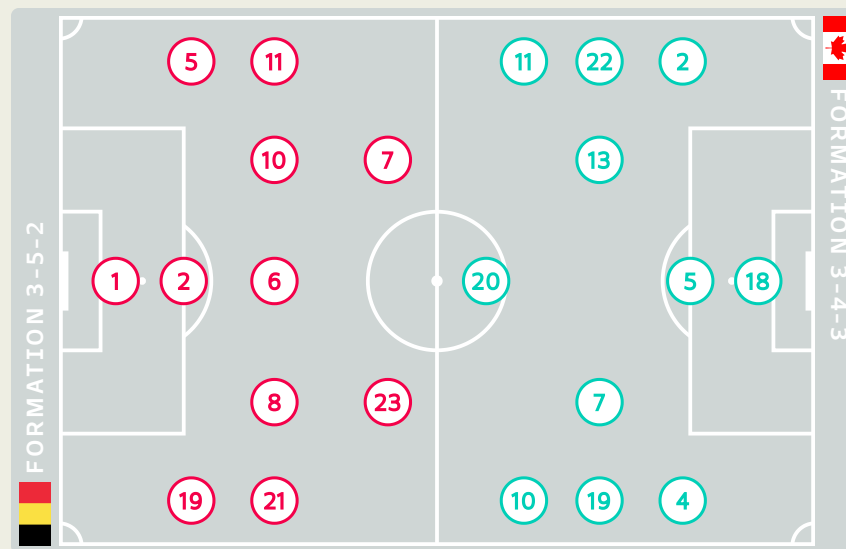


STARTING

1	GK	COURTOIS Thibaut	
2	DF	ALDERWEIRELD Toby	
5	DF	VERTONGHEN Jan	
6	MF	WITSEL Axel	
7	MF	DE BRUYNE Kevin	
8	MF	TIELEMANS Youri	↓ 46'
10	FW	HAZARD Eden (C)	↓ 62'
11	FW	CARRASCO Yannick	9' ↓ 46'
19	DF	DENDONCKER Leander	
21	MF	CASTAGNE Timothy	
23	FW	BATSHUAYI Michy	44' ↓ 78'

SUBSTITUTES

12	GK	MIGNOLET Simon	
13	GK	CASTEELS Koen	
3	DF	THEATE Arthur	
4	DF	FAES Wout	
9	FW	LUKAKU Romelu	
14	FW	MERTENS Dries	
15	MF	MEUNIER Thomas	↑ 46' 54'
16	MF	HAZARD Thorgan	
17	FW	TROSSARD Leandro	↑ 62'
18	MF	ONANA Amadou	↑ 46' 56'
20	MF	VANAKEN Hans	
22	FW	DE KETELAERE Charles	
24	FW	OPENDA Lois	↑ 78'
25	FW	DOKU Jeremy	
26	DF	DEBAST Zeno	



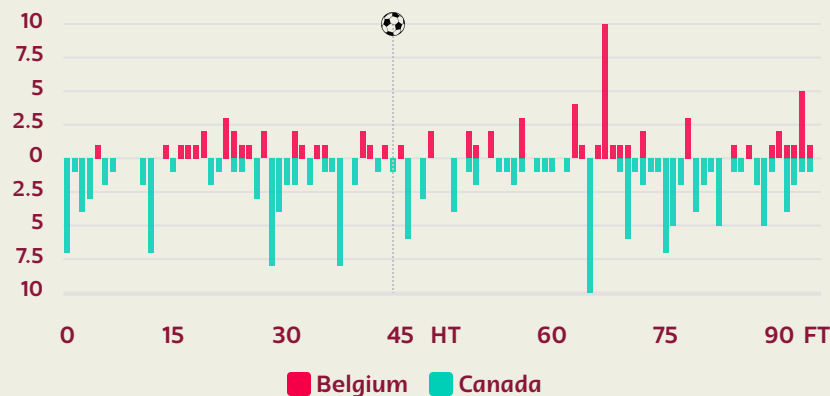
STARTING

		BORJAN Milan	GK	18	
83'		JOHNSTON Alistair	DF	2	
		MILLER Kamal	DF	4	
		VITORIA Steven	DF	5	
↓ 81'		EUSTAQUIO Stephen	MF	7	
↓ 58'		HOILETT Junior	MF	10	
↓ 81'		BUCHANAN Tajon	FW	11	
↓ 58'		(C) HUTCHINSON Atiba	MF	13	
81'		DAVIES Alphonso	FW	19	
		DAVID Jonathan	FW	20	
↓ 74'		LARYEA Richie	DF	22	

SUBSTITUTES

		ST. CLAIR Dayne	GK	1	
		PANTEMIS James	GK	16	
↑ 74'		ADEKUGBE Sam	DF	3	
		PIETTE Samuel	MF	6	
		FRASER Liam	MF	8	
		CAVALLINI Lucas	FW	9	
		UGBO Ike	FW	12	
		KAYE Mark-Anthony	MF	14	
↑ 58'		KONE Ismael	MF	15	
↑ 58'		LARIN Cyle	FW	17	
↑ 81'		OSORIO Jonathan	MF	21	
↑ 81'		MILLAR Liam	MF	23	
		WOTHERSPOON David	MF	24	
		CORNELIUS Derek	DF	25	
		WATERMAN Joel	DF	26	

Distribution in the Final Third



Match Summary - Key Statistics



Possession

Total	46.4%	9.7%	43.9%	Total
1	Goals			0
9 (3)	Attempts at Goal (On Target)			21 (4)
512 (439)	Total Passes (Complete)			448 (382)
86 %	Pass Completion %			85 %
98	Completed Line Breaks			102
6	Defensive Line Breaks			13
93	Receptions in the Final Third			117
8	Crosses			19
14	Ball Progressions			16
284 (41)	Defensive Pressures Applied (Direct Pressures)			320 (53)
74	Forced Turnovers			47
59	Second Balls			69
117.3 km	Total Distance Covered			120.3 km
17.7 km	High Speed Distance Covered			19.3 km



Belgium

Phases of Play

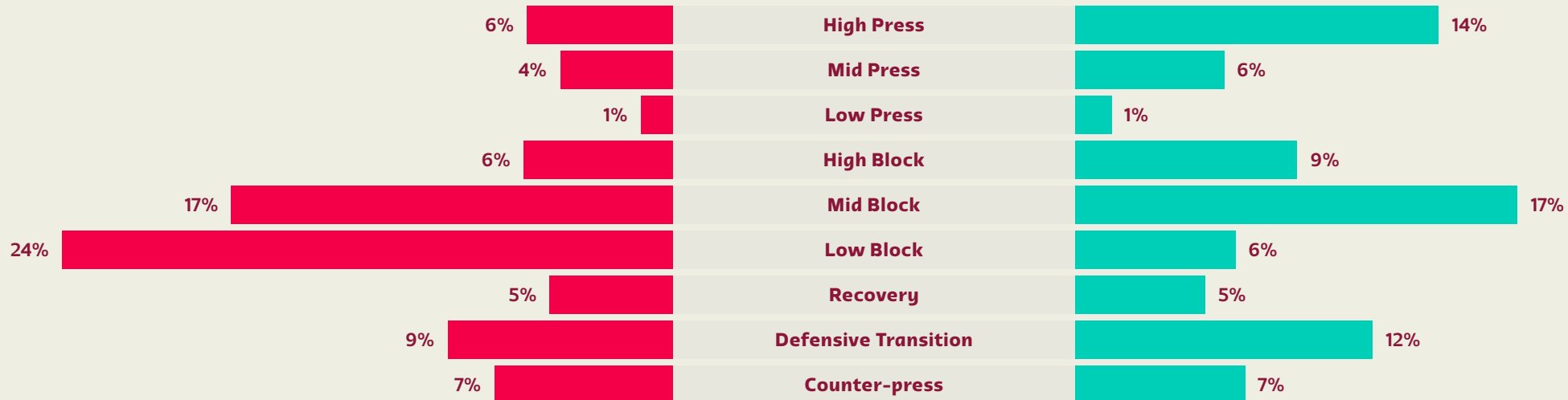
Canada



IN POSSESSION



OUT OF POSSESSION





FIFA WORLD CUP
Qatar 2022



IN POSSESSION

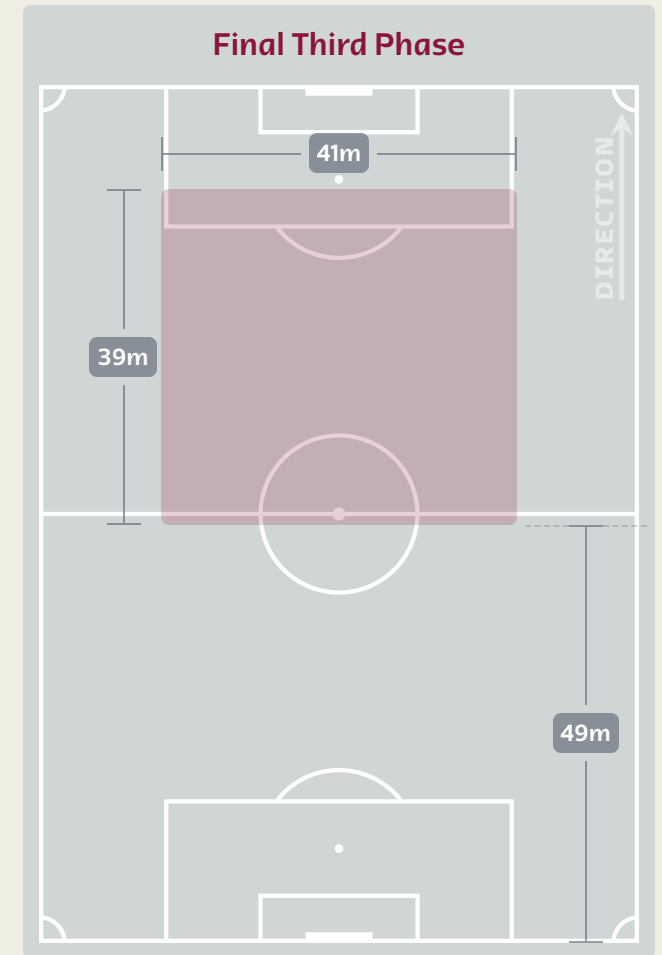
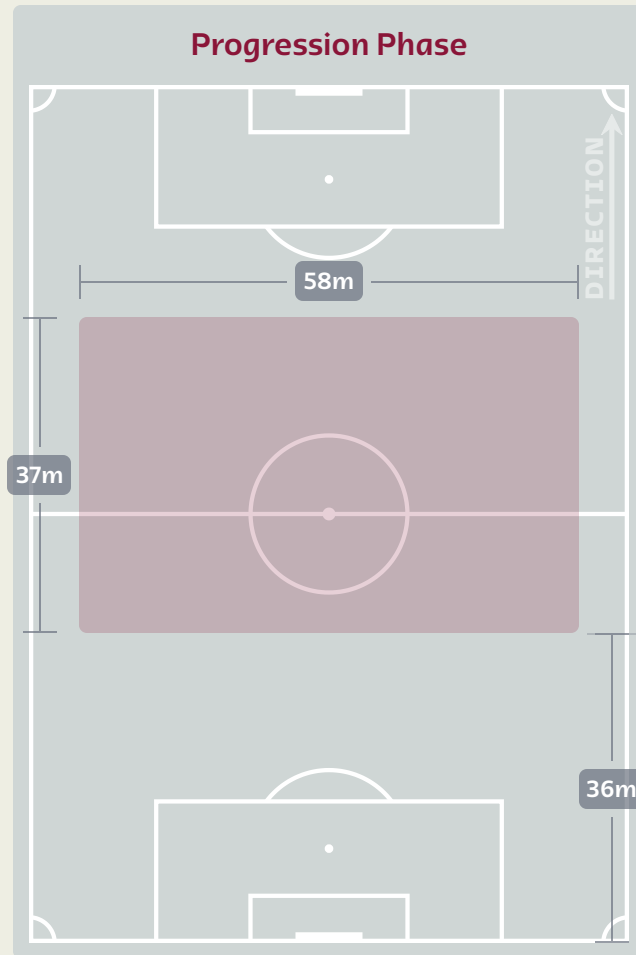
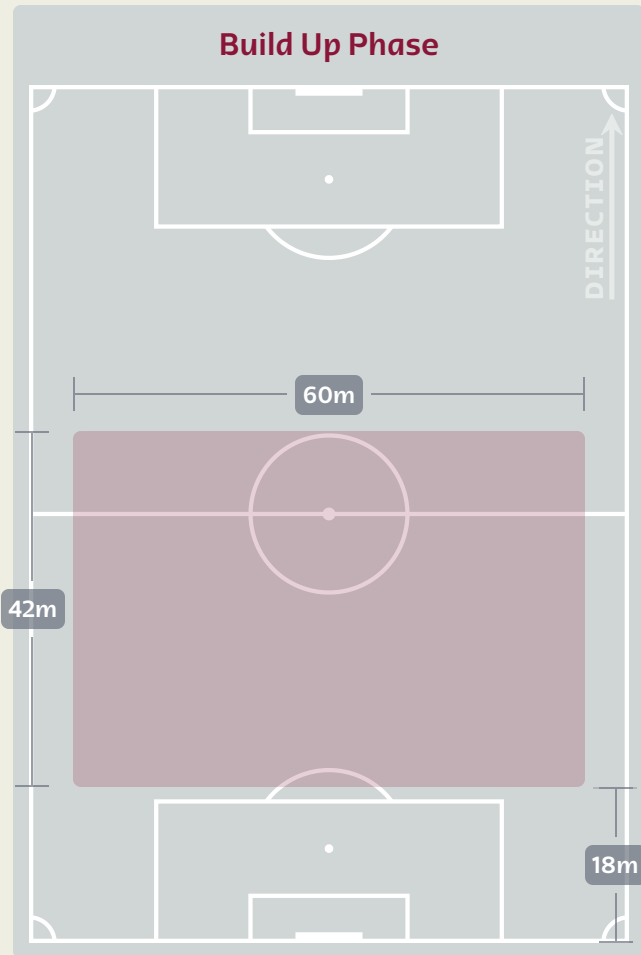


Belgium v Canada



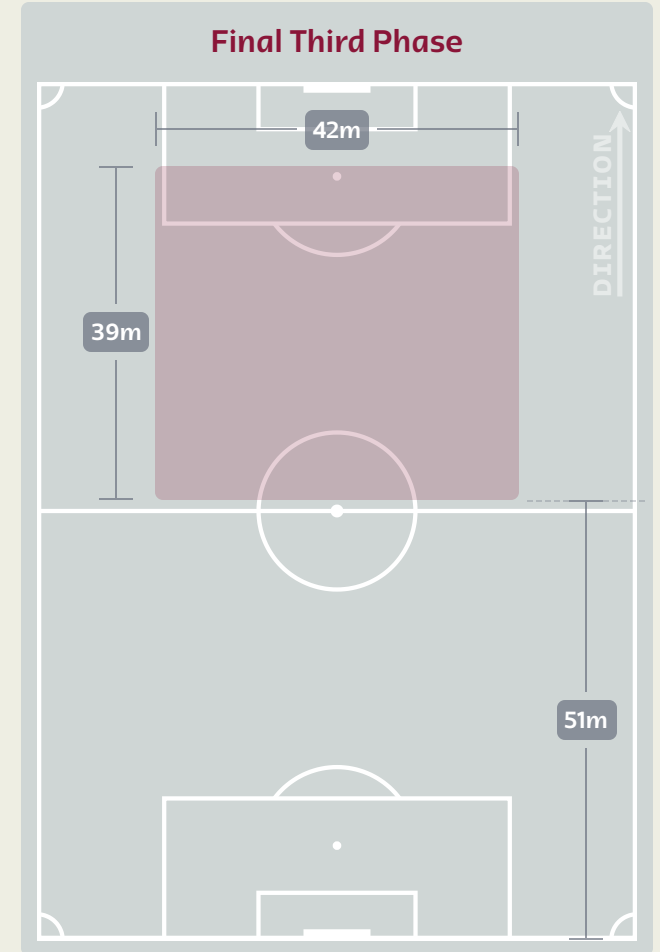
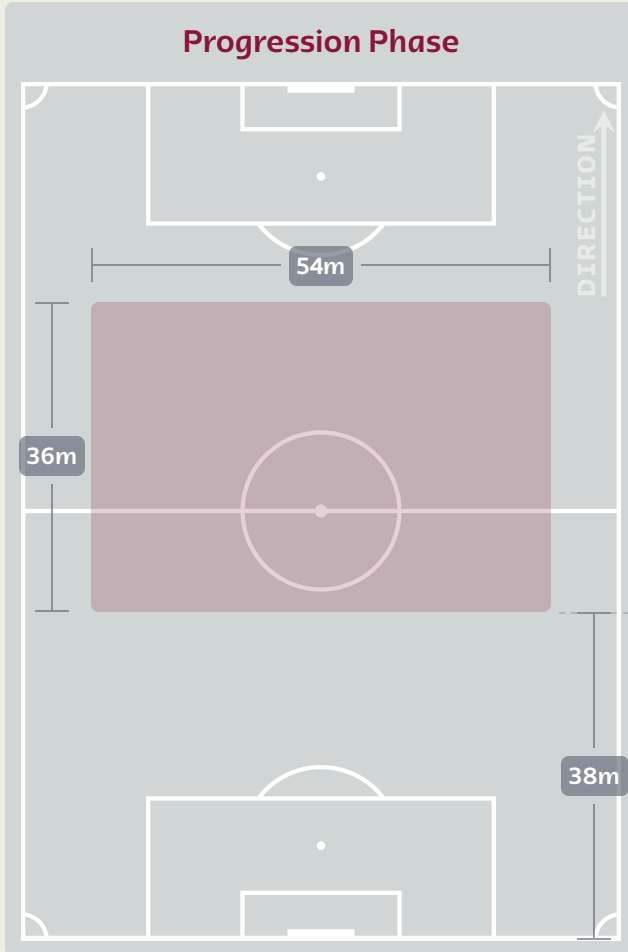
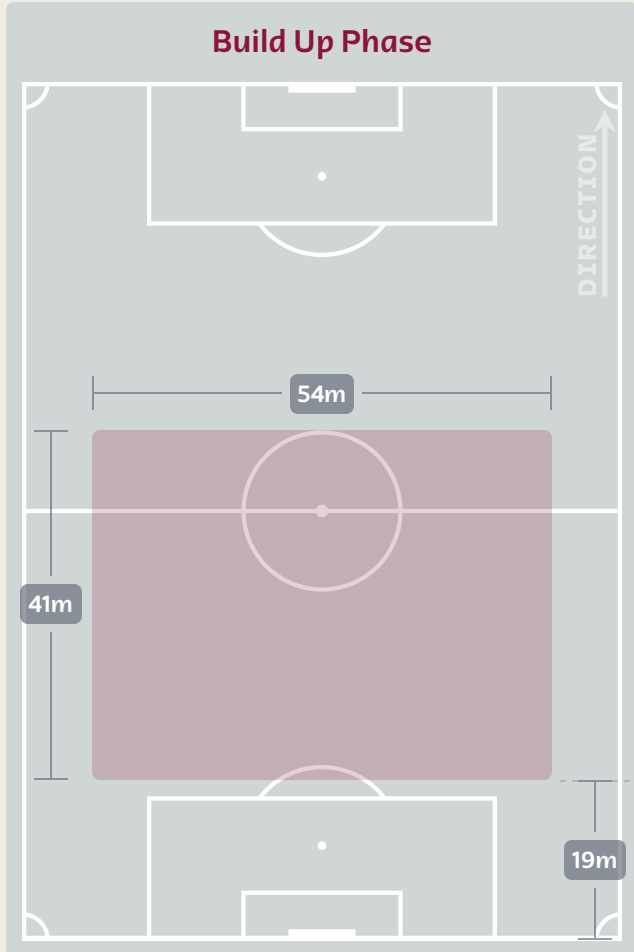
In Possession Line Height & Team Length

Belgium



In Possession Line Height & Team Length

Canada



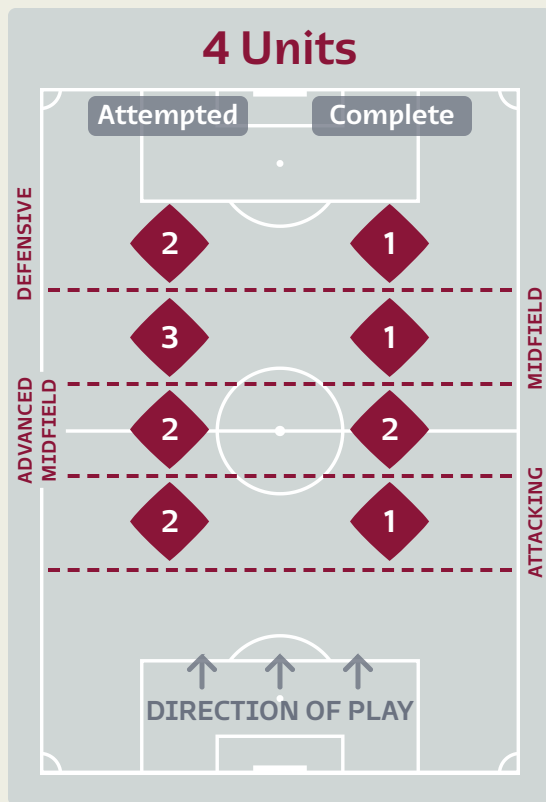
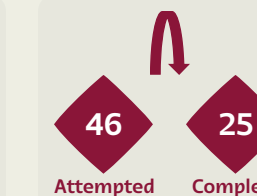

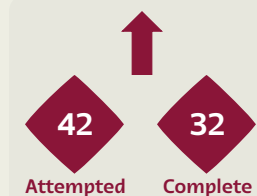
Line Breaks



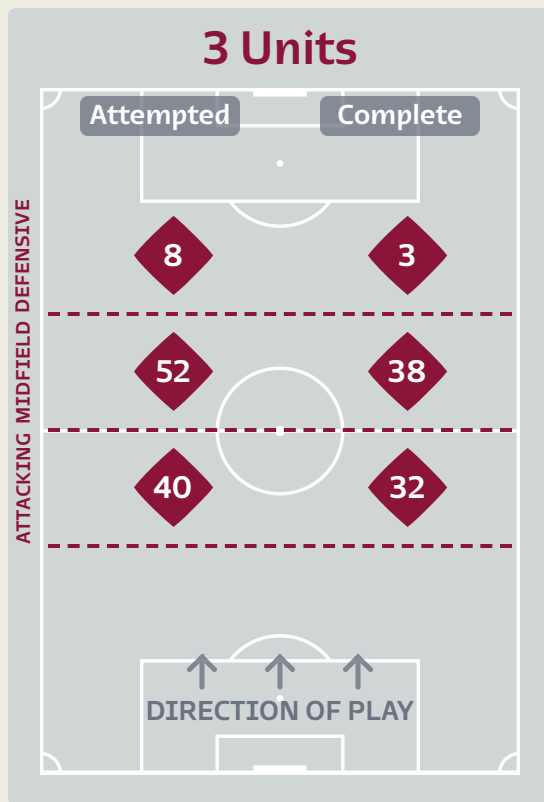
Belgium

Attempted Line Breaks

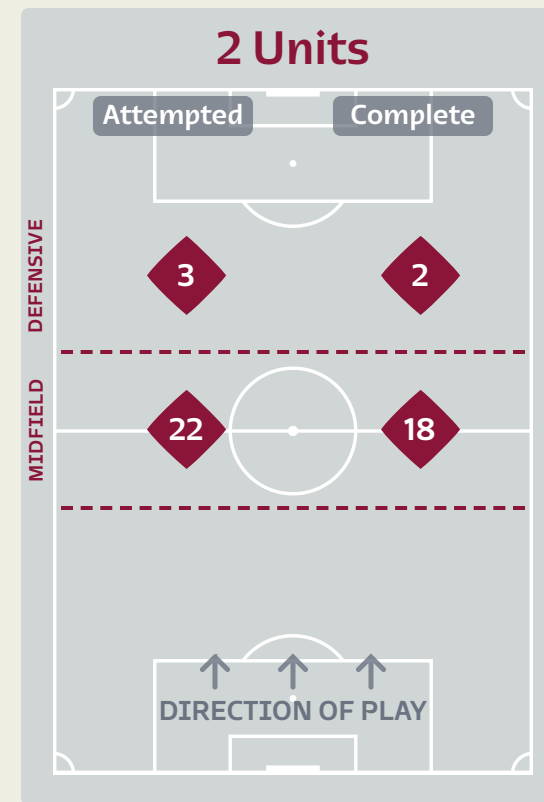
134



Attempted Line Breaks	9
Inside Shape	6
Outside Shape	3



Attempted Line Breaks	100
Inside Shape	67
Outside Shape	33



Attempted Line Breaks	25
Inside Shape	15
Outside Shape	10

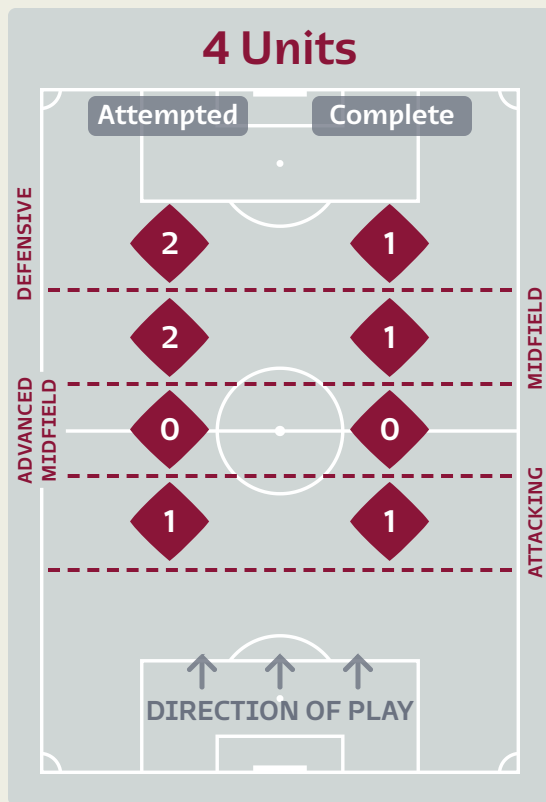
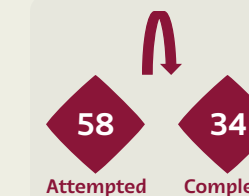
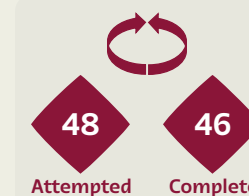
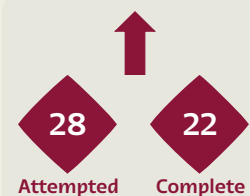
Line Breaks



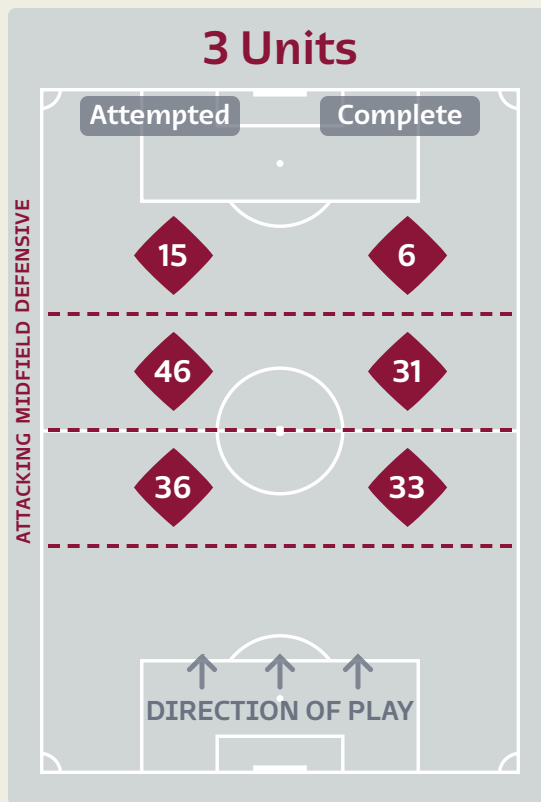
Canada

Attempted Line Breaks

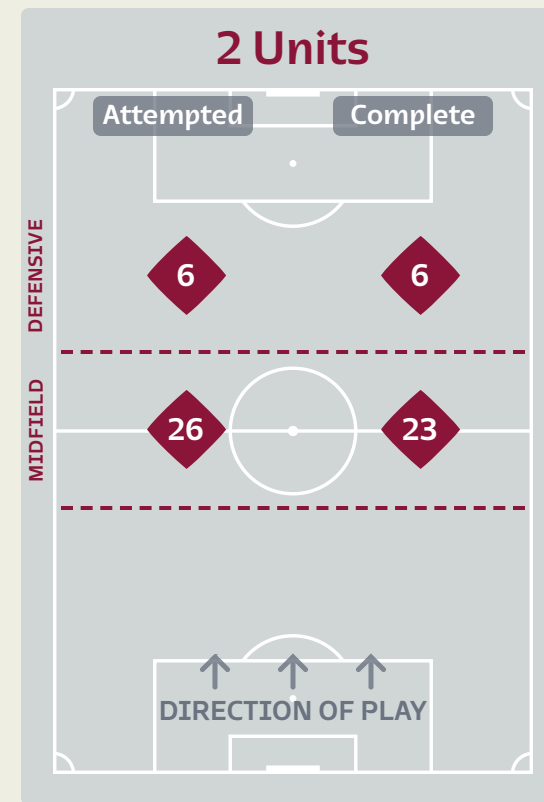
134



Attempted Line Breaks	5
Inside Shape	4
Outside Shape	1



Attempted Line Breaks	97
Inside Shape	49
Outside Shape	48



Attempted Line Breaks	32
Inside Shape	18
Outside Shape	14

Line Breaks



					4 Units				3 Units			2 Units		Direction			Distribution Type		
#	Player	Line Breaks Attempted	Line Breaks Completed	Line Break Completion %	Attacking Line	Attacking Midfield Line	Midfield Line	Defensive Line	Attacking Line	Midfield Line	Defensive Line	Midfield Line	Defensive Line	Through	Around	Over	Pass	Cross	Ball Progression
18	BORJAN Milan	10	5	50%	0	0	0	0	4	3	1	2	0	0	2	8	10	0	0
2	JOHNSTON Alistair	18	14	77%	0	0	0	1	4	8	2	3	0	3	4	11	18	0	0
4	MILLER Kamal	13	11	84%	1	0	0	0	5	4	1	2	0	3	7	3	13	0	0
5	VITORIA Steven	19	14	73%	0	0	1	0	9	5	2	2	0	2	4	13	19	0	0
7	EUSTAQUIO Stephen	24	21	87%	0	0	0	0	6	8	2	6	2	7	11	6	24	0	0
10	HOILETT Junior	3	2	66%	0	0	0	1	0	0	0	0	2	0	0	3	2	1	0
11	BUCHANAN Tajon	3	1	33%	0	0	0	0	0	1	1	0	1	1	0	2	1	1	1
13	HUTCHINSON Atiba	4	4	100%	0	0	0	0	2	1	0	1	0	1	1	2	4	0	0
19	DAVIES Alphonso	10	7	70%	0	0	0	0	3	4	0	3	0	3	5	2	6	1	3
20	DAVID Jonathan	7	4	57%	0	0	0	0	1	3	2	1	0	1	2	4	6	1	0
22	LARYEA Richie	4	4	100%	0	0	1	0	0	0	2	0	1	0	3	1	3	1	0
3	ADEKUGBE Sam	5	4	80%	0	0	0	0	1	4	0	0	0	1	2	2	4	1	0
15	KONE Ismael	5	5	100%	0	0	0	0	1	0	0	4	0	2	3	0	5	0	0
17	LARIN Cyle	2	2	100%	0	0	0	0	0	1	1	0	0	1	1	0	2	0	0
21	OSORIO Jonathan	3	3	100%	0	0	0	0	0	1	0	2	0	2	1	0	2	0	1
23	MILLAR Liam	4	1	25%	0	0	0	0	0	3	1	0	0	1	2	1	3	1	0

Passing Networks



#	Passes From ↓ to →	COURTOIS Thibaut	ALDERWEIRELD Toby	VERTONGHEN Jan	WITSEL Axel	DE BRUYNE Kevin	TIELEMANS Yuri	HAZARD Eden	CARRASCO Yannick	DENDONCKER Leander	CASTAGNE Timothy	BATSHUAYI Michy	MEUNIER Thomas	TROSSARD Leandro	ONANA Amadou	OPENDA Lois
1	COURTOIS Thibaut	0	3	8	1	2	0	1	0	12	7	2	3	0	2	0
2	ALDERWEIRELD Toby	6	0	16	5	3	3	5	2	15	7	1	1	0	2	0
5	VERTONGHEN Jan	8	20	0	1	2	0	2	7	6	3	0	2	0	0	0
6	WITSEL Axel	1	7	6	0	1	2	3	0	2	5	2	2	3	5	2
7	DE BRUYNE Kevin	1	3	1	3	0	1	1	0	2	4	2	1	3	1	1
8	TIELEMANS Yuri	0	1	0	4	1	0	3	0	4	0	0	0	0	0	0
10	HAZARD Eden	0	0	2	5	1	0	0	1	2	1	3	0	0	0	0
11	CARRASCO Yannick	0	3	5	1	0	0	2	0	0	0	0	0	0	0	0
19	DENDONCKER Leander	8	21	12	2	5	4	1	2	0	3	1	2	1	5	0
21	CASTAGNE Timothy	0	2	4	0	3	2	0	0	6	0	4	0	4	0	0
23	BATSHUAYI Michy	0	0	0	0	1	2	1	0	1	1	0	1	1	0	0
15	MEUNIER Thomas	1	1	3	0	2	0	0	0	1	1	0	0	0	2	1
17	TROSSARD Leandro	0	1	0	1	6	0	0	0	0	1	0	1	0	0	0
18	ONANA Amadou	1	2	0	1	3	0	0	0	4	0	1	5	0	0	0
24	OPENDA Lois	0	0	0	2	1	0	0	0	0	0	0	0	0	0	0

Top 5 Player to Player Passers		
Player	Passed To	% of Total Team Passes
DENDONCKER Leander	ALDERWEIRELD Toby	4.9%
VERTONGHEN Jan	ALDERWEIRELD Toby	4.7%
ALDERWEIRELD Toby	VERTONGHEN Jan	3.8%
ALDERWEIRELD Toby	DENDONCKER Leander	3.5%
COURTOIS Thibaut	DENDONCKER Leander	2.8%

Passing Networks

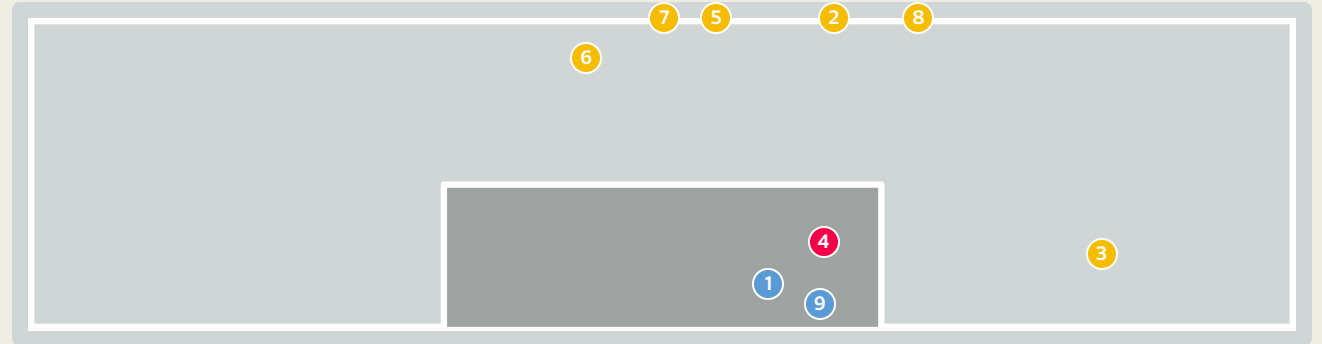
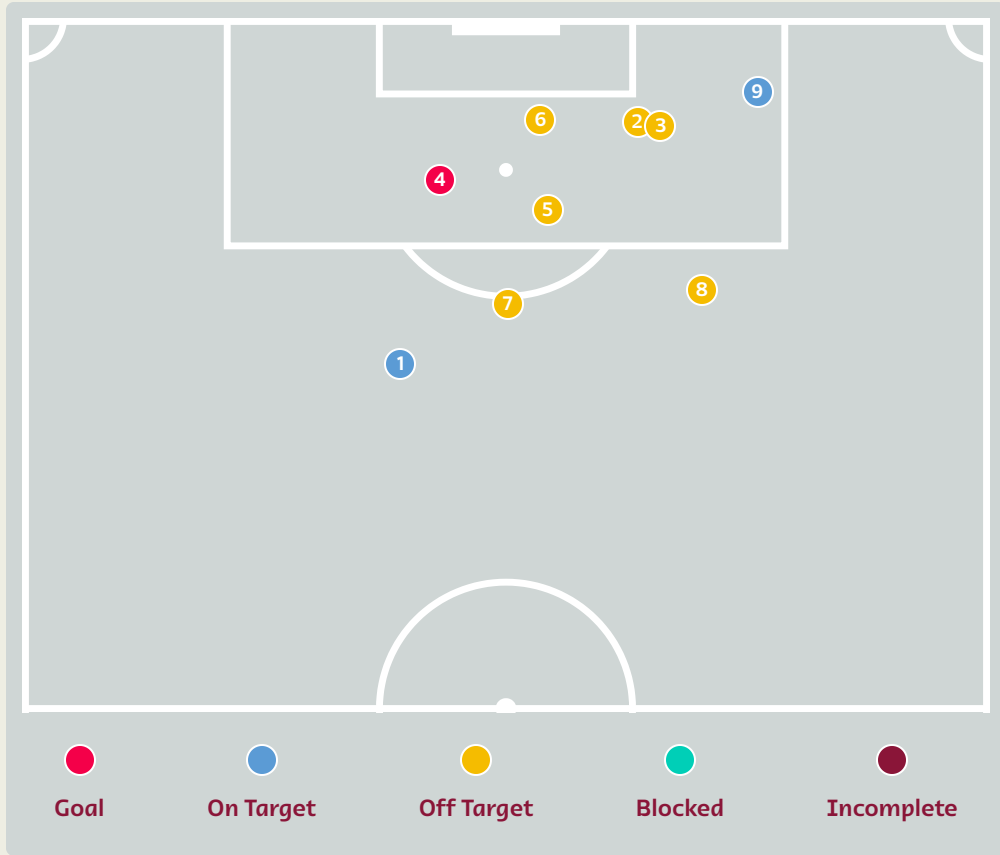


#	Passes From ↓ to →	BORJAN Milan	JOHNSTON Alistair	MILLER Kamal	VITORIA Steven	EUSTAQUIO Stephen	HOILETT Junior	BUCHANAN Tajon	HUTCHINSON Atiba	DAVIES Alphonso	DAVID Jonathan	LARYEA Richie	ADEKUGBE Sam	KONE Ismael	LARIN Cyle	OSORIO Jonathan	MILLAR Liam
18	BORJAN Milan	0	8	4	6	0	0	0	2	1	1	1	3	0	0	1	0
2	JOHNSTON Alistair	1	0	1	4	6	1	5	1	1	2	2	0	1	2	0	0
4	MILLER Kamal	5	0	0	6	4	3	1	2	3	0	0	4	5	1	2	2
5	VITORIA Steven	5	2	5	0	9	0	3	4	3	3	3	1	2	0	0	1
7	EUSTAQUIO Stephen	0	6	7	5	0	0	6	9	9	6	4	0	3	1	0	0
10	HOILETT Junior	0	0	0	0	0	0	1	2	0	2	0	0	0	0	0	0
11	BUCHANAN Tajon	0	3	0	0	3	0	0	0	1	1	1	0	2	1	0	0
13	HUTCHINSON Atiba	1	3	1	3	7	3	0	0	3	2	2	0	0	0	0	0
19	DAVIES Alphonso	0	2	4	1	4	1	2	2	0	4	1	0	1	0	0	1
20	DAVID Jonathan	0	1	0	0	5	2	2	0	1	0	3	0	0	0	0	1
22	LARYEA Richie	0	3	2	0	1	0	1	0	1	2	0	0	1	1	0	0
3	ADEKUGBE Sam	1	0	3	3	2	0	0	0	1	0	0	0	4	1	2	0
15	KONE Ismael	2	1	5	7	3	0	0	0	1	0	0	5	0	1	2	0
17	LARIN Cyle	0	2	0	0	1	0	2	0	2	1	0	0	1	0	0	0
21	OSORIO Jonathan	0	1	0	1	0	0	0	0	0	0	0	2	2	0	0	1
23	MILLAR Liam	0	0	0	0	0	0	0	0	0	0	0	2	1	0	0	0

Top 5 Player to Player Passers		
Player	Passed To	% of Total Team Passes
VITORIA Steven	EUSTAQUIO Stephen	2.5%
EUSTAQUIO Stephen	HUTCHINSON Atiba	2.5%
EUSTAQUIO Stephen	DAVIES Alphonso	2.5%
BORJAN Milan	JOHNSTON Alistair	2.2%
EUSTAQUIO Stephen	MILLER Kamal	2%

Attempts at Goal

Belgium



Key	Outcome	Shots
●	Goals	1
●	On Target	2
●	Off Target	6
●	Blocked	0
●	Incomplete	0

Attempts at Goal

Belgium

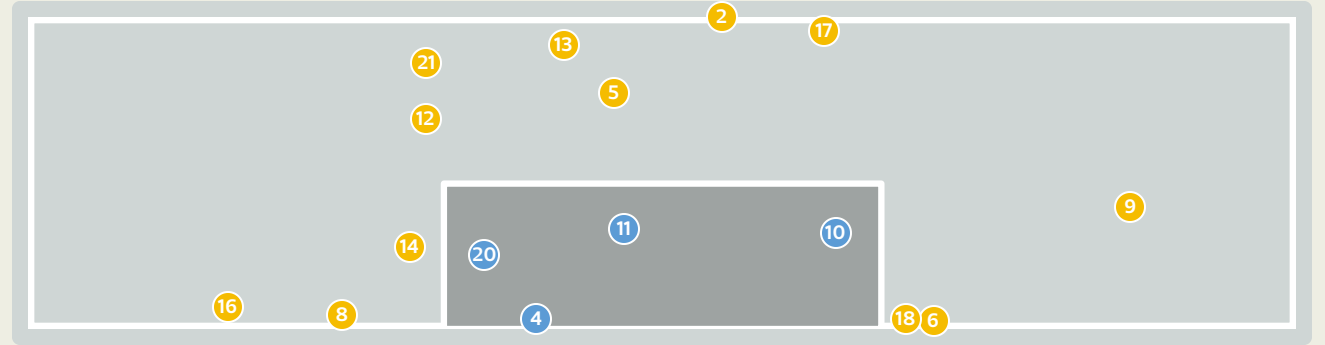
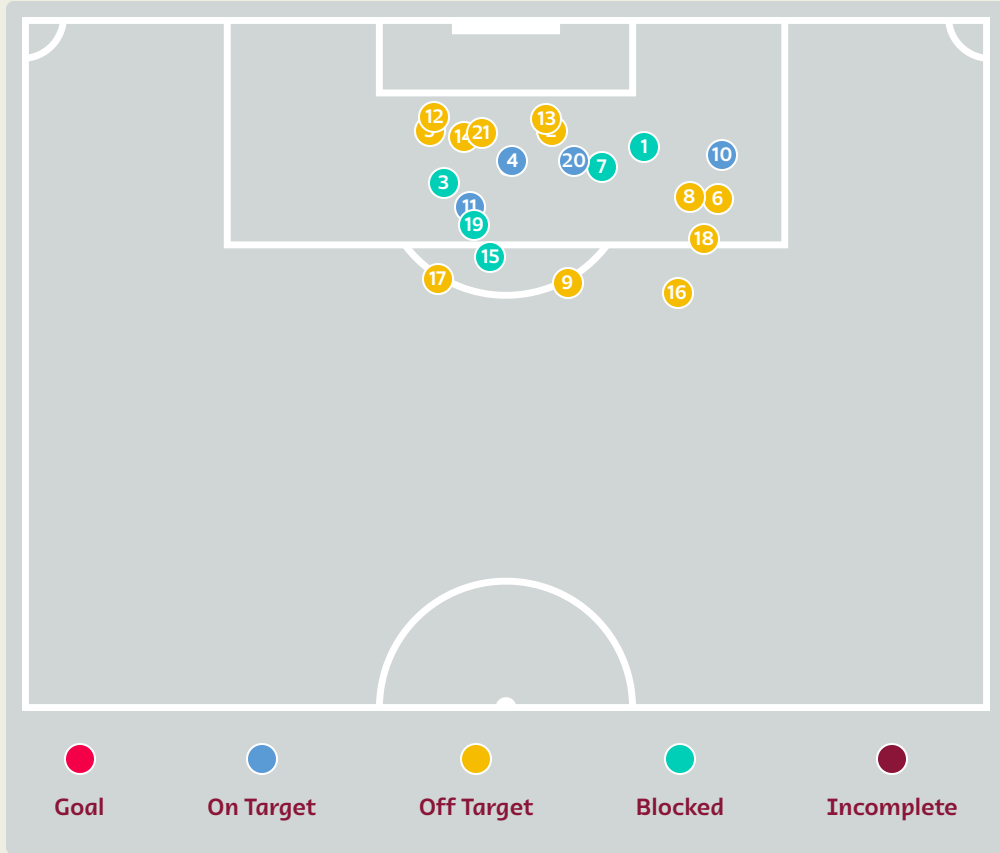


Time	Player	Outcome	Body Part	Delivery Type
0	23 BATSHUAYI Michy	Deflected On Target - Saved	Right Foot	Interception
22	23 BATSHUAYI Michy	Deflected Off Target - Defensive Event	Right Foot	Pass
32	23 BATSHUAYI Michy	Off Target	Right Foot	Cross
43	23 BATSHUAYI Michy	On Target - Goal	Left Foot	Pass
66	23 BATSHUAYI Michy	Deflected Off Target - Defensive Event	Right Foot	Pass
84	19 DENDONCKER Leander	Off Target	Head	Freekick
85	7 DE BRUYNE Kevin	Off Target	Right Foot	Pass
90	15 MEUNIER Thomas	Deflected Off Target - Defensive Event	Right Foot	Pass
90	7 DE BRUYNE Kevin	On Target - Saved	Right Foot	Pass

Canada



Attempts at Goal



Key	Outcome	Shots
	Goals	0
	On Target	4
	Off Target	12
	Blocked	5
	Incomplete	0

Attempts at Goal



Time	Player	Outcome	Body Part	Delivery Type
1	7 EUSTAQUIO Stephen	Incomplete - Blocked	Right Foot	Pass
6	20 DAVID Jonathan	Deflected Off Target - Defensive Event	Right Foot	Cross
7	11 BUCHANAN Tajon	Incomplete - Blocked	Right Foot	Corner
10	19 DAVIES Alphonso	On Target - Saved	Left Foot	Penalty
10	20 DAVID Jonathan	Off Target	Right Foot	Other
12	22 LARYEA Richie	Off Target	Left Foot	Pass
12	20 DAVID Jonathan	Incomplete - Blocked	Left Foot	Loose Ball
15	10 HOILETT Junior	Off Target	Left Foot	Pass
26	13 HUTCHINSON Atiba	Off Target	Right Foot	Pass
29	2 JOHNSTON Alistair	On Target - Saved	Right Foot	Pass
30	20 DAVID Jonathan	Deflected On Target - Defensive Event	Right Foot	Pass
31	20 DAVID Jonathan	Off Target	Head	Pass
46	11 BUCHANAN Tajon	Off Target	Left Foot	Cross
47	20 DAVID Jonathan	Off Target	Head	Pass
48	7 EUSTAQUIO Stephen	Incomplete - Blocked	Right Foot	Loose Ball
49	7 EUSTAQUIO Stephen	Off Target	Right Foot	Pass
62	11 BUCHANAN Tajon	Off Target	Right Foot	Pass

Attempts at Goal

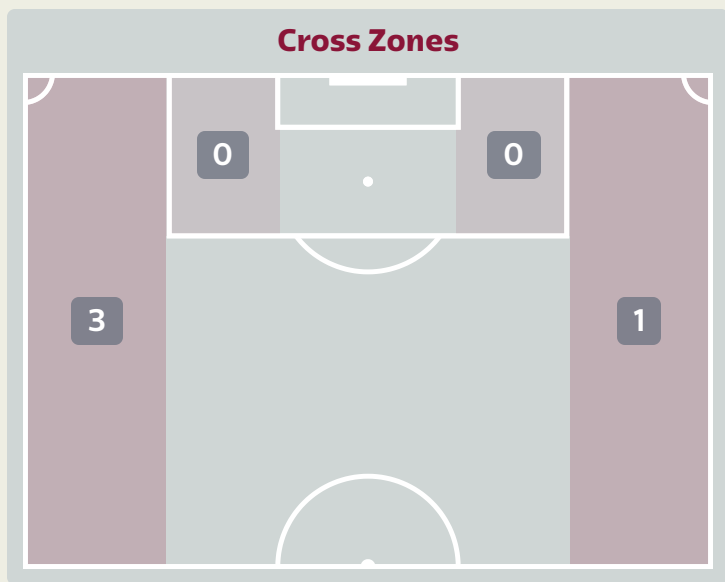
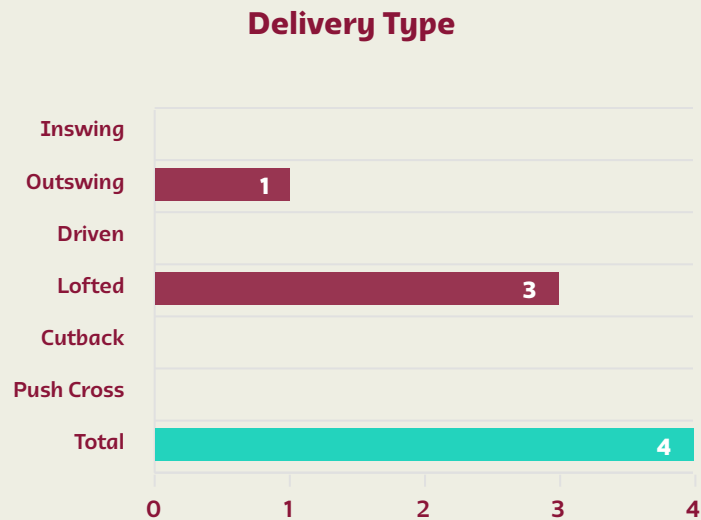
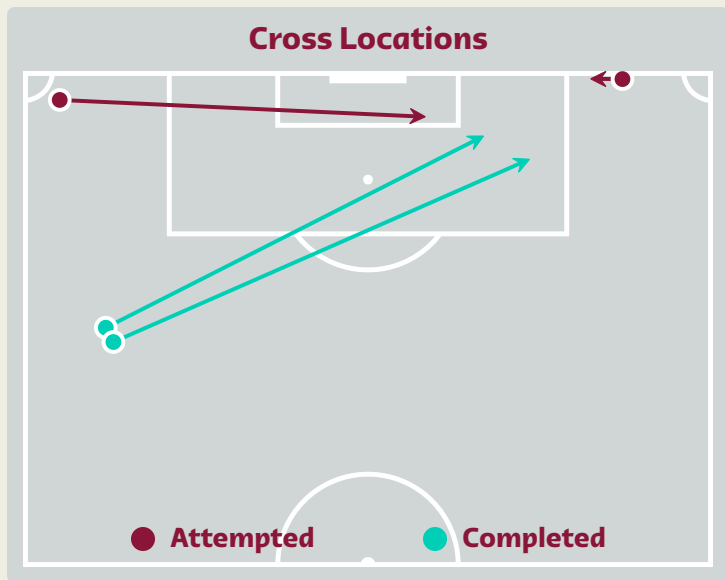
Canada

Time	Player	Outcome	Body Part	Delivery Type
66	22 LARYEA Richie	Off Target	Right Foot	Pass
76	20 DAVID Jonathan	Incomplete - Blocked	Left Foot	Pass
79	17 LARIN Cyle	On Target - Saved	Head	Cross
85	17 LARIN Cyle	Off Target	Head	Cross

Belgium



Crosses (Open Play)



Attempted

4

Completed

2

Most Crosses Attempted

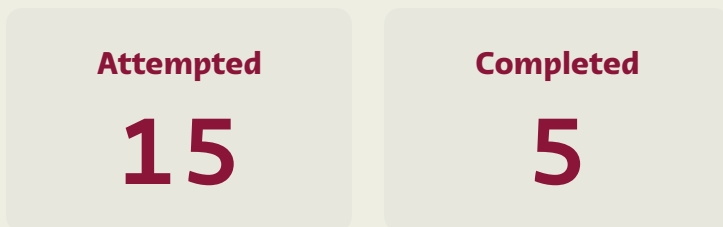
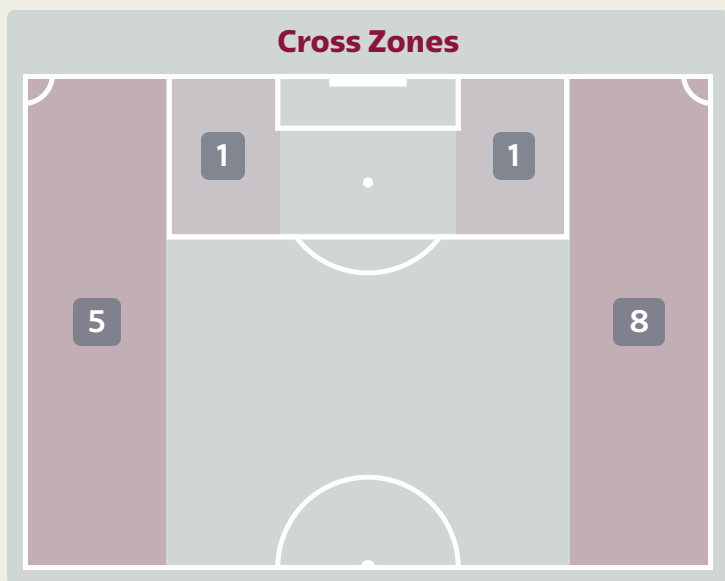
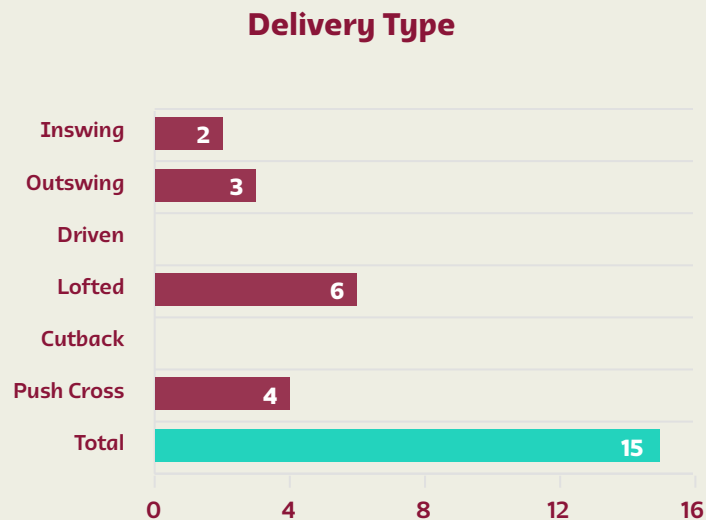
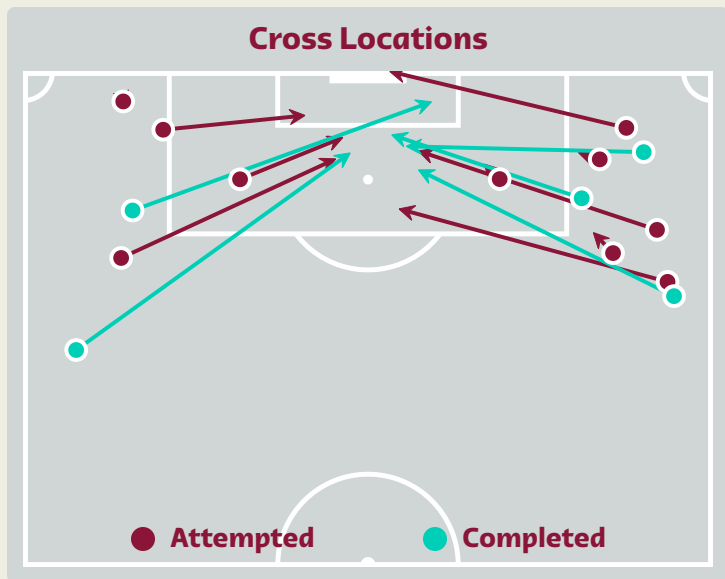
2

DE BRUYNE Kevin
CENTRE FORWARD LEFT

#	Player	Inswing	Outswing	Driven	Lofted	Cutback	Push Cross	Total Attempted
1	COURTOIS Thibaut	0	0	0	0	0	0	0
2	ALDERWEIRELD Toby	0	0	0	0	0	0	0
5	VERTONGHEN Jan	0	0	0	0	0	0	0
6	WITSEL Axel	0	0	0	0	0	0	0
7	DE BRUYNE Kevin	0	1	0	1	0	0	2
8	TIELEMANS Youri	0	0	0	0	0	0	0
10	HAZARD Eden	0	0	0	0	0	0	0
11	CARRASCO Yannick	0	0	0	0	0	0	0
19	DENDONCKER Leander	0	0	0	0	0	0	0
21	CASTAGNE Timothy	0	0	0	0	0	0	0
23	BATSHUAYI Michy	0	0	0	0	0	0	0
15	MEUNIER Thomas	0	0	0	1	0	0	1
17	TROSSARD Leandro	0	0	0	0	0	0	0
18	ONANA Amadou	0	0	0	0	0	0	0
24	OPENDA Lois	0	0	0	1	0	0	1



Crosses (Open Play)



#	Player	Inswing	Outswing	Driven	Lofted	Cutback	Push Cross	Total Attempted
18	BORJAN Milan	0	0	0	0	0	0	0
2	JOHNSTON Alistair	0	1	0	2	0	0	3
4	MILLER Kamal	0	0	0	0	0	0	0
5	VITORIA Steven	0	0	0	0	0	0	0
7	EUSTAQUIO Stephen	0	0	0	0	0	0	0
10	HOILETT Junior	0	0	0	1	0	1	2
11	BUCHANAN Tajon	0	2	0	1	0	0	3
13	HUTCHINSON Atiba	0	0	0	0	0	0	0
19	DAVIES Alphonso	1	0	0	0	0	0	1
20	DAVID Jonathan	0	0	0	0	0	1	1
22	LARYEA Richie	0	0	0	0	0	2	2
3	ADEKUGBE Sam	0	0	0	2	0	0	2
15	KONE Ismael	0	0	0	0	0	0	0
17	LARIN Cyle	0	0	0	0	0	0	0
21	OSORIO Jonathan	0	0	0	0	0	0	0
23	MILLAR Liam	1	0	0	0	0	0	1

Offering to Receive

Belgium



618

Total Offers Made

211

Total Offers Received

Most Offers

98

WITSEL Axel
CENTRE MIDFIELD

128

Offers Made in Final Third

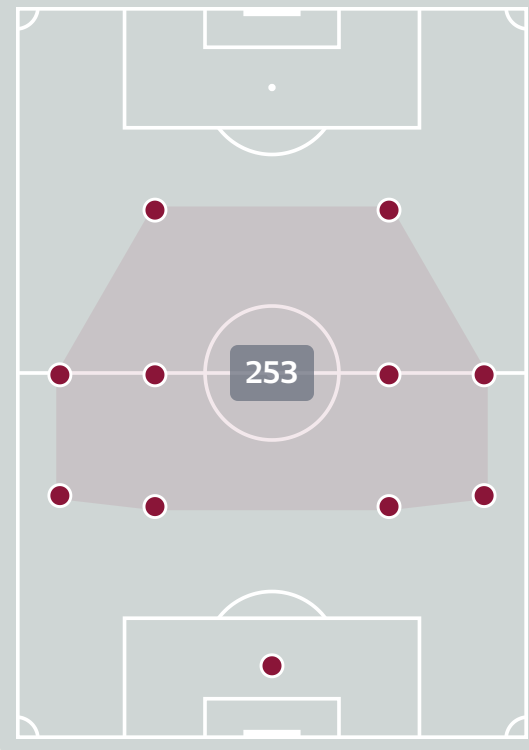
286

Offers Made in Middle Third

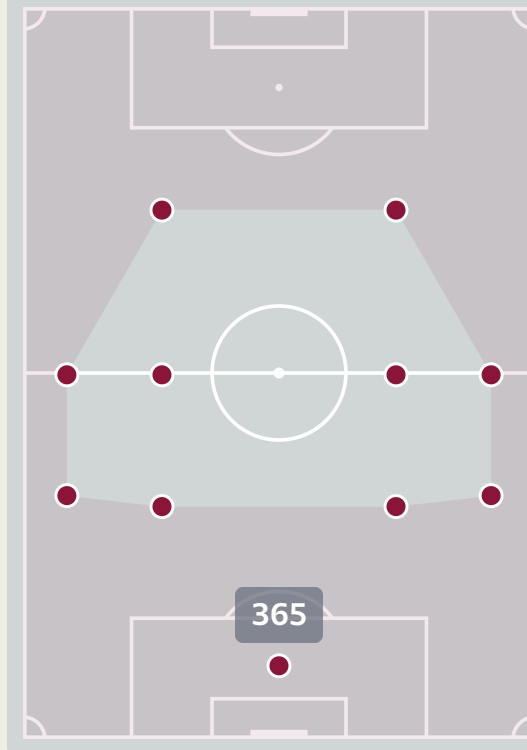
204

Offers Made in Defensive Third

Offers Made Inside Shape



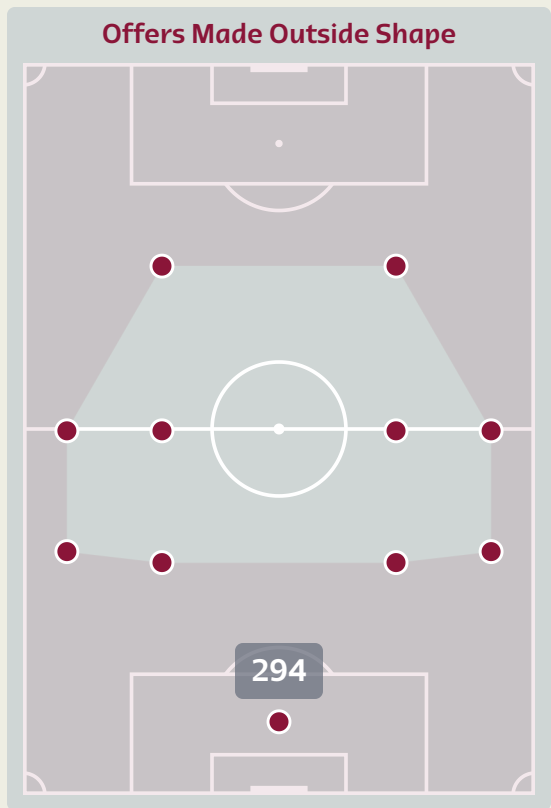
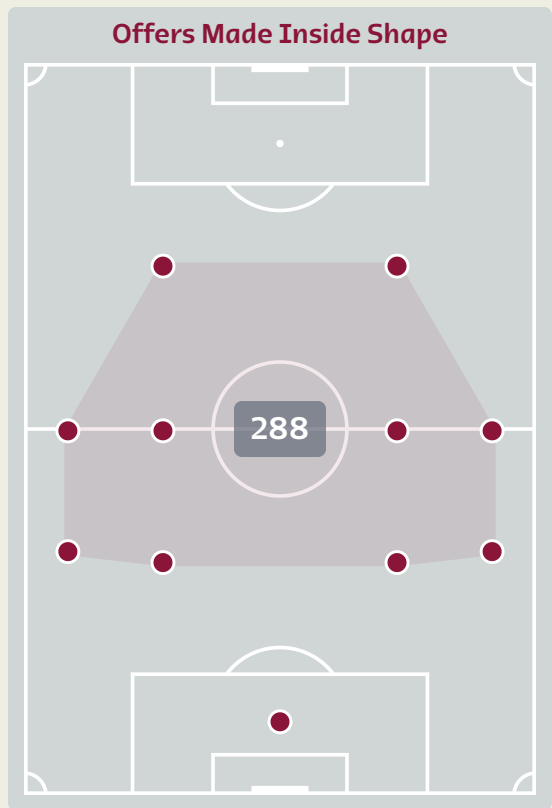
Offers Made Outside Shape



#	Player	Offers Made	Offers Received	% Made & Received
1	COURTOIS Thibaut	14	6	42.9%
2	ALDERWEIRELD Toby	13	8	61.5%
5	VERTONGHEN Jan	47	30	63.8%
6	WITSEL Axel	98	25	25.5%
7	DE BRUYNE Kevin	80	24	30%
8	TIELEMANS Youri	41	12	29.3%
10	HAZARD Eden	48	14	29.2%
11	CARRASCO Yannick	32	8	25%
19	DENDONCKER Leander	40	25	62.5%
21	CASTAGNE Timothy	81	26	32.1%
23	BATSHUAYI Michy	34	8	23.5%
15	MEUNIER Thomas	25	8	32%
17	TROSSARD Leandro	27	7	25.9%
18	ONANA Amadou	32	7	21.9%
24	OPENDA Lois	6	3	50%



Offering to Receive



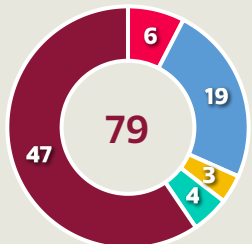
#	Player	Offers Made	Offers Received	% Made & Received
18	BORJAN Milan	7	5	71.4%
2	JOHNSTON Alistair	47	22	46.8%
4	MILLER Kamal	29	13	44.8%
5	VITORIA Steven	31	14	45.2%
7	EUSTAQUIO Stephen	69	23	33.3%
10	HOILETT Junior	32	5	15.6%
11	BUCHANAN Tajon	31	9	29%
13	HUTCHINSON Atiba	46	17	37%
19	DAVIES Alphonso	48	14	29.2%
20	DAVID Jonathan	87	16	18.4%
22	LARYEA Richie	44	12	27.3%
3	ADEKUGBE Sam	25	12	48%
15	KONE Ismael	38	26	68.4%
17	LARIN Cyle	28	12	42.9%
21	OSORIO Jonathan	9	5	55.6%
23	MILLAR Liam	11	3	27.3%

Movement to Receive

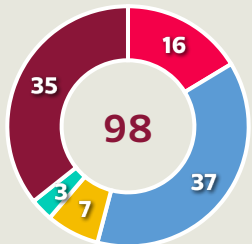


Movement Types by Phase

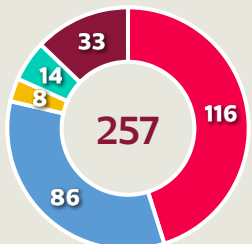
Final Third Phase



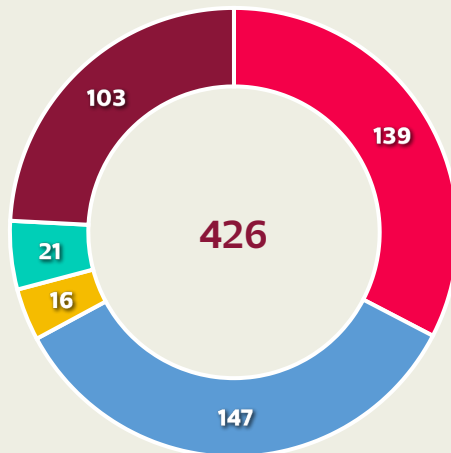
Progression Phase



Build Up Phase



All Movement Types

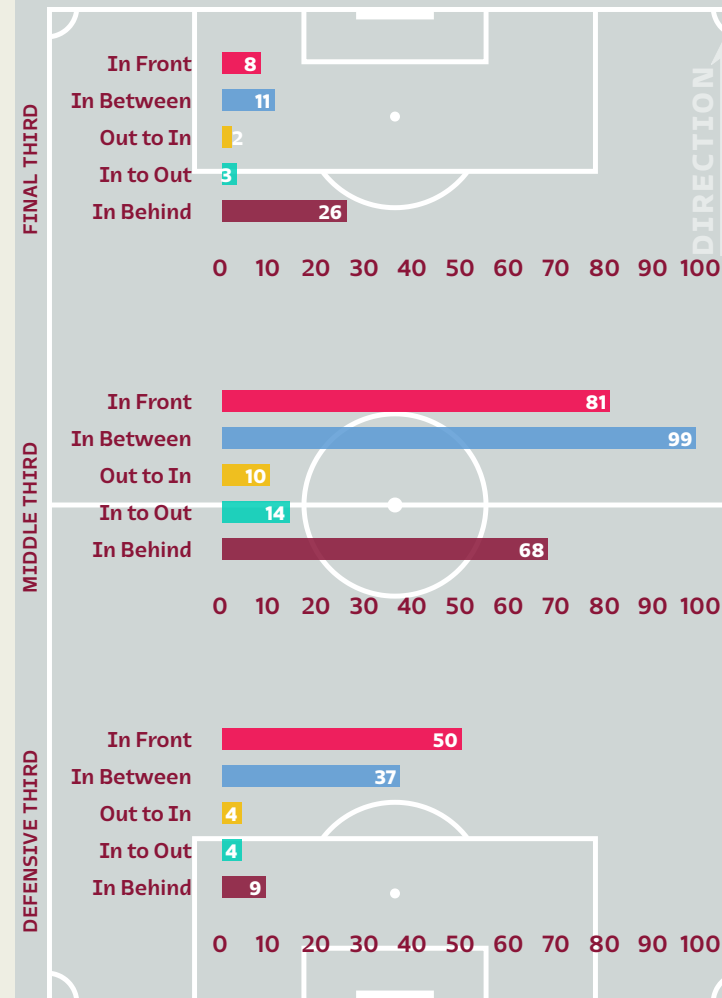


- In Front
- In Between
- Out to In
- In to Out
- In Behind

Top Ranked Players

Type	Player	Movements
In Front	6 WITSEL Axel	44
In Between	6 WITSEL Axel	39
Out to In	6 WITSEL Axel	3
In to Out	7 DE BRUYNE Kevin	7
In Behind	21 CASTAGNE Timothy	30

Movement Types Pitch Third

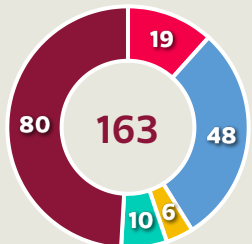




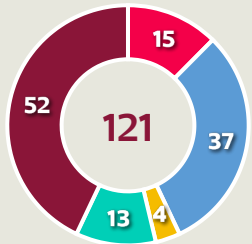
Movement to Receive

Movement Types by Phase

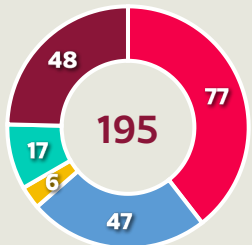
Final Third Phase



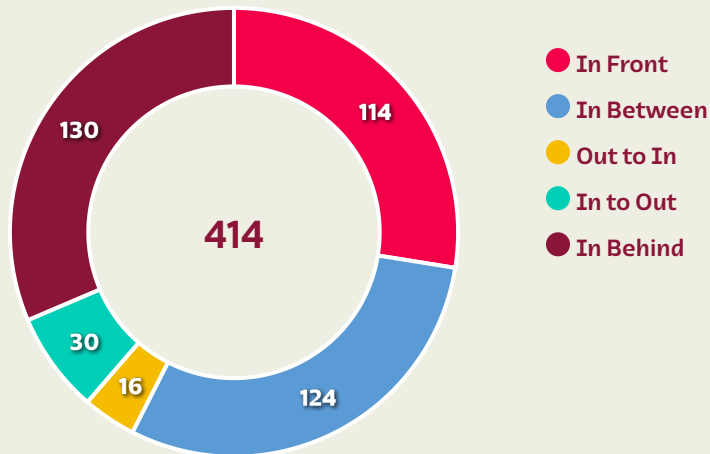
Progression Phase



Build Up Phase



All Movement Types

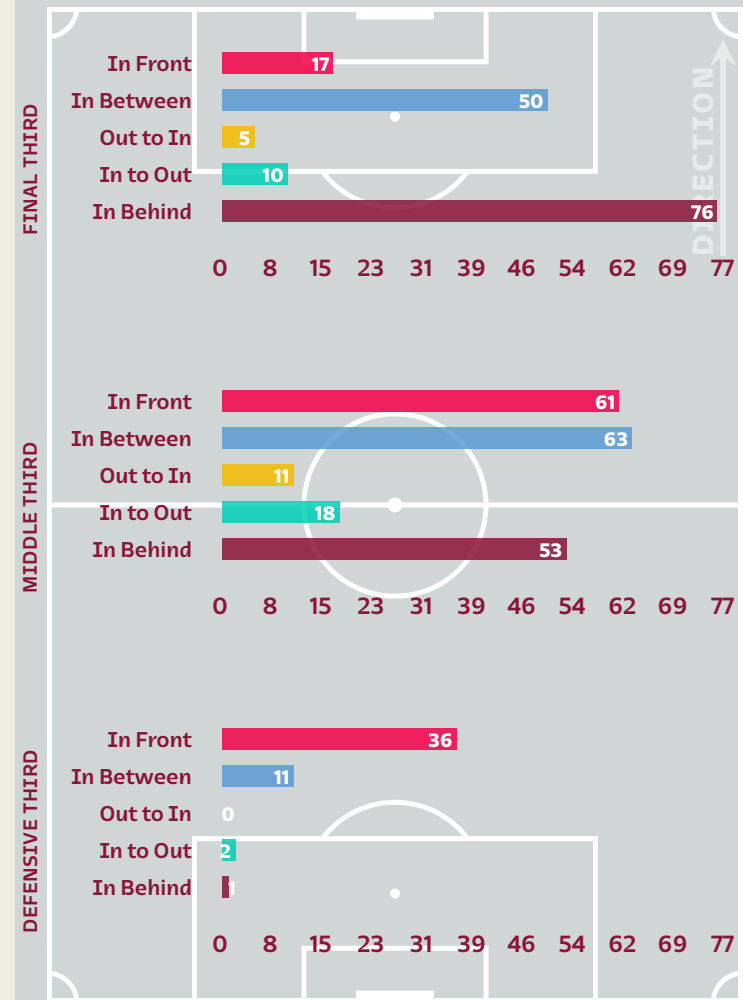


- In Front
- In Between
- Out to In
- In to Out
- In Behind

Top Ranked Players

Type	Player	Movements
In Front	7 EUSTAQUIO Stephen	25
In Between	20 DAVID Jonathan	28
Out to In	20 DAVID Jonathan	5
In to Out	19 DAVIES Alphonso	9
In Behind	20 DAVID Jonathan	43

Movement Types Pitch Third





FIFA WORLD CUP
Qatar 2022



OUT OF POSSESSION



Belgium v Canada



Defensive Actions

74

Forced Turnovers

39

Possession Regained

9

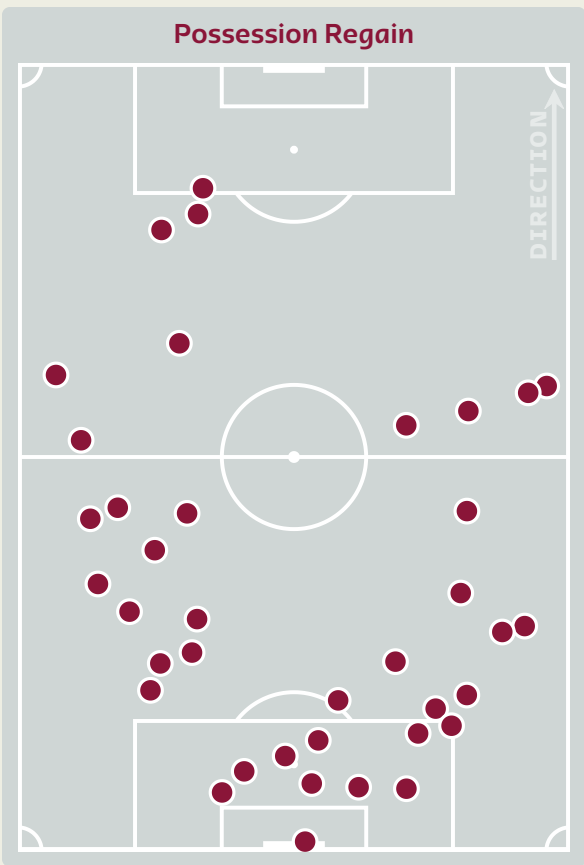
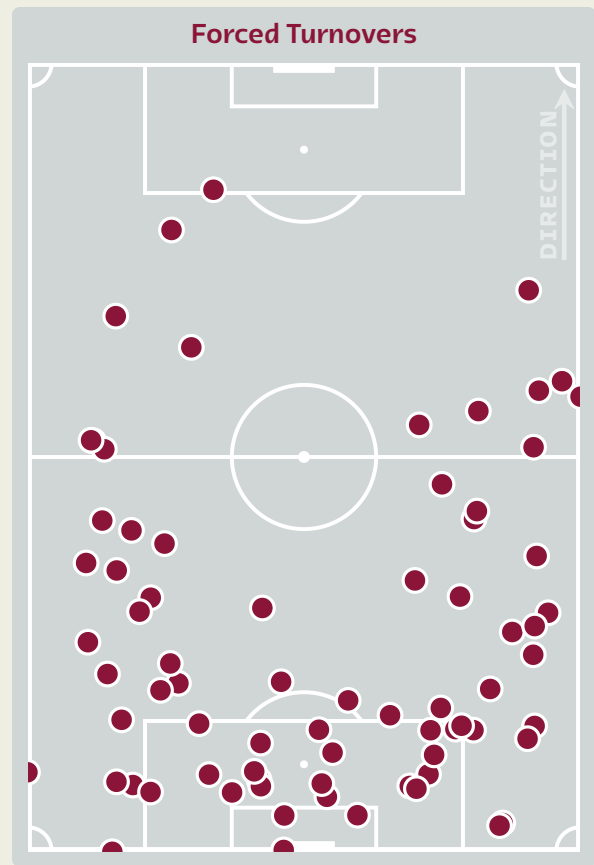
Interceptions

30

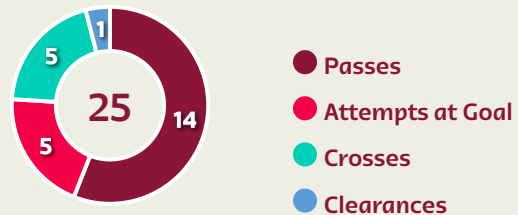
Tackles

4.05

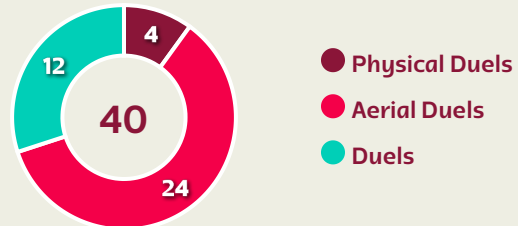
Possession Actions / Defensive Action



Blocks



Possession Contests



Most Possession Regains

7

WITSEL Axel

CENTRE MIDFIELD

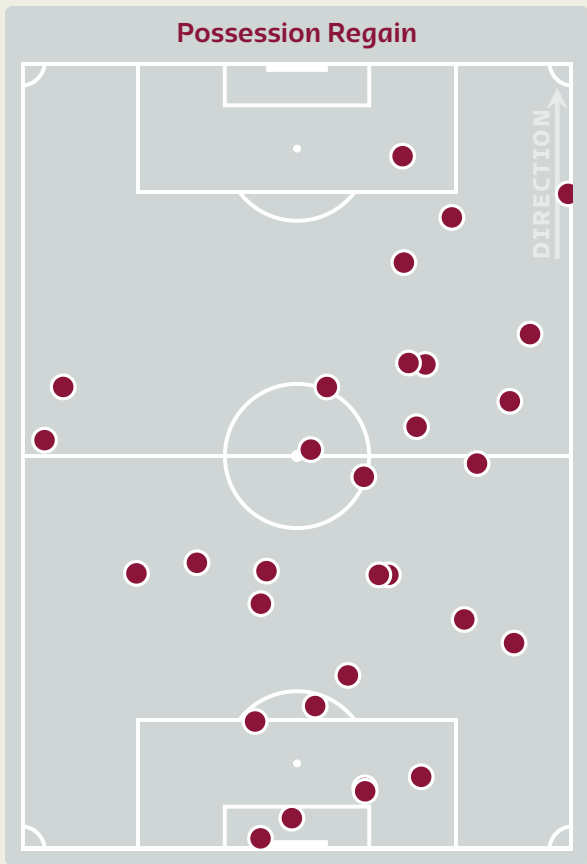
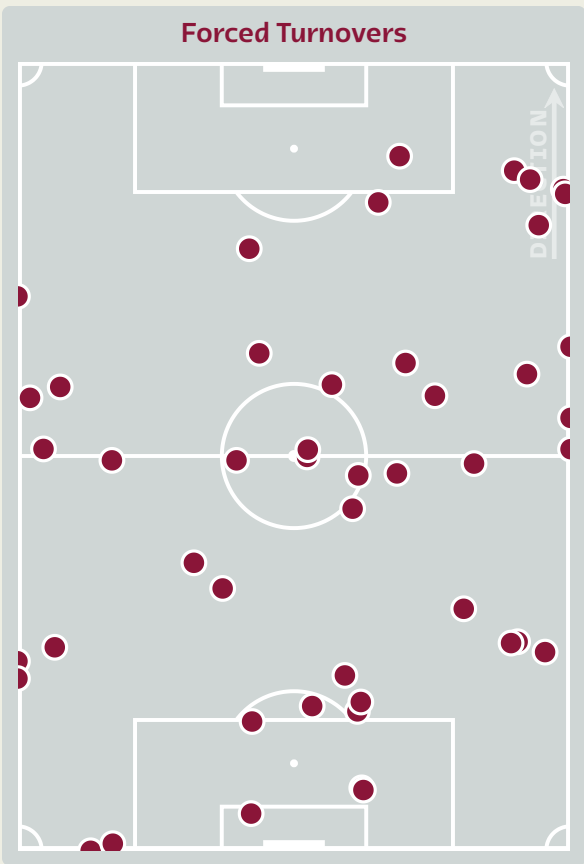
Belgium



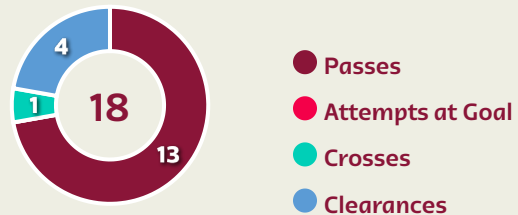
#	Player	Total Possession Regains
1	COURTOIS Thibaut	1
2	ALDERWEIRELD Toby	3
5	VERTONGHEN Jan	3
6	WITSEL Axel	7
7	DE BRUYNE Kevin	2
8	TIELEMANS Youri	1
10	HAZARD Eden	3
11	CARRASCO Yannick	2
19	DENDONCKER Leander	2
21	CASTAGNE Timothy	2
23	BATSHUAYI Michy	1
15	MEUNIER Thomas	6
17	TROSSARD Leandro	1
18	ONANA Amadou	5
24	OPENDA Lois	0



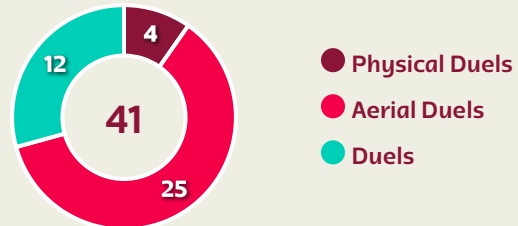
Defensive Actions



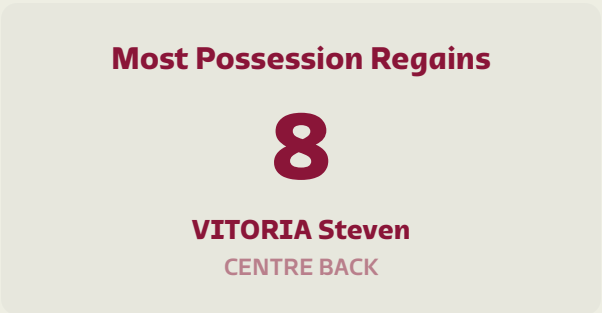
Blocks



Possession Contests



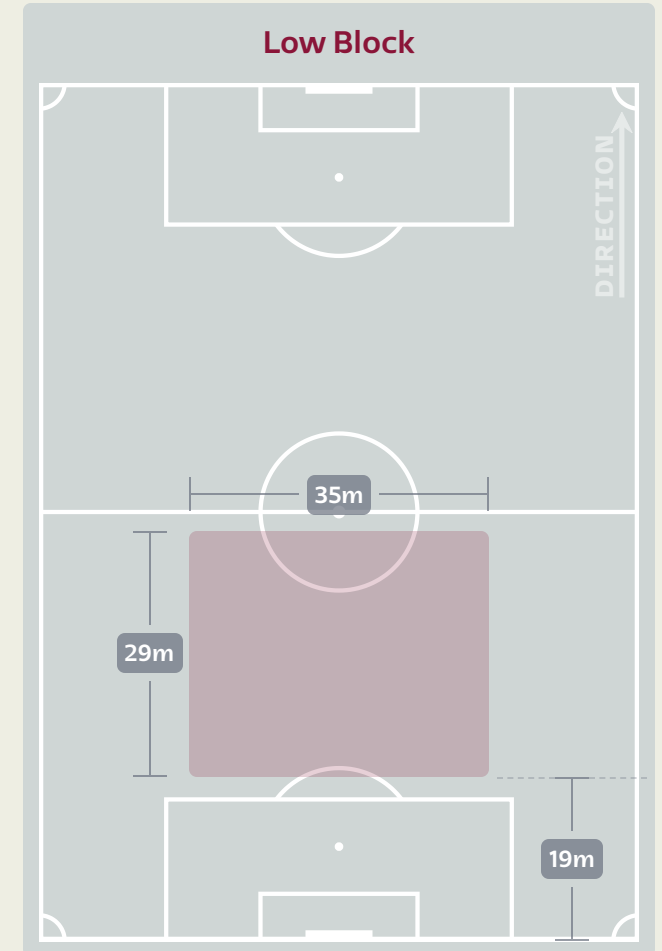
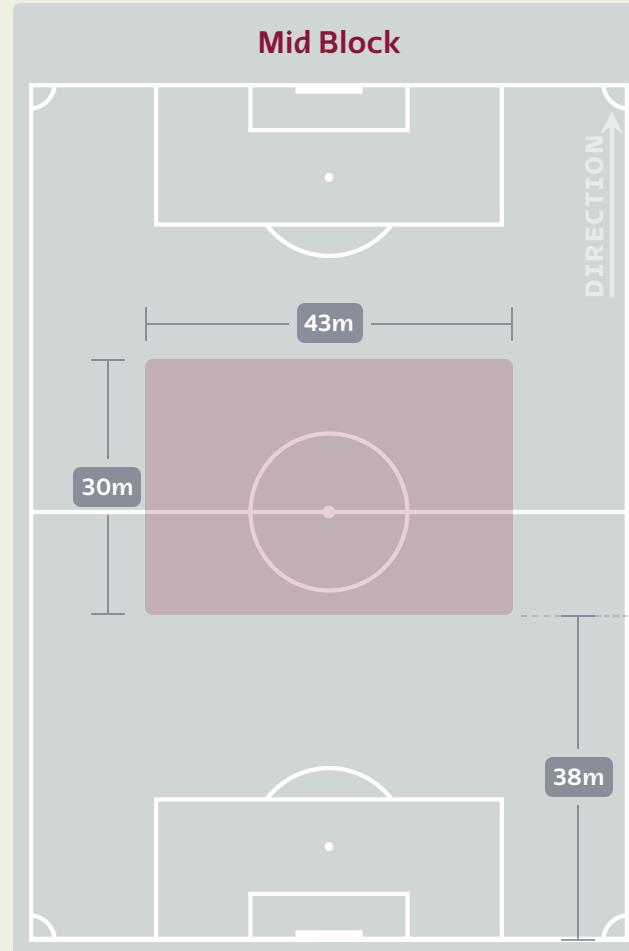
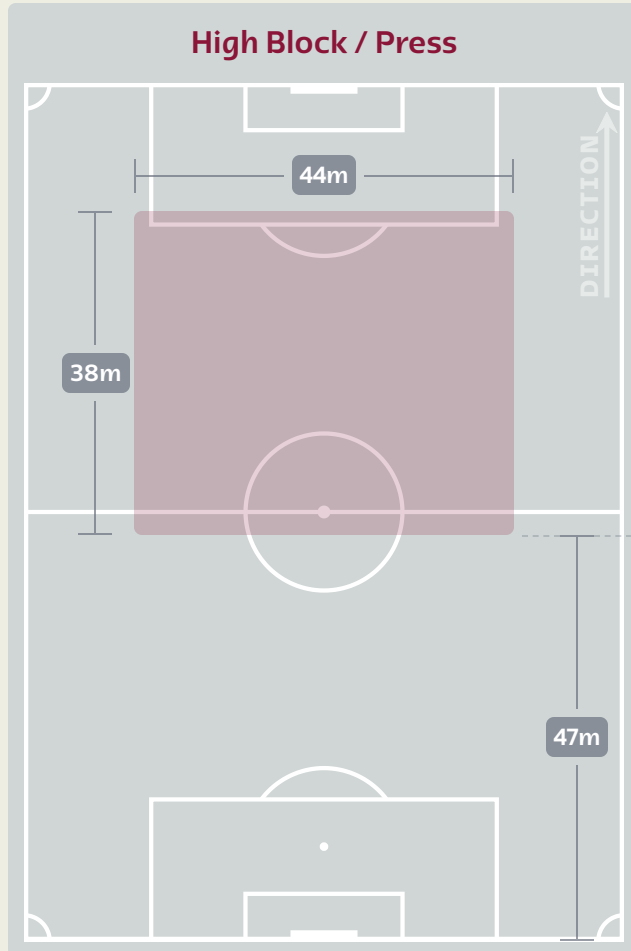
Most Possession Regains



#	Player	Total Possession Regains
18	BORJAN Milan	4
2	JOHNSTON Alistair	3
4	MILLER Kamal	5
5	VITORIA Steven	8
7	EUSTAQUIO Stephen	6
10	HOILETT Junior	1
11	BUCHANAN Tajon	1
13	HUTCHINSON Atiba	3
19	DAVIES Alphonso	1
20	DAVID Jonathan	1
22	LARYEA Richie	2
3	ADEKUGBE Sam	0
15	KONE Ismael	0
17	LARIN Cyle	2
21	OSORIO Jonathan	1
23	MILLAR Liam	0

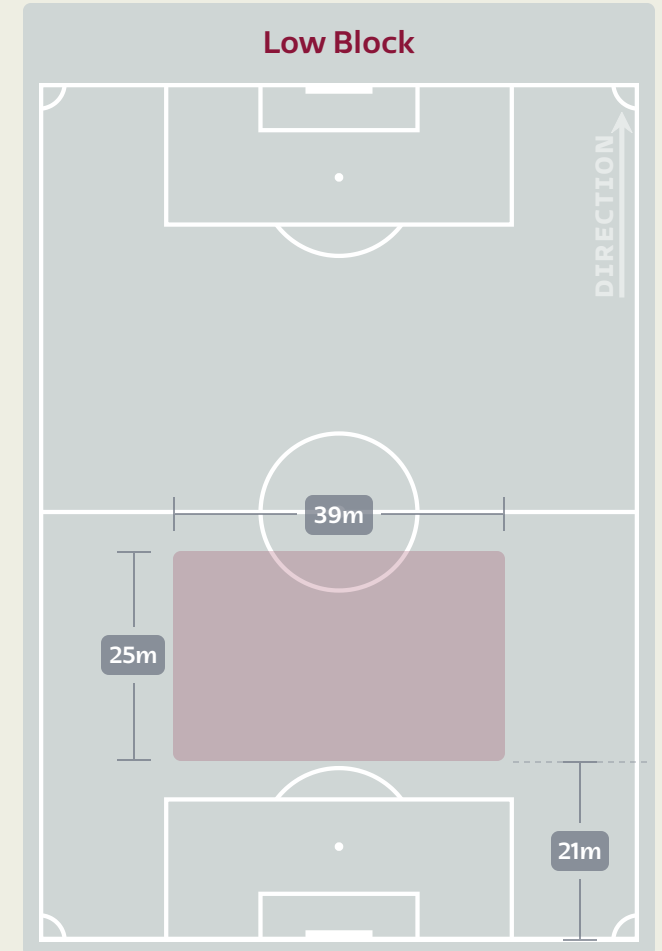
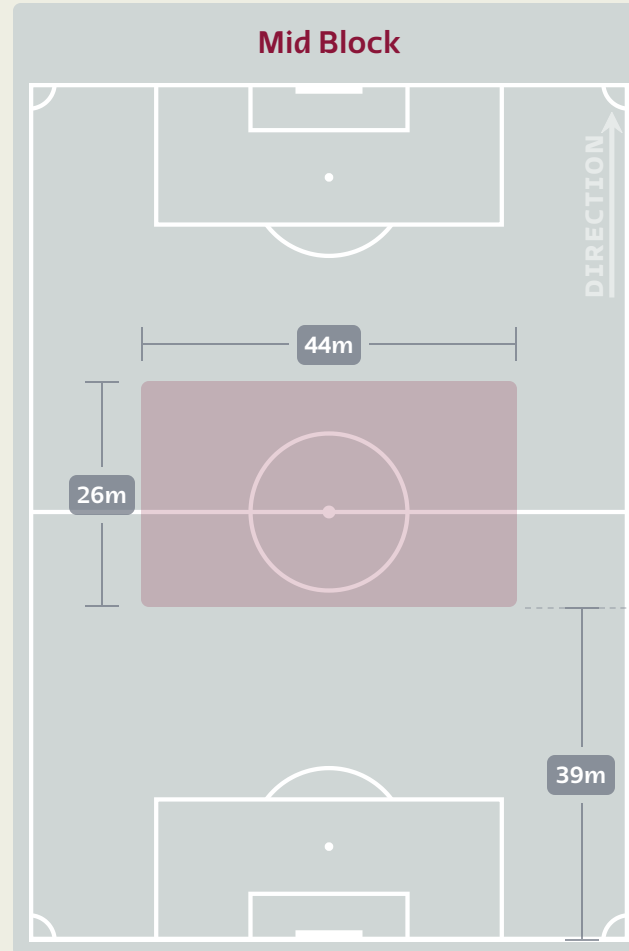
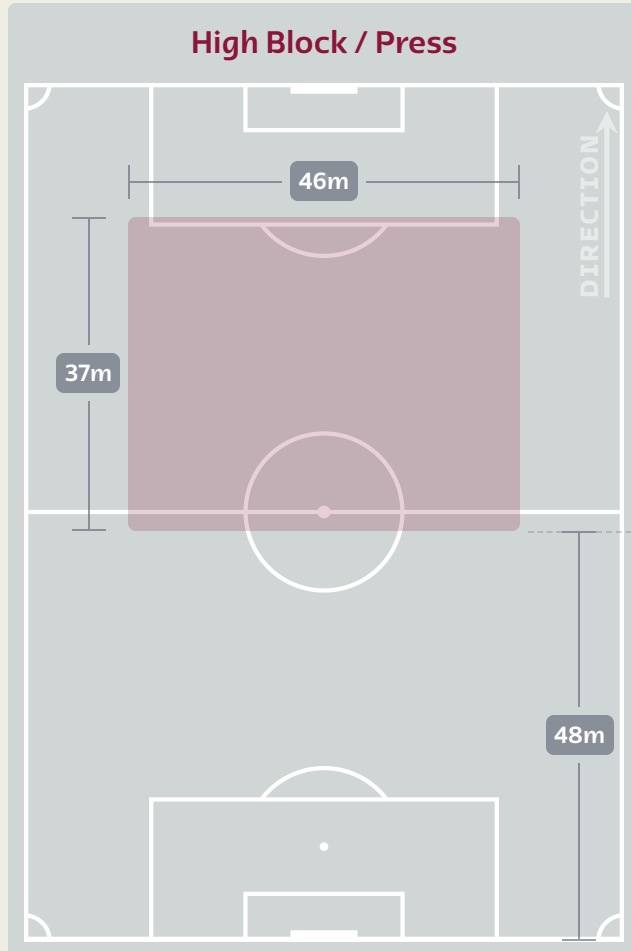
Defensive Line Height & Team Length

Belgium



Defensive Line Height & Team Length

Canada




Defensive Pressure



Belgium

Canada



284	Total Pressures	320
41	Direct Pressures	53
1.58s	Avg Pressure Duration	1.59s
74	Forced Turnovers	47
13.25s	Ball Recovery Time	12.95s
127	Pushing on into Pressing	198
277	Pushing on	449
39	Pressing Direction Inside	56
170	Pressing Direction Outside	189

Most Direct Pressures

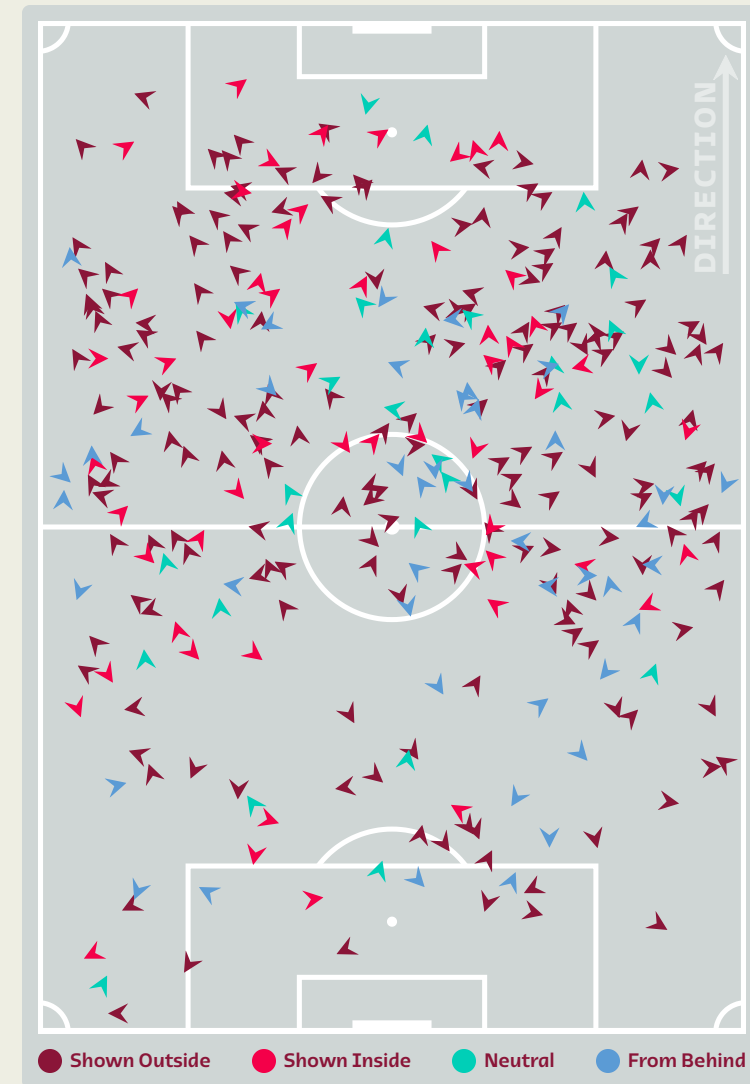
9

WITSEL Axel
CENTRE MIDFIELD

Most Direct Pressures

10

EUSTAQUIO Stephen
LEFT CENTRE MIDFIELD





FIFA WORLD CUP
Qatar 2022



GOALKEEPING



Belgium v Canada

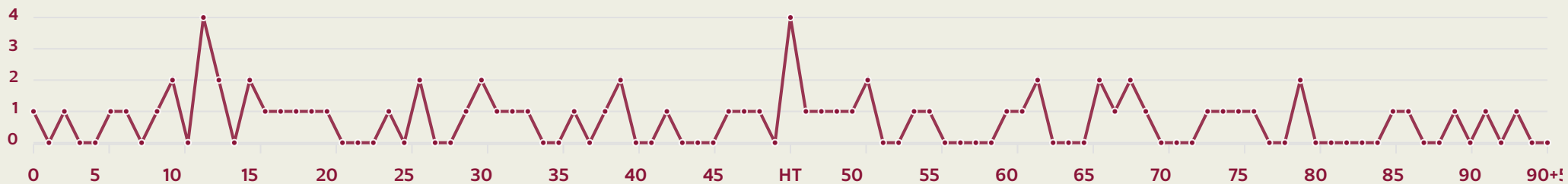


Goalkeeping Involvement



Belgium

Belgium GK Involvement Timeline



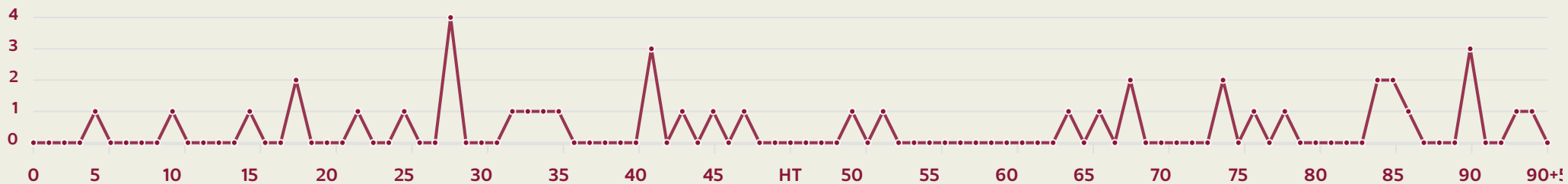
71

Total Involvements



Canada

Canada GK Involvement Timeline

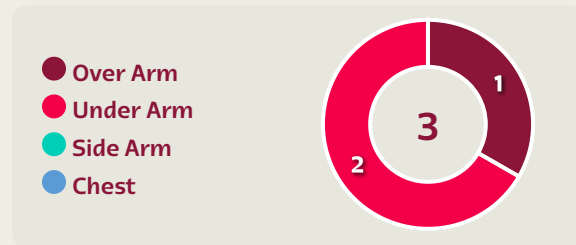
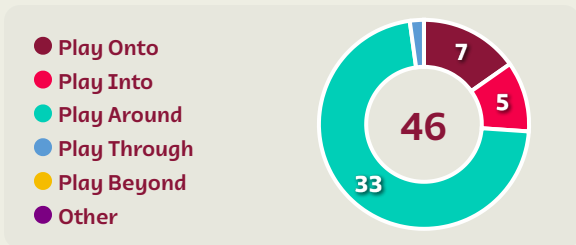
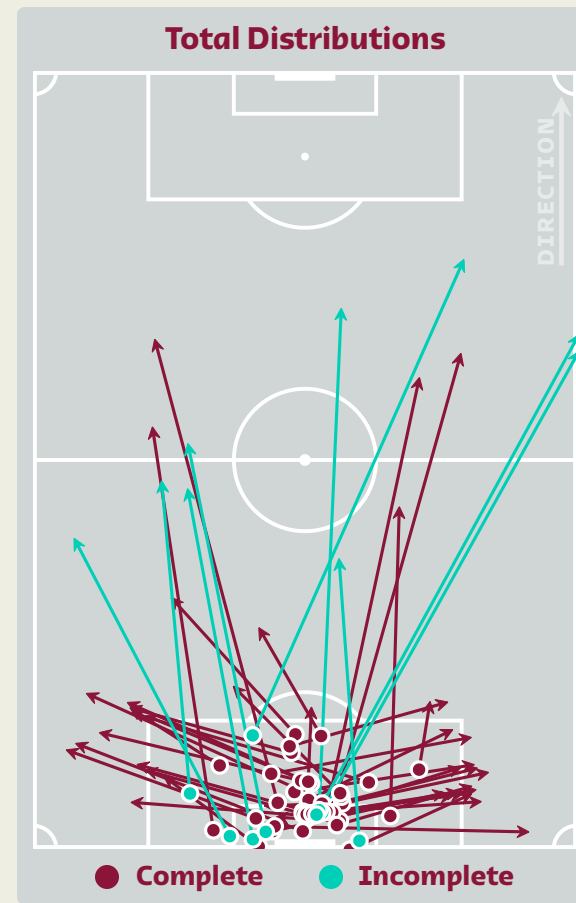
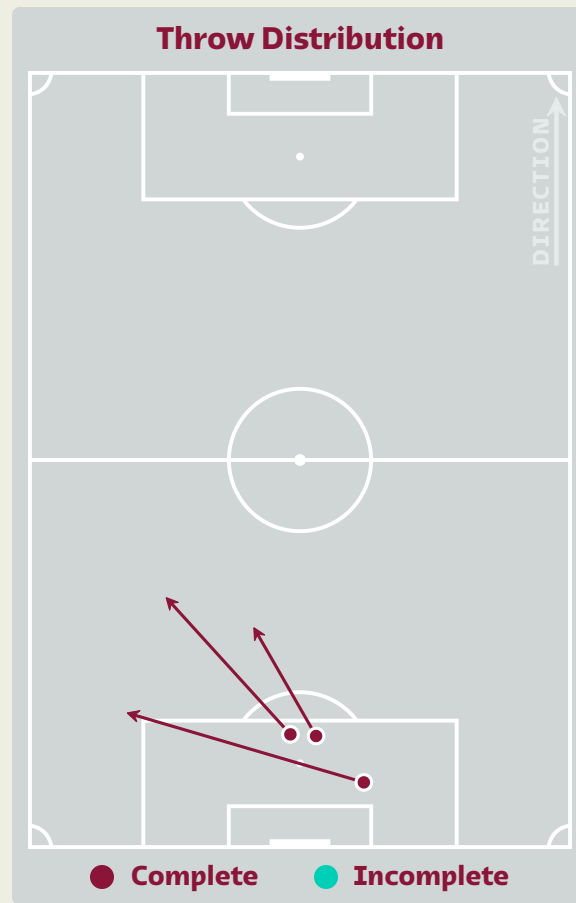
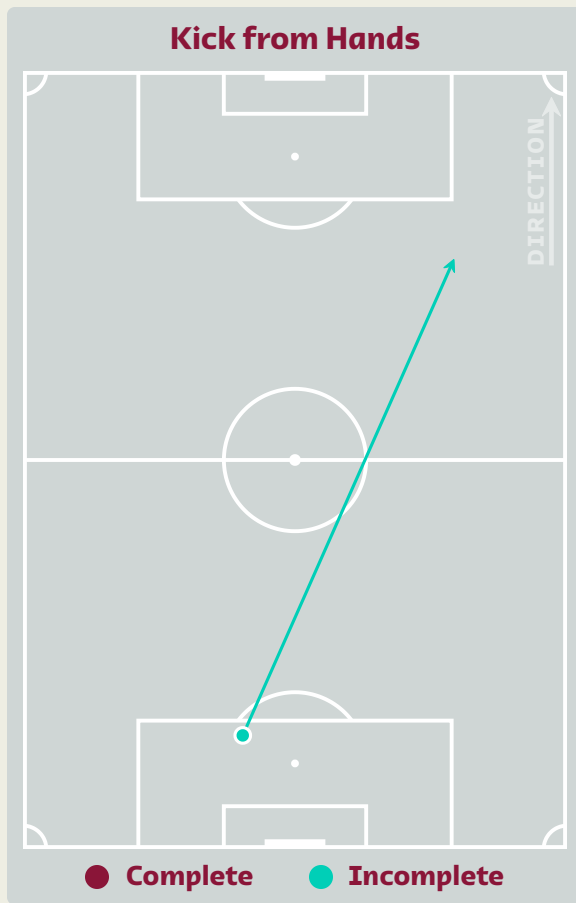
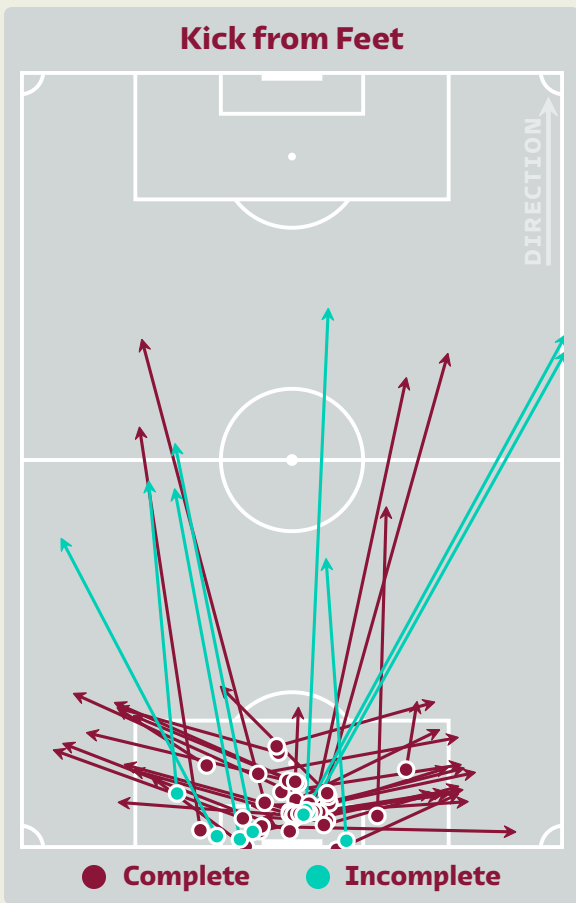


45

Total Involvements

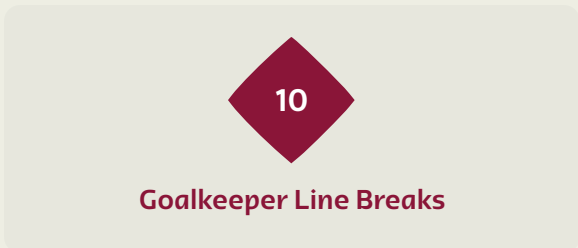
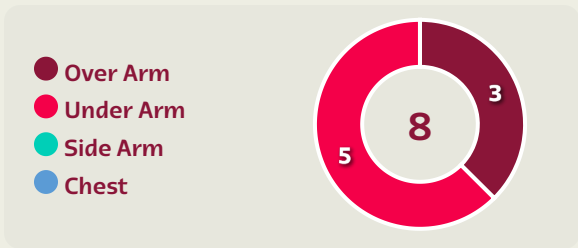
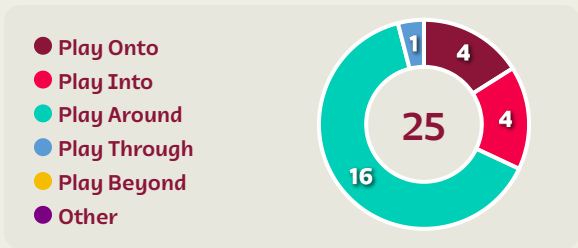
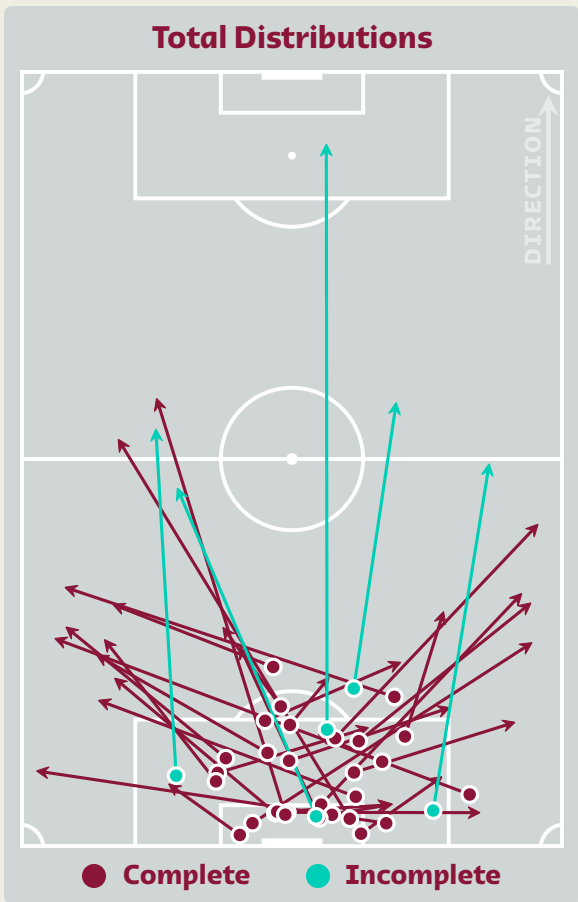
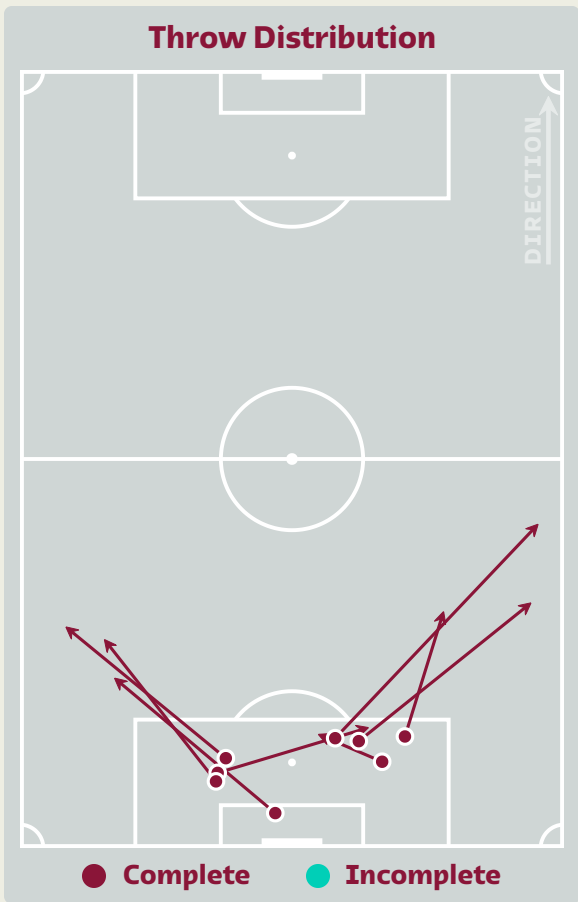
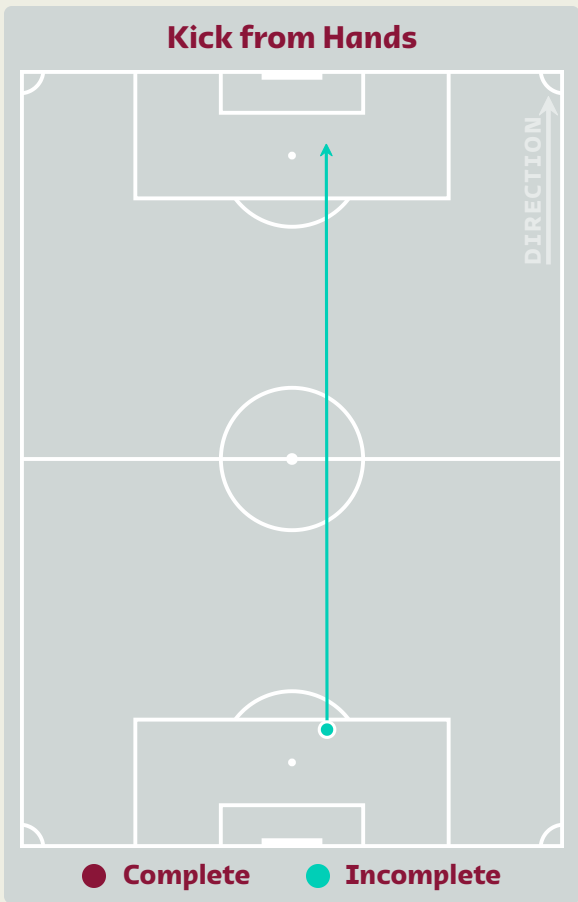
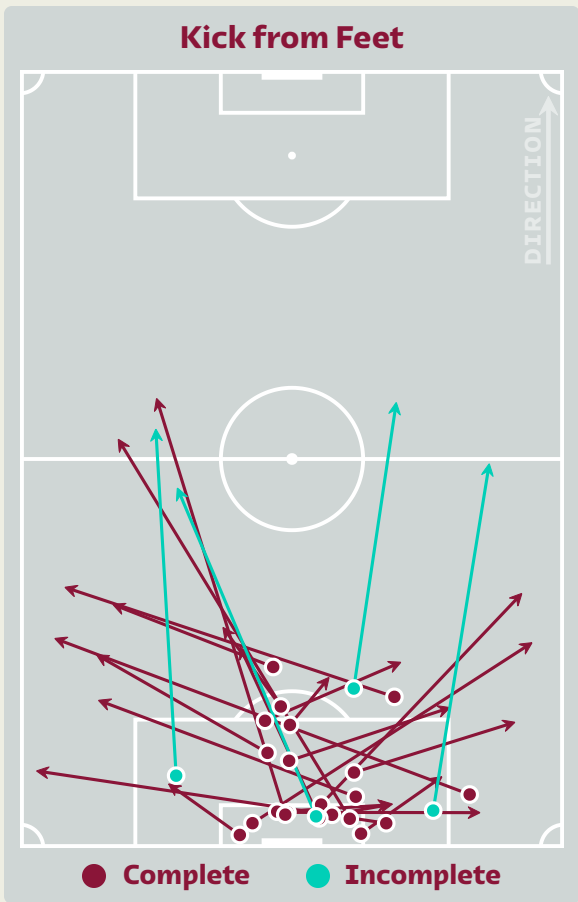
Goalkeeping Distribution

Belgium



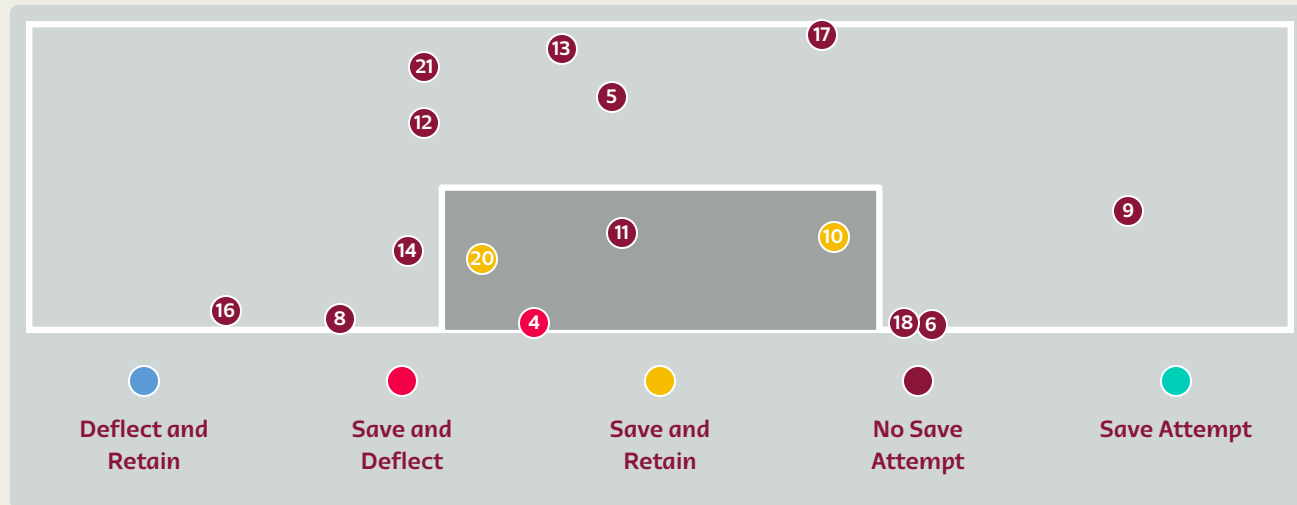
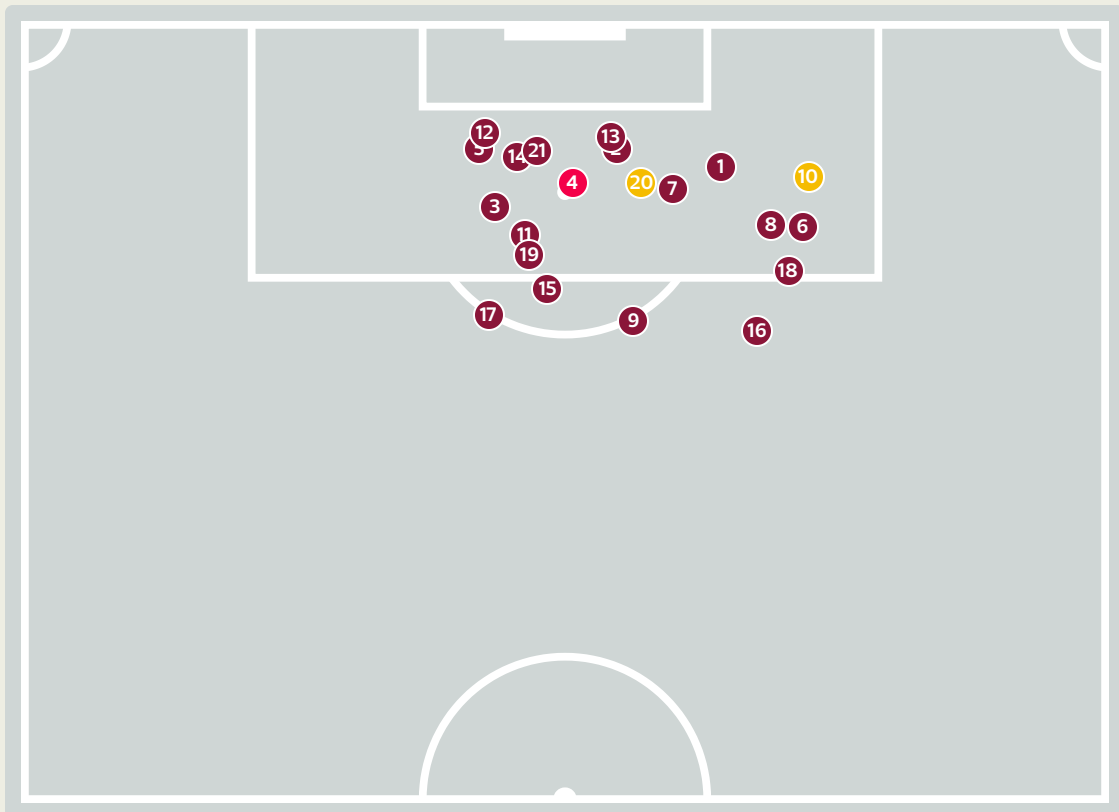


Goalkeeping Distribution



Goal Prevention

Belgium

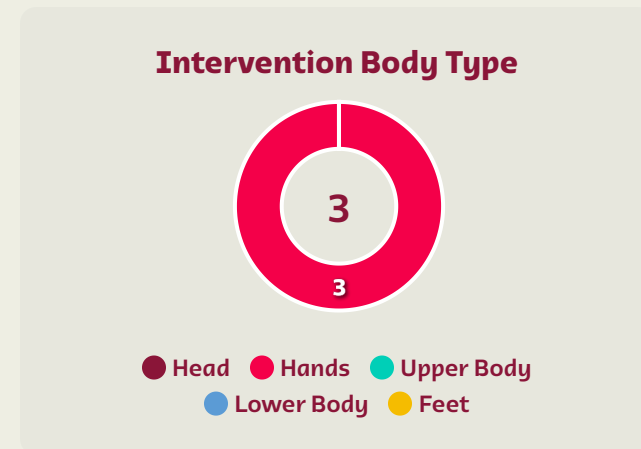
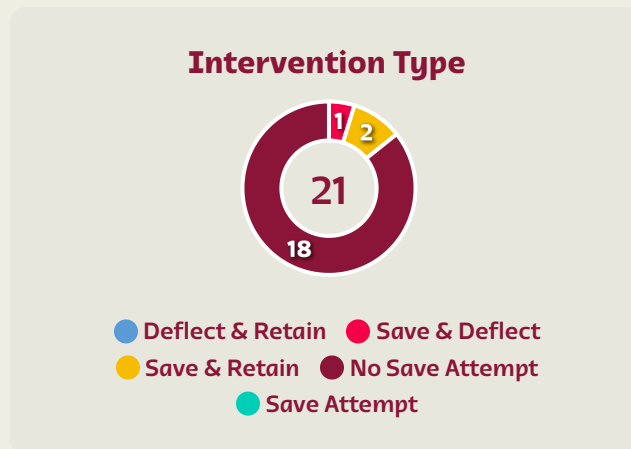


21

Total Attempts on Goal Faced

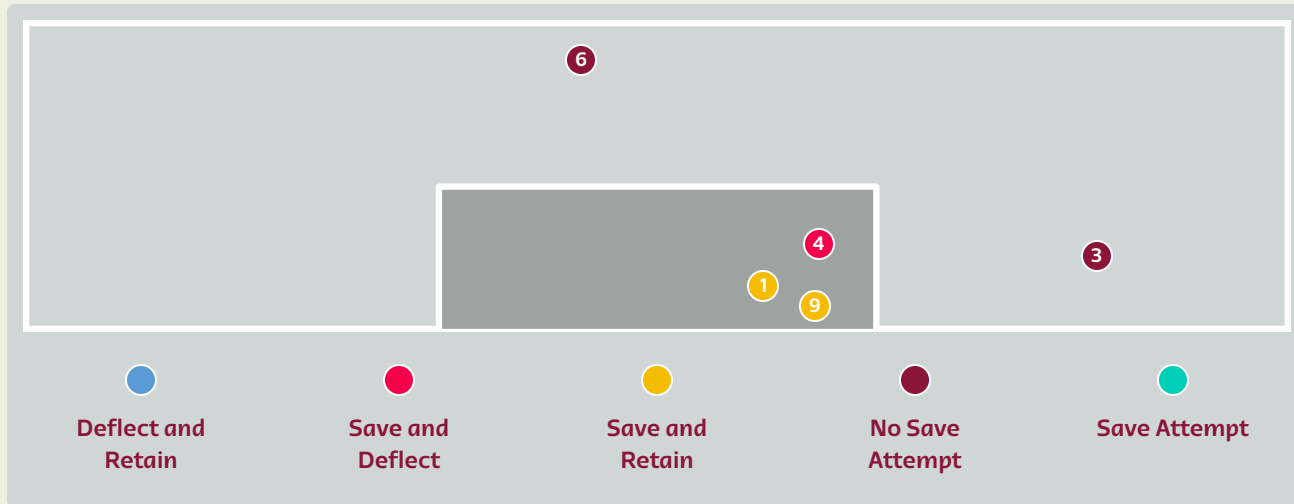
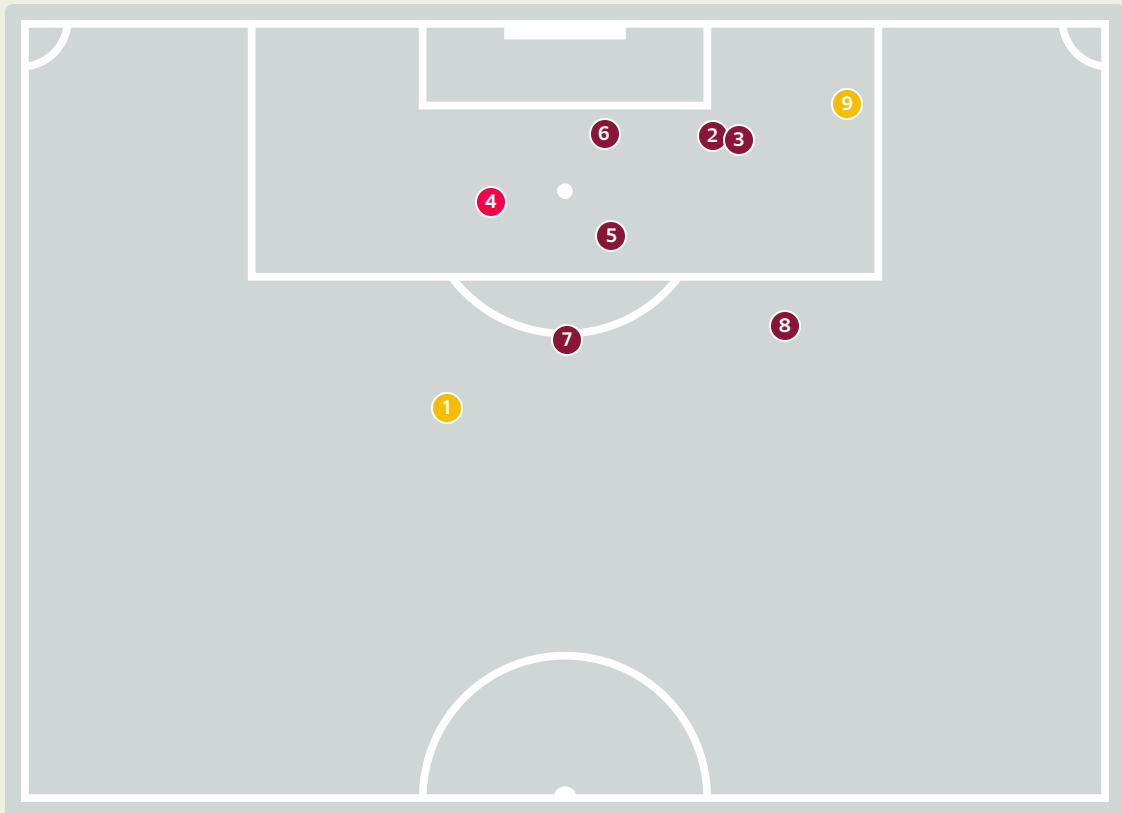
75

Save %



Total Attempts on Goal Faced	Total Goal Interventions	Save & Retain	Deflect & Retain	Save & Deflect	Save Attempt	No Save Attempt
21	3	2	0	1	0	18

Goal Prevention



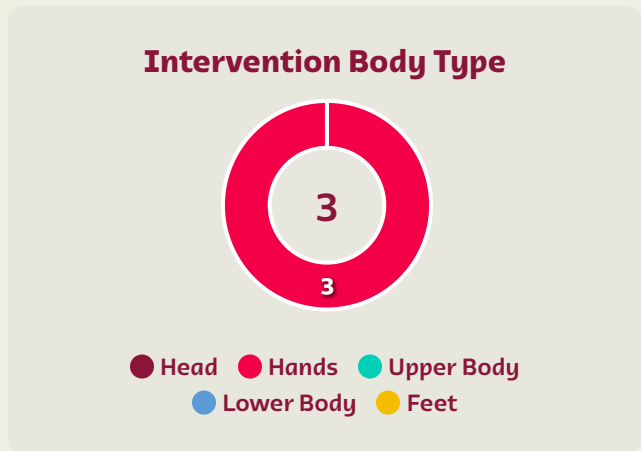
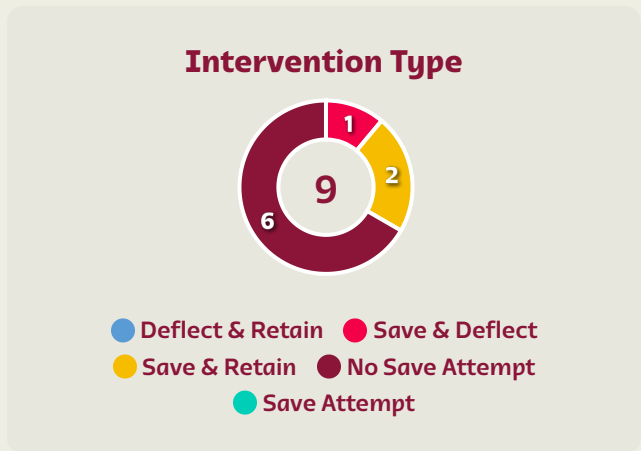
- Deflect and Retain
- Save and Deflect
- Save and Retain
- No Save Attempt
- Save Attempt

9

Total Attempts on Goal Faced

67

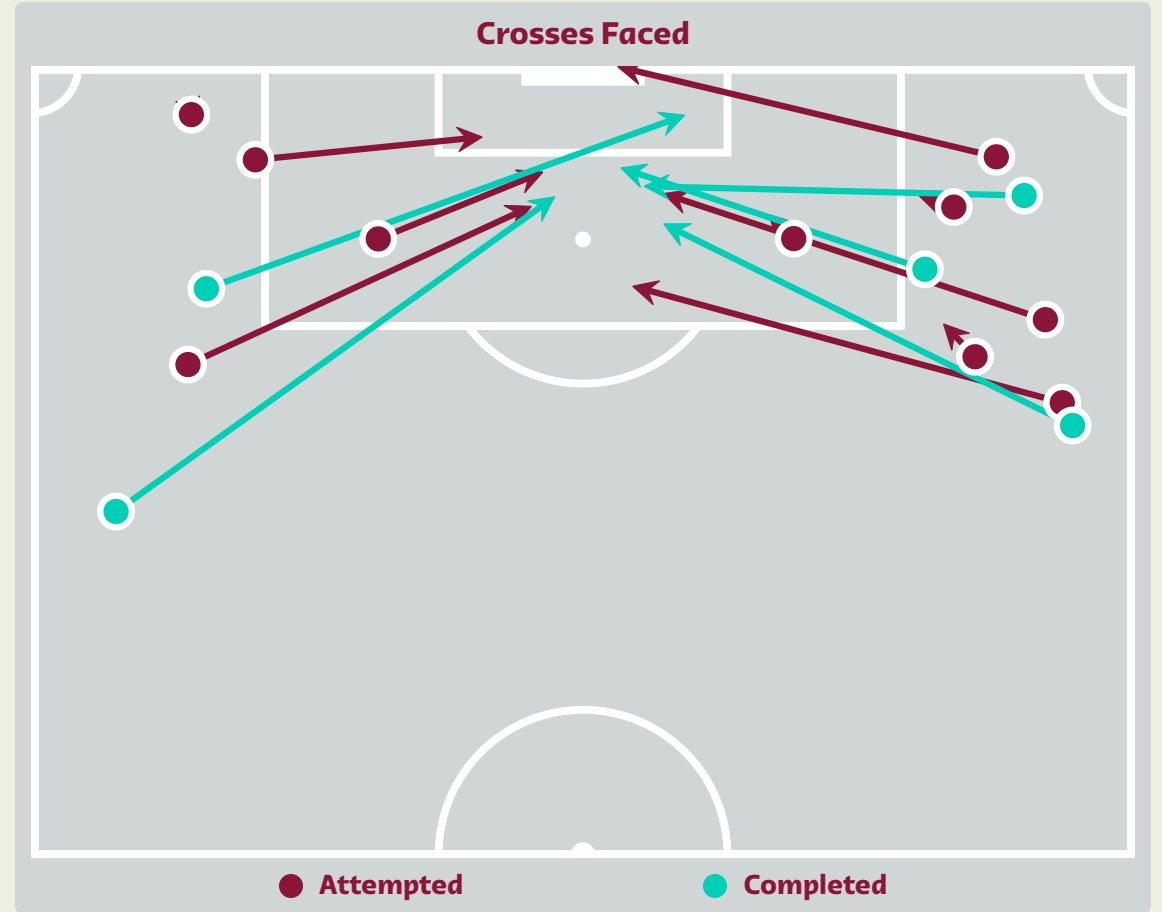
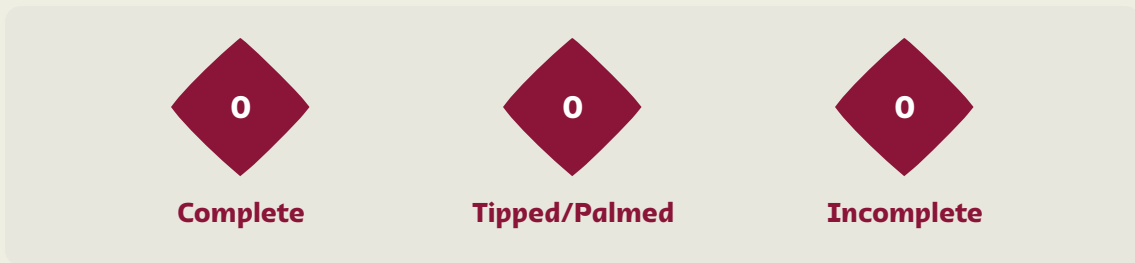
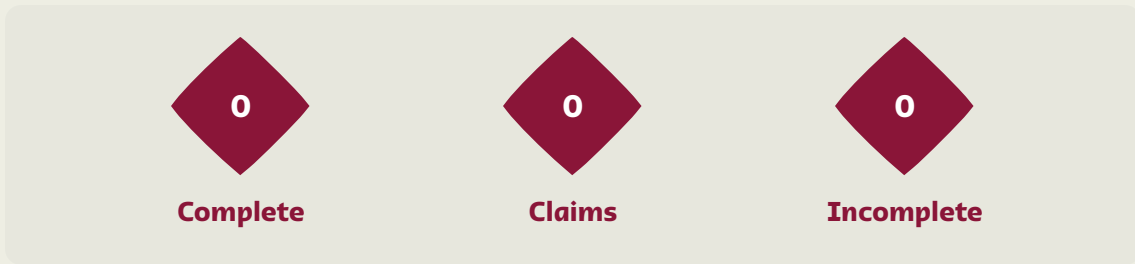
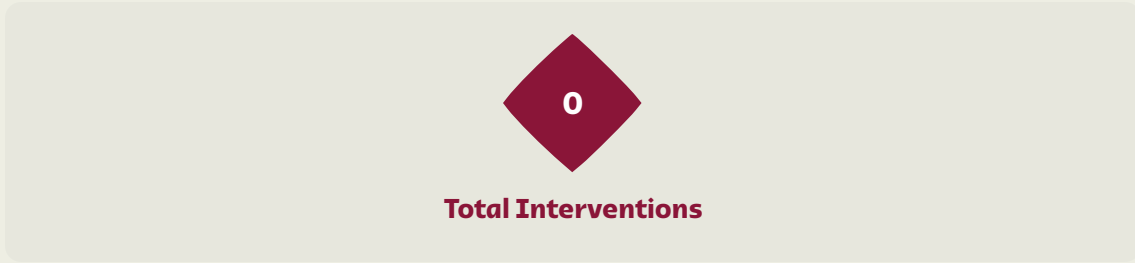
Save %



Total Attempts on Goal Faced	Total Goal Interventions	Save & Retain	Deflect & Retain	Save & Deflect	Save Attempt	No Save Attempt
9	3	2	0	1	0	6

Aerial Control

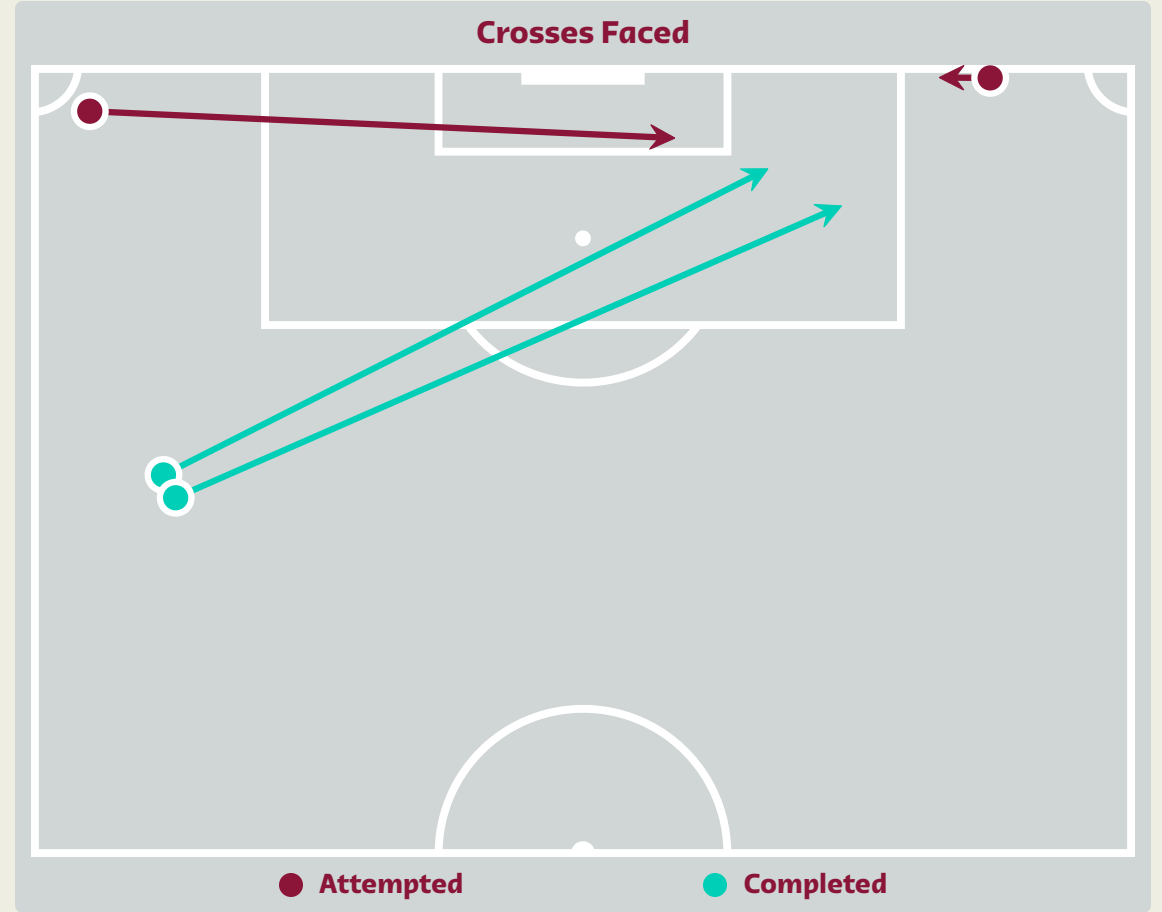
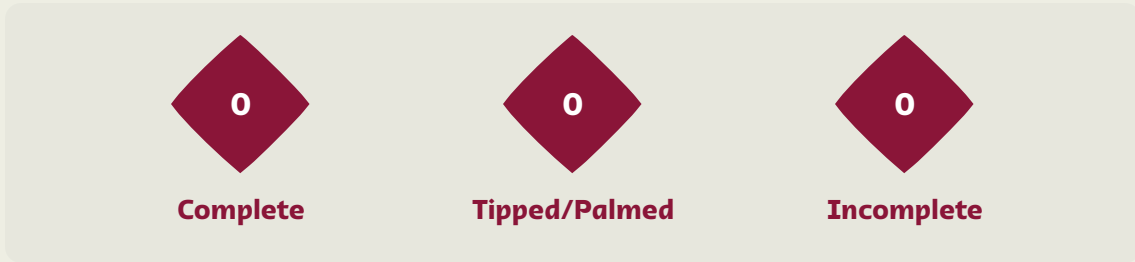
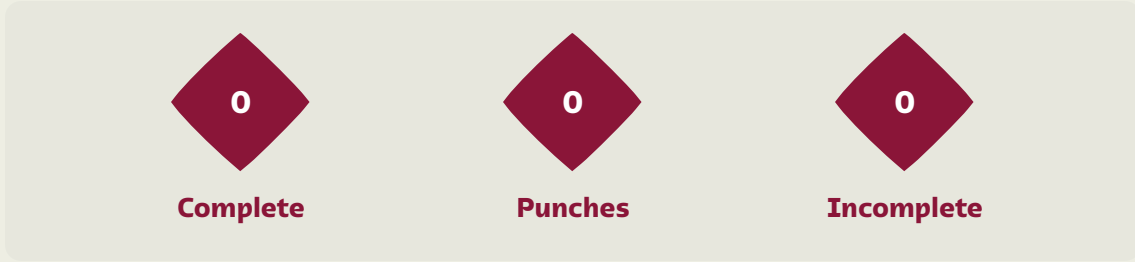
Belgium



Delivery Types Faced

Total	In Swing	Out Swing	Driven	Lofted	Cutback	Push
19	5	4	0	6	0	4

Aerial Control



Delivery Types Faced

Total	In Swing	Out Swing	Driven	Lofted	Cutback	Push
8	1	4	0	3	0	0



FIFA WORLD CUP
Qatar 2022



SET PLAYS

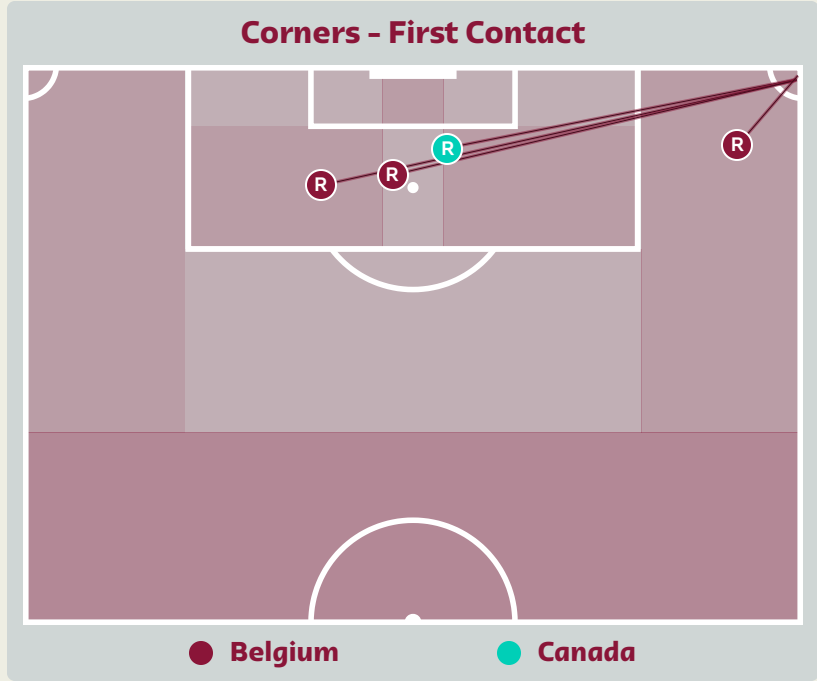


Belgium v Canada



Set Plays - Corners

Belgium



Delivery Type	From Left Side	From Right Side	Total
Direct to Area	0	3	3
Short	0	1	1
Edge of Penalty Area	0	0	0

Delivery Style	Total
Inswing	0
Outswing	3
Driven	0

Free Kicks	
Type	Total
Direct	14
Direct (on target)	0
Direct (off target)	0
Indirect	1



Top 5 Player First Contacts		
Player	Team	Total
VERTONGHEN Jan	Belgium	1
DE BRUYNE Kevin	Belgium	1
DENDONCKER Leander	Belgium	1
VITORIA Steven	Canada	1



Set Plays - Corners

43

Total Set Plays

10

Total Free Kicks

1

Total Penalties

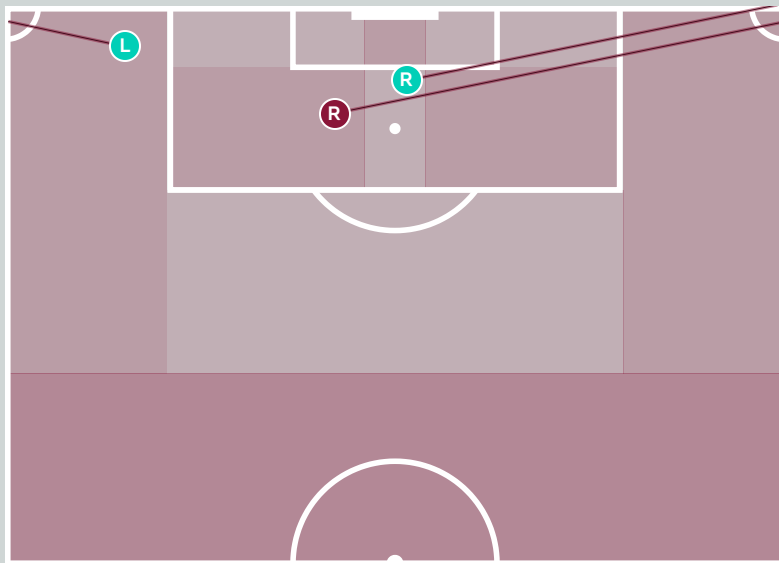
4

Total Corners

28

Total Throw Ins

Corners - First Contact



● Canada ● Belgium

Delivery Type	From Left Side	From Right Side	Total
Direct to Area	1	2	3
Short	1	0	1
Edge of Penalty Area	0	0	0

Delivery Style	Total
Inswing	2
Outswing	1
Driven	0

Free Kicks

Type	Total
Direct	10
Direct (on target)	0
Direct (off target)	0
Indirect	0

First Contacts on Canada Crosses

1

By Canada

2

By Belgium

Top 5 Player First Contacts

Player	Team	Total
BUCHANAN Tajon	Canada	1
DE BRUYNE Kevin	Belgium	1
CASTAGNE Timothy	Belgium	1



FIFA WORLD CUP
Qatar 2022



INDIVIDUAL DATA IN POSSESSION



Belgium v Canada



In Possession - Distributions

Belgium



#	Player	Passes Attempted	Passes Completed	Pass Completion %	Switches of Play	Crosses Attempted	Crosses Completed	Line Breaks Attempted	Line Breaks Completed	Line Break Completion %	Ball Progressions	Take Ons	Step Ins	Attempts at Goal	Goals
1	COURTOIS Thibaut	50	41	82%	0	0	0	14	7	50%	0	0	0	0	0
2	ALDERWEIRELD Toby	76	73	96%	0	0	0	15	13	86%	0	0	0	0	0
5	VERTONGHEN Jan	69	54	78%	0	0	0	19	12	63%	0	0	0	0	0
6	WITSEL Axel	43	42	98%	1	0	0	12	12	100%	2	0	2	0	0
7	DE BRUYNE Kevin	33	24	73%	0	6	5	14	10	71%	3	1	2	2	0
8	TIELEMANS Youri	19	14	74%	1	0	0	6	2	33%	0	0	0	0	0
10	HAZARD Eden	22	16	73%	0	0	0	4	3	75%	2	0	2	0	0
11	CARRASCO Yannick	13	12	92%	0	0	0	0	0	0%	0	0	0	0	0
19	DENDONCKER Leander	75	75	100%	1	0	0	16	16	100%	1	0	1	1	0
21	CASTAGNE Timothy	41	32	78%	0	0	0	15	10	66%	1	1	0	0	0
23	BATSHUAYI Michy	12	9	75%	0	0	0	1	1	100%	1	1	0	5	1
15	MEUNIER Thomas	23	16	70%	2	1	0	9	5	55%	0	0	0	1	0
17	TROSSARD Leandro	13	11	85%	0	0	0	2	2	100%	2	0	2	0	0
18	ONANA Amadou	19	17	89%	0	0	0	7	5	71%	1	0	1	0	0
24	OPENDA Lois	4	3	75%	1	1	0	0	0	0%	1	1	0	0	0

In Possession - Offers & Receptions

Belgium



			Offer movement types						
#	Player	Total Offers	In Front	In Between	Out to In	In to Out	In Behind	No Movement	Offers Received
1	COURTOIS Thibaut	14	0	0	0	0	0	14	6
2	ALDERWEIRELD Toby	13	1	1	0	0	0	11	8
5	VERTONGHEN Jan	47	11	0	0	0	0	36	30
6	WITSEL Axel	98	44	39	3	4	1	7	25
7	DE BRUYNE Kevin	80	15	38	3	7	10	7	24
8	TIELEMANS Youri	41	15	12	0	1	3	10	12
10	HAZARD Eden	48	3	24	1	3	6	11	14
11	CARRASCO Yannick	32	10	0	0	0	7	15	8
19	DENDONCKER Leander	40	11	0	0	0	0	29	25
21	CASTAGNE Timothy	81	18	0	0	1	30	32	26
23	BATSHUAYI Michy	34	0	6	3	0	22	3	8
15	MEUNIER Thomas	25	4	1	1	1	8	10	8
17	TROSSARD Leandro	27	0	9	2	1	13	2	7
18	ONANA Amadou	32	7	14	3	2	1	5	7
24	OPENDA Lois	6	0	3	0	1	2	0	3

In Possession - Distributions



#	Player	Passes Attempted	Passes Completed	Pass Completion %	Switches of Play	Crosses Attempted	Crosses Completed	Line Breaks Attempted	Line Breaks Completed	Line Break Completion %	Ball Progressions	Take Ons	Step Ins	Attempts at Goal	Goals
18	BORJAN Milan	34	29	85%	3	0	0	10	5	50%	0	0	0	0	0
2	JOHNSTON Alistair	52	42	81%	1	3	1	18	14	77%	0	0	0	1	0
4	MILLER Kamal	42	39	93%	1	0	0	13	11	84%	0	0	0	0	0
5	VITORIA Steven	48	43	90%	2	0	0	19	14	73%	0	0	0	0	0
7	EUSTAQUIO Stephen	65	58	89%	1	1	0	24	21	87%	3	2	1	3	0
10	HOILETT Junior	8	5	62%	0	3	2	3	2	66%	1	1	0	1	0
11	BUCHANAN Tajon	22	16	73%	0	3	1	3	1	33%	3	3	0	3	0
13	HUTCHINSON Atiba	28	25	89%	0	0	0	4	4	100%	0	0	0	1	0
19	DAVIES Alphonso	39	30	77%	0	2	0	10	7	70%	7	2	5	1	0
20	DAVID Jonathan	21	15	71%	0	1	0	7	4	57%	0	0	0	7	0
22	LARYEA Richie	13	12	92%	0	2	1	4	4	100%	0	0	0	2	0
3	ADEKUGBE Sam	20	19	95%	0	2	1	5	4	80%	0	0	0	0	0
15	KONE Ismael	31	29	94%	1	0	0	5	5	100%	0	0	0	0	0
17	LARIN Cyle	10	9	90%	0	0	0	2	2	100%	0	0	0	2	0
21	OSORIO Jonathan	8	7	88%	0	0	0	3	3	100%	2	0	2	0	0
23	MILLAR Liam	7	4	57%	0	2	0	4	1	25%	0	0	0	0	0

In Possession - Offers & Receptions



			Offer movement types						
#	Player	Total Offers	In Front	In Between	Out to In	In to Out	In Behind	No Movement	Offers Received
18	BORJAN Milan	7	0	0	0	0	0	7	5
2	JOHNSTON Alistair	47	8	6	1	2	6	24	22
4	MILLER Kamal	29	9	0	0	0	0	20	13
5	VITORIA Steven	31	8	0	0	0	0	23	14
7	EUSTAQUIO Stephen	69	25	26	0	2	5	11	23
10	HOILETT Junior	32	3	8	2	1	15	3	5
11	BUCHANAN Tajon	31	0	2	1	1	26	1	9
13	HUTCHINSON Atiba	46	20	18	1	1	1	5	17
19	DAVIES Alphonso	48	7	10	3	9	10	9	14
20	DAVID Jonathan	87	2	28	5	5	43	4	16
22	LARYEA Richie	44	2	6	1	2	2	31	12
3	ADEKUGBE Sam	25	4	1	1	1	3	15	12
15	KONE Ismael	38	20	8	0	2	2	6	26
17	LARIN Cyle	28	3	9	1	1	13	1	12
21	OSORIO Jonathan	9	2	2	0	3	0	2	5
23	MILLAR Liam	11	1	0	0	0	4	6	3



FIFA WORLD CUP
Qatar 2022



INDIVIDUAL DATA OUT OF POSSESSION



Belgium v Canada



Out of Possession

Belgium



#	Player	Tackles Made / Won	Blocks	Interceptions	Pressing Direct	Pressing Indirect	Forced Turnovers	Duels Won - Aerial	Duels Won - Physical	Possession Contests won	Clearances	Loose Ball Receptions	Pushing On	Pushing On into Pressing	Possession Regains	Possession Interrupted
1	COURTOIS Thibaut	0 / 0	0	0	0	0	0	0	0	0	1	3	0	0	1	1
2	ALDERWEIRELD Toby	3 / 0	2	1	3	5	0	1	0	1	10	5	14	5	3	10
5	VERTONGHEN Jan	0 / 0	3	0	2	6	0	2	0	3	12	4	13	1	3	8
6	WITSEL Axel	4 / 1	3	0	9	47	0	2	0	3	3	5	43	18	7	4
7	DE BRUYNE Kevin	2 / 1	1	0	2	27	0	0	0	0	0	5	25	15	2	0
8	TIELEMANS Youri	1 / 0	2	0	2	15	0	0	0	0	0	4	21	8	1	2
10	HAZARD Eden	0 / 0	0	2	1	25	0	1	0	2	0	8	19	11	3	0
11	CARRASCO Yannick	7 / 0	3	1	9	12	0	0	0	1	3	2	22	15	2	4
19	DENDONCKER Leander	2 / 1	4	0	3	14	0	4	0	4	3	5	19	7	2	3
21	CASTAGNE Timothy	2 / 0	3	1	1	13	0	1	1	2	4	4	23	6	2	7
23	BATSHUAYI Michy	1 / 0	1	1	3	27	0	1	1	2	0	1	24	14	1	1
15	MEUNIER Thomas	1 / 0	3	2	0	17	0	0	0	0	3	0	21	13	6	0
17	TROSSARD Leandro	2 / 1	1	0	2	15	0	0	1	2	0	2	17	8	1	2
18	ONANA Amadou	4 / 3	1	1	2	17	0	0	0	1	0	2	13	4	5	1
24	OPENDA Lois	1 / 0	0	0	2	3	0	0	0	0	0	1	3	2	0	1

Out of Possession



#	Player	Tackles Made / Won	Blocks	Interceptions	Pressing Direct	Pressing Indirect	Forced Turnovers	Duels Won - Aerial	Duels Won - Physical	Possession Contests won	Clearances	Loose Ball Receptions	Pushing On	Pushing On into Pressing	Possession Regains	Possession Interrupted
18	BORJAN Milan	0 / 0	0	0	0	0	0	0	0	0	0	6	0	0	4	0
2	JOHNSTON Alistair	5 / 0	2	0	9	9	0	0	0	0	6	5	40	7	3	6
4	MILLER Kamal	2 / 1	2	0	2	6	0	2	0	2	4	6	23	4	5	1
5	VITORIA Steven	1 / 0	3	3	4	5	0	3	0	4	5	6	16	3	8	3
7	EUSTAQUIO Stephen	5 / 2	0	2	10	24	0	1	0	1	2	10	50	15	6	3
10	HOILETT Junior	1 / 0	0	0	1	30	0	1	0	2	0	2	30	26	1	0
11	BUCHANAN Tajon	1 / 0	4	0	4	44	0	0	1	2	0	1	60	30	1	1
13	HUTCHINSON Atiba	5 / 1	1	0	4	8	0	2	0	2	1	3	29	3	3	3
19	DAVIES Alphonso	2 / 0	4	0	3	32	0	0	0	1	1	8	54	27	1	2
20	DAVID Jonathan	0 / 0	0	1	3	63	0	1	0	2	0	4	63	41	1	0
22	LARYEA Richie	4 / 1	2	0	8	15	0	1	0	1	1	2	43	17	2	3
3	ADEKUGBE Sam	0 / 0	2	0	0	7	0	0	0	0	0	3	5	5	0	0
15	KONE Ismael	1 / 0	0	0	3	8	0	0	0	0	0	2	14	9	0	1
17	LARIN Cyle	0 / 0	2	0	0	7	0	1	0	2	0	1	10	5	2	1
21	OSORIO Jonathan	1 / 1	0	0	0	5	0	0	0	0	0	2	6	3	1	0
23	MILLAR Liam	1 / 0	0	0	2	4	0	0	0	0	0	0	6	3	0	0



FIFA WORLD CUP
Qatar 2022



INDIVIDUAL DATA PHYSICAL



Belgium v Canada



Physical Data

Belgium



#	Player	Total Distance (m)	Zone 1: 0-7 km/h (m)	Zone 2: 7-15 km/h (m)	Zone 3: 15-20 km/h (m)	Zone 4: 20-25 km/h (m)	Zone 5: 25+ km/h (m)	High Speed Runs	Sprints	Top Speed (km/h)
1	COURTOIS Thibaut	4444.3	3557.2	756.9	70.2	60.0	0	14	5	24.7
2	ALDERWEIRELD Toby	9639.5	3606.1	4620.2	984.2	325.8	103.1	94	26	29.5
5	VERTONGHEN Jan	9663.8	3964.1	3992.1	1280.4	400.1	27.1	114	28	27.5
6	WITSEL Axel	11959.6	3023.4	5702.4	2543.8	668.5	20.3	196	49	26.5
7	DE BRUYNE Kevin	11161.2	4460.0	4176.5	1418.6	744.5	360.5	115	54	31.2
8	TIELEMANS Youri	6275.5	1640.4	2792.6	1253.2	448.7	141.2	99	35	31.1
10	HAZARD Eden	7622.3	2866.8	2904.9	1224.1	526.7	99.9	95	37	28.5
11	CARRASCO Yannick	6150.1	1775.5	2706.6	925.6	456.9	284.7	71	31	33.8
19	DENDONCKER Leander	10752.9	3358.1	5187.2	1457.0	621.5	130.1	130	40	31.0
21	CASTAGNE Timothy	12433.8	3561.0	4808.2	2221.9	1240.9	603.0	185	86	33.5
23	BATSHUAYI Michy	8757.0	3015.9	3410.0	1377.5	710.2	242.6	126	54	30.6
15	MEUNIER Thomas	6532.9	1769.1	2970.5	1054.4	548.8	190.1	97	42	31.8
17	TROSSARD Leandro	4256.6	1163.7	1842.7	681.5	308.6	260.1	59	27	33.5
18	ONANA Amadou	5853.7	2013.7	2616.0	850.0	259.9	114.1	66	23	33.4
24	OPENDA Lois	1845.0	660.0	574.4	335.6	175.8	99.3	30	17	32.7

Physical Data

Canada



#	Player	Total Distance (m)	Zone 1: 0-7 km/h (m)	Zone 2: 7-15 km/h (m)	Zone 3: 15-20 km/h (m)	Zone 4: 20-25 km/h (m)	Zone 5: 25+ km/h (m)	High Speed Runs	Sprints	Top Speed (km/h)
18	BORJAN Milan	4119.7	3183.7	800.0	121.9	14.0	0	18	1	22.8
2	JOHNSTON Alistair	11557.3	3731.8	4698.0	1756.7	777.8	592.9	160	62	33.5
4	MILLER Kamal	10017.3	3784.5	4337.5	1131.0	619.1	144.2	107	39	31.2
5	VITORIA Steven	9989.4	3309.5	4646.1	1329.6	603.4	100.9	121	40	28.7
7	EUSTAQUIO Stephen	11297.9	2949.9	4798.2	2552.2	787.5	210.1	186	49	30.4
10	HOILETT Junior	7085.3	2072.4	3041.7	1232.8	611.5	126.8	111	42	31.9
11	BUCHANAN Tajon	10481.7	2957.9	5006.1	1525.1	622.6	369.0	139	60	35.2
13	HUTCHINSON Atiba	7732.2	1868.1	3750.1	1319.9	639.5	154.6	107	41	29.3
19	DAVIES Alphonso	11470.3	3819.6	4595.0	1642.6	932.5	479.5	152	70	35.1
20	DAVID Jonathan	12360.5	3401.6	5415.2	2229.8	985.1	330.0	181	72	30.8
22	LARYEA Richie	9002.2	2791.6	3558.6	1478.2	813.8	360.1	124	57	31.4
3	ADEKUGBE Sam	2658.2	769.8	1010.1	450.0	323.0	105.3	47	24	30.1
15	KONE Ismael	4405.6	1141.9	1990.0	866.1	324.7	82.8	72	26	32.3
17	LARIN Cyle	4318.5	1404.8	1689.8	752.7	282.0	189.1	65	28	33.3
21	OSORIO Jonathan	1953.3	377.6	874.1	518.4	164.9	18.2	35	9	29.2
23	MILLAR Liam	1869.4	466.6	707.0	412.8	205.3	77.8	27	14	31.8



FIFA WORLD CUP
Qatar 2022

