



FIFA WORLD CUP
Qatar 2022




Denmark 0 - 0 Tunisia

Group D – Match 6

22 November 2022

16:00 Kick Off

Education City Stadium



POST MATCH SUMMARY REPORT

Match Summary - Teams

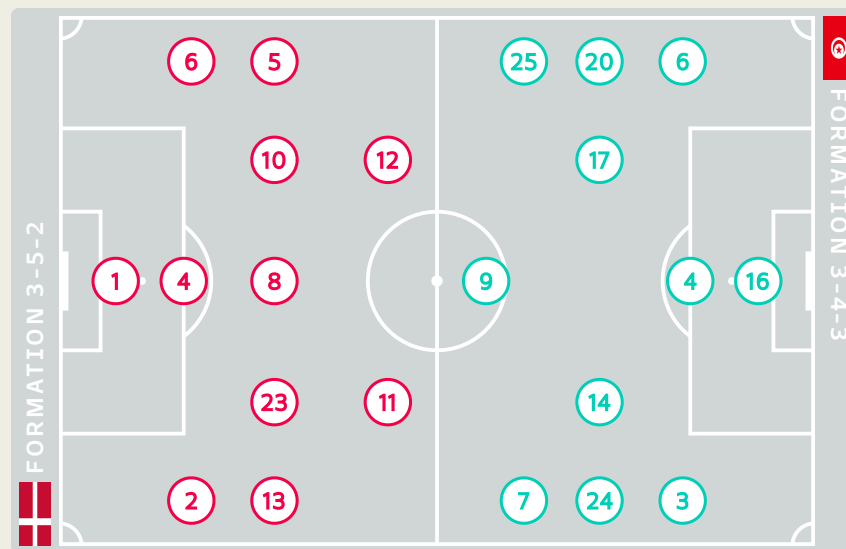


STARTING

1	GK	SCHMEICHEL Kasper	
2	DF	ANDERSEN Joachim	
4	DF	KJAER Simon (C)	↓ 65'
5	DF	MAEHLE Joakim	
6	DF	CHRISTENSEN Andreas	
8	MF	DELANEY Thomas	↓ 45+1'
10	MF	ERIKSEN Christian	
11	MF	SKOV OLSEN Andreas	↓ 65'
12	FW	DOLBERG Kasper	↓ 65'
13	DF	KRISTENSEN Rasmus	■ 24'
23	MF	HOJBJERG Pierre-Emile	

SUBSTITUTES

16	GK	CHRISTENSEN Oliver	
22	GK	RONNOW Frederik	
3	DF	NELSSON Victor	
7	MF	JENSEN Mathias	↑ 65' ■ 78'
9	FW	BRAITHWAITE Martin	
14	MF	DAMSGAARD Mikkel	↑ 45+1'
15	MF	NORGAARD Christian	
17	DF	STRYGER LARSEN Jens	
18	DF	WASS Daniel	
19	FW	WIND Jonas	
20	FW	YURARY POULSEN Yussuf	
21	FW	CORNELIUS Andreas	↑ 65'
24	MF	SKOV Robert	
25	MF	LINDSTROM Jesper	↑ 65'
26	DF	BAH Alexander	



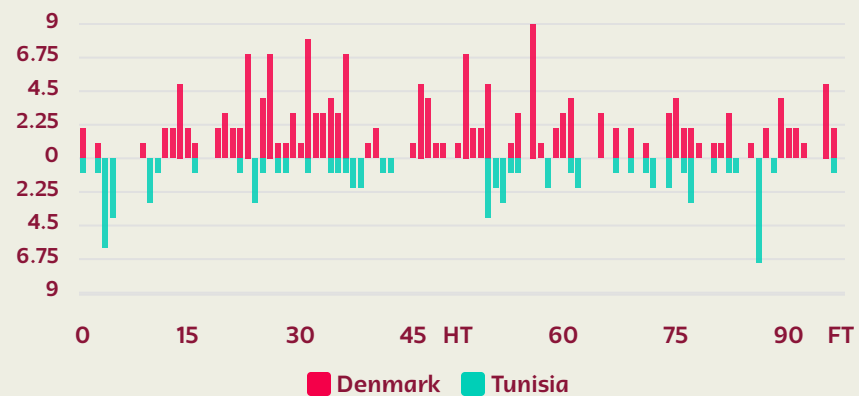
STARTING

16	GK	DAHMEN Aymen	
3	DF	TALBI Montassar	
4	DF	MERIAH Yassine	
6	DF	BRONN Dylan	
7	FW	(C) MSAKNI Youssef	↓ 80'
9	FW	JEBALI Issam	↓ 80'
14	MF	LAIDOUNI Aissa	↓ 88'
17	MF	SKHIRI Ellyes	
20	DF	DRAGER Mohamed	↓ 88'
24	DF	ABDI Ali	
25	FW	SLIMANE Anis	↓ 67'

SUBSTITUTES

1	GK	MATHLOUTHI Aymen	
22	GK	BEN SAID Bechir	
26	GK	HASSEN Moez	
2	DF	IFA Bilel	
5	MF	GHANDRI Nader	
8	MF	MEJBRI Hannibal	↑ 80'
10	FW	KHAZRI Wahbi	
11	FW	KHENISSI Taha Yassine	■ 86' ↑ 80'
12	DF	MAALOUL Ali	
13	MF	SASSI Ferjani	↑ 88'
15	MF	BEN ROMDHANE Mohamed Ali	
18	MF	CHAALELI Ghaylen	
19	FW	JAZIRI Seifeddine	
21	DF	KECHRIDA Wajdi	↑ 88'
23	FW	SLITI Naim	↑ 67'

Distribution in the Final Third



Match Summary - Key Statistics



Possession

Total	54.5%	11.6%	34%	Total
0	Goals			0
11 (4)	Attempts at Goal (On Target)			11 (1)
594 (523)	Total Passes (Complete)			387 (302)
88 %	Pass Completion %			78 %
111	Completed Line Breaks			73
12	Defensive Line Breaks			6
114	Receptions in the Final Third			64
27	Crosses			13
14	Ball Progressions			17
226 (48)	Defensive Pressures Applied (Direct Pressures)			287 (49)
76	Forced Turnovers			73
79	Second Balls			70
115.1 km	Total Distance Covered			117.1 km
15.7 km	High Speed Distance Covered			15.5 km



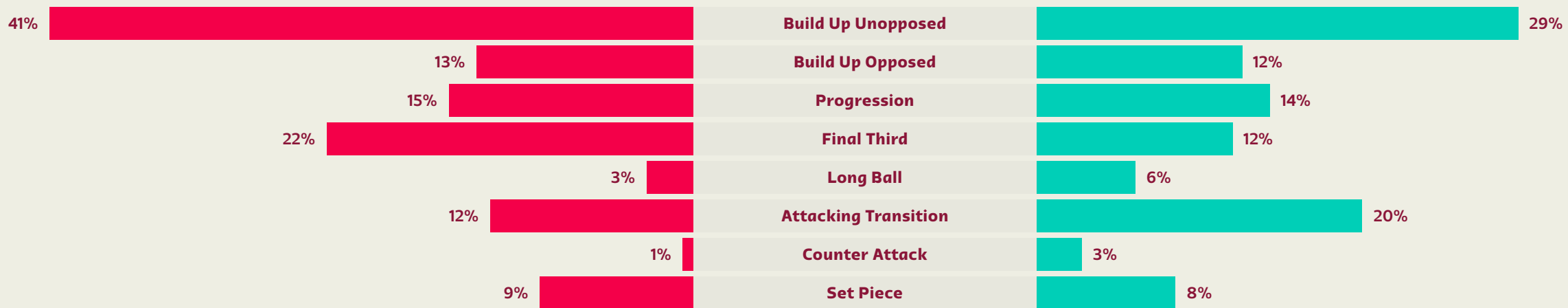
Denmark

Phases of Play

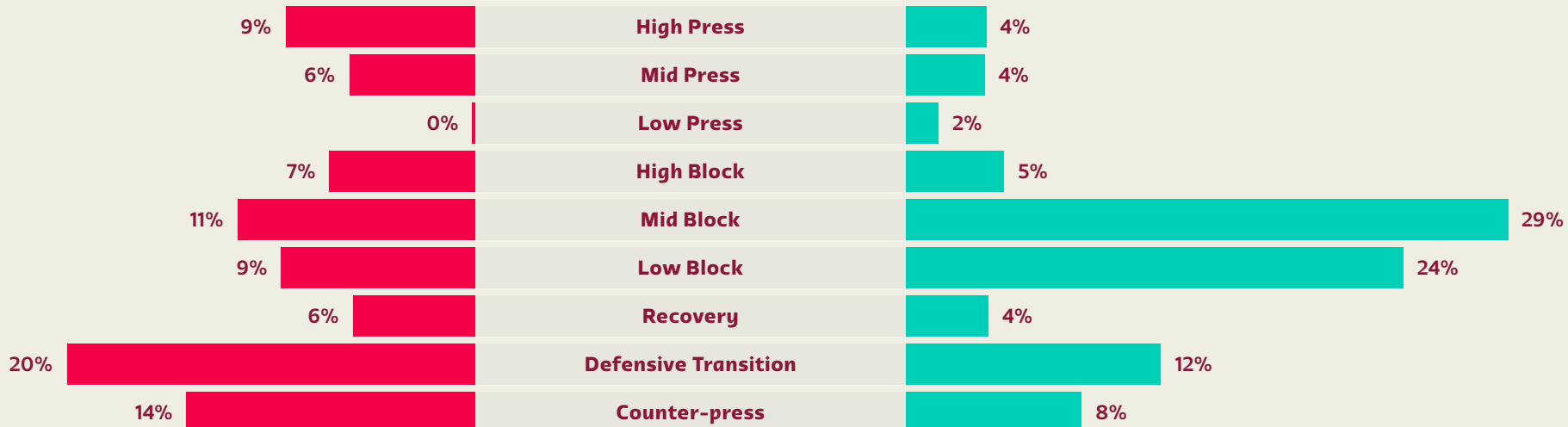
Tunisia



IN POSSESSION



OUT OF POSSESSION





FIFA WORLD CUP
Qatar 2022



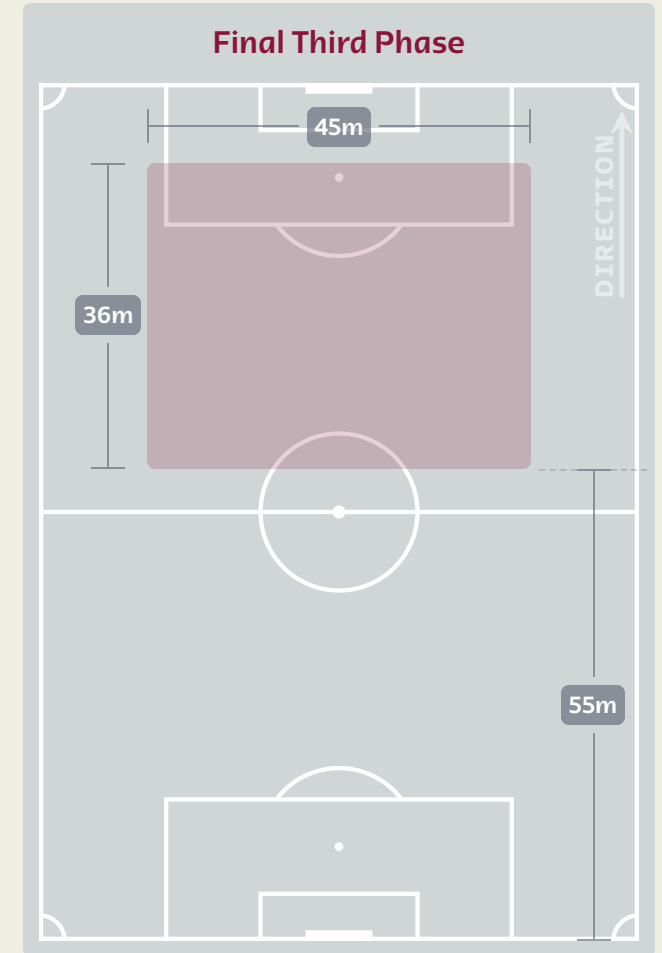
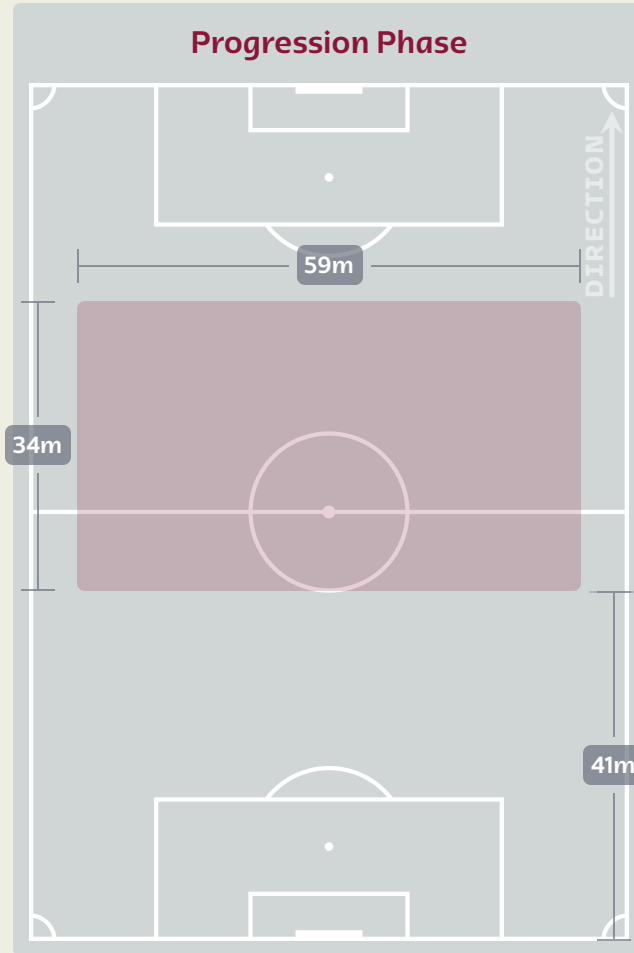
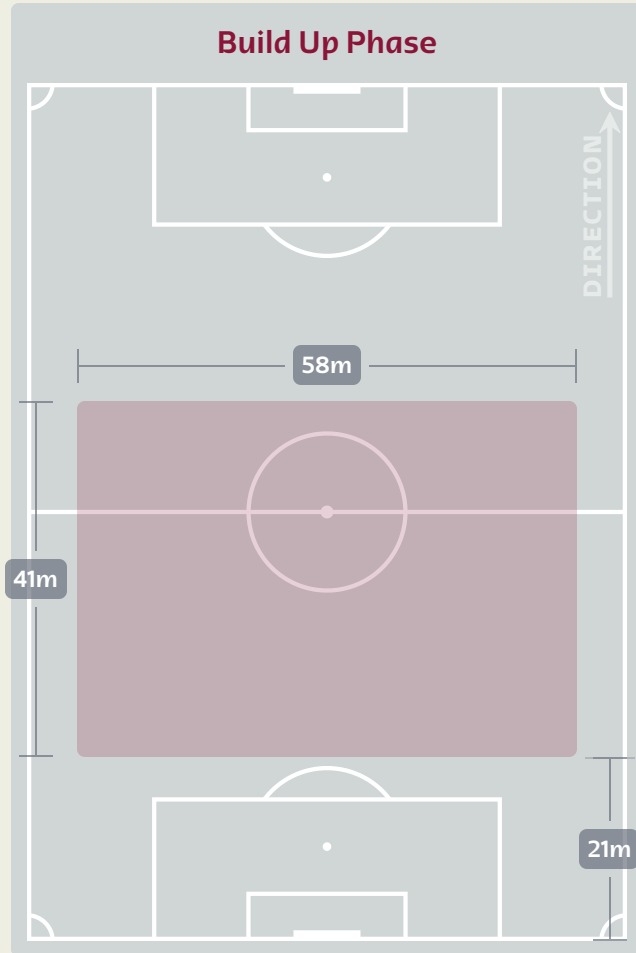
IN POSSESSION



Denmark v Tunisia

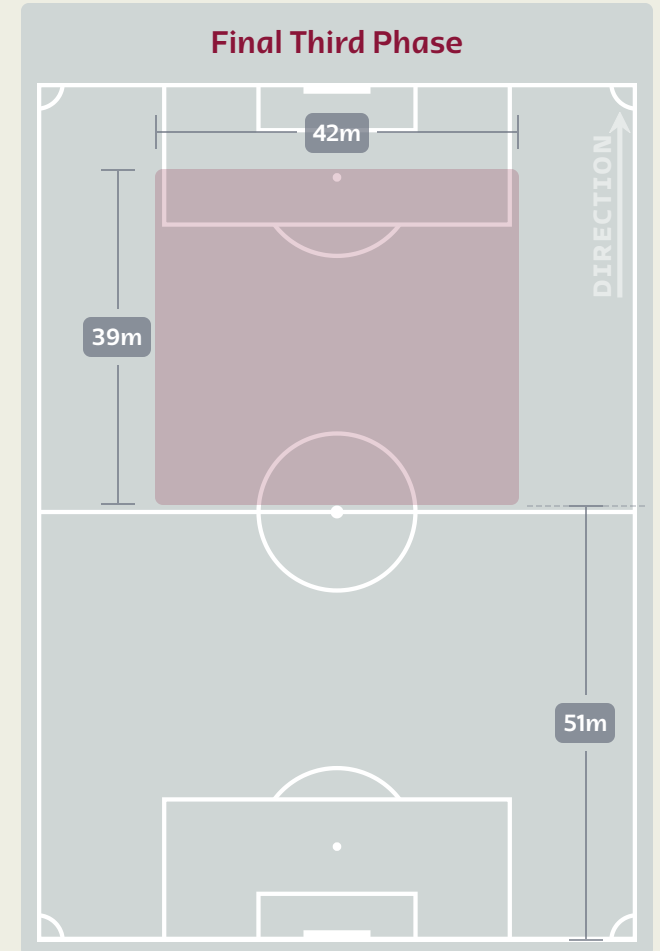
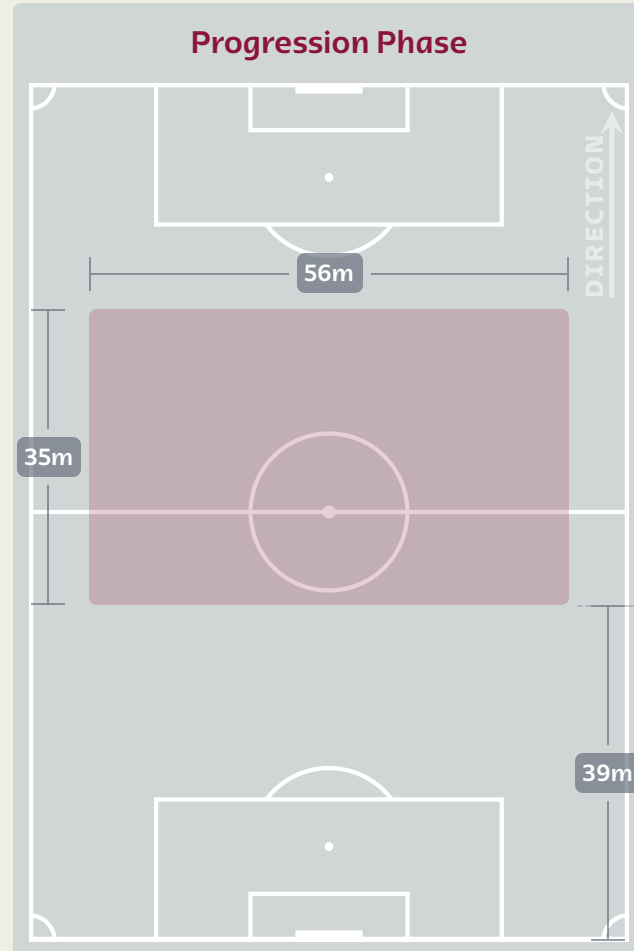
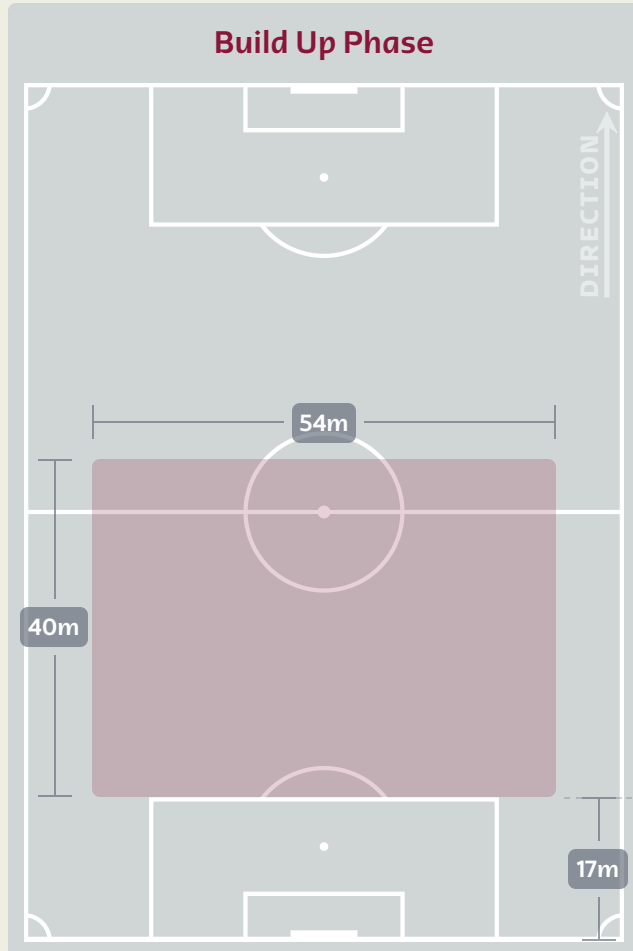


In Possession Line Height & Team Length





In Possession Line Height & Team Length



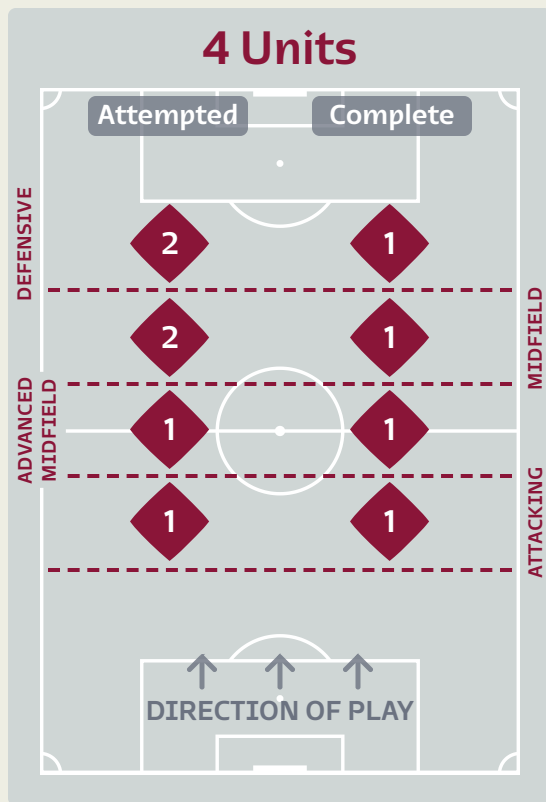
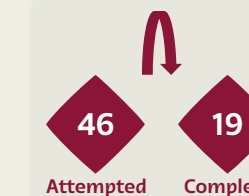
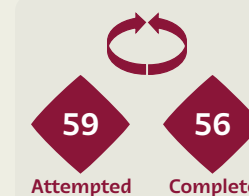
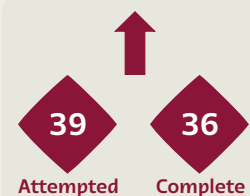
Line Breaks



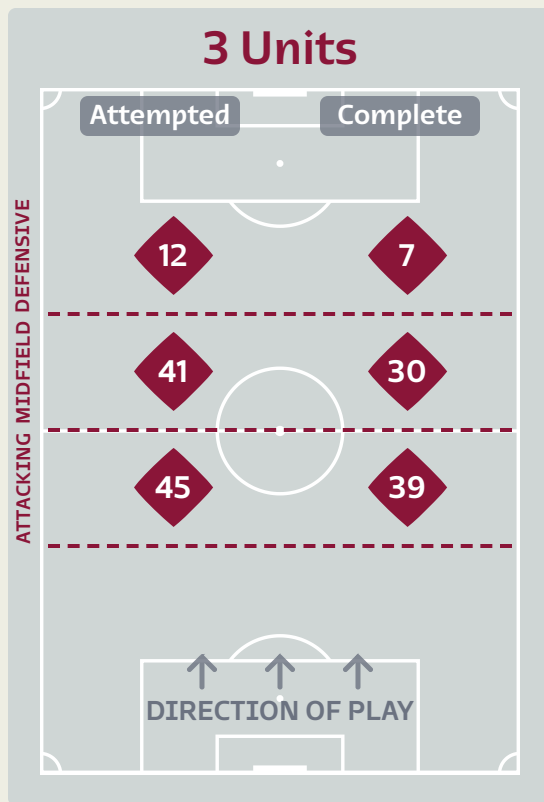
Denmark

Attempted Line Breaks

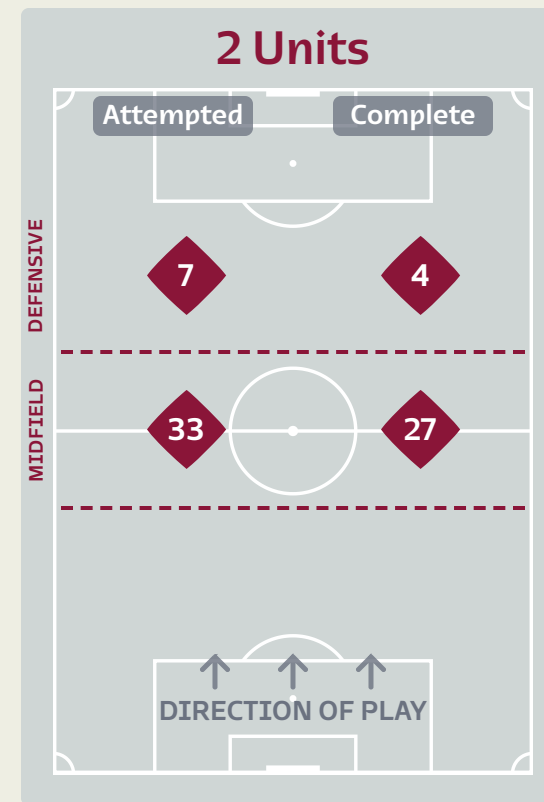
144



Attempted Line Breaks	6
Inside Shape	3
Outside Shape	3



Attempted Line Breaks	98
Inside Shape	51
Outside Shape	47



Attempted Line Breaks	40
Inside Shape	27
Outside Shape	13

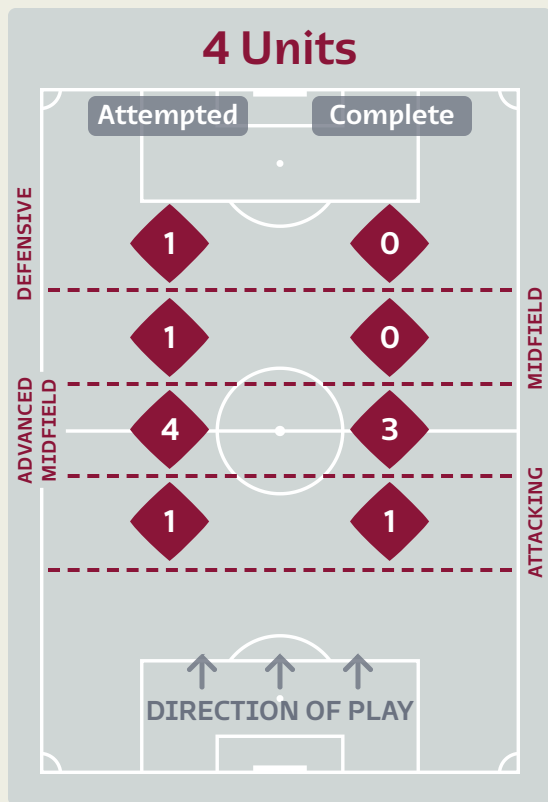
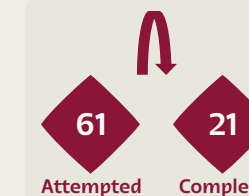
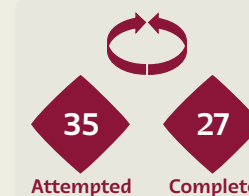
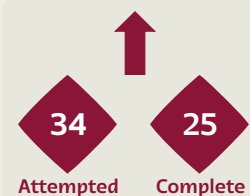
Line Breaks



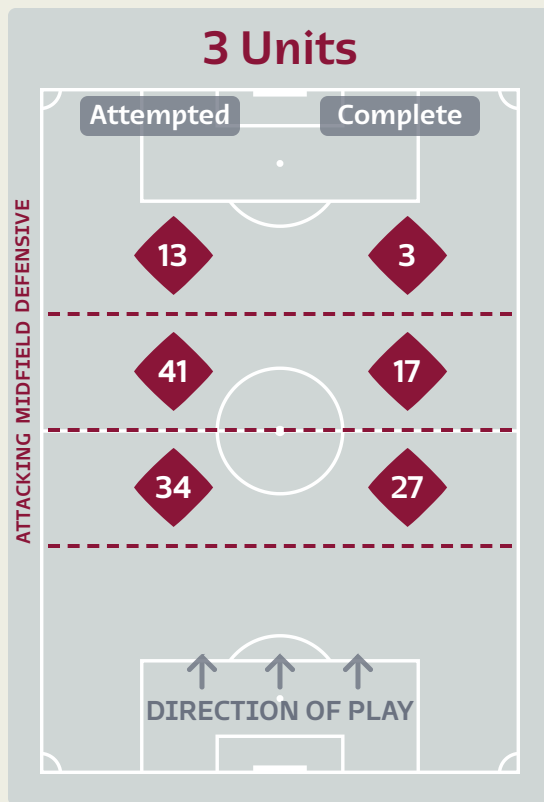
Tunisia

Attempted Line Breaks

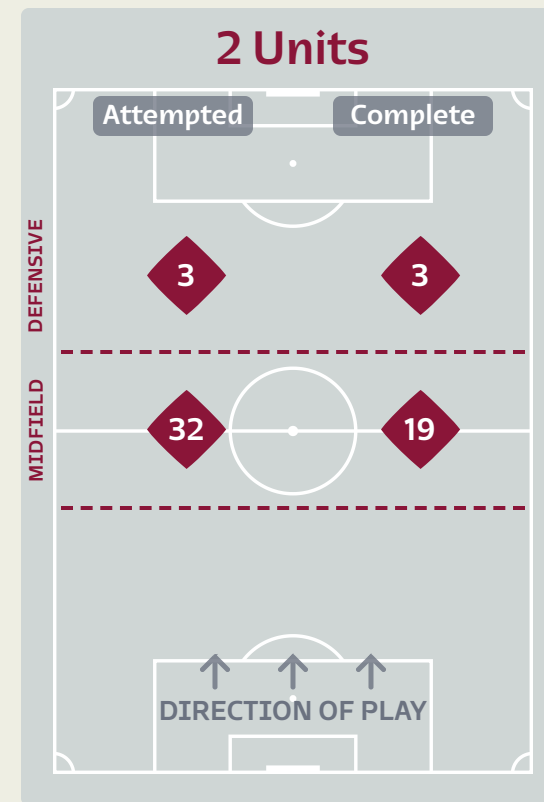
130



Attempted Line Breaks	7
Inside Shape	3
Outside Shape	4



Attempted Line Breaks	88
Inside Shape	63
Outside Shape	25



Attempted Line Breaks	35
Inside Shape	23
Outside Shape	12

Line Breaks

Tunisia



					4 Units				3 Units			2 Units		Direction			Distribution Type		
#	Player	Line Breaks Attempted	Line Breaks Completed	Line Break Completion %	Attacking Line	Attacking Midfield Line	Midfield Line	Defensive Line	Attacking Line	Midfield Line	Defensive Line	Midfield Line	Defensive Line	Through	Around	Over	Pass	Cross	Ball Progression
16	DAHMEN Aymen	16	6	37%	0	1	1	0	5	3	2	4	0	1	0	15	16	0	0
3	TALBI Montassar	12	9	75%	0	1	0	0	8	3	0	0	0	2	5	5	12	0	0
4	MERIAH Yassine	12	4	33%	0	1	0	0	3	2	1	5	0	2	1	9	12	0	0
6	BRONN Dylan	15	7	46%	0	0	0	1	5	7	0	2	0	2	6	7	14	0	1
7	MSAKNI Youssef	11	7	63%	0	0	0	0	2	4	3	1	1	5	3	3	10	0	1
9	JEBALI Issam	3	2	66%	0	0	0	0	0	2	1	0	0	1	0	2	3	0	0
14	LAIDOUNI Aissa	18	13	72%	0	1	0	0	4	5	1	7	0	9	5	4	17	1	0
17	SKHIRI Ellyes	12	9	75%	1	0	0	0	2	4	0	5	0	9	3	0	11	0	1
20	DRAGER Mohamed	5	3	60%	0	0	0	0	2	2	1	0	0	1	1	3	5	0	0
24	ABDI Ali	17	8	47%	0	0	0	0	2	8	3	4	0	1	7	9	16	0	1
25	SLIMANE Anis	4	2	50%	0	0	0	0	0	1	0	1	2	0	2	2	4	0	0
8	MEJBRI Hannibal	0	0	0%	0	0	0	0	0	0	0	0	0	0	0	0	0	0	0
11	KHENISSI Taha Yassine	1	0	0%	0	0	0	0	0	0	1	0	0	0	0	1	1	0	0
13	SASSI Ferjani	1	0	0%	0	0	0	0	0	0	0	1	0	0	0	1	1	0	0
21	KECHRIDA Wajdi	0	0	0%	0	0	0	0	0	0	0	0	0	0	0	0	0	0	0
23	SLITI Naim	3	3	100%	0	0	0	0	1	0	0	2	0	1	2	0	2	0	1

Passing Networks



#	Passes From ↓ to →	SCHMEICHEL Kasper	ANDERSEN Joachim	KJAER Simon	MAEHLE Joakim	CHRISTENSEN Andreas	DELANEY Thomas	ERIKSEN Christian	SKOV OLSEN Andreas	DOLBERG Kasper	KRISTENSEN Rasmus	HOJBJERG Pierre-Emile	JENSEN Mathias	DAMSGAARD Mikkel	CORNELIUS Andreas	LINDSTROM Jesper
1	SCHMEICHEL Kasper	0	4	4	1	4	0	1	1	0	2	2	2	0	0	0
2	ANDERSEN Joachim	3	0	7	2	11	1	7	3	1	6	7	4	0	0	1
4	KJAER Simon	2	4	0	3	8	8	9	1	0	1	8	0	5	0	0
5	MAEHLE Joakim	0	1	1	0	9	5	3	1	2	2	2	2	4	0	0
6	CHRISTENSEN Andreas	5	9	13	7	0	3	12	1	2	4	9	6	2	1	0
8	DELANEY Thomas	0	3	4	1	7	0	3	0	2	1	2	0	0	0	0
10	ERIKSEN Christian	0	5	9	7	6	1	0	2	0	7	12	3	2	2	1
11	SKOV OLSEN Andreas	0	1	0	0	0	0	2	0	2	8	4	0	1	0	0
12	DOLBERG Kasper	0	0	0	3	0	0	2	1	0	1	0	0	0	0	0
13	KRISTENSEN Rasmus	0	7	0	0	1	1	3	7	1	0	8	0	0	0	1
23	HOJBJERG Pierre-Emile	0	9	9	4	12	3	11	7	1	2	0	5	0	0	1
7	JENSEN Mathias	1	5	0	4	6	0	0	0	0	0	5	0	3	0	0
14	DAMSGAARD Mikkel	1	1	0	9	1	0	1	0	1	1	0	2	0	1	0
21	CORNELIUS Andreas	0	1	0	1	0	0	0	0	0	0	0	0	1	0	0
25	LINDSTROM Jesper	0	1	0	0	0	0	1	0	0	0	0	0	0	0	0

Top 5 Player to Player Passers		
Player	Passed To	% of Total Team Passes

CHRISTENSEN Andreas	KJAER Simon	2.6%
CHRISTENSEN Andreas	ERIKSEN Christian	2.4%
ERIKSEN Christian	HOJBJERG Pierre-Emile	2.4%
HOJBJERG Pierre-Emile	CHRISTENSEN Andreas	2.4%
ANDERSEN Joachim	CHRISTENSEN Andreas	2.2%

Passing Networks

Tunisia

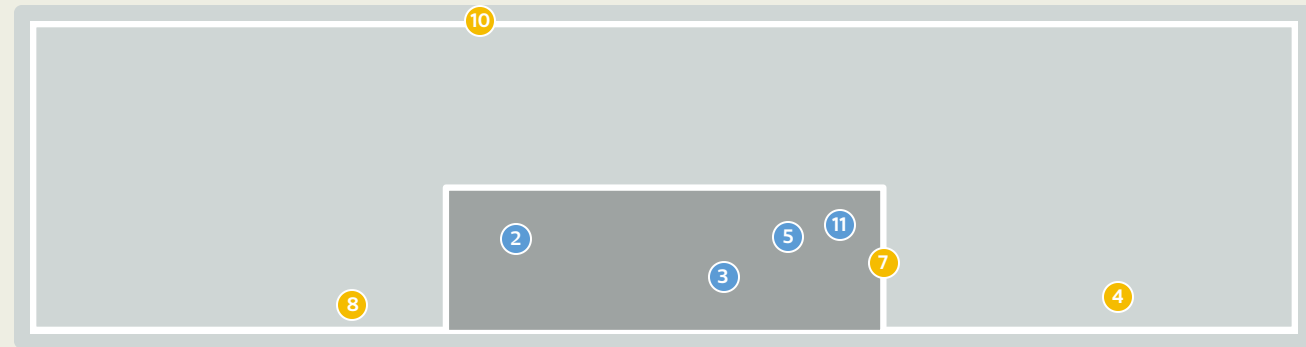
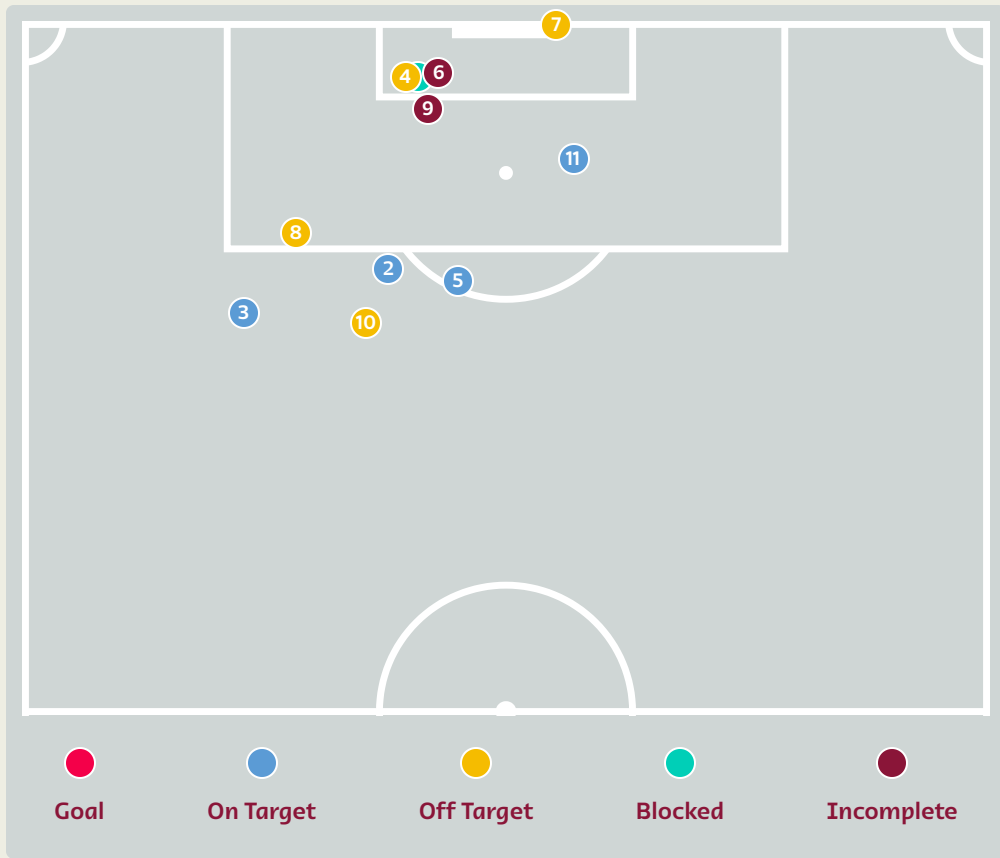


#	Passes From ↓ to →	DAHMEN Aymen	TALBI Montassar	MERIAH Yassine	BRONN Dylan	MSAKNI Youssef	JEBALI Issam	LAIDOUNI Aissa	SKHIRI Ellyes	DRAGER Mohamed	ABDI Ali	SLIMANE Anis	MEJBRI Hannibal	KHENISSI Taha Yassine	SASSI Ferjani	KECHRIDA Wajdi	SLITI Naim
16	DAHMEN Aymen	16	3	7	5	0	1	1	0	2	3	1	0	1	0	0	1
3	TALBI Montassar	7	16	9	4	0	0	4	3	1	6	0	0	1	0	0	0
4	MERIAH Yassine	6	12	16	11	0	1	3	3	5	2	0	0	0	0	0	0
6	BRONN Dylan	3	1	13	16	1	0	4	1	5	1	2	0	0	0	0	0
7	MSAKNI Youssef	0	0	2	0	16	4	0	5	2	1	4	0	0	0	0	0
9	JEBALI Issam	0	1	0	1	3	16	1	0	1	1	0	0	0	0	0	1
14	LAIDOUNI Aissa	0	4	3	4	3	3	16	5	3	7	3	1	0	0	0	0
17	SKHIRI Ellyes	1	3	5	1	3	3	6	16	2	4	0	0	0	0	0	0
20	DRAGER Mohamed	1	1	1	4	1	1	2	2	16	0	1	0	0	0	0	0
24	ABDI Ali	1	4	1	0	3	1	3	0	0	16	2	0	0	0	0	2
25	SLIMANE Anis	0	0	0	1	3	2	3	0	2	0	16	0	0	0	0	0
8	MEJBRI Hannibal	0	0	1	1	0	0	0	0	0	0	0	16	0	0	0	0
11	KHENISSI Taha Yassine	0	0	0	0	0	0	0	0	0	0	0	0	16	0	0	1
13	SASSI Ferjani	0	0	0	0	0	0	0	0	0	0	0	0	0	16	0	0
21	KECHRIDA Wajdi	0	0	0	0	0	0	0	0	0	0	0	0	0	0	16	0
23	SLITI Naim	0	1	0	0	0	0	2	0	1	1	0	0	0	0	0	16

Top 5 Player to Player Passers

Player	Passed To	% of Total Team Passes
BRONN Dylan	MERIAH Yassine	4.6%
MERIAH Yassine	TALBI Montassar	4.3%
MERIAH Yassine	BRONN Dylan	3.9%
TALBI Montassar	MERIAH Yassine	3.2%
DAHMEN Aymen	MERIAH Yassine	2.5%

Attempts at Goal



Key	Outcome	Shots
●	Goals	0
●	On Target	4
●	Off Target	4
●	Blocked	1
●	Incomplete	2

Attempts at Goal

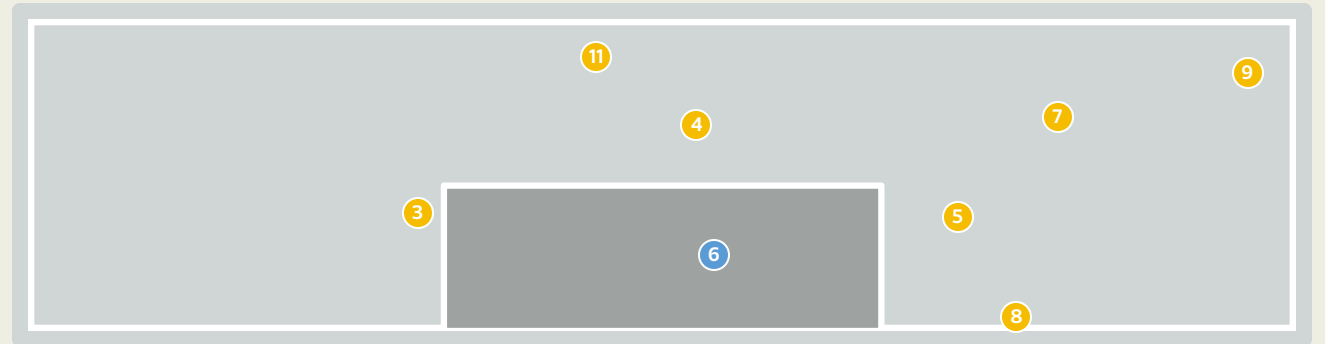
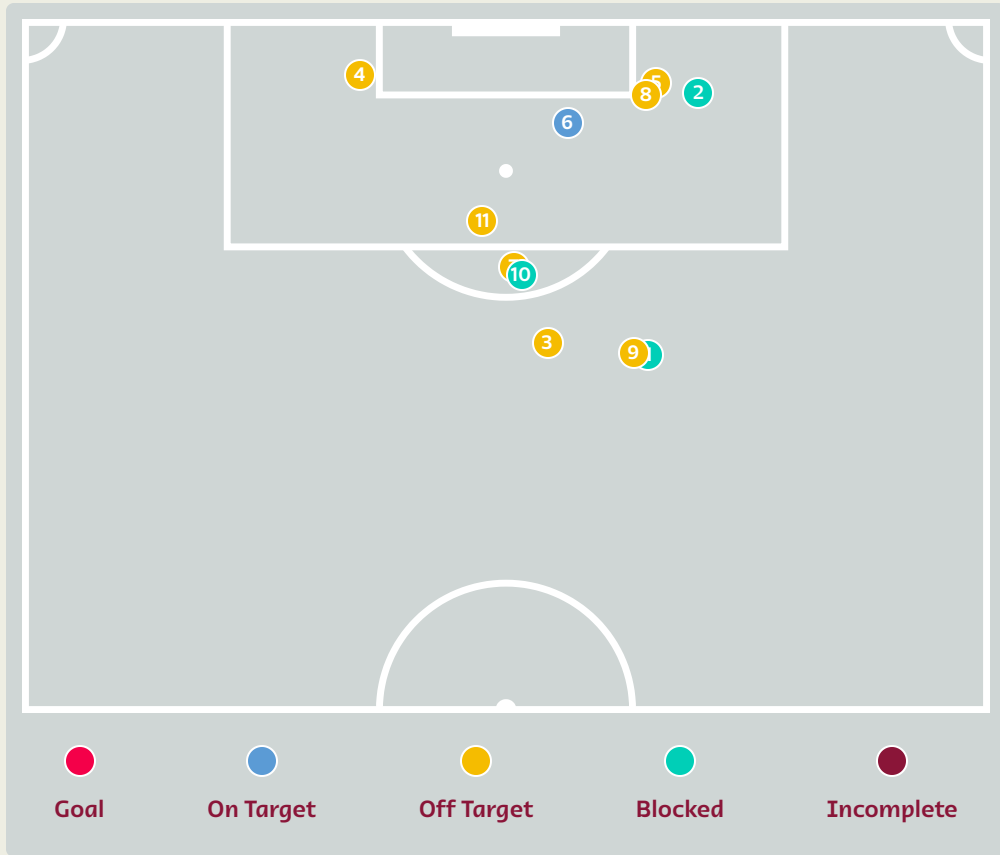
Denmark



Time	Player	Outcome	Body Part	Delivery Type
22	12 DOLBERG Kasper	Incomplete - Blocked	Right Foot	Cross
22	2 ANDERSEN Joachim	On Target - Saved	Left Foot	Loose Ball
32	23 HOJBJERG Pierre-Emile	On Target - Saved	Right Foot	Corner
56	12 DOLBERG Kasper	Off Target - Defensive Event	Head	Cross
68	10 ERIKSEN Christian	On Target - Saved	Left Foot	Pass
69	6 CHRISTENSEN Andreas	Incomplete	Head	Corner
69	21 CORNELIUS Andreas	Off Target	Head	Loose Ball
75	7 JENSEN Mathias	Off Target	Right Foot	Pass
91	21 CORNELIUS Andreas	Incomplete - Player On Ball Error	Head	Other
91	5 MAEHLE Joakim	Deflected Off Target - Defensive Event	Right Foot	Ball Progression
96	21 CORNELIUS Andreas	On Target - Saved	Head	Corner

Attempts at Goal

Tunisia



Key	Outcome	Shots
●	Goals	0
●	On Target	1
●	Off Target	7
●	Blocked	3
●	Incomplete	0

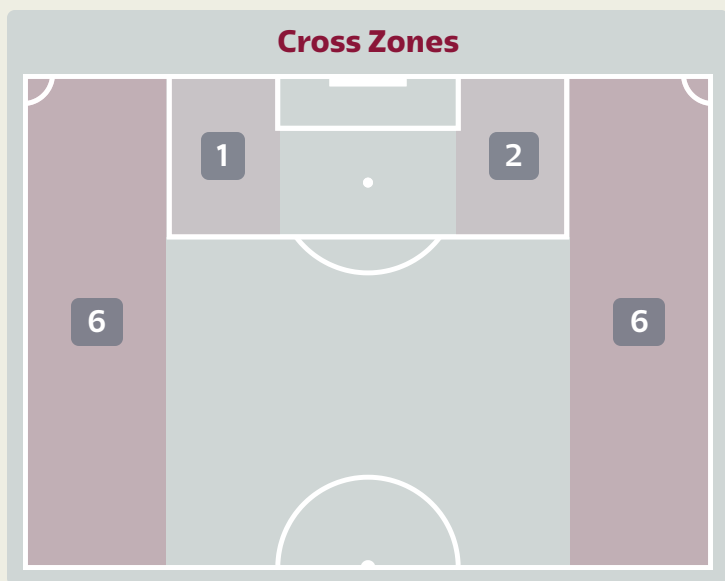
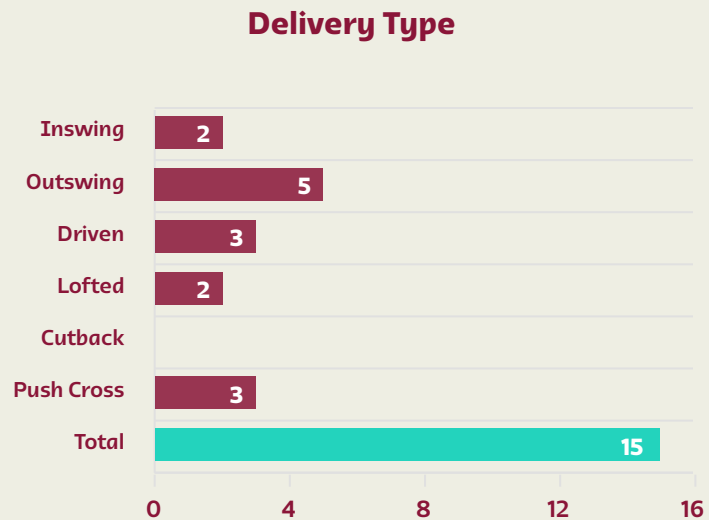
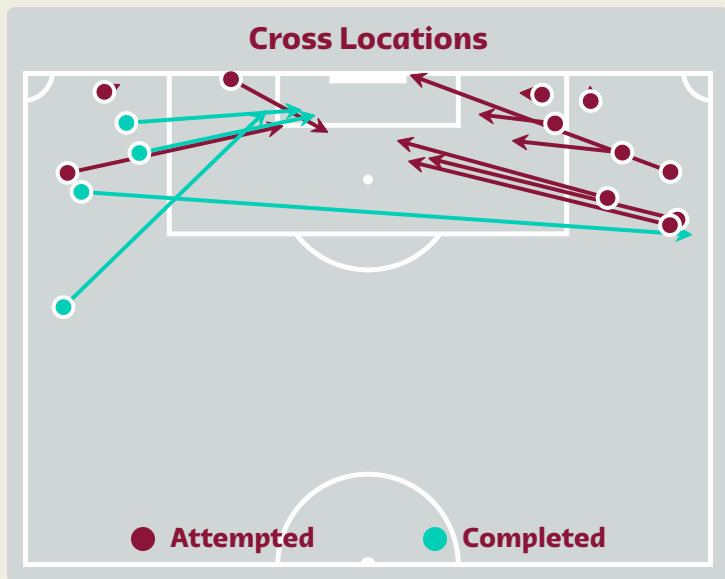
Attempts at Goal

Tunisia



Time	Player	Outcome	Body Part	Delivery Type
2	7 MSAKNI Youssef	Incomplete - Blocked	Right Foot	Ball Progression
4	9 JEBALI Issam	Incomplete - Blocked	Left Foot	Tackle
10	20 DRAGER Mohamed	Deflected Off Target - Defensive Event	Right Foot	Pass
11	7 MSAKNI Youssef	Off Target	Head	Corner
38	14 LAIDOUNI Aissa	Off Target	Right Foot	Loose Ball
42	9 JEBALI Issam	On Target - Saved	Right Foot	Pass
42	17 SKHIRI Ellyes	Off Target	Left Foot	Loose Ball
45	7 MSAKNI Youssef	Off Target	Right Foot	Corner
50	20 DRAGER Mohamed	Deflected Off Target - Defensive Event	Right Foot	Pass
52	17 SKHIRI Ellyes	Incomplete - Blocked	Right Foot	Loose Ball
52	6 BRONN Dylan	Off Target - Defensive Event	Right Foot	Loose Ball

Crosses (Open Play)

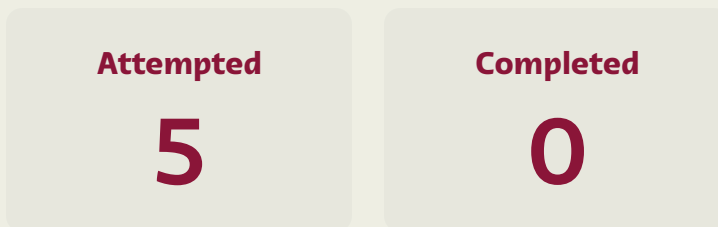
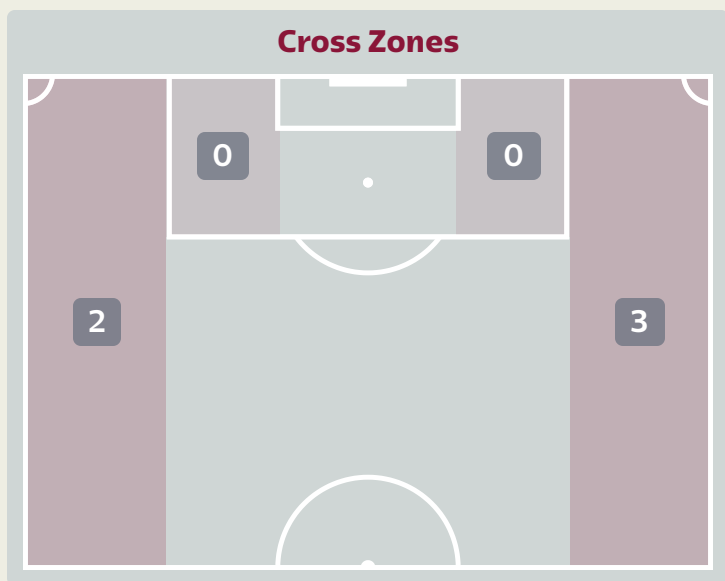
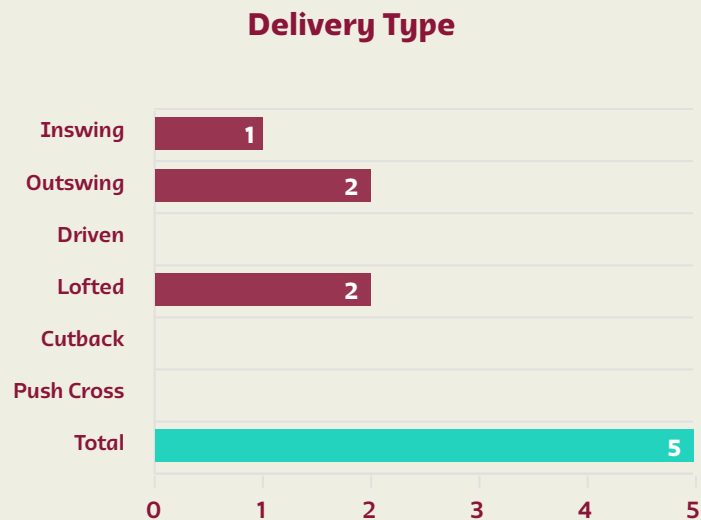
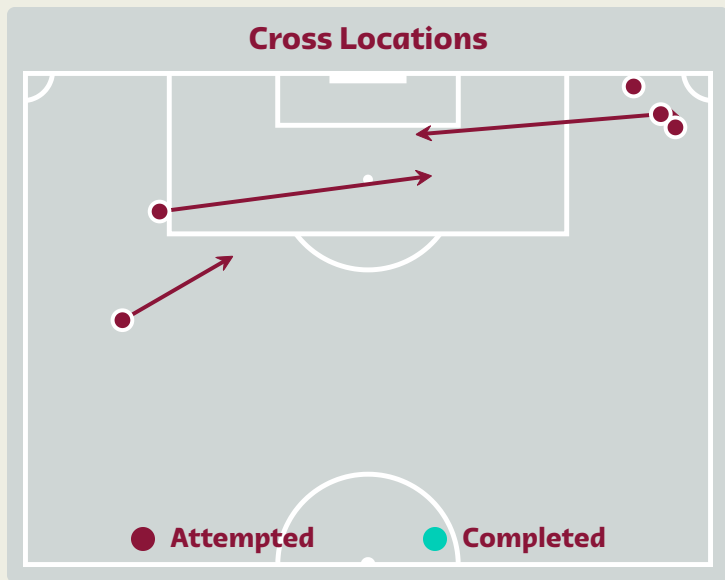


#	Player	Inswing	Outswing	Driven	Lofted	Cutback	Push Cross	Total Attempted
1	SCHMEICHEL Kasper	0	0	0	0	0	0	0
2	ANDERSEN Joachim	0	0	0	0	0	0	0
4	KJAER Simon	0	0	0	0	0	0	0
5	MAEHLE Joakim	1	1	1	0	0	0	3
6	CHRISTENSEN Andreas	0	0	0	0	0	0	0
8	DELANEY Thomas	0	1	0	0	0	0	1
10	ERIKSEN Christian	0	2	2	0	0	0	4
11	SKOV OLSEN Andreas	1	0	0	0	0	1	2
12	DOLBERG Kasper	0	0	0	0	0	0	0
13	KRISTENSEN Rasmus	0	1	0	0	0	2	3
23	HOJBJERG Pierre-Emile	0	0	0	0	0	0	0
7	JENSEN Mathias	0	0	0	0	0	0	0
14	DAMSGAARD Mikkel	0	0	0	1	0	0	1
21	CORNELIUS Andreas	0	0	0	1	0	0	1
25	LINDSTROM Jesper	0	0	0	0	0	0	0

Tunisia

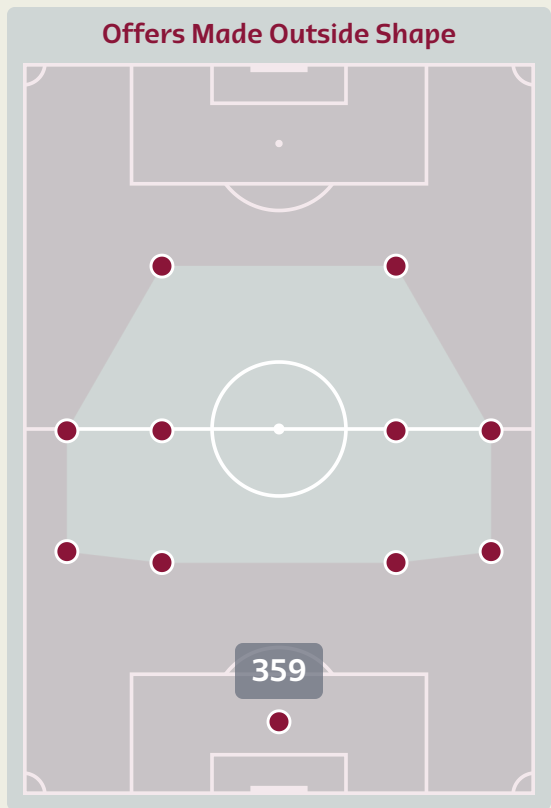
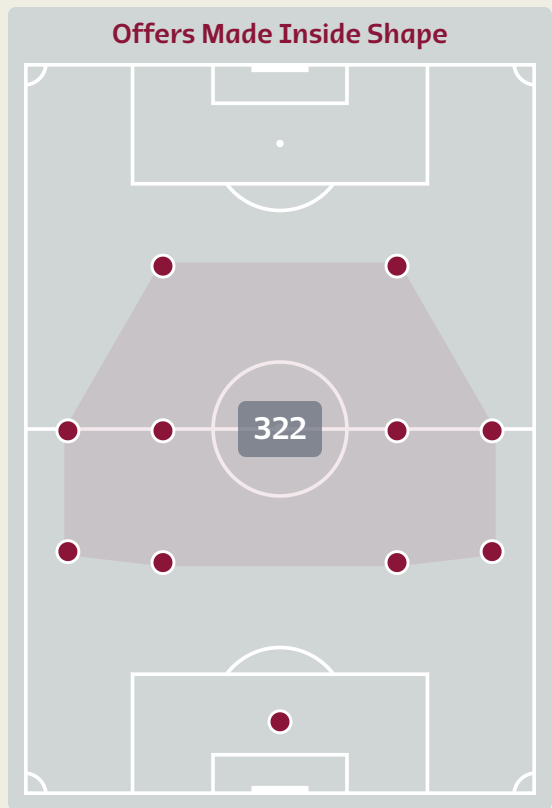


Crosses (Open Play)



#	Player	Inswing	Outswing	Driven	Lofted	Cutback	Push Cross	Total Attempted
16	DAHMEN Aymen	0	0	0	0	0	0	0
3	TALBI Montassar	0	0	0	0	0	0	0
4	MERIAH Yassine	0	0	0	0	0	0	0
6	BRONN Dylan	0	0	0	0	0	0	0
7	MSAKNI Youssef	0	0	0	0	0	0	0
9	JEBALI Issam	0	0	0	1	0	0	1
14	LAIDOUNI Aissa	1	0	0	0	0	0	1
17	SKHIRI Ellyes	0	0	0	0	0	0	0
20	DRAGER Mohamed	0	2	0	0	0	0	2
24	ABDI Ali	0	0	0	0	0	0	0
25	SLIMANE Anis	0	0	0	0	0	0	0
8	MEJBRI Hannibal	0	0	0	0	0	0	0
11	KHENISSI Taha Yassine	0	0	0	0	0	0	0
13	SASSI Ferjani	0	0	0	0	0	0	0
21	KECHRIDA Wajdi	0	0	0	0	0	0	0
23	SLITI Naim	0	0	0	1	0	0	1

Offering to Receive

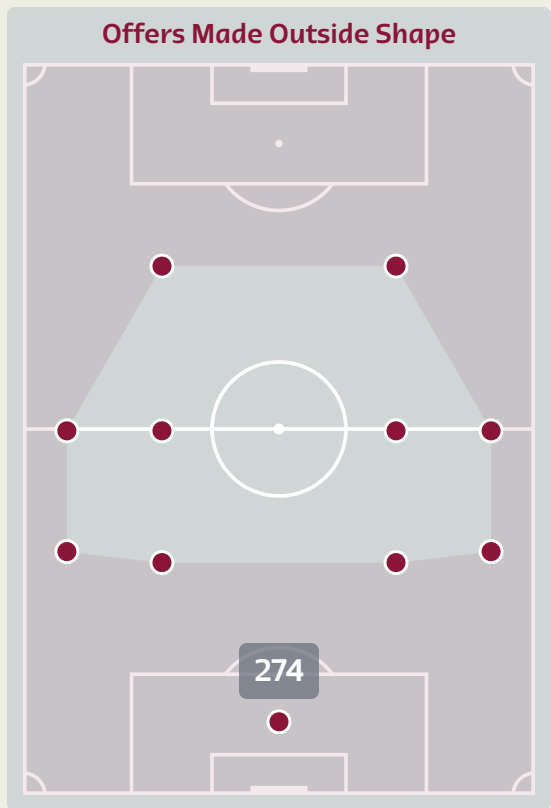
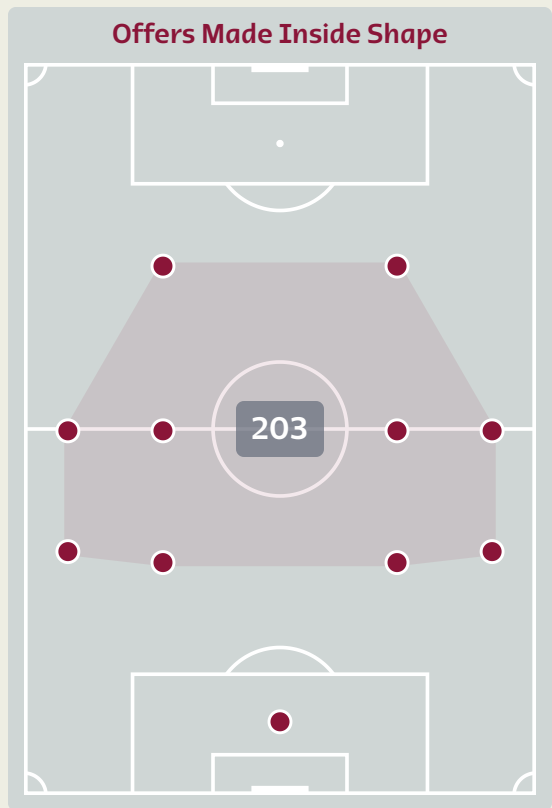


#	Player	Offers Made	Offers Received	% Made & Received
1	SCHMEICHEL Kasper	11	5	45.5%
2	ANDERSEN Joachim	23	13	56.5%
4	KJAER Simon	14	4	28.6%
5	MAEHLE Joakim	81	33	40.7%
6	CHRISTENSEN Andreas	37	15	40.5%
8	DELANEY Thomas	44	18	40.9%
10	ERIKSEN Christian	91	36	39.6%
11	SKOV OLSEN Andreas	55	19	34.5%
12	DOLBERG Kasper	10	5	50%
13	KRISTENSEN Rasmus	82	23	28%
23	HOJBJERG Pierre-Emile	82	31	37.8%
7	JENSEN Mathias	37	20	54.1%
14	DAMSGAARD Mikkel	78	19	24.4%
21	CORNELIUS Andreas	20	1	5%
25	LINDSTROM Jesper	16	3	18.8%

Tunisia



Offering to Receive



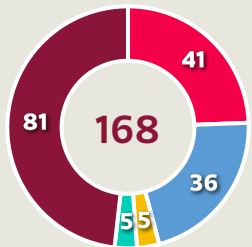
#	Player	Offers Made	Offers Received	% Made & Received
16	DAHMEN Aymen	13	6	46.2%
3	TALBI Montassar	34	11	32.4%
4	MERIAH Yassine	32	16	50%
6	BRONN Dylan	34	15	44.1%
7	MSAKNI Youssef	42	14	33.3%
9	JEBALI Issam	48	14	29.2%
14	LAIDOUNI Aissa	31	15	48.4%
17	SKHIRI Ellyes	37	11	29.7%
20	DRAGER Mohamed	70	15	21.4%
24	ABDI Ali	63	13	20.6%
25	SLIMANE Anis	50	11	22%
8	MEJBRI Hannibal	5	1	20%
11	KHENISSI Taha Yassine	6	1	16.7%
13	SASSI Ferjani	2	1	50%
21	KECHRIDA Wajdi	1	0	0%
23	SLITI Naim	9	2	22.2%



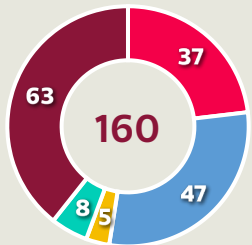
Movement to Receive

Movement Types by Phase

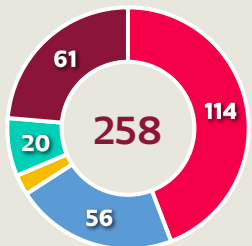
Final Third Phase



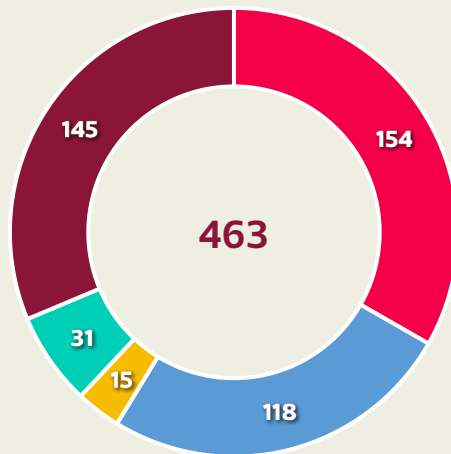
Progression Phase



Build Up Phase



All Movement Types

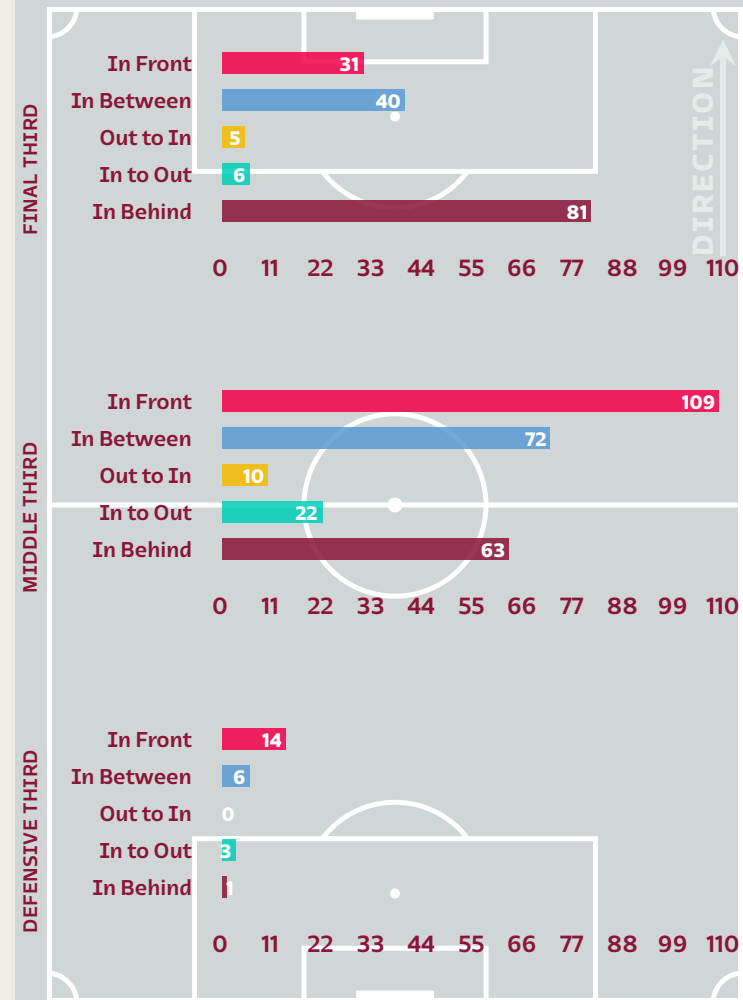


- In Front
- In Between
- Out to In
- In to Out
- In Behind

Top Ranked Players

Type	Player	Movements
In Front	23 HOJBJERG Pierre-Emile	40
In Between	10 ERIKSEN Christian	29
Out to In	13 KRISTENSEN Rasmus	4
In to Out	14 DAMSGAARD Mikkel	9
In Behind	5 MAEHLE Joakim	31

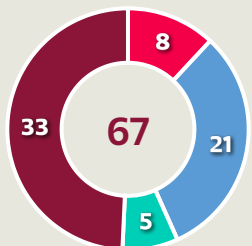
Movement Types Pitch Third



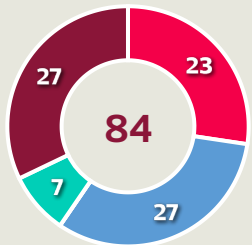
Movement to Receive

Movement Types by Phase

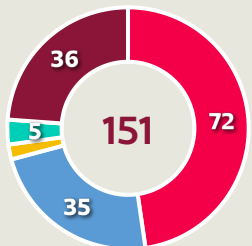
Final Third Phase



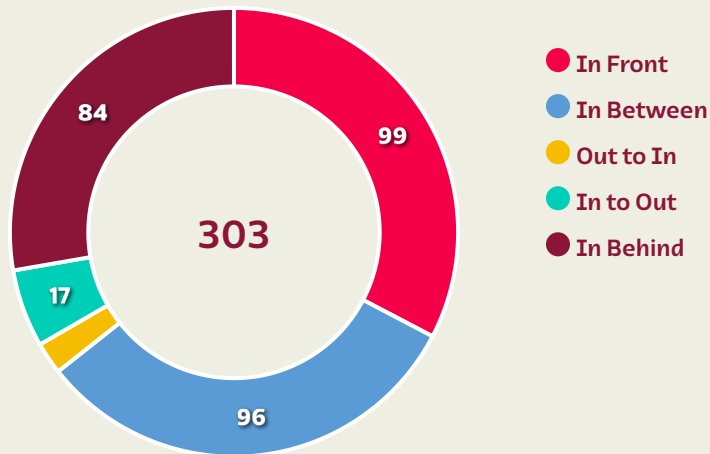
Progression Phase



Build Up Phase



All Movement Types

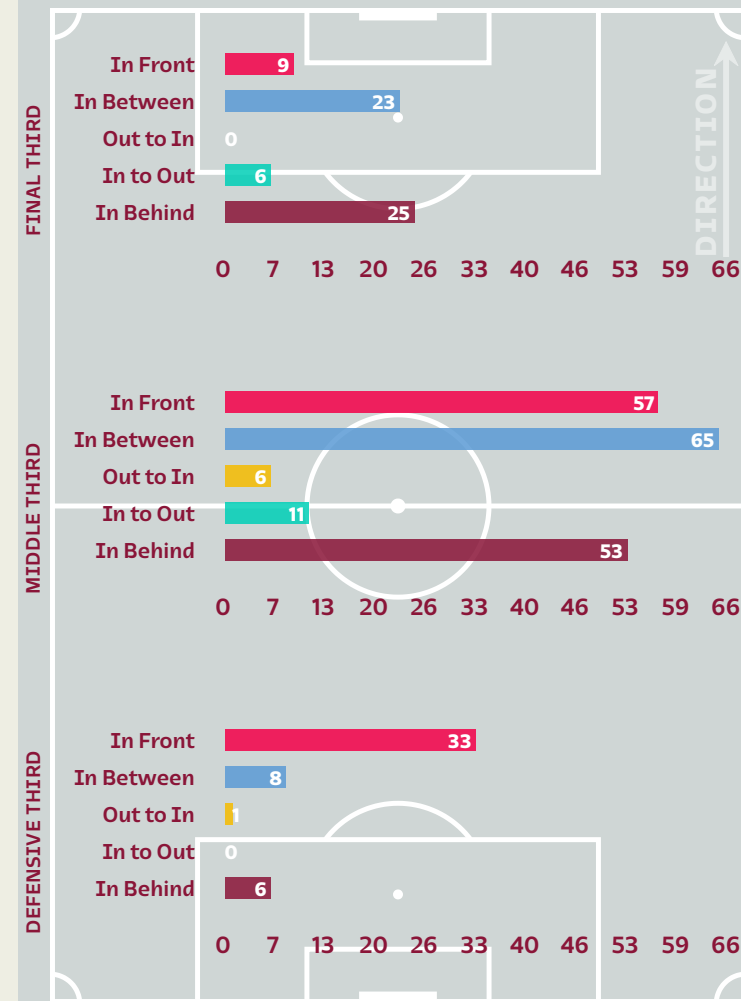


- In Front
- In Between
- Out to In
- In to Out
- In Behind

Top Ranked Players

Type	Player	Movements
In Front	17 SKHIRI Ellyes	21
In Between	9 JEBALI Issam	28
Out to In	7 MSAKNI Youssef	3
In to Out	9 JEBALI Issam	7
In Behind	20 DRAGER Mohamed	24

Movement Types Pitch Third





FIFA WORLD CUP
Qatar 2022



OUT OF POSSESSION



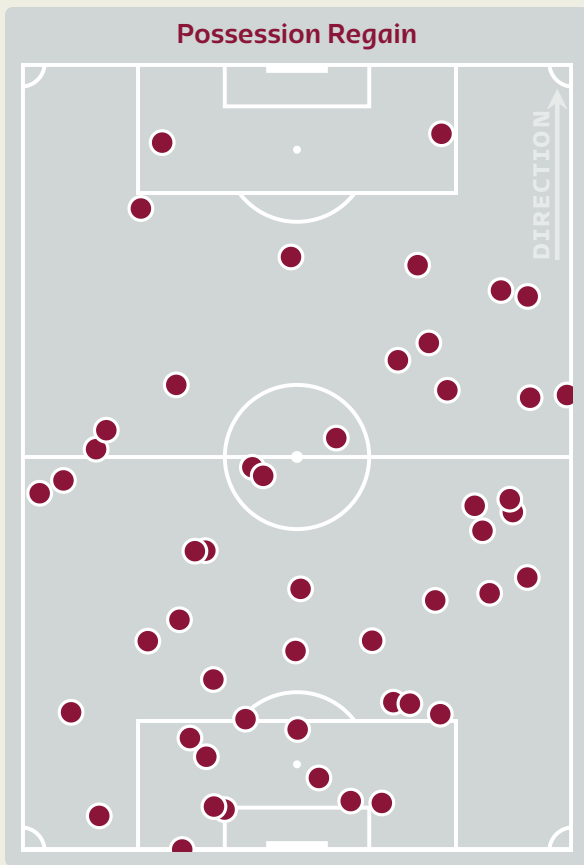
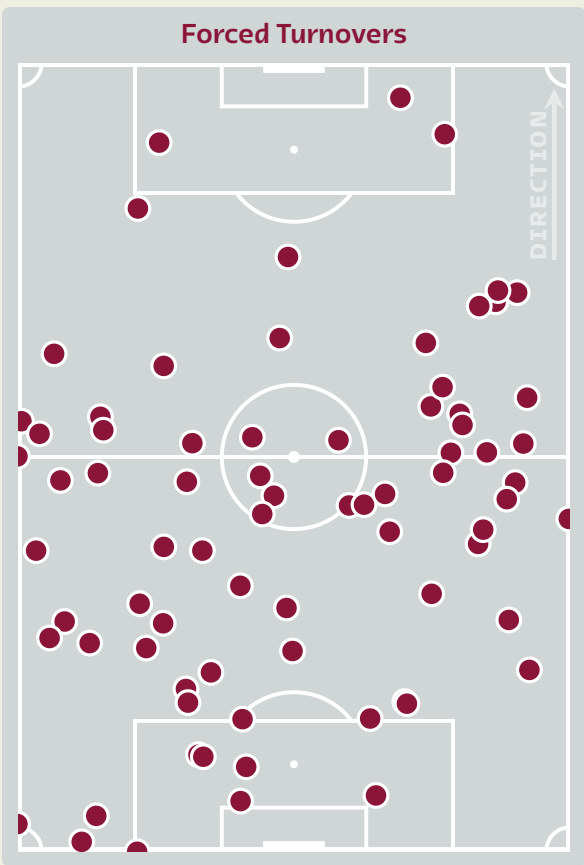
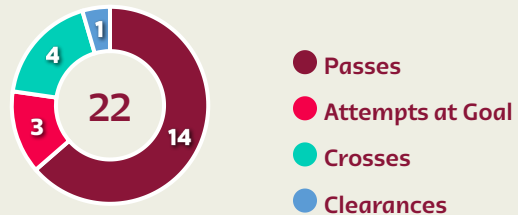
Denmark v Tunisia



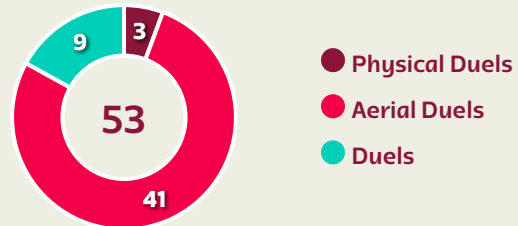
Defensive Actions



Blocks



Possession Contests



Most Possession Regains



#	Player	Total Possession Regains
1	SCHMEICHEL Kasper	7
2	ANDERSEN Joachim	11
4	KJAER Simon	5
5	MAEHLE Joakim	6
6	CHRISTENSEN Andreas	4
8	DELANEY Thomas	2
10	ERIKSEN Christian	2
11	SKOV OLSEN Andreas	2
12	DOLBERG Kasper	0
13	KRISTENSEN Rasmus	4
23	HOJBJERG Pierre-Emile	4
7	JENSEN Mathias	2
14	DAMSGAARD Mikkel	3
21	CORNELIUS Andreas	0
25	LINDSTROM Jesper	1

Tunisia



Defensive Actions

73

Forced Turnovers

51

Possession Regained

4

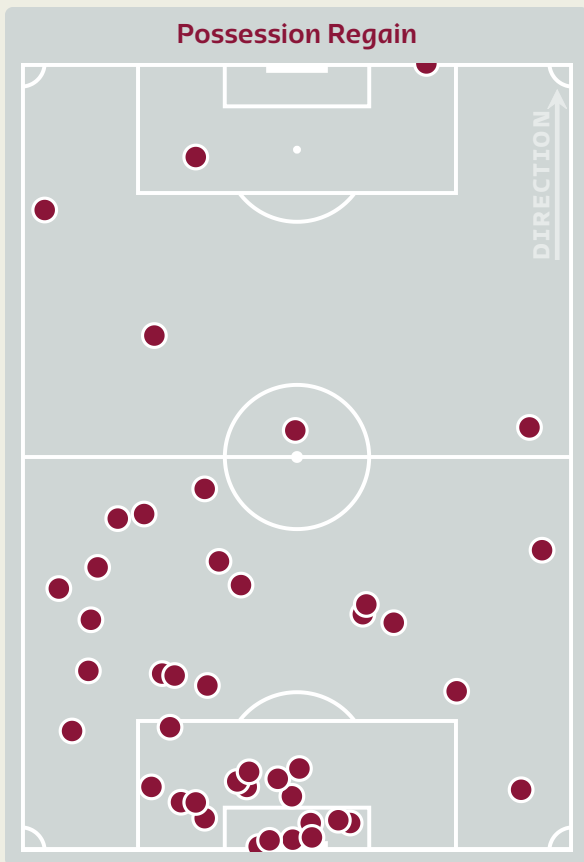
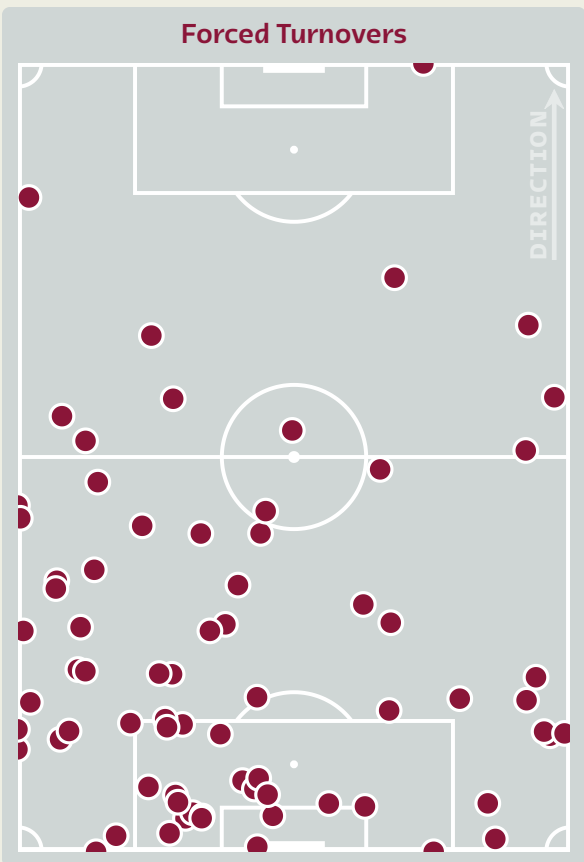
Interceptions

33

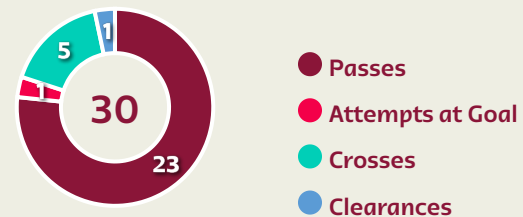
Tackles

3.04

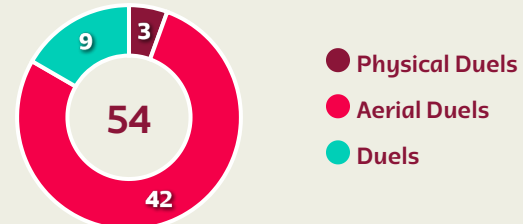
Possession Actions / Defensive Action



Blocks



Possession Contests



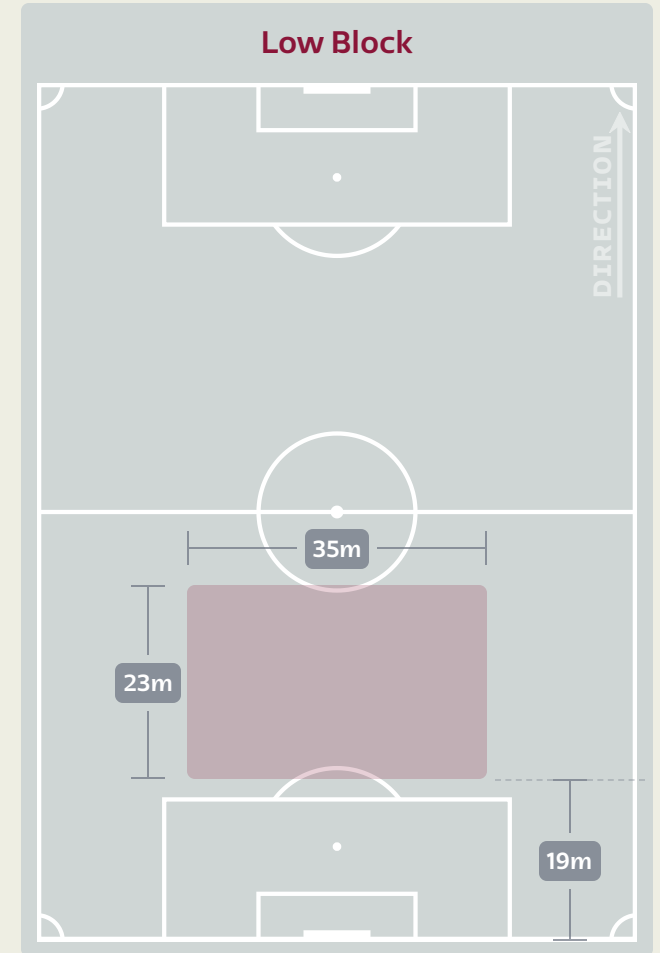
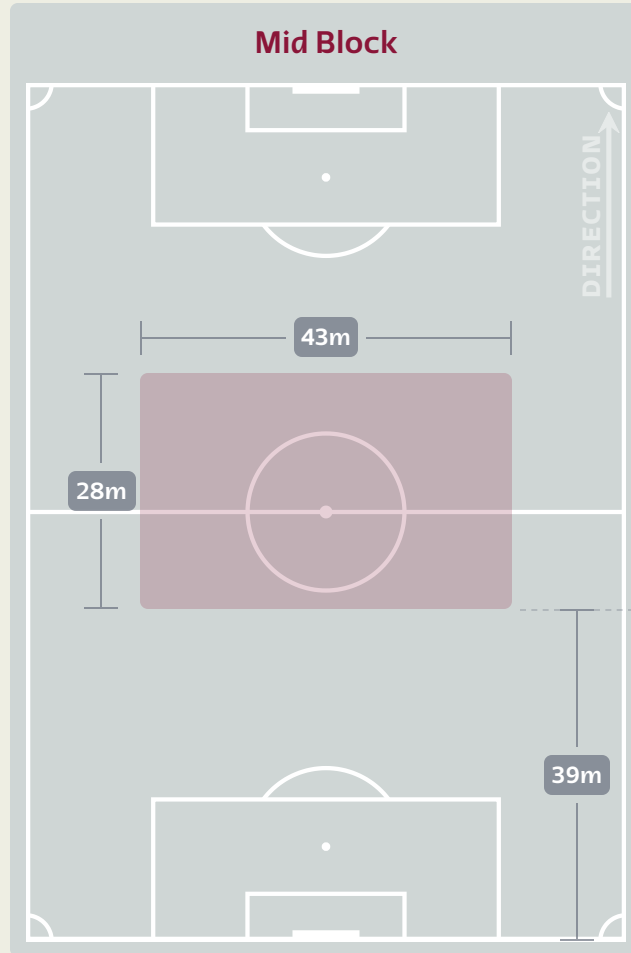
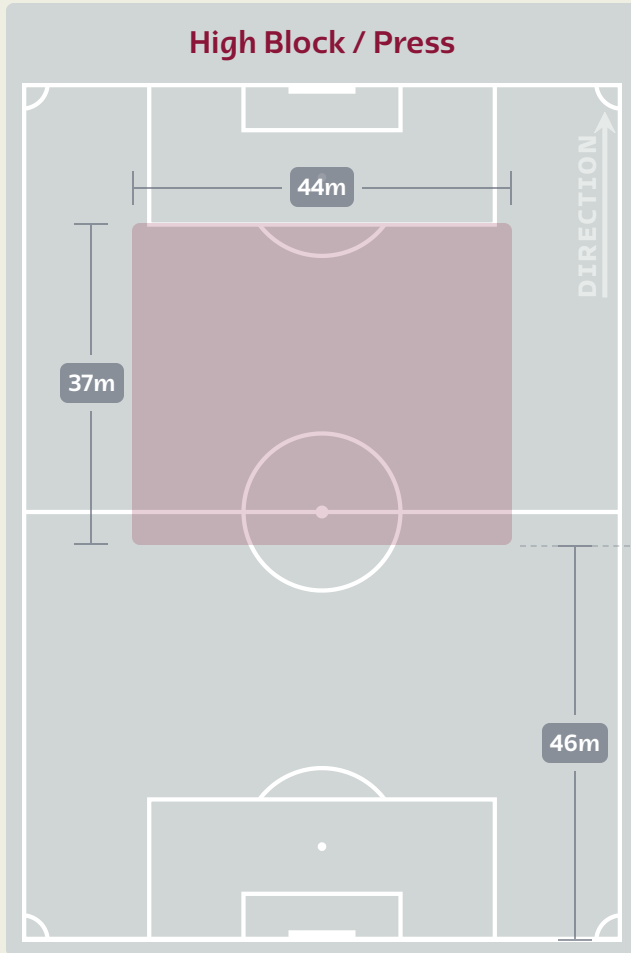
Most Possession Regains

9

DAHMEN Aymen
GOALKEEPER

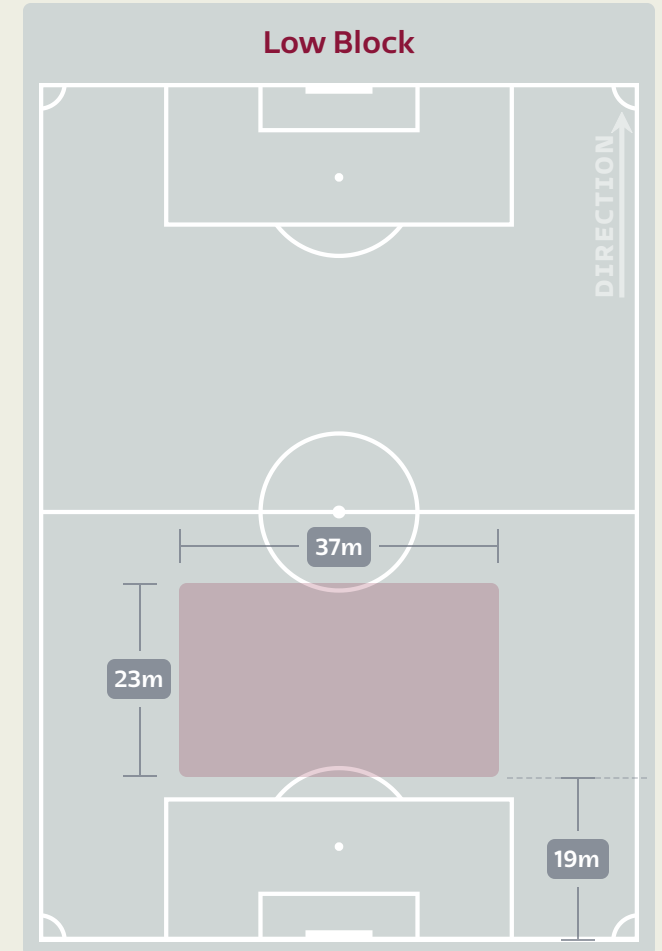
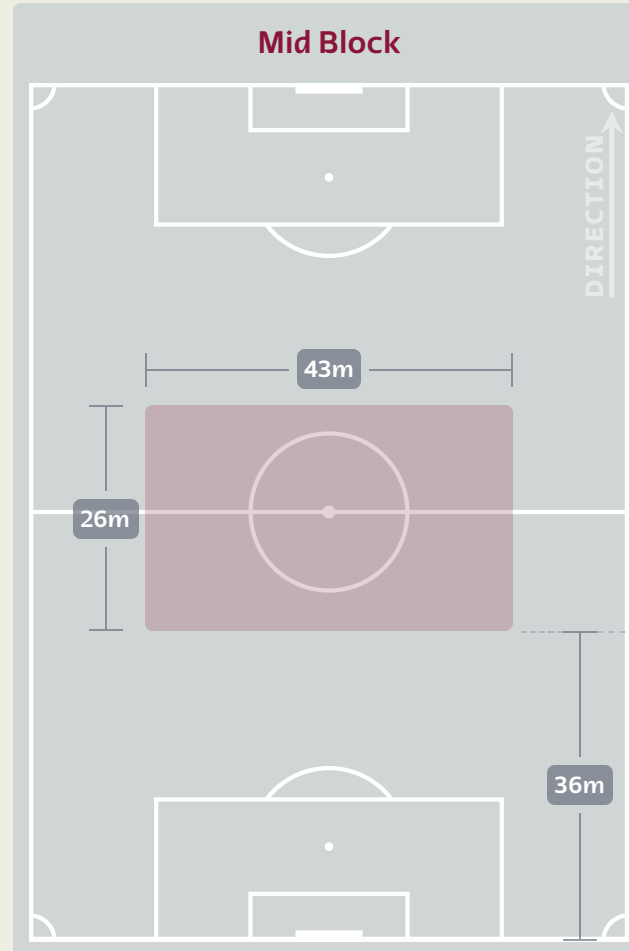
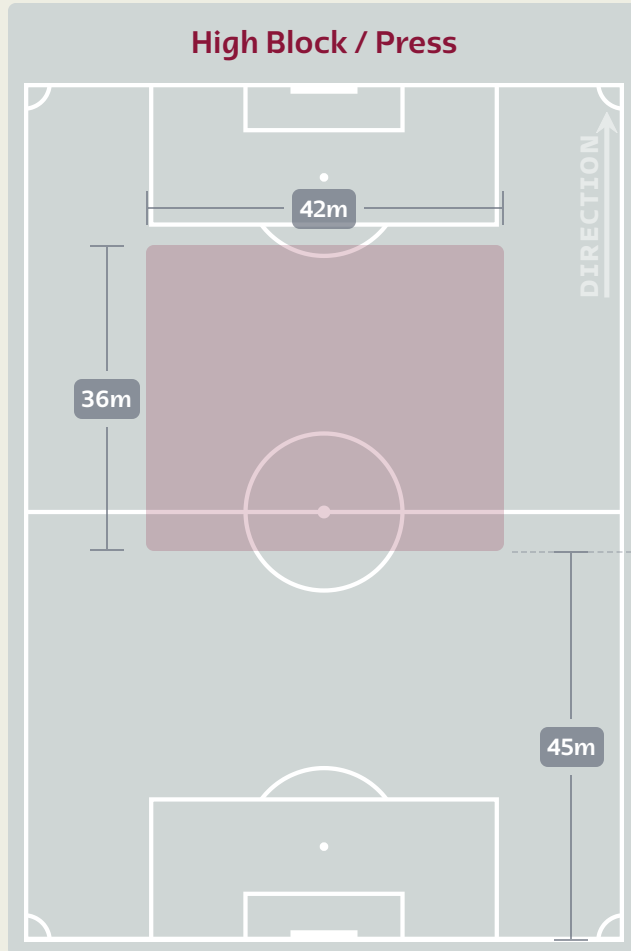
#	Player	Total Possession Regains
16	DAHMEN Aymen	9
3	TALBI Montassar	7
4	MERIAH Yassine	7
6	BRONN Dylan	1
7	MSAKNI Youssef	2
9	JEBALI Issam	4
14	LAIDOUNI Aissa	4
17	SKHIRI Ellyes	5
20	DRAGER Mohamed	2
24	ABDI Ali	6
25	SLIMANE Anis	0
8	MEJBRI Hannibal	1
11	KHENISSI Taha Yassine	1
13	SASSI Ferjani	0
21	KECHRIDA Wajdi	1
23	SLITI Naim	1

Defensive Line Height & Team Length

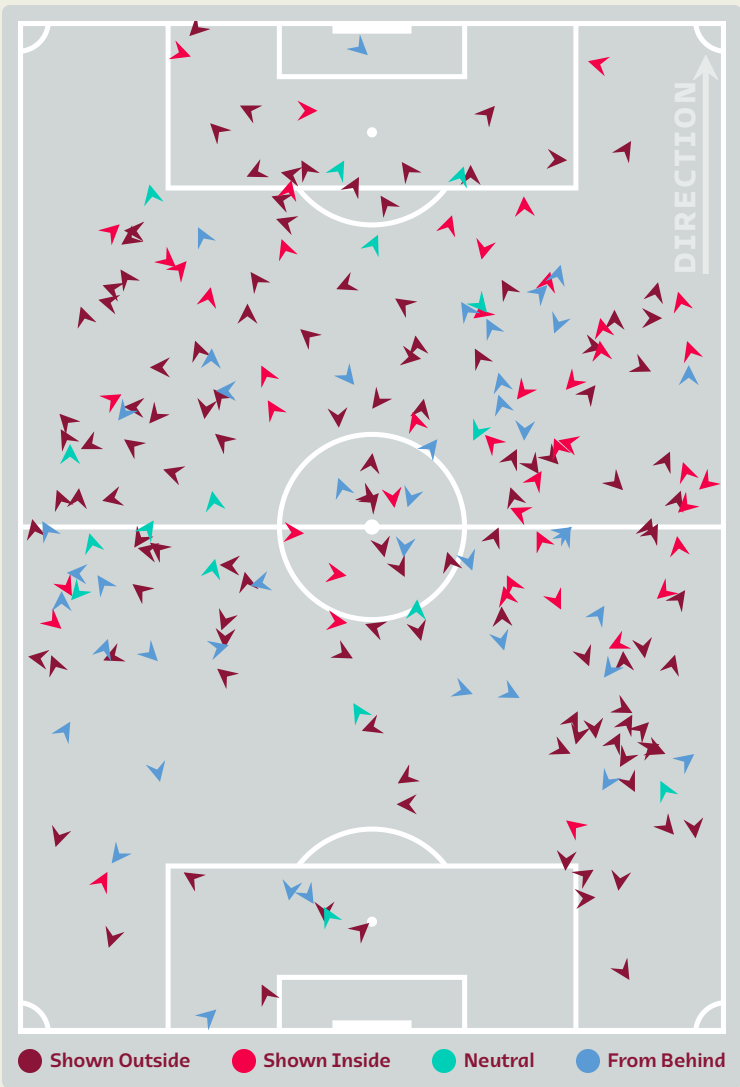


Defensive Line Height & Team Length

Tunisia



Defensive Pressure



226	Total Pressures	287
48	Direct Pressures	49
1.26s	Avg Pressure Duration	1.39s
76	Forced Turnovers	73
10.05s	Ball Recovery Time	11.56s
104	Pushing on into Pressing	161
274	Pushing on	409
47	Pressing Direction Inside	34
120	Pressing Direction Outside	162

Most Direct Pressures

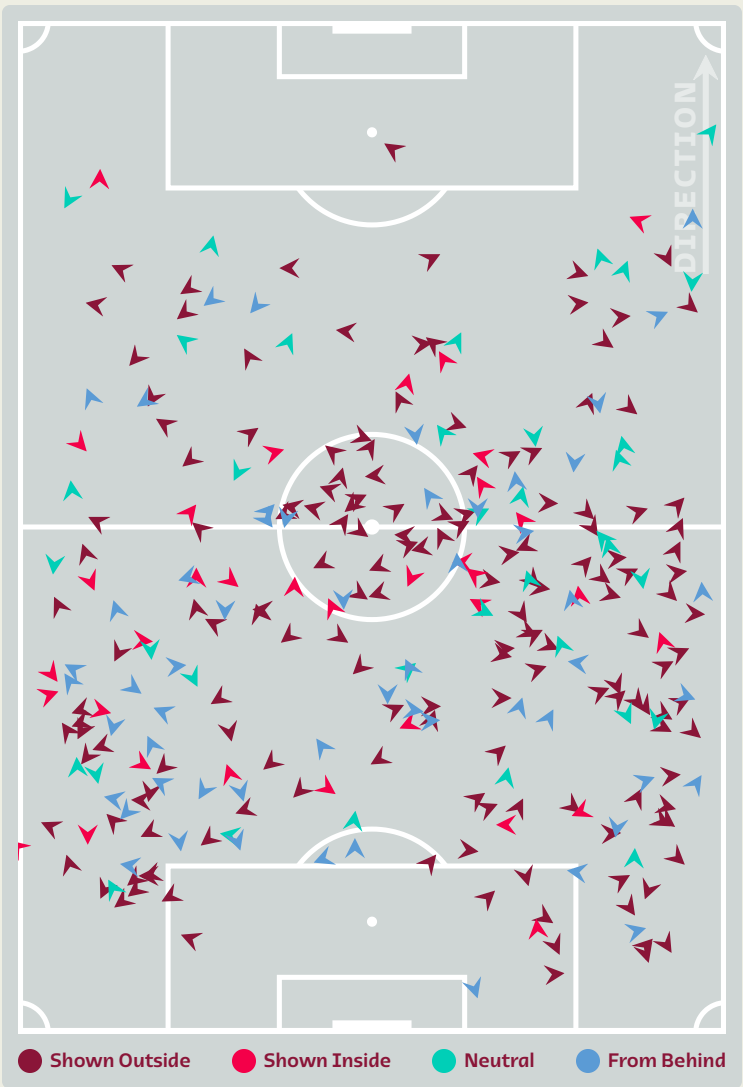
8

ANDERSEN Joachim
RIGHT BACK

Most Direct Pressures

8

MERIAH Yassine
CENTRE BACK





FIFA WORLD CUP
Qatar 2022



GOALKEEPING



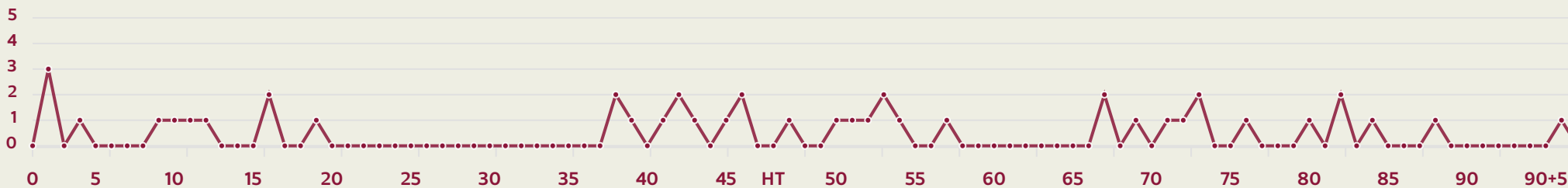
Denmark v Tunisia



Goalkeeping Involvement



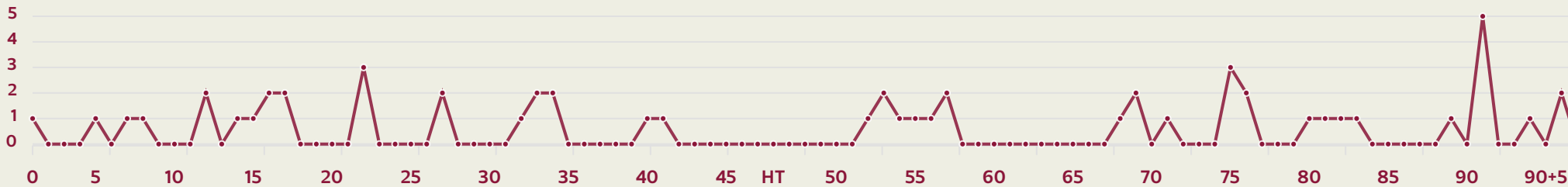
Denmark GK Involvement Timeline



45
Total Involvements


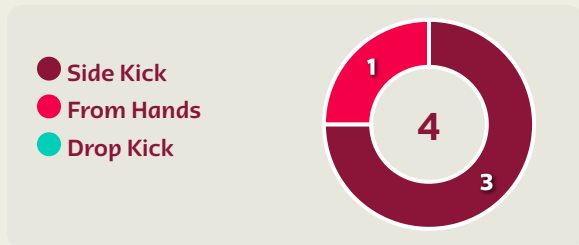
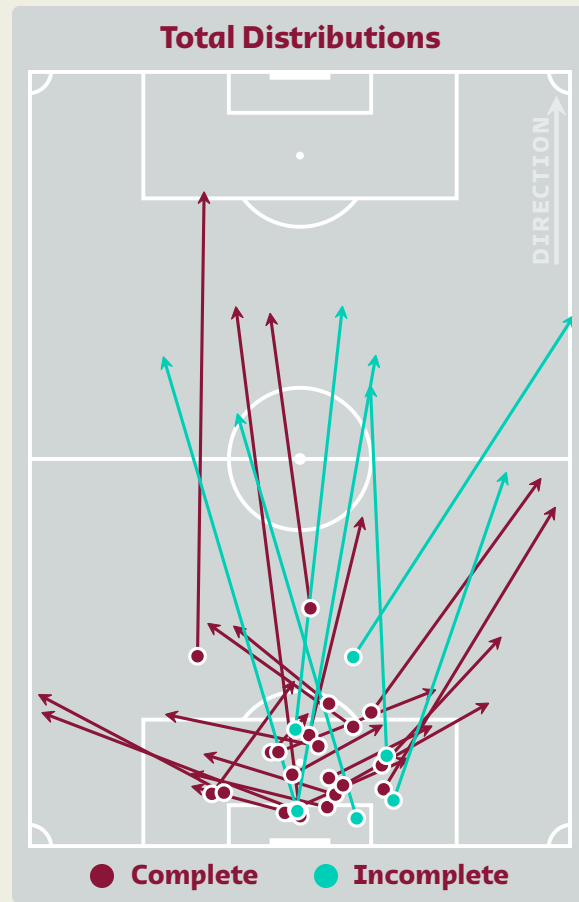
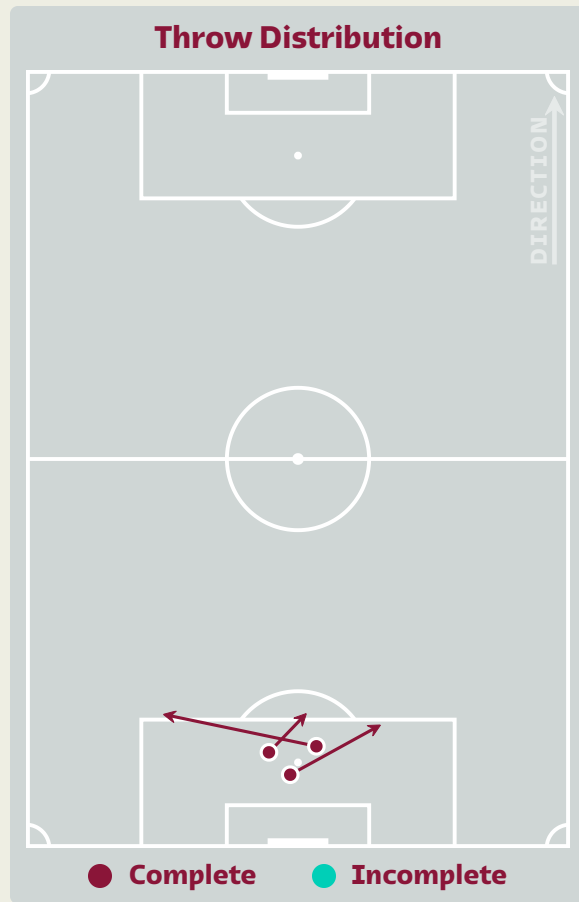
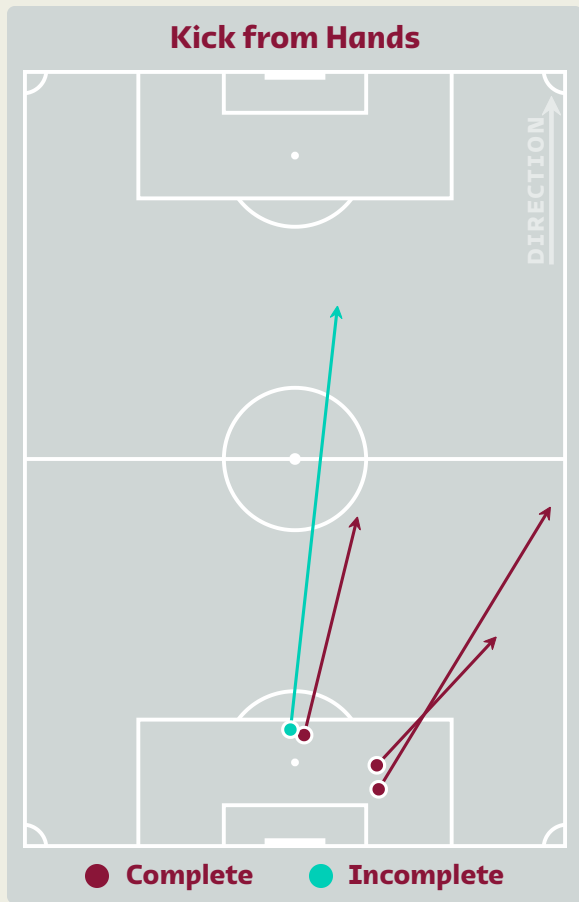
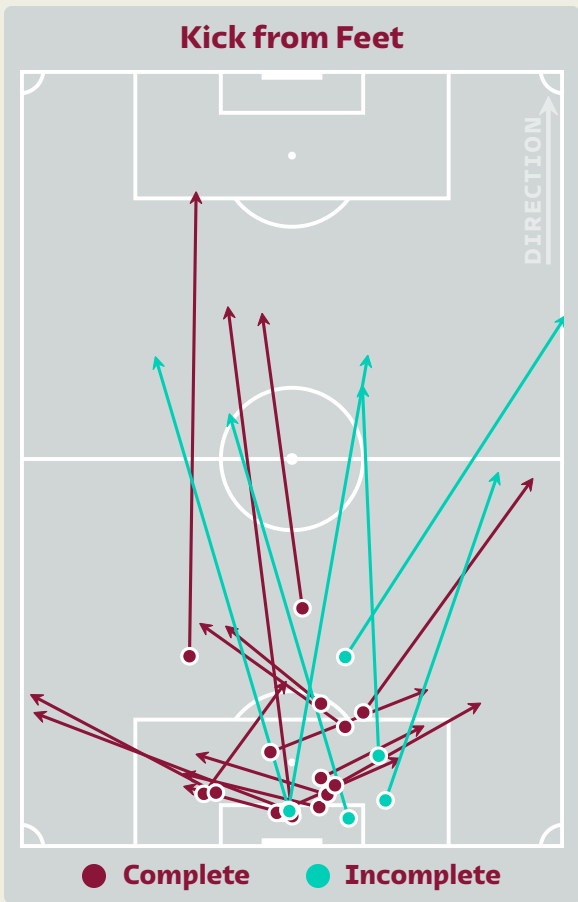


Tunisia GK Involvement Timeline



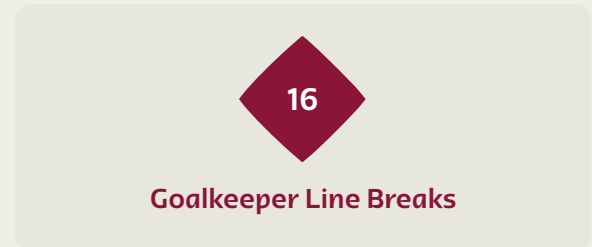
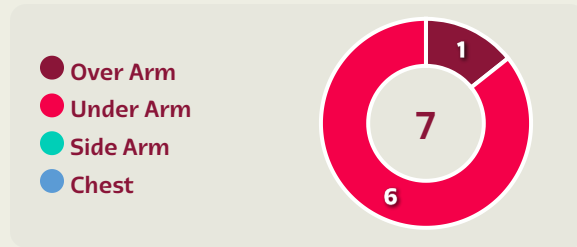
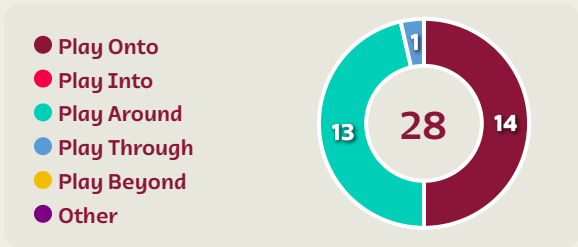
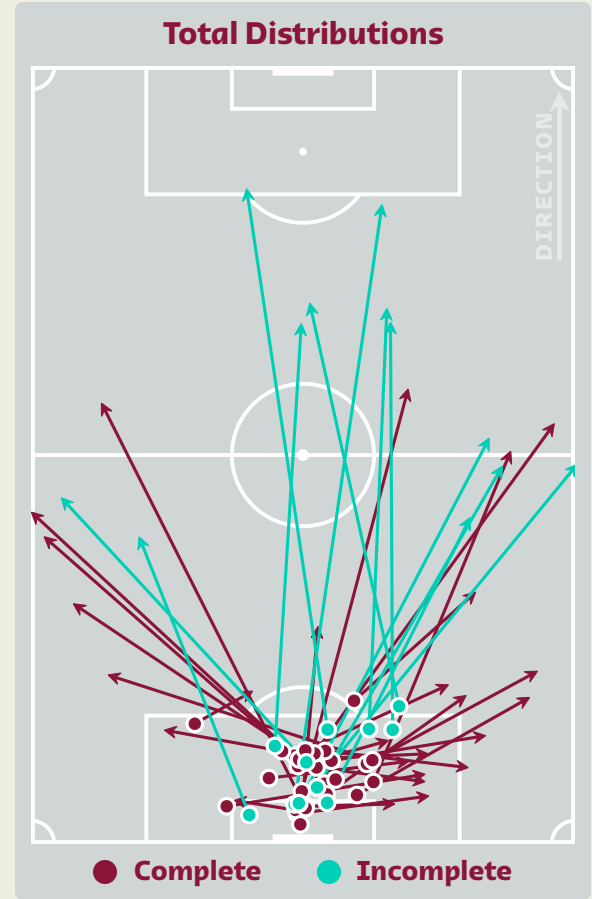
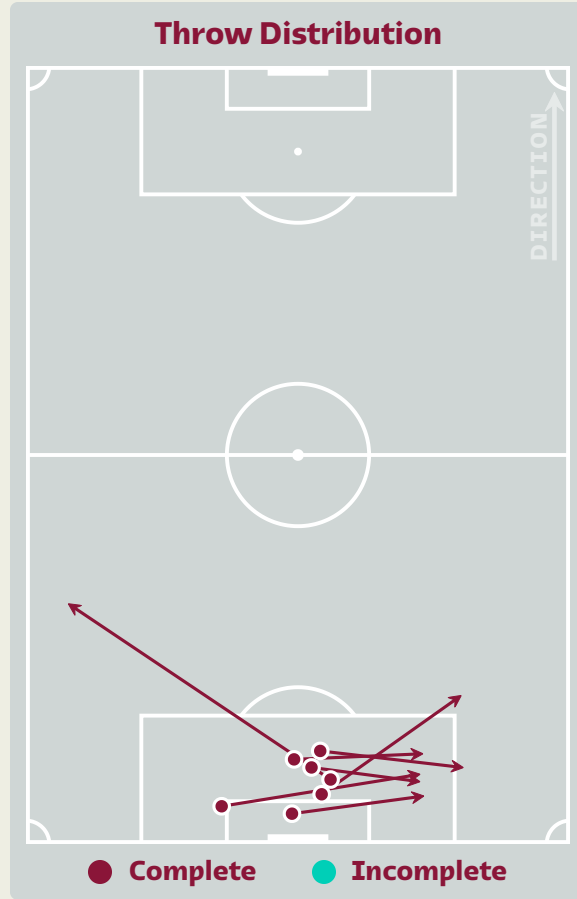
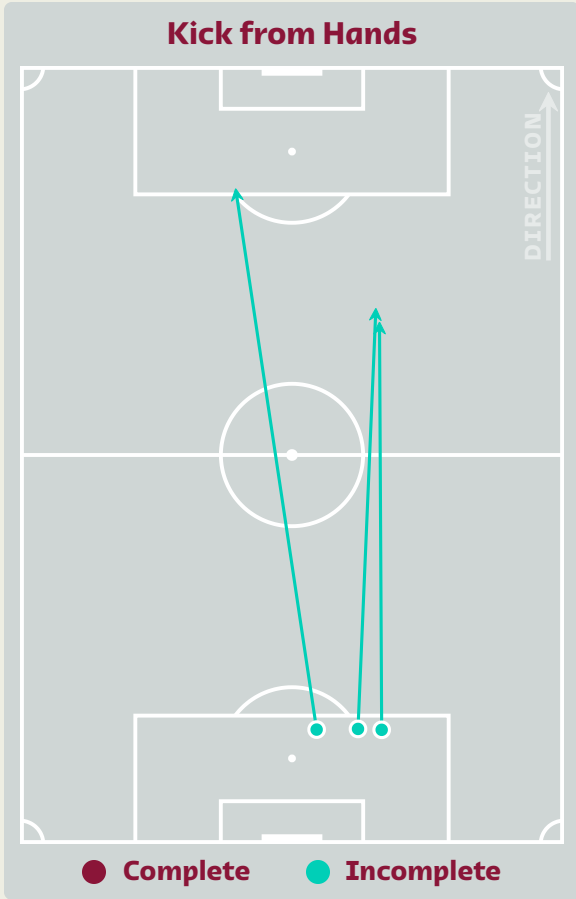
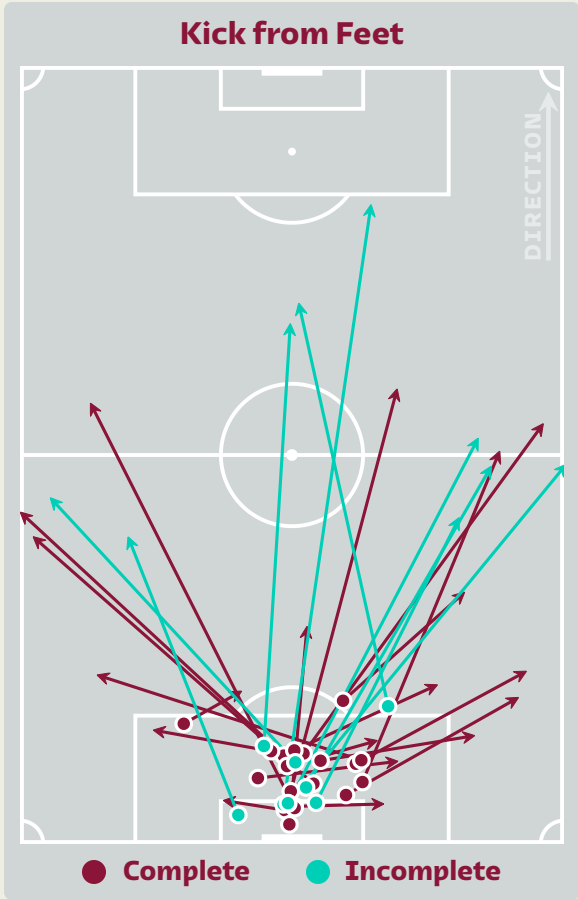
54
Total Involvements

Goalkeeping Distribution

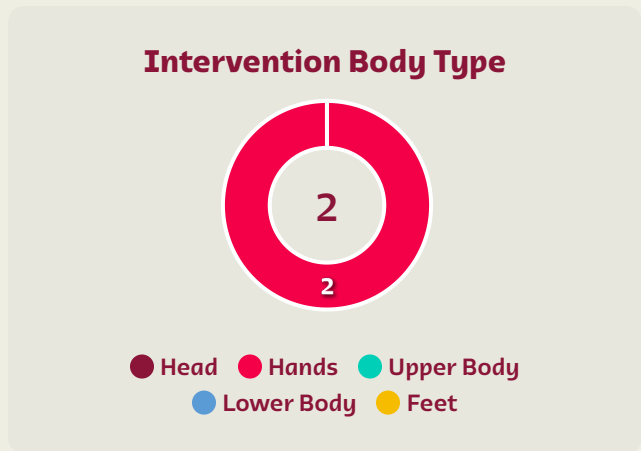
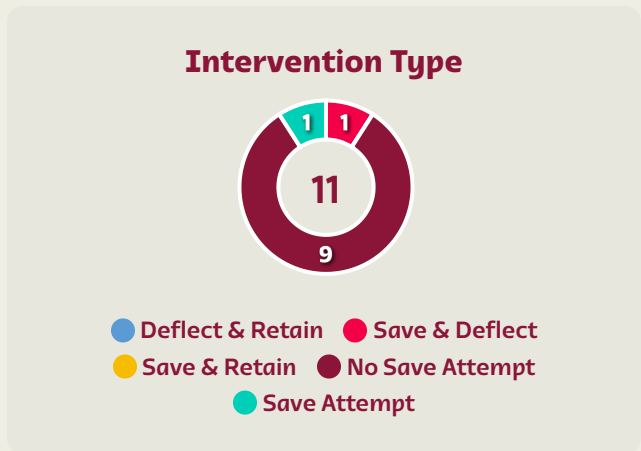
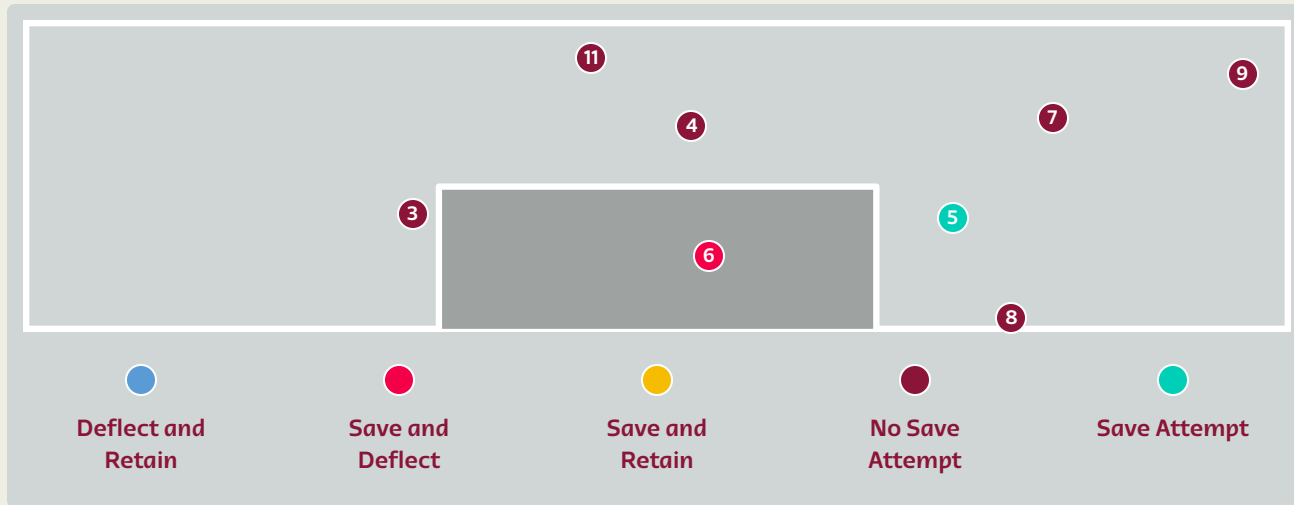
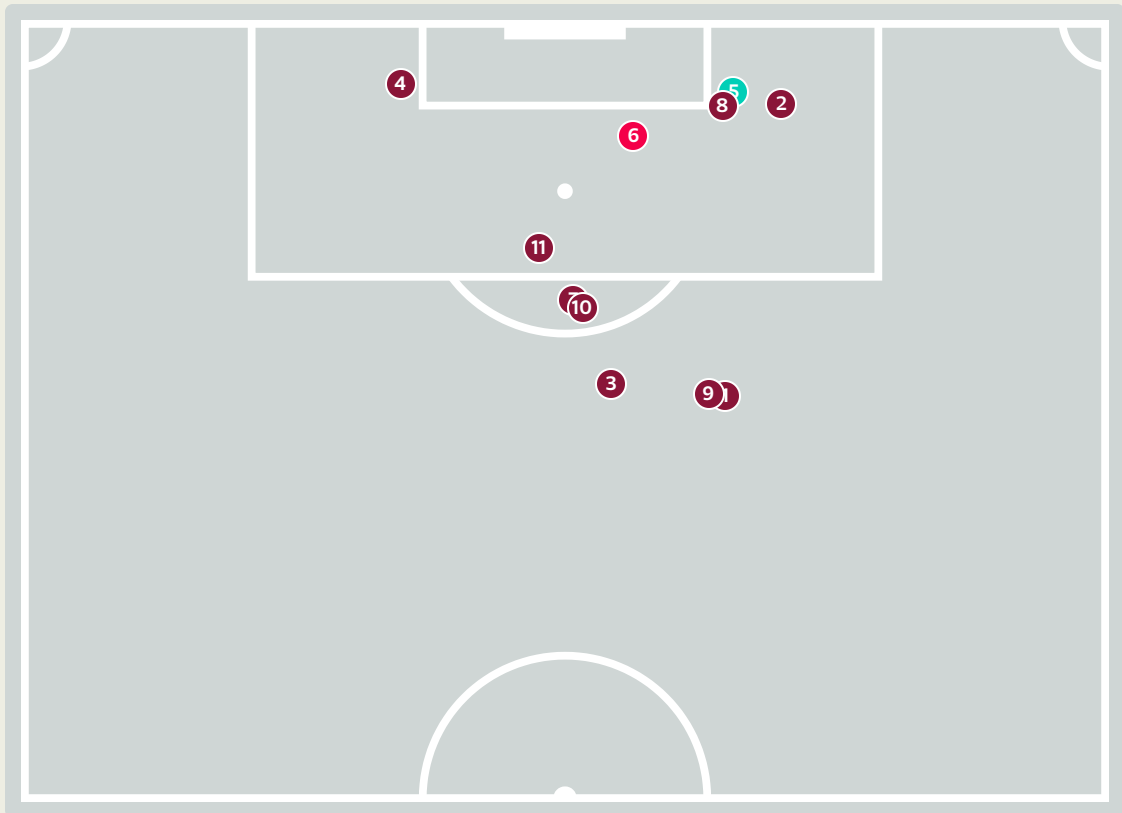


Goalkeeping Distribution

Tunisia



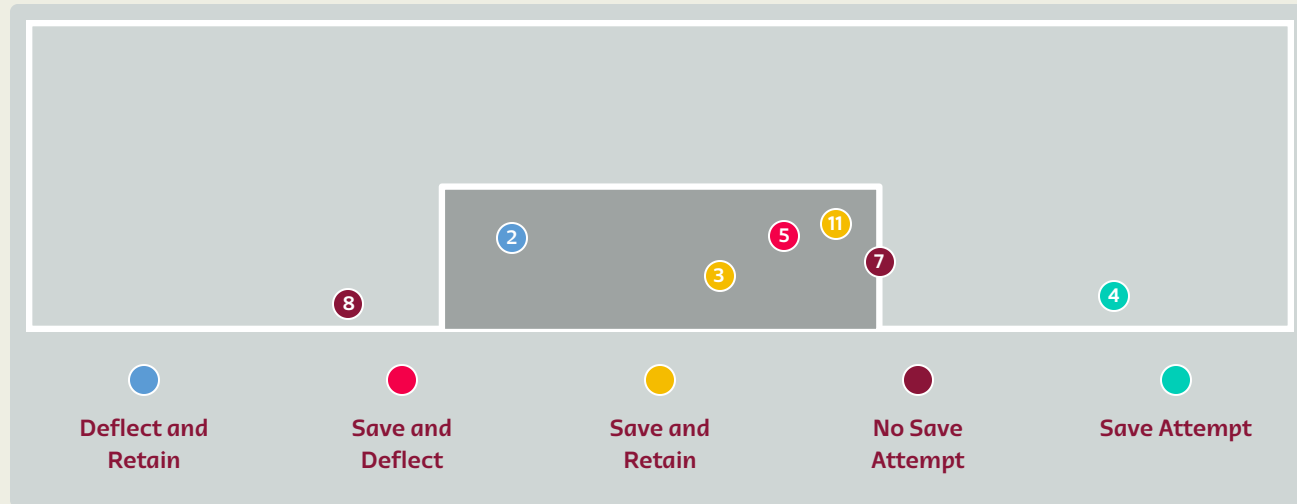
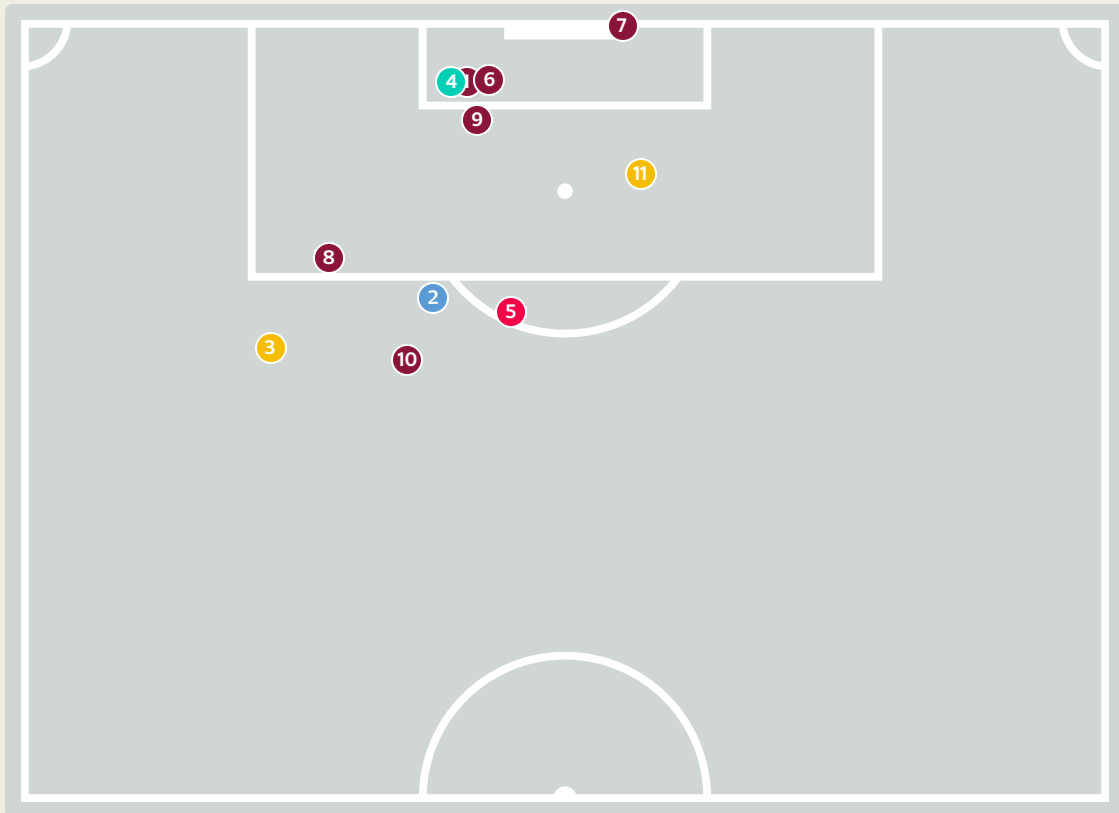
Goal Prevention



Total Attempts on Goal Faced	Total Goal Interventions	Save & Retain	Deflect & Retain	Save & Deflect	Save Attempt	No Save Attempt
11	1	0	0	1	1	9

Goal Prevention

Tunisia

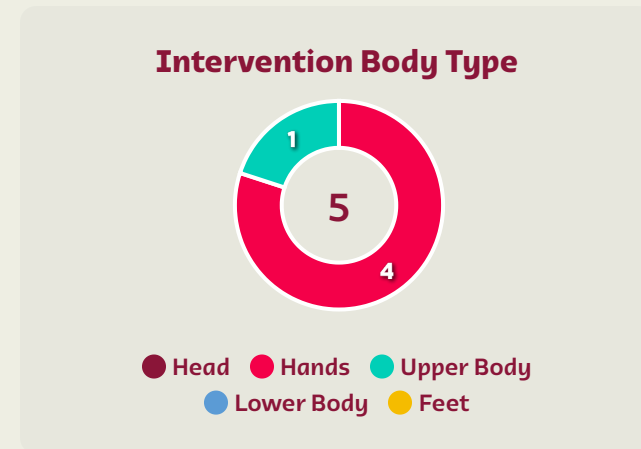
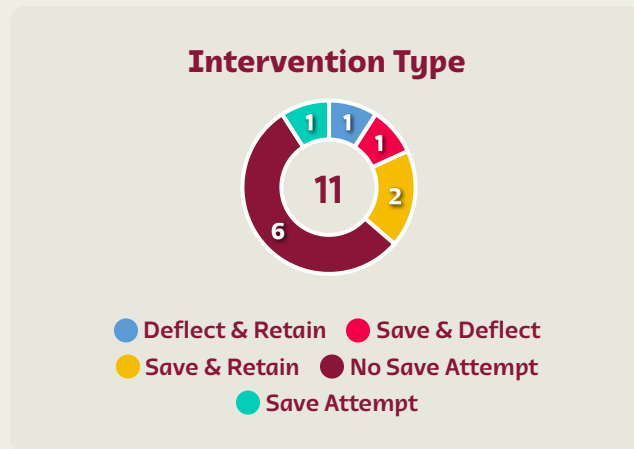


11

Total Attempts on Goal Faced

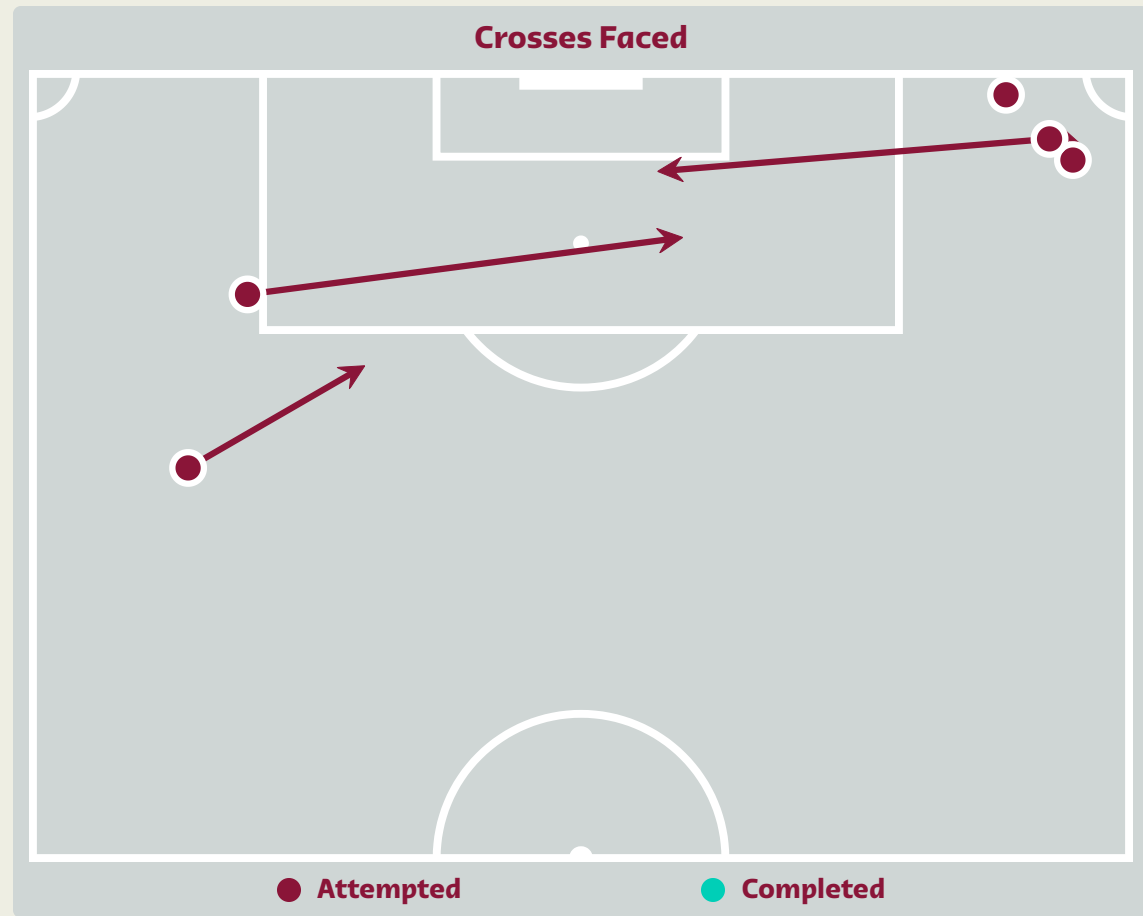

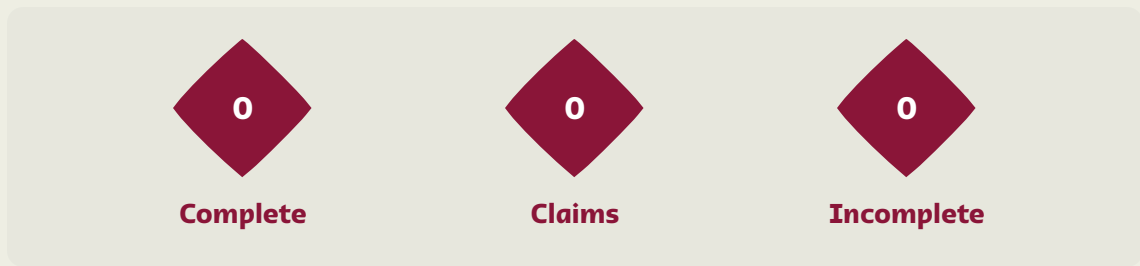
100

Save %



Total Attempts on Goal Faced	Total Goal Interventions	Save & Retain	Deflect & Retain	Save & Deflect	Save Attempt	No Save Attempt
11	3	2	0	1	1	6

Aerial Control

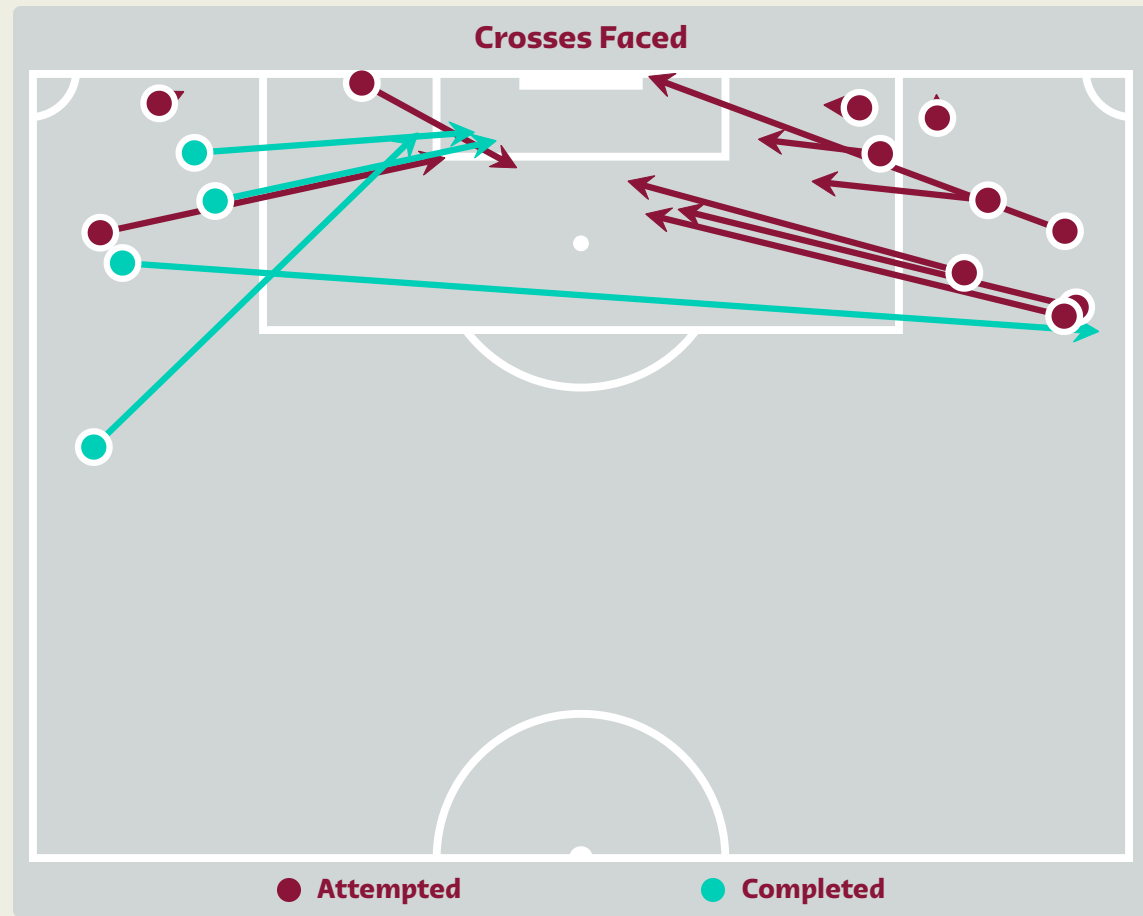



Delivery Types Faced

Total	In Swing	Out Swing	Driven	Lofted	Cutback	Push
13	3	3	0	6	0	1

Aerial Control

Tunisia



Delivery Types Faced

Total	In Swing	Out Swing	Driven	Lofted	Cutback	Push
27	3	9	3	9	0	3



FIFA WORLD CUP
Qatar 2022



SET PLAYS



Denmark v Tunisia



Set Plays - Corners



46

Total Set Plays

11

Total Free Kicks

0

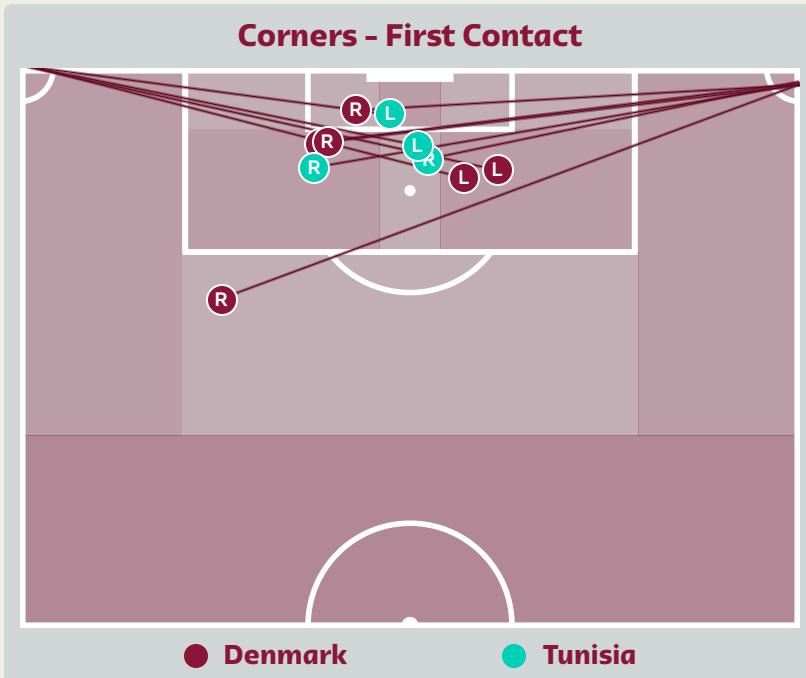
Total Penalties

11

Total Corners

24

Total Throw Ins



Delivery Type	From Left Side	From Right Side	Total
---------------	----------------	-----------------	-------

Direct to Area	4	7	11
Short	0	0	0
Edge of Penalty Area	0	0	0

Delivery Style	Total
----------------	-------

Inswing	1
Outswing	3
Driven	0

Free Kicks	
Type	Total

Direct	10
Direct (on target)	0
Direct (off target)	0
Indirect	1

First Contacts on Denmark Crosses

6

By Denmark

4

By Tunisia

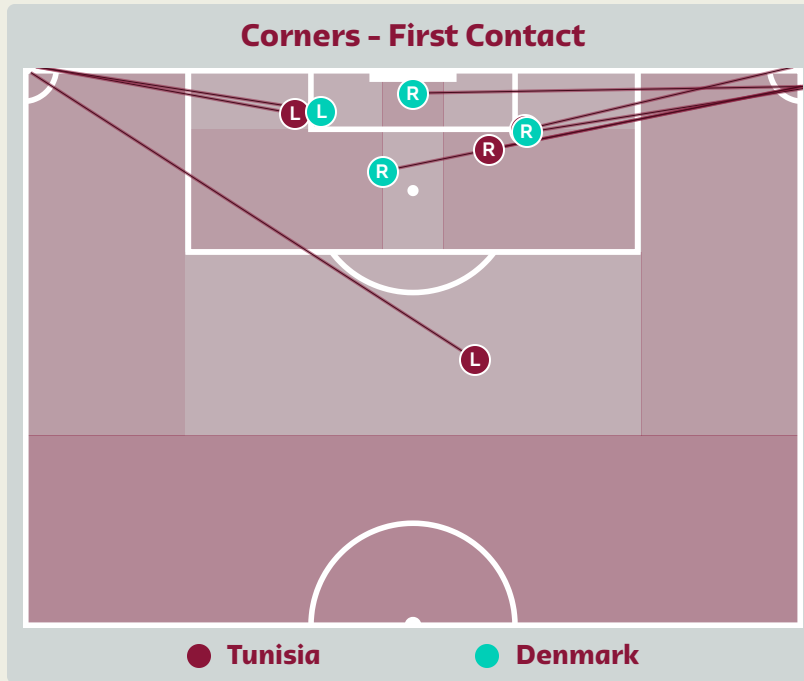
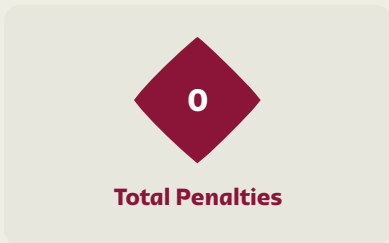

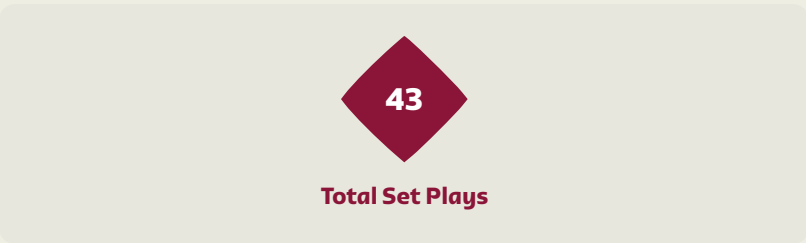
Top 5 Player First Contacts		
Player	Team	Total

ANDERSEN Joachim	Denmark	2
TALBI Montassar	Tunisia	2
MERIAH Yassine	Tunisia	2
CHRISTENSEN Andreas	Denmark	1
DELANEY Thomas	Denmark	1

Tunisia



Set Plays - Corners



Delivery Type	From Left Side	From Right Side	Total
Direct to Area	3	5	8
Short	1	0	1
Edge of Penalty Area	0	0	0

Delivery Style	Total
Inswing	2
Outswing	1
Driven	0

Free Kicks	
Type	Total
Direct	9
Direct (on target)	0
Direct (off target)	0
Indirect	1



Top 5 Player First Contacts		
Player	Team	Total
MSAKNI Youssef	Tunisia	2
MERIAH Yassine	Tunisia	1
DRAGER Mohamed	Tunisia	1
SCHMEICHEL Kasper	Denmark	1
SKOV OLSEN Andreas	Denmark	1



FIFA WORLD CUP
Qatar 2022



INDIVIDUAL DATA IN POSSESSION



Denmark v Tunisia



In Possession - Distributions

Denmark



#	Player	Passes Attempted	Passes Completed	Pass Completion %	Switches of Play	Crosses Attempted	Crosses Completed	Line Breaks Attempted	Line Breaks Completed	Line Break Completion %	Ball Progressions	Take Ons	Step Ins	Attempts at Goal	Goals
1	SCHMEICHEL Kasper	29	22	76%	0	0	0	11	6	54%	0	0	0	0	0
2	ANDERSEN Joachim	69	57	83%	2	0	0	22	16	72%	2	1	1	1	0
4	KJAER Simon	52	50	96%	1	0	0	10	9	90%	0	0	0	0	0
5	MAEHLE Joakim	49	43	88%	0	3	1	10	7	70%	4	3	1	1	0
6	CHRISTENSEN Andreas	82	80	98%	2	0	0	12	11	91%	0	0	0	1	0
8	DELANEY Thomas	28	25	89%	1	1	1	6	6	100%	0	0	0	0	0
10	ERIKSEN Christian	65	60	92%	1	16	7	10	8	80%	3	2	1	1	0
11	SKOV OLSEN Andreas	25	19	76%	1	2	0	5	4	80%	0	0	0	0	0
12	DOLBERG Kasper	10	9	90%	0	0	0	3	3	100%	0	0	0	2	0
13	KRISTENSEN Rasmus	50	41	82%	0	3	0	12	7	58%	2	2	0	0	0
23	HOJBJERG Pierre-Emile	72	67	93%	4	0	0	22	19	86%	2	2	0	1	0
7	JENSEN Mathias	31	26	84%	0	0	0	11	8	72%	0	0	0	1	0
14	DAMSGAARD Mikkel	27	19	70%	1	1	1	10	7	70%	0	0	0	0	0
21	CORNELIUS Andreas	3	3	100%	0	1	0	0	0	0%	0	0	0	3	0
25	LINDSTROM Jesper	2	2	100%	0	0	0	0	0	0%	1	1	0	0	0

In Possession - Offers & Receptions

Denmark

#	Player	Total Offers	Offer movement types					Offers Received	
			In Front	In Between	Out to In	In to Out	In Behind		No Movement
1	SCHMEICHEL Kasper	11	0	0	0	0	0	11	5
2	ANDERSEN Joachim	23	3	0	0	0	1	19	13
4	KJAER Simon	14	0	0	0	1	1	12	4
5	MAEHLE Joakim	81	8	2	2	1	31	37	33
6	CHRISTENSEN Andreas	37	3	2	0	1	2	29	15
8	DELANEY Thomas	44	17	11	1	3	8	4	18
10	ERIKSEN Christian	91	35	29	1	4	9	13	36
11	SKOV OLSEN Andreas	55	3	5	1	3	28	15	19
12	DOLBERG Kasper	10	0	5	1	0	4	0	5
13	KRISTENSEN Rasmus	82	14	17	4	4	13	30	23
23	HOJBJERG Pierre-Emile	82	40	13	2	2	1	24	31
7	JENSEN Mathias	37	19	4	0	0	2	12	20
14	DAMSGAARD Mikkel	78	11	27	2	9	20	9	19
21	CORNELIUS Andreas	20	0	2	0	3	15	0	1
25	LINDSTROM Jesper	16	1	1	1	0	10	3	3

In Possession - Distributions

Tunisia



#	Player	Passes Attempted	Passes Completed	Pass Completion %	Switches of Play	Crosses Attempted	Crosses Completed	Line Breaks Attempted	Line Breaks Completed	Line Break Completion %	Ball Progressions	Take Ons	Step Ins	Attempts at Goal	Goals
16	DAHMEN Aymen	38	26	68%	0	0	0	16	6	37%	0	0	0	0	0
3	TALBI Montassar	40	35	88%	1	0	0	12	9	75%	0	0	0	0	0
4	MERIAH Yassine	56	45	80%	0	0	0	12	4	33%	0	0	0	0	0
6	BRONN Dylan	42	32	76%	0	0	0	15	7	46%	3	1	2	1	0
7	MSAKNI Youssef	25	19	76%	0	0	0	11	7	63%	3	2	1	3	0
9	JEBALI Issam	13	11	85%	0	1	0	3	2	66%	1	1	0	2	0
14	LAIDOUNI Aissa	42	36	86%	0	1	0	18	13	72%	2	2	0	1	0
17	SKHIRI Ellyes	32	28	88%	0	0	0	12	9	75%	2	1	1	2	0
20	DRAGER Mohamed	31	24	77%	0	2	0	5	3	60%	1	1	0	2	0
24	ABDI Ali	39	25	64%	0	1	1	17	8	47%	1	1	0	0	0
25	SLIMANE Anis	14	11	79%	0	6	2	4	2	50%	1	1	0	0	0
8	MEJBRI Hannibal	2	2	100%	0	0	0	0	0	0%	0	0	0	0	0
11	KHENISSI Taha Yassine	2	1	50%	0	0	0	1	0	0%	0	0	0	0	0
13	SASSI Ferjani	2	0	0%	0	0	0	1	0	0%	0	0	0	0	0
21	KECHRIDA Wajdi	0	0	0%	0	0	0	0	0	0%	0	0	0	0	0
23	SLITI Naim	9	7	78%	0	2	0	3	3	100%	3	1	2	0	0

In Possession - Offers & Receptions

Tunisia



			Offer movement types						
#	Player	Total Offers	In Front	In Between	Out to In	In to Out	In Behind	No Movement	Offers Received
16	DAHMEN Aymen	13	0	0	0	0	0	13	6
3	TALBI Montassar	34	8	0	0	0	0	26	11
4	MERIAH Yassine	32	3	0	0	0	0	29	16
6	BRONN Dylan	34	19	1	0	0	0	14	15
7	MSAKNI Youssef	42	6	19	3	5	5	4	14
9	JEBALI Issam	48	1	28	0	7	10	2	14
14	LAIDOUNI Aissa	31	13	7	0	0	5	6	15
17	SKHIRI Ellyes	37	21	7	0	0	3	6	11
20	DRAGER Mohamed	70	10	6	1	2	24	27	15
24	ABDI Ali	63	12	1	0	1	13	36	13
25	SLIMANE Anis	50	5	21	3	0	16	5	11
8	MEJBRI Hannibal	5	0	2	0	1	1	1	1
11	KHENISSI Taha Yassine	6	0	2	0	1	3	0	1
13	SASSI Ferjani	2	1	1	0	0	0	0	1
21	KECHRIDA Wajdi	1	0	0	0	0	1	0	0
23	SLITI Naim	9	0	1	0	0	3	5	2



FIFA WORLD CUP
Qatar 2022



INDIVIDUAL DATA OUT OF POSSESSION



Denmark v Tunisia



Out of Possession

Denmark



#	Player	Tackles Made / Won	Blocks	Interceptions	Pressing Direct	Pressing Indirect	Forced Turnovers	Duels Won - Aerial	Duels Won - Physical	Possession Contests won	Clearances	Loose Ball Receptions	Pushing On	Pushing On into Pressing	Possession Regains	Possession Interrupted
1	SCHMEICHEL Kasper	0 / 0	0	0	0	0	0	0	0	0	0	3	0	0	7	0
2	ANDERSEN Joachim	3 / 1	4	2	8	1	0	6	0	7	5	9	14	4	11	5
4	KJAER Simon	0 / 0	4	2	3	0	0	3	0	5	6	3	11	1	5	6
5	MAEHLE Joakim	4 / 1	4	0	4	14	0	2	0	3	3	8	27	8	6	2
6	CHRISTENSEN Andreas	3 / 1	6	1	5	7	0	1	1	2	3	9	25	4	4	6
8	DELANEY Thomas	1 / 1	0	0	3	6	0	3	0	3	1	3	15	1	2	1
10	ERIKSEN Christian	2 / 0	1	0	1	28	0	0	0	0	0	6	34	15	2	0
11	SKOV OLSEN Andreas	0 / 0	2	0	1	21	0	2	0	2	1	1	29	16	2	0
12	DOLBERG Kasper	1 / 0	0	0	2	38	0	1	0	2	1	4	21	14	0	1
13	KRISTENSEN Rasmus	7 / 1	0	0	6	20	0	2	0	2	5	7	27	14	4	6
23	HOJBJERG Pierre-Emile	6 / 2	2	1	6	10	0	0	0	0	2	5	26	7	4	2
7	JENSEN Mathias	2 / 0	0	1	3	7	0	0	0	0	1	0	9	3	2	0
14	DAMSGAARD Mikkel	1 / 1	1	2	2	14	0	0	0	0	0	4	16	8	3	1
21	CORNELIUS Andreas	0 / 0	0	0	1	7	0	4	0	4	0	2	12	6	0	0
25	LINDSTROM Jesper	3 / 0	1	0	3	5	0	1	0	1	0	1	8	3	1	1

Out of Possession

Tunisia



#	Player	Tackles Made / Won	Blocks	Interceptions	Pressing Direct	Pressing Indirect	Forced Turnovers	Duels Won - Aerial	Duels Won - Physical	Possession Contests won	Clearances	Loose Ball Receptions	Pushing On	Pushing On into Pressing	Possession Regains	Possession Interrupted
16	DAHMEN Aymen	0 / 0	0	0	0	0	0	0	0	0	0	3	0	0	9	0
3	TALBI Montassar	2 / 1	7	0	5	7	0	1	0	1	12	4	27	11	7	8
4	MERIAH Yassine	2 / 1	1	0	8	5	0	2	1	3	10	2	19	6	7	6
6	BRONN Dylan	1 / 0	0	0	1	6	0	1	0	1	1	5	17	6	1	2
7	MSAKNI Youssef	1 / 1	2	1	2	31	0	2	1	4	1	4	22	11	2	3
9	JEBALI Issam	3 / 2	3	0	5	28	0	2	0	2	1	3	42	13	4	3
14	LAIDOUNI Aissa	3 / 1	4	2	2	14	0	0	0	0	5	11	27	7	4	6
17	SKHIRI Ellyes	7 / 1	3	0	6	34	0	0	0	1	4	10	62	22	5	6
20	DRAGER Mohamed	2 / 0	1	0	4	30	0	1	0	1	1	5	56	26	2	2
24	ABDI Ali	9 / 1	3	0	7	23	0	4	0	5	6	4	62	20	6	6
25	SLIMANE Anis	0 / 0	3	0	1	37	0	3	0	3	1	2	45	25	0	3
8	MEJBRI Hannibal	1 / 0	1	0	1	11	0	0	0	0	0	1	8	3	1	1
11	KHENISSI Taha Yassine	0 / 0	0	0	1	4	0	0	0	0	0	0	5	2	1	0
13	SASSI Ferjani	1 / 0	0	0	2	1	0	0	0	0	0	0	2	2	0	0
21	KECHRIDA Wajdi	0 / 0	3	0	1	2	0	0	0	0	4	0	3	1	1	2
23	SLITI Naim	1 / 0	0	1	3	5	0	0	0	1	0	2	12	6	1	0



FIFA WORLD CUP
Qatar 2022



INDIVIDUAL DATA PHYSICAL



Denmark v Tunisia



Physical Data



#	Player	Total Distance (m)	Zone 1: 0-7 km/h (m)	Zone 2: 7-15 km/h (m)	Zone 3: 15-20 km/h (m)	Zone 4: 20-25 km/h (m)	Zone 5: 25+ km/h (m)	High Speed Runs	Sprints	Top Speed (km/h)
1	SCHMEICHEL Kasper	3928.4	3047.7	814.8	57.0	9.0	0	8	1	21.7
2	ANDERSEN Joachim	10244.2	3584.5	4365.1	1472.1	555.2	268.4	122	48	31.8
4	KJAER Simon	6709.1	2929.9	2722.5	696.4	306.6	54.3	63	22	30.8
5	MAEHLE Joakim	11573.0	4022.8	4504.2	1963.9	866.8	215.3	165	64	30.1
6	CHRISTENSEN Andreas	9829.5	3875.8	4515.7	1055.7	283.1	98.3	91	25	34.5
8	DELANEY Thomas	5539.8	1590.5	2529.5	925.7	398.9	95.3	78	27	31.8
10	ERIKSEN Christian	12472.7	3551.0	6333.6	1923.3	542.6	123.5	160	42	31.9
11	SKOV OLSEN Andreas	8073.6	2641.7	3424.0	1354.7	514.3	138.9	114	42	32.7
12	DOLBERG Kasper	7739.0	2366.6	3900.4	1005.3	417.9	49.5	92	32	30.2
13	KRISTENSEN Rasmus	10849.5	4054.5	4433.1	1372.5	724.7	264.7	129	51	31.9
23	HOJBJERG Pierre-Emile	10597.8	3649.9	4710.7	1554.7	516.1	166.4	141	44	32.2
7	JENSEN Mathias	3923.3	1246.8	1761.2	653.6	208.7	53.0	56	18	29.9
14	DAMSGAARD Mikkel	6265.5	1898.5	2855.2	906.0	446.1	159.8	81	37	32.7
21	CORNELIUS Andreas	3439.9	1329.5	1421.0	348.8	268.3	72.2	36	24	30.0
25	LINDSTROM Jesper	3892.3	1377.5	1664.7	435.2	271.7	143.2	44	23	30.4

Physical Data

Tunisia



#	Player	Total Distance (m)	Zone 1: 0-7 km/h (m)	Zone 2: 7-15 km/h (m)	Zone 3: 15-20 km/h (m)	Zone 4: 20-25 km/h (m)	Zone 5: 25+ km/h (m)	High Speed Runs	Sprints	Top Speed (km/h)
16	DAHMEN Aymen	3988.5	3278.1	585.9	97.3	16.8	10.4	17	3	27.9
3	TALBI Montassar	10152.0	3997.9	4508.5	1173.6	374.6	98.5	104	38	31.0
4	MERIAH Yassine	9504.0	3900.4	4203.6	978.9	317.4	103.6	89	28	32.5
6	BRONN Dylan	10099.0	4393.1	4259.8	1031.1	355.5	59.6	90	29	28.3
7	MSAKNI Youssef	8700.8	3364.6	3536.0	998.8	631.7	169.7	95	41	32.2
9	JEBALI Issam	9691.1	3223.3	4115.8	1358.7	822.8	170.6	125	59	29.7
14	LAIDOUNI Aissa	10410.2	3617.5	5025.0	1147.2	450.8	168.6	90	36	33.0
17	SKHIRI Ellyes	13141.2	3558.6	6384.0	2274.7	780.6	143.2	189	66	28.5
20	DRAGER Mohamed	11312.2	2737.5	5307.7	1912.9	1009.0	345.0	157	71	30.3
24	ABDI Ali	10694.8	4305.7	3629.8	1357.2	1044.9	358.3	128	76	32.7
25	SLIMANE Anis	8835.7	2350.3	4352.5	1415.5	617.6	99.0	130	48	30.0
8	MEJBRI Hannibal	2377.3	605.7	1000.1	322.8	199.7	248.7	30	18	32.5
11	KHENISSI Taha Yassine	2165.7	654.3	925.6	227.8	251.7	106.1	23	19	32.1
13	SASSI Ferjani	1161.3	294.7	505.3	279.4	66.9	15.1	19	4	26.6
21	KECHRIDA Wajdi	1121.9	337.0	485.6	227.3	28.6	43.4	19	4	30.7
23	SLITI Naim	3724.9	1176.7	1563.7	663.8	264.5	56.2	51	23	29.5



FIFA WORLD CUP
Qatar 2022

