



































[National Rankings](#)
[Active Career Leaders](#)
[Scoreboard](#)
[RPI/NET Rankings](#)
[Head Coaches](#)
[Player Search](#)
[Team Search:](#)

































Summary Reports > 2022-23 D-I Men's Basketball > Thru Games 03/12/2023(Selections) ▾

2022-23 D-I Men's Basketball NET Ranking thru games 03/12/2023

































Team	Conference	03/12/2023 Result	NET	Prev NET	Avg Opp NET Rank	Avg Opp NET	WL	Conf. Record	Non-Conference Record	Road WL	NET SOS	NET NonConf SOS
<input type="checkbox"/> Houston	AAC	L	1	1	93	138	31-3	19-2	12-1	11-0	92	74
<input type="checkbox"/> Alabama	SEC	W	2	2	6	78	29-5	19-2	10-3	9-3	10	5
<input type="checkbox"/> UCLA	Pac-12		3	3	30	102	29-5	20-3	9-2	9-2	46	114
<input type="checkbox"/> Tennessee	SEC		4	4	31	103	23-10	12-8	11-2	4-6	32	46
<input type="checkbox"/> Purdue	Big Ten	W	5	5	16	94	29-5	18-5	11-0	8-3	20	81
<input type="checkbox"/> Gonzaga	WCC		6	6	50	111	27-5	16-2	11-3	7-2	56	9
<input type="checkbox"/> Texas	Big 12		7	7	8	82	26-8	15-6	11-2	4-6	6	124
<input type="checkbox"/> UConn	Big East		8	8	50	111	25-8	14-8	11-0	6-5	42	91
<input type="checkbox"/> Kansas	Big 12		9	9	1	60	27-7	15-6	12-1	7-4	1	16
<input type="checkbox"/> Arizona	Pac-12		10	10	43	108	28-6	17-6	11-0	6-4	47	57
<input type="checkbox"/> Saint Mary's (CA)	WCC		11	11	45	109	25-7	15-3	10-4	6-2	77	84
<input type="checkbox"/> Marquette	Big East		12	12	50	111	28-6	20-3	8-3	9-4	45	153
<input type="checkbox"/> Fla. Atlantic	C-USA		13	13	124	162	29-3	21-2	8-1	11-3	152	294
<input type="checkbox"/> San Diego St.	Mountain West		14	14	11	88	26-6	18-3	8-3	8-2	48	23
<input type="checkbox"/> Baylor	Big 12		15	15	5	77	22-10	11-8	11-2	5-5	2	44
<input type="checkbox"/> Duke	ACC		16	16	50	111	26-8	17-6	9-2	4-6	57	68
<input type="checkbox"/> Creighton	Big East		17	17	21	96	21-12	15-7	6-5	5-6	26	21
<input type="checkbox"/> Utah St.	Mountain West		18	19	22	97	25-8	15-6	10-2	6-4	73	198
<input type="checkbox"/> Texas A&M	SEC	L	19	18	54	112	25-9	17-4	8-5	7-4	43	248
<input type="checkbox"/> Iowa St.	Big 12		20	20	10	85	19-13	10-10	9-3	3-8	4	103
<input type="checkbox"/> Arkansas	SEC		21	21	9	84	20-13	9-11	11-2	2-8	17	100
<input type="checkbox"/> Xavier	Big East		22	22	28	100	25-9	17-6	8-3	7-4	31	48
<input type="checkbox"/> Memphis	AAC	W	23	29	68	117	26-8	16-5	10-3	7-5	67	33
<input type="checkbox"/> Kansas St.	Big 12		24	23	18	95	23-9	11-8	12-1	4-7	16	310

































Team	Conference	03/12/2023 Result	NET	Prev NET	Avg Opp NET Rank	Avg Opp NET	WL	Conf. Record	Non-Conference Record	Road WL	NET SOS	NET NonConf SOS
<input type="checkbox"/> West Virginia	Big 12		25	24	3	74	19-14	8-12	11-2	3-8	5	97
<input type="checkbox"/> Kentucky	SEC		26	25	41	107	21-11	12-7	9-4	6-4	25	71
<input type="checkbox"/> Virginia	ACC		27	26	76	126	25-7	17-6	8-1	6-5	72	42
<input type="checkbox"/> TCU	Big 12		28	28	40	106	21-12	10-10	11-2	3-7	11	292
<input type="checkbox"/> Boise St.	Mountain West		29	27	45	109	23-9	14-6	9-3	6-6	60	135
<input type="checkbox"/> Indiana	Big Ten		30	30	18	95	22-11	13-9	9-2	5-7	12	104
<input type="checkbox"/> Maryland	Big Ten		31	31	54	112	21-12	12-10	9-2	2-9	36	159
<input type="checkbox"/> Auburn	SEC		32	32	14	93	20-12	10-9	10-3	4-8	18	79
<input type="checkbox"/> Michigan St.	Big Ten		33	33	3	74	19-12	11-9	8-3	5-7	7	37
<input type="checkbox"/> Illinois	Big Ten		34	34	54	112	20-12	11-10	9-2	3-7	30	116
<input type="checkbox"/> Miami (FL)	ACC		35	35	86	132	25-7	16-6	9-1	7-4	81	172
<input type="checkbox"/> Oral Roberts	Summit League		36	36	262	216	26-4	21-0	5-4	11-4	202	6
<input type="checkbox"/> Nevada	Mountain West		37	37	31	103	21-10	12-7	9-3	6-7	71	132
<input type="checkbox"/> North Texas	C-USA		38	38	112	154	24-7	17-5	7-2	9-3	126	178
<input type="checkbox"/> Iowa	Big Ten		39	39	26	98	19-13	11-10	8-3	4-7	23	126
<input type="checkbox"/> Rutgers	Big Ten		40	40	45	109	19-14	11-11	8-3	4-7	41	314
<input type="checkbox"/> Northwestern	Big Ten		41	41	29	101	21-11	12-9	9-2	7-4	37	295
<input type="checkbox"/> Missouri	SEC		42	42	61	114	24-9	12-8	12-1	5-5	35	211
<input type="checkbox"/> Oklahoma St.	Big 12		43	43	7	80	18-15	9-11	9-4	4-7	8	193
<input type="checkbox"/> Liberty	ASUN		44	44	174	186	23-8	17-4	6-4	6-6	210	66
<input type="checkbox"/> NC State	ACC		45	45	83	131	23-10	13-9	10-1	4-6	78	246
<input type="checkbox"/> North Carolina	ACC		46	46	31	103	20-13	12-10	8-3	4-7	49	18
<input type="checkbox"/> Oregon	Pac-12		47	47	22	97	19-14	13-9	6-5	4-6	29	36
<input type="checkbox"/> Penn St.	Big Ten	L	48	49	18	95	22-13	13-11	9-2	4-7	21	278
<input type="checkbox"/> Mississippi St.	SEC		49	48	71	120	21-12	9-11	12-1	4-6	38	229
<input type="checkbox"/> Southern California	Pac-12		50	50	59	113	22-10	14-7	8-3	5-5	63	146
<input type="checkbox"/> Col. of Charleston	CAA		51	51	272	219	30-3	19-2	11-1	11-2	333	296
<input type="checkbox"/> Ohio St.	Big Ten		52	52	12	91	16-19	8-16	8-3	1-10	9	120
<input type="checkbox"/> VCU	Atlantic 10	W	53	58	118	159	27-7	18-3	9-4	8-3	159	223
<input type="checkbox"/> New Mexico	Mountain West		54	53	65	116	21-11	9-11	12-0	5-6	83	220
<input type="checkbox"/> Drake	MVC		55	54	162	181	26-7	18-5	8-2	6-6	204	262
<input type="checkbox"/> Providence	Big East		56	55	87	133	21-11	13-8	8-3	6-6	62	289

































Team	Conference	03/12/2023 Result	NET	Prev NET	Avg Opp NET Rank	Avg Opp NET	WL	Conf. Record	Non-Conference Record	Road WL	NET SOS	NET NonConf SOS
<input type="checkbox"/>  UAB	C-USA		57	56	119	160	24-9	16-7	8-2	6-5	122	281
<input type="checkbox"/>  Iona	MAAC		58	59	257	214	27-7	20-3	7-4	8-4	309	143
<input type="checkbox"/>  Kent St.	MAC		59	57	187	191	26-6	18-3	8-3	9-6	156	59
<input type="checkbox"/>  Clemson	ACC		60	60	108	150	23-10	15-7	8-3	5-6	102	333
<input type="checkbox"/>  Michigan	Big Ten		61	62	14	93	17-15	11-10	6-5	3-7	24	145
<input type="checkbox"/>  Florida	SEC		62	63	22	97	16-16	9-10	7-6	4-7	22	43
<input type="checkbox"/>  Texas Tech	Big 12		63	64	37	105	16-16	5-14	11-2	3-7	14	326
<input type="checkbox"/>  Yale	Ivy League	L	64	61	177	187	19-8	11-5	8-3	8-7	169	170
<input type="checkbox"/>  Sam Houston	WAC		65	65	129	166	21-7	15-5	6-2	10-5	133	25
<input type="checkbox"/>  Arizona St.	Pac-12		66	66	59	113	22-12	13-10	9-2	7-6	55	183
<input type="checkbox"/>  Pittsburgh	ACC		67	67	100	144	22-11	15-7	7-4	7-5	90	144
<input type="checkbox"/>  Oklahoma	Big 12		68	68	2	70	15-17	5-14	10-3	2-8	3	76
<input type="checkbox"/>  Colorado	Pac-12		69	69	41	107	17-16	9-13	8-3	2-9	50	94
<input type="checkbox"/>  Cincinnati	AAC		70	70	95	139	20-12	12-8	8-4	4-6	89	236
<input type="checkbox"/>  UCF	AAC		71	72	89	134	18-14	9-11	9-3	4-6	96	205
<input type="checkbox"/>  Bradley	MVC		72	71	152	178	24-9	18-5	6-4	8-5	135	75
<input type="checkbox"/>  Washington St.	Pac-12		73	73	54	112	17-16	12-10	5-6	5-8	44	83
<input type="checkbox"/>  Utah Valley	WAC		74	75	119	160	22-8	16-4	6-4	10-5	128	32
<input type="checkbox"/>  Villanova	Big East		75	76	37	105	17-16	11-11	6-5	5-8	40	105
<input type="checkbox"/>  Virginia Tech	ACC		76	77	82	129	19-14	9-13	10-1	2-9	85	227
<input type="checkbox"/>  Seton Hall	Big East		77	78	43	108	16-15	10-11	6-4	6-6	34	56
<input type="checkbox"/>  Dayton	Atlantic 10	L	78	74	130	167	22-12	14-7	8-5	5-6	158	219
<input type="checkbox"/>  Utah	Pac-12		79	79	79	128	17-15	10-11	7-4	4-7	70	231
<input type="checkbox"/>  Wisconsin	Big Ten		80	80	13	92	17-14	9-12	8-2	5-6	13	72
<input type="checkbox"/>  Vanderbilt	SEC		81	81	16	94	20-14	13-8	7-6	5-6	19	109
<input type="checkbox"/>  Toledo	MAC		82	82	236	206	26-7	18-3	8-4	10-3	262	250
<input type="checkbox"/>  Marshall	Sun Belt		83	83	215	199	23-8	13-6	10-2	9-5	287	328
<input type="checkbox"/>  Santa Clara	WCC		84	84	83	131	22-9	11-6	11-3	6-3	97	194
<input type="checkbox"/>  BYU	WCC		85	85	74	125	17-15	9-10	8-5	2-7	80	134
<input type="checkbox"/>  Hofstra	CAA		86	86	236	206	23-9	17-3	6-6	10-5	178	28
<input type="checkbox"/>  Southern Miss.	Sun Belt		87	87	179	188	22-7	14-5	8-2	8-6	176	213
<input type="checkbox"/>  Furman	SoCon		88	88	256	212	24-7	18-3	6-4	8-3	303	240

Team	Conference	03/12/2023 Result	NET	Prev NET	Avg Opp NET Rank	Avg Opp NET	WL	Conf. Record	Non-Conference Record	Road WL	NET SOS	NET NonConf SOS
<input type="checkbox"/>  Louisiana	Sun Belt		89	89	167	184	23-7	16-5	7-2	7-7	171	161
<input type="checkbox"/>  Wake Forest	ACC		90	90	79	128	19-14	11-11	8-3	4-8	84	237
<input type="checkbox"/>  UNLV	Mountain West		91	91	64	115	18-13	8-12	10-1	5-5	82	299
<input type="checkbox"/>  Nebraska	Big Ten		92	92	22	97	16-16	9-12	7-4	4-9	15	80
<input type="checkbox"/>  Indiana St.	MVC		93	93	253	211	21-12	15-8	6-4	7-6	288	356
<input type="checkbox"/>  James Madison	Sun Belt		94	94	187	191	19-11	13-7	6-4	8-6	181	214
<input type="checkbox"/>  San Jose St.	Mountain West		95	95	68	117	19-13	11-9	8-4	5-8	65	189
<input type="checkbox"/>  UC Irvine	Big West		96	96	174	186	21-11	16-6	5-5	9-6	195	113
<input type="checkbox"/>  Stanford	Pac-12		97	97	73	122	14-19	8-14	6-5	2-8	53	140
<input type="checkbox"/>  St. John's (NY)	Big East		98	98	74	125	18-15	8-14	10-1	3-8	69	320
<input type="checkbox"/>  Saint Louis	Atlantic 10		99	99	100	144	20-12	13-7	7-5	4-7	109	53
<input type="checkbox"/>  UC Santa Barbara	Big West		100	100	223	203	25-7	18-5	7-2	10-4	297	341
<input type="checkbox"/>  Colgate	Patriot		101	101	324	243	25-8	20-1	5-7	11-4	345	238
<input type="checkbox"/>  Akron	MAC		102	102	167	184	20-11	14-6	6-5	5-6	161	165
<input type="checkbox"/>  Montana St.	Big Sky		103	103	204	195	23-9	18-3	5-6	10-5	240	82
<input type="checkbox"/>  Grand Canyon	WAC		104	104	114	155	21-11	14-7	7-4	5-5	157	216
<input type="checkbox"/>  Tulane	AAC		105	105	119	160	20-11	13-7	7-4	5-4	106	350
<input type="checkbox"/>  South Alabama	Sun Belt		106	107	141	173	17-16	12-10	5-6	4-10	123	30
<input type="checkbox"/>  LMU (CA)	WCC		107	106	90	136	18-12	9-8	9-4	4-7	93	177
<input type="checkbox"/>  San Francisco	WCC		108	108	106	146	19-14	9-10	10-4	5-6	88	226
<input type="checkbox"/>  Vermont	America East		109	109	236	206	22-10	17-2	5-8	9-6	221	52
<input type="checkbox"/>  Colorado St.	Mountain West		110	110	49	110	14-18	7-13	7-5	4-8	61	92
<input type="checkbox"/>  Princeton	Ivy League	W	111	116	199	194	19-8	12-4	7-4	7-4	264	331
<input type="checkbox"/>  Wichita St.	AAC		112	111	109	151	17-15	10-10	7-5	7-4	99	196
<input type="checkbox"/>  Southern Utah	WAC		113	112	100	144	18-12	14-7	4-5	5-8	115	62
<input type="checkbox"/>  UNC Greensboro	SoCon		114	113	212	198	18-12	14-5	4-7	8-6	233	117
<input type="checkbox"/>  Kennesaw St.	ASUN		115	114	195	193	23-8	18-3	5-5	10-6	180	39
<input type="checkbox"/>  Charlotte	C-USA		116	115	151	177	18-14	9-12	9-2	5-8	141	339
<input type="checkbox"/>  Middle Tenn.	C-USA		117	117	103	145	17-14	12-10	5-4	3-11	107	217
<input type="checkbox"/>  Belmont	MVC		118	118	167	184	20-11	14-7	6-4	7-7	216	263
<input type="checkbox"/>  UMass Lowell	America East		119	119	351	262	24-8	13-6	11-2	9-8	353	351
<input type="checkbox"/>  Southern Ill.	MVC		120	120	185	190	22-10	15-7	7-3	8-6	170	252
































Team	Conference	03/12/2023 Result	NET	Prev NET	Avg Opp NET Rank	Avg Opp NET	WL	Conf. Record	Non-Conference Record	Road WL	NET SOS	NET NonConf SOS
<input type="checkbox"/> Cal St. Fullerton	Big West		121	121	136	172	18-13	14-7	4-6	7-8	151	123
<input type="checkbox"/> Washington	Pac-12		122	122	61	114	16-16	8-13	8-3	2-9	54	155
<input type="checkbox"/> Youngstown St.	Horizon		123	123	312	237	22-9	16-6	6-3	9-6	355	353
<input type="checkbox"/> Ole Miss	SEC		124	124	37	105	12-21	4-16	8-5	2-9	39	128
<input type="checkbox"/> Temple	AAC		125	127	83	131	16-16	10-9	6-7	6-6	94	212
<input type="checkbox"/> Syracuse	ACC		126	126	98	140	17-15	10-11	7-4	5-6	103	313
<input type="checkbox"/> Hawaii	Big West		127	125	207	196	21-11	13-8	8-3	6-4	286	345
<input type="checkbox"/> Eastern Wash.	Big Sky		128	128	223	203	21-10	16-3	5-7	9-6	266	175
<input type="checkbox"/> Towson	CAA		129	129	270	218	21-12	13-7	8-5	8-7	252	283
<input type="checkbox"/> Duquesne	Atlantic 10		130	130	148	175	20-12	10-9	10-3	3-7	248	301
<input type="checkbox"/> Butler	Big East		131	131	45	109	14-18	6-15	8-3	3-10	27	85
<input type="checkbox"/> Cornell	Ivy League		132	132	204	195	15-11	7-8	8-3	6-8	183	267
<input type="checkbox"/> Ohio	MAC		133	133	209	197	18-14	11-9	7-5	4-11	182	174
<input type="checkbox"/> Fordham	Atlantic 10		134	134	232	205	25-8	13-7	12-1	6-5	273	349
<input type="checkbox"/> Troy	Sun Belt		135	135	164	183	17-13	12-8	5-5	7-8	150	158
<input type="checkbox"/> Samford	SoCon		136	136	262	216	18-10	15-4	3-6	8-7	280	224
<input type="checkbox"/> UC Riverside	Big West		137	137	152	178	21-12	15-7	6-5	9-7	155	98
<input type="checkbox"/> SFA	WAC		138	138	133	169	16-13	11-8	5-5	6-5	197	300
<input type="checkbox"/> George Mason	Atlantic 10		139	139	136	172	20-13	12-8	8-5	4-7	196	257
<input type="checkbox"/> UNC Asheville	Big South		140	140	306	233	25-7	19-2	6-5	10-6	311	173
<input type="checkbox"/> Penn	Ivy League		141	143	144	174	16-13	9-6	7-7	6-9	137	147
<input type="checkbox"/> Missouri St.	MVC		142	141	144	174	16-15	13-9	3-6	5-8	134	90
<input type="checkbox"/> Seattle U	WAC		143	142	125	163	18-12	11-8	7-4	7-7	147	215
<input type="checkbox"/> UNCW	CAA		144	144	244	208	22-10	14-7	8-3	8-6	153	67
<input type="checkbox"/> Davidson	Atlantic 10		145	146	119	160	15-16	9-11	6-5	6-6	132	200
<input type="checkbox"/> Fresno St.	Mountain West		146	145	65	116	10-20	6-13	4-7	4-9	76	186
<input type="checkbox"/> UC Davis	Big West		147	147	207	196	16-14	11-9	5-5	5-9	230	202
<input type="checkbox"/> Lipscomb	ASUN		148	148	240	207	17-13	12-8	5-5	7-11	263	306
<input type="checkbox"/> Air Force	Mountain West		149	149	109	151	14-18	5-14	9-4	4-9	104	363
<input type="checkbox"/> Ball St.	MAC		150	150	251	210	18-12	11-8	7-4	6-7	251	303
<input type="checkbox"/> LSU	SEC		151	151	70	118	14-19	3-17	11-2	0-9	52	327
<input type="checkbox"/> Georgia	SEC		152	152	90	136	16-16	6-13	10-3	1-10	79	340

































Team	Conference	03/12/2023 Result	NET	Prev NET	Avg Opp NET Rank	Avg Opp NET	WL	Conf. Record	Non-Conference Record	Road WL	NET SOS	NET NonConf SOS
<input type="checkbox"/>  Old Dominion	Sun Belt		153	153	144	174	18-12	11-8	7-4	6-5	192	249
<input type="checkbox"/>  Northern Ky.	Horizon		154	154	223	203	20-12	17-6	3-6	6-6	272	87
<input type="checkbox"/>  South Dakota St.	Summit League		155	155	209	197	18-13	14-6	4-7	6-9	139	10
<input type="checkbox"/>  Utah Tech	WAC		156	156	116	158	11-19	6-14	5-5	3-13	114	49
<input type="checkbox"/>  Stetson	ASUN		157	157	181	189	15-13	12-7	3-6	7-9	179	70
<input type="checkbox"/>  Harvard	Ivy League		158	158	192	192	12-14	5-9	7-5	7-6	172	233
<input type="checkbox"/>  Richmond	Atlantic 10		159	159	141	173	15-18	8-12	7-6	1-11	162	218
<input type="checkbox"/>  South Fla.	AAC		160	160	130	167	14-18	7-12	7-6	4-7	120	312
<input type="checkbox"/>  Long Beach St.	Big West		161	161	157	179	15-16	11-10	4-6	6-9	138	29
<input type="checkbox"/>  Tarleton St.	WAC		162	163	107	148	13-16	9-10	4-6	2-12	110	26
<input type="checkbox"/>  DePaul	Big East		163	164	27	99	10-23	4-18	6-5	2-12	28	139
<input type="checkbox"/>  Portland	WCC		164	162	95	139	12-19	6-12	6-7	2-10	87	133
<input type="checkbox"/>  Eastern Ky.	ASUN		165	165	164	183	17-13	13-7	4-6	5-10	149	106
<input type="checkbox"/>  Longwood	Big South		166	166	333	247	18-12	12-7	6-5	8-8	335	270
<input type="checkbox"/>  Montana	Big Sky		167	167	192	192	16-14	11-8	5-6	6-9	206	88
<input type="checkbox"/>  Boston College	ACC		168	168	90	136	16-17	10-12	6-5	4-7	95	321
<input type="checkbox"/>  California Baptist	WAC		169	169	157	179	15-16	8-11	7-5	4-8	222	354
<input type="checkbox"/>  Louisiana Tech	C-USA		170	170	111	153	12-18	8-14	4-4	4-11	105	185
<input type="checkbox"/>  Cleveland St.	Horizon		171	171	282	223	20-12	16-7	4-5	7-9	312	204
<input type="checkbox"/>  Wyoming	Mountain West		172	172	36	104	8-22	4-15	4-7	1-8	64	176
<input type="checkbox"/>  Navy	Patriot		173	173	316	238	17-13	11-8	6-5	9-7	315	192
<input type="checkbox"/>  Quinnipiac	MAAC		174	175	309	235	19-12	11-10	8-2	9-6	324	277
<input type="checkbox"/>  A&M-Corpus Christi	Southland		175	174	353	266	19-10	16-4	3-6	8-7	331	89
<input type="checkbox"/>  Chattanooga	SoCon		176	176	212	198	15-17	10-12	5-5	6-9	259	195
<input type="checkbox"/>  Western Ky.	C-USA		177	177	128	164	15-16	9-13	6-3	5-9	124	344
<input type="checkbox"/>  FGCU	ASUN		178	179	220	202	16-15	7-12	9-3	6-9	207	107
<input type="checkbox"/>  Georgia Tech	ACC		179	178	93	138	13-18	7-15	6-3	3-9	91	182
<input type="checkbox"/>  Grambling	SWAC		180	180	356	268	22-9	17-4	5-5	9-6	327	61
<input type="checkbox"/>  Norfolk St.	MEAC		181	181	330	246	18-11	11-6	7-5	6-8	238	55
<input type="checkbox"/>  Bryant	America East		182	182	272	219	15-13	8-9	7-4	7-8	261	136
<input type="checkbox"/>  Brown	Ivy League		183	183	195	193	14-13	7-7	7-6	7-8	168	242
<input type="checkbox"/>  Radford	Big South		184	184	286	225	17-14	13-7	4-7	7-10	278	119

Team	Conference	03/12/2023 Result	NET	Prev NET	Avg Opp NET Rank	Avg Opp NET	WL	Conf. Record	Non-Conference Record	Road WL	NET SOS	NET NonConf SOS
<input type="checkbox"/>  N.C. Central	MEAC		185	185	293	228	14-12	11-5	3-7	4-10	254	50
<input type="checkbox"/>  Notre Dame	ACC		186	186	87	133	11-21	3-18	8-3	0-10	101	308
<input type="checkbox"/>  Weber St.	Big Sky		187	187	177	187	16-15	13-7	3-8	8-8	217	108
<input type="checkbox"/>  East Carolina	AAC		188	188	134	170	16-17	7-13	9-4	2-9	119	347
<input type="checkbox"/>  New Mexico St.	WAC		189	189	95	139	6-15	2-10	4-5	1-9	100	65
<input type="checkbox"/>  Pacific	WCC		190	190	119	160	14-17	8-10	6-7	7-7	131	316
<input type="checkbox"/>  Drexel	CAA		191	191	300	230	16-15	11-9	5-6	3-9	326	285
<input type="checkbox"/>  UTEP	C-USA		192	192	112	154	12-18	7-14	5-4	3-10	111	221
<input type="checkbox"/>  Buffalo	MAC		193	193	125	163	13-17	9-10	4-7	3-9	112	31
<input type="checkbox"/>  Texas St.	Sun Belt		194	195	152	178	14-18	9-13	5-5	7-7	175	288
<input type="checkbox"/>  Wright St.	Horizon		195	194	298	229	16-15	11-11	5-4	7-8	343	324
<input type="checkbox"/>  St. Thomas (MN)	Summit League		196	196	277	220	17-14	10-10	7-4	4-11	235	181
<input type="checkbox"/>  App State	Sun Belt		197	197	160	180	13-16	9-10	4-6	6-7	208	268
<input type="checkbox"/>  Gardner-Webb	Big South		198	198	277	220	13-16	10-9	3-7	6-10	304	191
<input type="checkbox"/>  St. Bonaventure	Atlantic 10		199	199	152	178	14-18	8-11	6-7	2-11	250	334
<input type="checkbox"/>  Saint Joseph's	Atlantic 10		200	200	181	189	16-17	10-11	6-6	4-7	215	260
<input type="checkbox"/>  Pepperdine	WCC		201	201	78	127	7-22	2-15	5-7	0-12	86	101
<input type="checkbox"/>  Rice	C-USA		202	203	125	163	15-15	9-13	6-2	6-7	113	266
<input type="checkbox"/>  Northwestern St.	Southland		203	202	338	252	21-11	14-6	7-5	10-7	283	58
<input type="checkbox"/>  Queens (NC)	ASUN		204	204	240	207	15-15	8-12	7-3	7-10	260	315
<input type="checkbox"/>  Massachusetts	Atlantic 10		205	206	136	172	15-16	6-13	9-3	3-8	193	232
<input type="checkbox"/>  Abilene Christian	WAC		206	205	115	156	9-17	5-12	4-5	4-8	121	150
<input type="checkbox"/>  Ga. Southern	Sun Belt		207	207	187	191	14-16	10-10	4-6	3-11	205	293
<input type="checkbox"/>  Siena	MAAC		208	208	304	232	17-15	11-10	6-5	7-8	338	336
<input type="checkbox"/>  SMU	AAC		209	209	79	128	10-22	5-14	5-8	1-11	68	51
<input type="checkbox"/>  Milwaukee	Horizon		210	210	249	209	18-11	15-7	3-4	6-7	281	73
<input type="checkbox"/>  George Washington	Atlantic 10		211	211	173	185	15-16	10-9	5-7	5-6	274	329
<input type="checkbox"/>  Detroit Mercy	Horizon		212	212	229	204	13-19	10-12	3-7	5-13	243	77
<input type="checkbox"/>  Murray St.	MVC		213	213	167	184	16-15	12-10	4-5	3-11	140	210
<input type="checkbox"/>  Howard	MEAC		214	214	293	228	19-12	14-3	5-9	6-8	296	171
<input type="checkbox"/>  North Dakota St.	Summit League		215	215	199	194	14-17	13-8	1-9	5-10	143	20
<input type="checkbox"/>  UNI	MVC		216	216	148	175	13-18	10-12	3-6	4-7	173	304




















Team	Conference	03/12/2023 Result	NET	Prev NET	Avg Opp NET Rank	Avg Opp NET	WL	Conf. Record	Non-Conference Record	Road WL	NET SOS	NET NonConf SOS
<input type="checkbox"/>  Rider	MAAC		217	217	300	230	15-14	13-8	2-6	8-6	295	180
<input type="checkbox"/>  FIU	C-USA		218	218	130	167	12-18	8-13	4-5	3-10	129	325
<input type="checkbox"/>  SIUE	OVC		219	219	338	252	16-14	10-10	6-4	7-8	350	228
<input type="checkbox"/>  Minnesota	Big Ten		220	220	31	103	9-22	3-18	6-4	1-9	33	311
<input type="checkbox"/>  Florida St.	ACC		221	222	65	116	9-23	7-14	2-9	4-7	75	131
<input type="checkbox"/>  Oregon St.	Pac-12		222	221	76	126	10-21	5-16	5-5	1-10	59	206
<input type="checkbox"/>  La Salle	Atlantic 10		223	224	164	183	15-19	9-12	6-7	5-8	220	269
<input type="checkbox"/>  Sacramento St.	Big Sky		224	223	181	189	12-18	7-12	5-6	5-10	225	125
<input type="checkbox"/>  Delaware	CAA		225	226	229	204	16-16	9-11	7-5	4-10	232	207
<input type="checkbox"/>  Wofford	SoCon		226	225	223	203	14-16	9-11	5-5	4-11	219	141
<input type="checkbox"/>  Mercer	SoCon		227	227	251	210	12-19	7-13	5-6	4-10	300	332
<input type="checkbox"/>  Morehead St.	OVC		228	228	319	239	17-11	14-5	3-6	7-8	294	45
<input type="checkbox"/>  Western Caro.	SoCon		229	229	257	214	15-15	11-9	4-6	6-9	269	265
<input type="checkbox"/>  San Diego	WCC		230	230	103	145	9-20	4-13	5-7	3-8	108	280
<input type="checkbox"/>  Northern Ariz.	Big Sky		231	231	144	174	10-23	8-14	2-9	3-13	145	19
<input type="checkbox"/>  UMES	MEAC		232	232	283	224	14-13	10-6	4-7	7-9	223	38
<input type="checkbox"/>  Campbell	Big South		233	233	272	219	14-18	11-11	3-7	4-10	330	271
<input type="checkbox"/>  South Carolina	SEC		234	234	71	120	11-21	4-15	7-6	4-8	66	287
<input type="checkbox"/>  UNC Northern Colo.	Big Sky		235	235	163	182	12-19	7-13	5-6	3-12	146	27
<input type="checkbox"/>  Jacksonville	ASUN		236	238	179	188	10-16	6-12	4-4	6-10	165	34
<input type="checkbox"/>  Purdue Fort Wayne	Horizon		237	236	262	216	15-15	9-12	6-3	7-8	284	162
<input type="checkbox"/>  North Florida	ASUN		238	237	195	193	12-17	9-10	3-7	3-14	136	12
<input type="checkbox"/>  North Ala.	ASUN		239	239	244	208	15-14	10-9	5-5	8-10	209	142
<input type="checkbox"/>  UMBC	America East		240	240	330	246	17-14	8-9	9-5	5-10	334	319
<input type="checkbox"/>  Jacksonville St.	ASUN		241	241	199	194	10-18	6-12	4-6	3-12	148	96
<input type="checkbox"/>  Southeast Mo. St.	OVC		242	242	328	244	17-16	14-8	3-8	5-11	332	137
<input type="checkbox"/>  Georgetown	Big East		243	243	54	112	7-25	2-19	5-6	1-11	51	290
<input type="checkbox"/>  Alcorn	SWAC		244	244	321	242	18-13	15-4	3-9	10-9	246	17
<input type="checkbox"/>  Western Ill.	Summit League		245	245	290	227	13-14	9-10	4-4	5-9	305	307
<input type="checkbox"/>  Niagara	MAAC		246	247	290	227	15-15	11-11	4-4	4-10	291	255
<input type="checkbox"/>  Robert Morris	Horizon		247	246	283	224	14-17	11-11	3-6	5-10	301	209
<input type="checkbox"/>  Army West Point	Patriot		248	249	347	257	15-16	11-9	4-7	7-8	356	361



Team	Conference	03/12/2023 Result	NET	Prev NET	Avg Opp NET Rank	Avg Opp NET	WL	Conf. Record	Non-Conference Record	Road WL	NET SOS	NET NonConf SOS
<input type="checkbox"/>  Portland St.	Big Sky		249	248	167	184	10-19	6-12	4-7	5-9	191	86
<input type="checkbox"/>  UT Martin	OVC		250	251	343	256	15-14	11-9	4-5	4-11	351	241
<input type="checkbox"/>  UT Arlington	WAC		251	250	99	143	8-21	6-13	2-8	4-9	125	129
<input type="checkbox"/>  NIU	MAC		252	253	220	202	12-18	9-10	3-8	7-10	142	54
<input type="checkbox"/>  Idaho St.	Big Sky		253	252	232	205	9-21	8-11	1-10	4-12	271	234
<input type="checkbox"/>  Winthrop	Big South		254	254	249	209	13-17	10-9	3-8	4-11	253	102
<input type="checkbox"/>  USC Upstate	Big South		255	256	260	215	14-15	11-9	3-6	4-12	270	110
<input type="checkbox"/>  Southeastern La.	Southland		256	255	330	246	15-14	12-7	3-7	7-8	299	69
<input type="checkbox"/>  Southern Ind.	OVC		257	257	336	251	13-16	9-10	4-6	5-11	352	274
<input type="checkbox"/>  Bellarmine	ASUN		258	258	160	180	12-18	10-10	2-8	6-12	118	15
<input type="checkbox"/>  Boston U.	Patriot		259	260	324	243	14-17	8-11	6-6	6-11	328	272
<input type="checkbox"/>  UTRGV	WAC		260	259	135	171	11-17	5-13	6-4	3-10	144	197
<input type="checkbox"/>  American	Patriot		261	262	350	260	17-15	9-12	8-3	9-9	357	359
<input type="checkbox"/>  Canisius	MAAC		262	261	244	208	9-20	8-13	1-7	3-12	268	121
<input type="checkbox"/>  Nicholls	Southland		263	263	312	237	12-15	11-8	1-7	4-12	199	2
<input type="checkbox"/>  Fairfield	MAAC		264	264	286	225	12-18	9-12	3-6	4-10	290	190
<input type="checkbox"/>  Rhode Island	Atlantic 10		265	265	136	172	9-22	5-14	4-8	1-10	236	298
<input type="checkbox"/>  ETSU	SoCon		266	266	253	211	10-20	8-11	2-9	4-9	308	342
<input type="checkbox"/>  Mount St. Mary's	MAAC		267	269	281	221	12-20	9-13	3-7	7-10	267	203
<input type="checkbox"/>  New Hampshire	America East		268	268	298	229	13-15	10-8	3-7	4-11	319	318
<input type="checkbox"/>  Loyola Chicago	Atlantic 10		269	267	148	175	10-21	4-15	6-6	3-8	154	222
<input type="checkbox"/>  Tennessee Tech	OVC		270	270	312	237	13-17	12-8	1-9	4-11	313	112
<input type="checkbox"/>  Lafayette	Patriot		271	272	272	219	11-23	9-12	2-11	5-16	255	127
<input type="checkbox"/>  Oakland	Horizon		272	271	199	194	12-19	11-10	1-9	5-10	201	41
<input type="checkbox"/>  North Dakota	Summit League		273	273	232	205	11-20	7-13	4-7	4-11	228	184
<input type="checkbox"/>  Lehigh	Patriot		274	274	316	238	14-14	11-8	3-6	7-8	320	199
<input type="checkbox"/>  Maine	America East		275	275	267	217	11-17	7-10	4-7	5-12	258	188
<input type="checkbox"/>  Southern U.	SWAC		276	276	335	250	13-17	11-8	2-9	5-12	245	13
<input type="checkbox"/>  UC San Diego	Big West		277	277	157	179	8-20	5-13	3-7	6-9	166	152
<input type="checkbox"/>  Prairie View	SWAC		278	278	329	245	11-19	9-10	2-9	4-14	276	40
<input type="checkbox"/>  Dartmouth	Ivy League		279	279	185	190	8-18	6-8	2-10	3-11	244	338
<input type="checkbox"/>  Tennessee St.	OVC		280	280	354	267	14-14	10-9	4-5	4-8	362	348

Team	Conference	03/12/2023 Result	NET	Prev NET	Avg Opp NET Rank	Avg Opp NET	WL	Conf. Record	Non-Conference Record	Road WL	NET SOS	NET NonConf SOS
<input type="checkbox"/>  Illinois St.	MVC		281	281	223	203	11-21	6-15	5-6	3-9	282	360
<input type="checkbox"/>  Marist	MAAC		282	282	311	236	13-20	9-15	4-5	4-9	344	362
<input type="checkbox"/>  Arkansas St.	Sun Belt		283	283	218	201	10-20	5-15	5-5	2-11	265	357
<input type="checkbox"/>  Bowling Green	MAC		284	284	253	211	9-20	5-13	4-7	4-11	285	352
<input type="checkbox"/>  UIC	MVC		285	285	218	201	11-20	4-17	7-3	3-11	212	346
<input type="checkbox"/>  Miami (OH)	MAC		286	286	215	199	9-20	6-13	3-7	3-9	218	225
<input type="checkbox"/>  Denver	Summit League		287	287	324	243	13-17	6-13	7-4	4-11	316	330
<input type="checkbox"/>  UTSA	C-USA		288	288	116	158	8-22	4-17	4-5	2-11	117	273
<input type="checkbox"/>  Valparaiso	MVC		289	289	204	195	10-21	5-16	5-5	2-12	186	279
<input type="checkbox"/>  High Point	Big South		290	290	293	228	12-17	6-13	6-4	2-11	336	291
<input type="checkbox"/>  Georgia St.	Sun Belt		291	291	152	178	7-21	3-16	4-5	0-11	237	323
<input type="checkbox"/>  Morgan St.	MEAC		292	293	289	226	11-16	8-8	3-8	3-12	211	35
<input type="checkbox"/>  Coastal Carolina	Sun Belt		293	294	181	189	8-20	5-14	3-6	3-11	239	276
<input type="checkbox"/>  Texas Southern	SWAC		294	292	293	228	12-20	10-11	2-9	3-13	184	4
<input type="checkbox"/>  Bucknell	Patriot		295	296	338	252	11-20	5-14	6-6	3-13	347	337
<input type="checkbox"/>  ULM	Sun Belt		296	295	136	172	8-21	7-12	1-9	4-10	127	118
<input type="checkbox"/>  CSU Bakersfield	Big West		297	297	174	186	9-22	7-15	2-7	3-12	227	259
<input type="checkbox"/>  South Dakota	Summit League		298	298	223	203	10-19	7-12	3-7	2-11	231	130
<input type="checkbox"/>  Chicago St.	DI Independent		299	299	236	206	7-20	0-0	7-20	3-20	116	149
<input type="checkbox"/>  Binghamton	America East		300	300	286	225	11-18	9-9	2-9	5-11	292	275
<input type="checkbox"/>  FDU	NEC		301	301	363	300	17-15	12-7	5-8	8-9	363	343
<input type="checkbox"/>  Manhattan	MAAC		302	302	302	231	11-18	10-11	1-7	6-7	302	251
<input type="checkbox"/>  Tex. A&M-Commerce	Southland		303	303	343	256	12-20	9-10	3-10	7-13	337	208
<input type="checkbox"/>  Charleston So.	Big South		304	304	262	216	8-21	6-14	2-7	3-12	289	156
<input type="checkbox"/>  Jackson St.	SWAC		305	305	312	237	14-19	13-7	1-12	6-14	189	11
<input type="checkbox"/>  Saint Peter's	MAAC		306	308	309	235	13-18	9-14	4-4	4-11	307	245
<input type="checkbox"/>  Merrimack	NEC		307	307	354	267	16-16	15-4	1-12	8-8	340	154
<input type="checkbox"/>  Cal Poly	Big West		308	306	141	173	6-25	2-19	4-6	1-13	188	230
<input type="checkbox"/>  Kansas City	Summit League		309	309	232	205	10-20	7-12	3-8	3-11	190	93
<input type="checkbox"/>  Idaho	Big Sky		310	310	267	217	8-22	4-15	4-7	4-11	341	358
<input type="checkbox"/>  Wagner	NEC		311	311	362	296	13-13	8-9	5-4	7-9	361	286
<input type="checkbox"/>  Northeastern	CAA		312	312	262	216	10-20	6-13	4-7	3-12	249	261

Team	Conference	03/12/2023 Result	NET	Prev NET	Avg Opp NET Rank	Avg Opp NET	WL	Conf. Record	Non-Conference Record	Road WL	NET SOS	NET NonConf SOS
<input type="checkbox"/> California	Pac-12		313	313	31	103	3-29	2-19	1-10	0-12	58	168
<input type="checkbox"/> Stonehill	NEC		314	314	356	268	13-17	10-6	3-11	6-12	323	157
<input type="checkbox"/> Louisville	ACC		315	315	61	114	4-28	2-19	2-9	0-11	74	111
<input type="checkbox"/> William & Mary	CAA		316	317	257	214	11-20	8-12	3-8	1-14	247	167
<input type="checkbox"/> Omaha	Summit League		317	316	187	191	8-23	5-15	3-8	1-15	130	7
<input type="checkbox"/> N.C. A&T	CAA		318	318	260	215	10-19	8-11	2-8	4-10	194	47
<input type="checkbox"/> Alabama A&M	SWAC		319	319	336	251	12-18	11-9	1-9	5-8	339	138
<input type="checkbox"/> Eastern Mich.	MAC		320	320	199	194	7-23	5-13	2-10	2-13	187	243
<input type="checkbox"/> Loyola Maryland	Patriot		321	321	316	238	11-20	8-12	3-8	3-13	322	282
<input type="checkbox"/> Little Rock	OVC		322	322	334	248	8-21	6-12	2-9	2-16	310	151
<input type="checkbox"/> Western Mich.	MAC		323	323	217	200	5-23	4-14	1-9	1-15	160	148
<input type="checkbox"/> Tulsa	AAC		324	324	103	145	5-25	1-18	4-7	0-12	98	253
<input type="checkbox"/> Austin Peay	ASUN		325	325	192	192	6-22	3-15	3-7	1-13	163	63
<input type="checkbox"/> Sacred Heart	NEC		326	326	360	291	15-17	9-9	6-8	7-11	358	297
<input type="checkbox"/> Stony Brook	CAA		327	327	267	217	9-22	7-13	2-9	3-13	226	164
<input type="checkbox"/> Coppin St.	MEAC		328	328	229	204	9-23	4-11	5-12	5-16	185	99
<input type="checkbox"/> Central Mich.	MAC		329	329	240	207	8-21	5-13	3-8	3-12	224	201
<input type="checkbox"/> Central Ark.	ASUN		330	330	212	198	8-22	4-14	4-8	2-13	198	169
<input type="checkbox"/> The Citadel	SoCon		331	331	244	208	9-22	5-14	4-8	4-11	257	235
<input type="checkbox"/> Ark.-Pine Bluff	SWAC		332	332	306	233	6-21	6-12	0-9	2-16	167	1
<input type="checkbox"/> CSUN	Big West		333	333	187	191	5-25	4-17	1-8	0-14	234	258
<input type="checkbox"/> NJIT	America East		334	334	302	231	6-23	4-13	2-10	2-15	318	335
<input type="checkbox"/> Elon	CAA		335	335	277	220	6-24	6-13	0-11	3-12	277	244
<input type="checkbox"/> Saint Francis (PA)	NEC		336	336	358	276	11-18	10-8	1-10	3-13	348	179
<input type="checkbox"/> Holy Cross	Patriot		337	337	321	242	8-22	7-12	1-10	4-11	342	317
<input type="checkbox"/> Lindenwood	OVC		338	338	320	240	8-21	6-13	2-8	2-14	298	95
<input type="checkbox"/> McNeese	Southland		339	339	304	232	10-23	8-13	2-10	3-14	203	8
<input type="checkbox"/> New Orleans	Southland		340	340	338	252	10-20	9-12	1-8	4-10	314	78
<input type="checkbox"/> Columbia	Ivy League		341	341	195	193	5-22	2-12	3-10	1-13	214	309
<input type="checkbox"/> UAlbany	America East		342	342	270	218	6-23	3-13	3-10	1-16	241	163
<input type="checkbox"/> Central Conn. St.	NEC		343	343	359	278	10-22	7-10	3-12	4-14	359	305
<input type="checkbox"/> Eastern Ill.	OVC		344	344	324	243	7-22	5-13	2-9	3-12	321	166

Team	Conference	03/12/2023 Result	NET	Prev NET	Avg Opp NET Rank	Avg Opp NET	WL	Conf. Record	Non-Conference Record	Road WL	NET SOS	NET NonConf SOS
<input type="checkbox"/>  UIW	Southland		345	345	352	263	9-19	6-12	3-7	3-12	349	247
<input type="checkbox"/>  Alabama St.	SWAC		346	346	321	242	7-23	6-12	1-11	2-18	242	22
<input type="checkbox"/>  South Carolina St.	MEAC		347	347	244	208	4-26	2-13	2-13	1-19	229	122
<input type="checkbox"/>  Bethune-Cookman	SWAC		348	348	349	259	10-20	8-11	2-9	3-13	329	160
<input type="checkbox"/>  Hampton	CAA		349	349	272	219	7-24	5-14	2-10	1-13	256	256
<input type="checkbox"/>  Evansville	MVC		350	350	167	184	5-27	1-20	4-7	1-14	200	264
<input type="checkbox"/>  Monmouth	CAA		351	351	209	197	7-26	6-14	1-12	3-15	164	64
<input type="checkbox"/>  Presbyterian	Big South		352	352	290	227	3-27	1-18	2-9	0-15	325	284
<input type="checkbox"/>  St. Francis Brooklyn	NEC		353	353	360	291	12-16	7-10	5-6	4-11	360	302
<input type="checkbox"/>  VMI	SoCon		354	354	220	202	4-25	2-17	2-8	1-14	293	322
<input type="checkbox"/>  Delaware St.	MEAC		355	355	277	220	5-23	4-12	1-11	2-14	213	60
<input type="checkbox"/>  Lamar University	Southland		356	356	343	256	6-22	5-13	1-9	2-12	346	239
<input type="checkbox"/>  Houston Christian	Southland		357	357	342	254	7-22	7-12	0-10	2-13	317	115
<input type="checkbox"/>  Mississippi Val.	SWAC		358	358	283	224	5-27	4-14	1-13	1-19	177	14
<input type="checkbox"/>  Florida A&M	SWAC		359	359	308	234	5-22	5-13	0-9	3-15	174	3
<input type="checkbox"/>  IUPUI IUPUI	Horizon		360	360	293	228	3-27	2-19	1-8	0-15	306	254
<input type="checkbox"/>  Green Bay	Horizon		361	361	240	207	3-29	2-19	1-10	1-17	275	187
<input type="checkbox"/>  LIU	NEC		362	362	343	256	1-26	1-16	0-10	1-14	279	24
<input type="checkbox"/>  Hartford	DI Independent		363	363	347	257	2-23	0-0	2-23	0-11	354	355

Showing 1 to 363 of 363 entries