


Scott's Corner
2007 HWC

HWCI
ACAA Tournament Pool
Record Book

introduction



Hello,

Welcome to the second-ever HWCi NCAA Pool Record Book (though the one in 1996 really doesn't count since it only covered the first year). Contained within is a compilation of the past twelve HWCi NCAA Pools. Now in our thirteenth year, despite all the hard work, David and I enjoy running the pool and by the number of returnees, others enjoy playing in it.

I want to wish everyone luck in this year's pool and we'll look forward to doing this again in 2008.

Cheers,
Scott





WHO'S WHO - ENTRIES

HWC I NCAA POOL - WHO'S WHO

ENTRIES SORTED BY ID NUMBER					ENTRIES SORTED BY LAST NAME				
ID#	FIRST NAME	LAST NAME	LI (#)	FIRST NICKNAME	ID#	FIRST NAME	LAST NAME	LI (#)	FIRST NICKNAME
1	Fernando	Bustamante	B (1)	Bix Pix	174	Ralph	Acosta	A (1)	Raw Dawg
2	Nelson	Bayla	B (1)	Mr. Nelson	54	Glenn	Angeles	A (1)	Kuya Glenn
3	David	Feng	F (1)	The Mighty Mobelfakta	63	Loretta	Arellano	A (1)	True Bruin
4	Scott	Tamashiro	T (1)	The Fabone	149	Chris	Baden	B (1)	Bad Cow Knees
5	Alvin	Kim	K (1)	Bad Ass	150	Darius	Banks	B (1)	OMG
6	Man	Vu	V (1)	Lil' Saigon	101	Darryn	Barber	B (1)	Big Luther
7	Jay	Santiago	S (1)	God's Picks	151	Darryn	Barber	B (2)	Eldo
8	Brian	Selander	S (1)	Liver Boy	2	Nelson	Bayla	B (1)	Mr. Nelson
9	Mark	Catley	C (1)	Tina's Boy	77	Catrina	Benson	B (1)	December
10	Andy	Fan	F (1)	Andy's Crap	16	Mike	Bernardo	B (1)	Bernie
11	Jennifer	De La Rosa	D (1)	Traitor Jen	18	Joe	Bernardo	B (1)	Say It Ain't So Joe
12	Dennis	Kim	K (1)	LoserDidn't Pick UCLA	102	Ann	Bernardo	B (1)	Little Ann
13	Jason	Selander	S (1)	Jaybian	73	Ken	Berry	B (1)	Caligator
14	Joseph	Kim	K (1)	Joseph	135	John	Bloomer	B (1)	Bloomers123
15	James	Lew	L (1)	James	78	Kimberly	Boren	B (1)	Kim
16	Mike	Bernardo	B (1)	Bernie	79	Troy	Boren	B (1)	Tabby
17	Heather	Lee	L (1)	Heather	103	Troy	Boren	B (2)	Ybbat
18	Joe	Bernardo	B (1)	Say It Ain't So Joe	1	Fernando	Bustamante	B (1)	Bix Pix
19	David	Feng	F (2)	Realistic Mobelfakta	80	Fernando	Bustamante	B (2)	Free Bix Pix
20	Sean	Dumzer	D (1)	Shaman	34	Anna	?	? (1)	Anna Come Lately
21	Sylvia	Pham	P (1)	Churro Queen	40	Paul	Cao	C (1)	All 2 Easy
22	Douglas	Han	H (1)	The Chef	152	Don	Carter	C (1)	DC944
23	Todd	Smith	S (1)	Frodo	153	Sant	Carthunjarearn	C (1)	All Hail Sant
24	Meng	Heng	H (1)	Heng	72	John	Casey	C (1)	Jinxie
25	Dennis	Kim	K (2)	Duke	104	John	Casey	C (2)	Free Jinx
26	Tuan	Huyn	H (1)	Rhodes	154	Brent	Caslin	C (1)	Brent
27	Tuan	Huyn	H (2)	Roderick	75	Robinson	Castillo	C (1)	Derek Fisher Wannabe
28	Donald	Goodwin	G (1)	Ezra	81	Robinson	Castillo	C (2)	Benz, No CD
29	Kevin	Tamashiro	T (1)	K-Dogg	82	Robinson	Castillo	C (3)	He Hate Me Too
30	Alvin	Kim	K (2)	Bad Ass II	9	Mark	Catley	C (1)	Tina's Boy
31	Duke	Fan	F (1)	Duke Fan	70	Patrick	Cevantes	C (1)	Patto
32	Jane	Chong	C (1)	Cowgirl in Love	175	Darryl	Chalmers	C (1)	DBChalmers
33	Greg	Hicks	H (1)	Karl Childers	105	Timothy	Chang	C (1)	Go Warriors
34	Anna	?	? (1)	Anna Come Lately	83	Dara	Chay	C (1)	Dara
35	Scott	Hoffman	H (1)	Scottman	191	Boroth	Chay	C (1)	Boroth Chay
36	Helen	Park	P (1)	Snow Spice	106	Jeff	Chen	C (1)	Chenman
37	Lily	Godinez	G (1)	Pipi Girl	176	Spencer	Childs	C (1)	Annihilator44
38	Chris	Lee	L (1)	Kadian	32	Jane	Chong	C (1)	Cowgirl in Love
39	Joon	Lee	L (1)	Joon	192	Eric	Clemenic	C (1)	Eek
40	Paul	Cao	C (1)	All 2 Easy	49	Rob	Colosia	C (1)	Luis Enrique's Armada
41	Jon	Kelly	K (1)	Lucky From SF	136	Robert R	Colosia	C (1)	Martini Blues
42	Sam	Nishi	N (1)	Preki the Bomb	177	Erman	Cornejo	C (1)	The Natural
43	Edmund	Kim	K (1)	Baersarke	193	Jen	Cottrell	C (1)	Angry Hawaiian
44	Daniel	Kim	K (1)	Slave to Big Six	11	Jennifer	De La Rosa	D (1)	Traitor Jen
45	Lisa	Fan	F (1)	Shary Bobbins	74	Alaine	Deleon	D (1)	Money
46	Scott	Tamashiro	T (2)	Free Fabone	155	Omar	Diaz	D (1)	Omar of Oz
47	Gareth	Maden	M (1)	Carseroni	156	Joe	Dolby	D (1)	Afros Are Awesome
48	Keiko	Kojima	K (1)	Keikosaurus	137	Allen	Dominguez	D (1)	El Chingon
49	Rob	Colosia	C (1)	Luis Enrique's Armada	20	Sean	Dumzer	D (1)	Shaman
50	Bob	Goldberg	G (1)	Bob Bruins	157	Jane	Dunigan	D (1)	Hoopster
51	Leonardo	Rodriguez	R (1)	Leonardo	178	Thomas	Dunigan	D (1)	T-Dog
52	Rick	Freitas	F (1)	Knivelkid	179	Robby	Dunigan	D (1)	Robbo
53	Chris	Reed	R (1)	Chris	158	Shane	Eagleson	E (1)	One Eagle
54	Glenn	Angeles	A (1)	Kuya Glenn	64	Craig	Enomoto	E (1)	Craigs99

HWC I NCAA POOL - WHO'S WHO


ENTRIES SORTED BY ID NUMBER					ENTRIES SORTED BY LAST NAME				
ID#	FIRST NAME	LAST NAME	LI (#)	FIRST NICKNAME	ID#	FIRST NAME	LAST NAME	LI (#)	FIRST NICKNAME
55	Byron	Wakumoto	W (1)	Q	159	Steven	Fain	F (1)	Bucks Will B Back
56	Cliff	Tamashiro	T (1)	Mino	10	Andy	Fan	F (1)	Andy's Crap
57	Scott	Lewis	L (1)	Cantona	31	Duke	Fan	F (1)	Duke Fan
58	Spencer	Kook	K (1)	Tiger	45	Lisa	Fan	F (1)	Shary Bobbins
59	Murray	Hilts	H (1)	Murrito's Burritos	3	David	Feng	F (1)	The Mighty Mobelfakta
60	Mo	Funches	F (1)	MoFun	67	Bing	Feng	F (1)	Bingo41
61	Gareth	Maden	M (2)	Majerus for SDSU	19	David	Feng	F (2)	Realistic Mobelfakta
62	Bobby	Jaffer	J (1)	Shaw	107	Bing	Feng	F (2)	Bazie
63	Loretta	Arellano	A (1)	True Bruin	52	Rick	Freitas	F (1)	Knievelkid
64	Craig	Enomoto	E (1)	Craigs99	68	Chris	Frost	F (1)	Red
65	Armando	Salcedo	S (1)	Mad Mando	60	Mo	Funches	F (1)	MoFun
66	Michael	Krasner	K (1)	Jackass	84	Michael	Gardiner	G (1)	Magster's Hampsters
67	Bing	Feng	F (1)	Bingo41	108	JD	Geiger	G (1)	Arps
68	Chris	Frost	F (1)	Red	160	Joseph	Gilbert	G (1)	Kyliaar
69	Quang	Phung	P (1)	Yellow-Fever	180	Ken	Gillespie	G (1)	G-Dogg
70	Patrick	Cevantes	C (1)	Patto	37	Lily	Godinez	G (1)	Pipi Girl
71	Dan	Scheffer	S (1)	Slinky Dude	50	Bob	Goldberg	G (1)	Bob Bruins
72	John	Casey	C (1)	Jinxie	161	Bob	Goldberg	G (2)	Martha's Inside Picks
73	Ken	Berry	B (1)	Caligator	109	Marty	Golub	G (1)	Terminator
74	Alaine	Deleon	D (1)	Money	28	Donald	Goodwin	G (1)	Ezra
75	Robinson	Castillo	C (1)	Derek Fisher Wannabe	85	Susan	Grieco	G (1)	Mrs. Peeps
76	Beth	Strum	S (1)	Betheon	162	Albert	Haislet	H (1)	Big Al
77	Catrina	Benson	B (1)	December	22	Douglas	Han	H (1)	The Chef
78	Kimberly	Boren	B (1)	Kim	110	Jeff	Han	H (1)	Random Picks
79	Troy	Boren	B (1)	Tabby	111	Dan	Henderson	H (1)	Hendo
80	Fernando	Bustamante	B (2)	Free Bix Pix	24	Meng	Heng	H (1)	Heng
81	Robinson	Castillo	C (2)	Benz, No CD	33	Greg	Hicks	H (1)	Karl Childers
82	Robinson	Castillo	C (3)	He Hate Me Too	59	Murray	Hilts	H (1)	Murrito's Burritos
83	Dara	Chay	C (1)	Dara	163	Chuck	Hite	H (1)	Ace of Spades
84	Michael	Gardiner	G (1)	Magster's Hampsters	35	Scott	Hoffman	H (1)	Scottman
85	Susan	Grieco	G (1)	Mrs. Peeps	86	Andy	Hsu	H (1)	Hoopaholics
86	Andy	Hsu	H (1)	Hoopaholics	26	Tuan	Huyn	H (1)	Rhodes
87	Chris	Karrenberg	K (1)	Peeps	27	Tuan	Huyn	H (2)	Roderick
88	Tina	Kephart	K (1)	Strokin' G's Ego	164	Jordan	Hwang	H (1)	Jodon007
89	Leonard	Koike	K (1)	UCLA Sucks!	194	Ben	Idu	I (1)	Akuma
90	Barry	Krasner	K (1)	MadPro	62	Bobby	Jaffer	J (1)	Shaw
91	Michael	Krasner	K (2)	MikeKraz2	112	Yasmin	Jeiroudi	J (1)	Netflower
92	Bar	Levkovitz	L (1)	Indy	113	Jon	Jessup	J (1)	What Luck
93	Jeff	Linton	L (1)	Jeffrey	114	Keith	Johnson	J (1)	Pac10 Sucks
94	Sean	Montgomery	M (1)	Corndog	138	Kevin	Johnson	J (1)	Xk2xboilx
95	Nikki	Nguyen	N (1)	BlueStars1996	195	Keith	Johnson	J (2)	Keep Chief Illiniwek
96	Paul	Nguyen	N (1)	Panman	196	Greg	Jones	J (1)	BamaG
97	Vi	Nguyen	N (1)	Pineapple Princess	115	Marc	Kanda	K (1)	MHK
98	Sam	Pierron	P (1)	Jayhawk FC	165	Deven	Kapoor	K (1)	Jarebok
99	Dylan	Rhoads	R (1)	Dylan	87	Chris	Karrenberg	K (1)	Peeps
100	Mike	Zervos	Z (1)	Zerv The Greek	181	Reginald	Keith	K (1)	ReggieK945
101	Darryn	Barber	B (1)	Big Luther	41	Jon	Kelly	K (1)	Lucky From SF
102	Ann	Bernardo	B (1)	Little Ann	166	Jon	Kelly	K (2)	UtahPixTheTree
103	Troy	Boren	B (2)	Ybbat	88	Tina	Kephart	K (1)	Strokin' G's Ego
104	John	Casey	C (2)	Free Jinx	167	Tim	Kilduff	K (1)	Chairmanotheboards
105	Timothy	Chang	C (1)	Go Warriors	5	Alvin	Kim	K (1)	Bad Ass
106	Jeff	Chen	C (1)	Chenman	12	Dennis	Kim	K (1)	LoserDidn't Pick UCLA
107	Bing	Feng	F (2)	Bazie	14	Joseph	Kim	K (1)	Joseph
108	JD	Geiger	G (1)	Arps	43	Edmund	Kim	K (1)	Baersarke

HWC I NCAA POOL - WHO'S WHO

ENTRIES SORTED BY ID NUMBER					ENTRIES SORTED BY LAST NAME				
ID#	FIRST NAME	LAST NAME	LI (#)	FIRST NICKNAME	ID#	FIRST NAME	LAST NAME	LI (#)	FIRST NICKNAME
109	Marty	Golub	G (1)	Terminator	44	Daniel	Kim	K (1)	Slave to Big Six
110	Jeff	Han	H (1)	Random Picks	116	John	Kim	K (1)	John Bruin
111	Dan	Henderson	H (1)	Hendo	197	Peter Chang	Kim	K (1)	Bruins4life
112	Yasmin	Jeiroudi	J (1)	Netflower	25	Dennis	Kim	K (2)	Duke
113	Jon	Jessup	J (1)	What Luck	30	Alvin	Kim	K (2)	Bad Ass II
114	Keith	Johnson	J (1)	Pac10 Sucks	89	Leonard	Koike	K (1)	UCLA Sucks!
115	Marc	Kanda	K (1)	MHK	48	Keiko	Kojima	K (1)	Keikosaurus
116	John	Kim	K (1)	John Bruin	58	Spencer	Kook	K (1)	Tiger
117	Barry	Krasner	K (2)	MADPRO#2	66	Michael	Krasner	K (1)	Jackass
118	Jeff	Luna	L (1)	Jayemelle	90	Barry	Krasner	K (1)	MadPro
119	Jason	Matsuura	M (1)	Matsuura One	91	Michael	Krasner	K (2)	MikeKraz2
120	Jason	Matsuura	M (2)	Matsuura Two	117	Barry	Krasner	K (2)	MADPRO#2
121	Marsha	Nicholson	N (1)	Wildcat Pride	182	Drew	Larner	L (1)	Farber82
122	Patrick	Nicholson Jr.	N (1)	The Believers	17	Heather	Lee	L (1)	Heather
123	Nelson	Palencia	P (1)	Source	38	Chris	Lee	L (1)	Kadian
124	Eric	Pastor	P (1)	Zonamaster	39	Joon	Lee	L (1)	Joon
125	Van	Phung	P (1)	Pinkocean	168	Mike	Lee	L (1)	M25lee
126	Jake	Pieroni	P (1)	Clay Henry	92	Bar	Levkovitz	L (1)	Indy
127	Brent	Rosenzweig	R (1)	Hawk	15	James	Lew	L (1)	James
128	Steven	Sluk	S (1)	SSluk	57	Scott	Lewis	L (1)	Cantona
129	April	Takemoto	T (1)	Popo Picks	93	Jeff	Linton	L (1)	Jeffrey
130	Cliff	Tamashiro	T (2)	CMT Two	118	Jeff	Luna	L (1)	Jayemelle
131	Linh	Tamashiro	T (1)	PSW	169	Kingsley	Ma	M (1)	Skratchsnift
132	Gabriel	Tambone	T (1)	Gobay	47	Gareth	Maden	M (1)	Carseroni
133	Roy	Wakimura	W (1)	Wantabe	61	Gareth	Maden	M (2)	Majerus for SDSU
134	Brian	Zimmerman	Z (1)	Zippy	139	Suzanne	Markey	M (1)	Susie Q
135	John	Bloomer	B (1)	Bloomers123	170	Lawrence	Markey	M (1)	Larz
136	Robert R	Colosia	C (1)	Martini Blues	183	Shawn	Martinez	M (1)	NoMex
137	Allen	Dominguez	D (1)	El Chingon	198	Debbie	Maryani	M (1)	Deb & Buster
138	Kevin	Johnson	J (1)	Xk2xboilx	119	Jason	Matsuura	M (1)	Matsuura One
139	Suzanne	Markey	M (1)	Susie Q	120	Jason	Matsuura	M (2)	Matsuura Two
140	Joey	Menendez	M (1)	Matador	199	Michael	McConville	M (1)	Chronicles of Redick
141	Sean	Mizuno	M (1)	Go For Broke	140	Joey	Menendez	M (1)	Matador
142	Jay	Morrison	M (1)	Ghost of Valvano	141	Sean	Mizuno	M (1)	Go For Broke
143	Jeff	Radke	R (1)	DuckMan	94	Sean	Montgomery	M (1)	Corndog
144	John	Sanchez	S (1)	Mr. Wizard	171	Dione	Montgomery	M (1)	Deeskee
145	Sean	Seibel	S (1)	Seanito's Way	184	Don	Moody	M (1)	Wooden_Soldier
146	David	Sena	S (1)	Shriner	142	Jay	Morrison	M (1)	Ghost of Valvano
147	Lucas	Vandenberg	V (1)	Lukie	95	Nikki	Nguyen	N (1)	BlueStars1996
148	Brian	Zimmerman	Z (2)	Stretch	96	Paul	Nguyen	N (1)	Panman
149	Chris	Baden	B (1)	Bad Cow Knees	97	Vi	Nguyen	N (1)	Pineapple Princess
150	Darius	Banks	B (1)	OMG	121	Marsha	Nicholson	N (1)	Wildcat Pride
151	Darryn	Barber	B (2)	Eldo	122	Patrick	Nicholson Jr.	N (1)	The Believers
152	Don	Carter	C (1)	DC944	42	Sam	Nishi	N (1)	Preki the Bomb
153	Sant	Carthunjarearn	C (1)	All Hail Sant	185	Steve	Norat	N (1)	Norat
154	Brent	Caslin	C (1)	Brent	186	David	Orth	O (1)	DavyEspy!
155	Omar	Diaz	D (1)	Omar of Oz	123	Nelson	Palencia	P (1)	Source
156	Joe	Dolby	D (1)	Afros Are Awesome	36	Helen	Park	P (1)	Snow Spice
157	Jane	Dunigan	D (1)	Hoopster	124	Eric	Pastor	P (1)	Zonamaster
158	Shane	Eagleson	E (1)	One Eagle	200	Manhattan	Perry	P (1)	Hollywood Hoop
159	Steven	Fain	F (1)	Bucks Will B Back	21	Sylvia	Pham	P (1)	Churro Queen
160	Joseph	Gilbert	G (1)	Kyliaar	69	Quang	Phung	P (1)	Yellow-Fever
161	Bob	Goldberg	G (2)	Martha's Inside Picks	125	Van	Phung	P (1)	Pinkocean
162	Albert	Haislet	H (1)	Big Al	126	Jake	Pieroni	P (1)	Clay Henry

HWCi NCAA POOL - WHO'S WHO

ENTRIES SORTED BY ID NUMBER					ENTRIES SORTED BY LAST NAME				
ID#	FIRST NAME	LAST NAME	LI (#)	FIRST NICKNAME	ID#	FIRST NAME	LAST NAME	LI (#)	FIRST NICKNAME
163	Chuck	Hite	H (1)	Ace of Spades	98	Sam	Pierron	P (1)	Jayhawk FC
164	Jordan	Hwang	H (1)	Jodon007	201	Sam	Pitak	P (1)	Spitakularr
165	Deven	Kapoor	K (1)	Jarebok	143	Jeff	Radke	R (1)	DuckMan
166	Jon	Kelly	K (2)	UtahPixTheTree	53	Chris	Reed	R (1)	Chris
167	Tim	Kilduff	K (1)	Chairmanotheboards	99	Dylan	Rhoads	R (1)	Dylan
168	Mike	Lee	L (1)	M25lee	51	Leonardo	Rodriguez	R (1)	Leonardo
169	Kingsley	Ma	M (1)	Skratchnsnift	127	Brent	Rosenzweig	R (1)	Hawk
170	Lawrence	Markey	M (1)	Larz	65	Armando	Salcedo	S (1)	Mad Mando
171	Dione	Montgomery	M (1)	Deeskee	144	John	Sanchez	S (1)	Mr. Wizard
172	John	Sanchez	S (2)	Mr. Wizard Too	172	John	Sanchez	S (2)	Mr. Wizard Too
173	Markus	Wilburn	W (1)	Georgia Boi	7	Jay	Santiago	S (1)	God's Picks
174	Ralph	Acosta	A (1)	Raw Dawg	71	Dan	Scheffer	S (1)	Slinky Dude
175	Darryl	Chalmers	C (1)	DBChalmers	187	Corey	Schneider	S (1)	C\$
176	Spencer	Childs	C (1)	Annihilator44	145	Sean	Seibel	S (1)	Seanito's Way
177	Erman	Cornejo	C (1)	The Natural	8	Brian	Selander	S (1)	Liver Boy
178	Thomas	Dunigan	D (1)	T-Dog	13	Jason	Selander	S (1)	Jaybian
179	Robby	Dunigan	D (1)	Robbo	202	Craig	Selwitz	S (1)	Sarge
180	Ken	Gillespie	G (1)	G-Dogg	203	Delisa	Selwitz	S (1)	Dterp
181	Reginald	Keith	K (1)	ReggieK945	146	David	Sena	S (1)	Shriner
182	Drew	Larner	L (1)	Farber82	128	Steven	Sluk	S (1)	SSLuk
183	Shawn	Martinez	M (1)	NoMex	188	Mark	Smalley	S (1)	DrNaismith
184	Don	Moody	M (1)	Wooden_Soldier	23	Todd	Smith	S (1)	Frodo
185	Steve	Norat	N (1)	Norat	76	Beth	Strum	S (1)	Betheon
186	David	Orth	O (1)	DavyEspyl	129	April	Takemoto	T (1)	Popo Picks
187	Corey	Schneider	S (1)	C\$	4	Scott	Tamashiro	T (1)	The Fabone
188	Mark	Smalley	S (1)	DrNaismith	29	Kevin	Tamashiro	T (1)	K-Dogg
189	Paul	Todis	T (1)	Hoopguru	56	Cliff	Tamashiro	T (1)	Mino
190	Roy	Wakimura	W (2)	Krispy Kremer Seconds	131	Linh	Tamashiro	T (1)	PSW
191	Boroth	Chay	C (1)	Boroth Chay	46	Scott	Tamashiro	T (2)	Free Fabone
192	Eric	Clemenic	C (1)	Eek	130	Cliff	Tamashiro	T (2)	CMT Two
193	Jen	Cottrell	C (1)	Angry Hawaiian	132	Gabriel	Tambone	T (1)	Gobay
194	Ben	Idu	I (1)	Akuma	189	Paul	Todis	T (1)	Hoopguru
195	Keith	Johnson	J (2)	Keep Chief Illiniwek	147	Lucas	Vandenberg	V (1)	Lukie
196	Greg	Jones	J (1)	BamaG	6	Man	Vu	V (1)	Lil' Saigon
197	Peter Chang	Kim	K (1)	Bruins4life	133	Roy	Wakimura	W (1)	Wantabe
198	Debbie	Maryani	M (1)	Deb & Buster	190	Roy	Wakimura	W (2)	Krispy Kremer Seconds
199	Michael	McConville	M (1)	Chronicles of Redick	55	Byron	Wakumoto	W (1)	Q
200	Manhattan	Perry	P (1)	Hollywood Hoop	173	Markus	Wilburn	W (1)	Georgia Boi
201	Sam	Pitak	P (1)	Spitakularr	204	Wendy	Wittenberg	W (1)	Buckeye
202	Craig	Selwitz	S (1)	Sarge	100	Mike	Zervos	Z (1)	Zerv The Greek
203	Delisa	Selwitz	S (1)	Dterp	134	Brian	Zimmerman	Z (1)	Zippy
204	Wendy	Wittenberg	W (1)	Buckeye	148	Brian	Zimmerman	Z (2)	Stretch



WHO'S WHO - NCAA TEAMS

HWC NCAA POOL - NCAA TEAM WHO'S WHO

TEAMS SORTED BY ID NUMBER			TEAMS SORTED BY SHORT NAME		
ID#	TEAM (11)	Abbr	ID#	TEAM (11)	Abbr
1	ALABAMA	ALA	204	AIR FORCE	AIR-F
2	ARIZONA	ARIZ	144	ALA BIRM	ALA-B
3	ARIZONA ST	AZ-ST	1	ALABAMA	ALA
4	ARKANSAS	ARK	176	ALABAMA ST	AL-ST
5	BALL STATE	BALL	217	ALBANY	ALB
6	BYU	BYU	145	ALCORN ST	ALCO
7	CHARLOTTE	CHAR	161	APPALACHIAN	APP
8	CHATTANOOGA	CHAT	2	ARIZONA	ARIZ
9	CINCINNATI	CIN	3	ARIZONA ST	AZ-ST
10	COLGATE	COLG	146	ARK STATE	AR-ST
11	DREXEL	DREX	4	ARKANSAS	ARK
12	FLA INTL	FLA-I	147	AUBURN	AUB
13	FLORIDA	FLA	65	AUSTIN PEAY	AUS-P
14	GEORGETOWN	GTWN	5	BALL STATE	BALL
15	GONZAGA	GONZ	218	BELMONT	BELM
16	ILLINOIS	ILL	66	BOSTON COL	BC
17	INDIANA	IND	98	BOSTON U	BOS
18	IOWA STATE	IA-ST	67	BRADLEY	BRAD
19	KANSAS	KAN	210	BUCKNELL	BUCK
20	KENTUCKY	KENT	99	BUTLER	BUT
21	LONG BCH ST	LB-ST	6	BYU	BYU
22	LOUISVILLE	LOU	68	CALIFORNIA	CAL
23	MANHATTAN	MANH	69	CANISIUS	CANI
24	MARYLAND	MD	162	CEN CONN ST	C-CON
25	MEMPHIS	MEM	193	CEN MICH	C-MI
26	MIAMI OHIO	MI-OH	70	CENTRAL FLA	C-FLA
27	MICHIGAN	MICH	100	CHARLESTN S	CHA-S
28	MICHIGAN ST	MI-ST	7	CHARLOTTE	CHAR
29	MINNESOTA	MINN	8	CHATTANOOGA	CHAT
30	MISSOURI	MO	9	CINCINNATI	CIN
31	MISSISSIPPI ST	MS-ST	71	CLEMSON	CLEM
32	MT ST MARY	MSMY	101	COL CHARLST	C-CHA
33	MURRAY ST	MURR	10	COLGATE	COLG
34	N CAROLINA	UNC	102	COLORADO	COL
35	NC A&T	NC-AT	194	COLORADO ST	CO-ST
36	NICHOLS ST	NICH	103	COPPIN ST	COPN
37	OKLAHOMA	OK	148	CREIGHTON	CRE
38	OKLAHOMA ST	OK-ST	177	CS NRTHRDG	CSUN
39	OLD DOM	O-DOM	122	DAVIDSON	DAV
40	OREGON	ORE	163	DAYTON	DAY
41	PENN	PENN	123	DELAWARE	DEL
42	PURDUE	PUR	211	DELEWARE ST	DE-ST
43	SANTA CLARA	S-CLA	164	DEPAUL	DEP
44	SO ILLINOIS	S-ILL	124	DETROIT	DET
45	ST LOUIS	STL	11	DREXEL	DREX
46	ST PETERS	ST-PE	72	DUKE	DUKE
47	STANFORD	STAN	195	E TENN ST	ETSU
48	SYRACUSE	SYR	178	EA ILLINOIS	E-ILL
49	TEMPLE	TEM	212	EA KENTUCKY	E-KY
50	TEXAS	TEX	73	EA MICHIGAN	E-MI
51	TEXAS SO	TEX-S	205	EA WASH	E-WA
52	TULANE	TULN	149	EVANSVILLE	EVAN
53	TULSA	TULS	104	FAIRFIELD	FFLD
54	U CONN	CONN	125	FDU TEANECK	FDU-T

HWCi NCAA POOL - NCAA TEAM WHO'S WHO

TEAMS SORTED BY ID NUMBER			TEAMS SORTED BY SHORT NAME		
ID#	TEAM (11)	Abbr	ID#	TEAM (11)	Abbr
55	U MASS	MASS	12	FLA INTL	FLA-I
56	UCLA	UCLA	13	FLORIDA	FLA
57	UTAH	UTAH	150	FLORIDA A&M	FL-AM
58	VILLANOVA	NOVA	186	FLORIDA ATL	FLA-A
59	VIRGINIA	VIR	126	FLORIDA ST	FL-ST
60	WAKE FOREST	WAKE	165	FRESNO ST	FRES
61	WE KENTUCKY	W-KY	74	GA TECH	GA-T
62	WEBER ST	WEB	151	GEO MASON	GE-MA
63	WIS GRN BAY	WI-GB	75	GEO WASH	GE-WA
64	XAVIER	XAV	14	GEORGETOWN	GTWN
65	AUSTIN PEAY	AUS-P	76	GEORGIA	GA
66	BOSTON COL	BC	179	GEORGIA ST	GA-ST
67	BRADLEY	BRAD	15	GONZAGA	GONZ
68	CALIFORNIA	CAL	180	HAMPTON	HAMP
69	CANISIUS	CANI	181	HAWAII	HAW
70	CENTRAL FLA	C-FLA	166	HOFSTRA	HOF
71	CLEMSON	CLEM	182	HOLY CROSS	HOLY
72	DUKE	DUKE	127	ILL CHICAGO	ILL-C
73	EA MICHIGAN	E-MI	16	ILLINOIS	ILL
74	GA TECH	GA-T	105	ILLINOIS ST	IL-ST
75	GEO WASH	GE-WA	17	INDIANA	IND
76	GEORGIA	GA	167	INDIANA ST	IN-ST
77	IOWA	IOWA	128	IONA	IONA
78	KANSAS ST	KS-ST	77	IOWA	IOWA
79	MARQUETTE	MARQ	18	IOWA STATE	IA-ST
80	MISS VALLEY	MS-VY	196	IUPUI	IUPU
81	MONMOUTH	MONM	106	JACKSON ST	JACK
82	MONTANA ST	MT-ST	19	KANSAS	KAN
83	NE LOUISIANA	NE-LA	78	KANSAS ST	KS-ST
84	NEW MEXICO	N-MEX	152	KENT ST	KE-ST
85	NEW ORLEANS	N-ORL	20	KENTUCKY	KENT
86	NO ILLINOIS	N-ILL	168	LA LAFYTT	LA-LF
87	PENN STATE	PA-ST	153	LAFAYETTE	LAF
88	PORTLAND	PORT	169	LAMAR	LAMR
89	PRINCETON	PRIN	206	LIBERTY	LIB
90	S CRLNA ST	SC-ST	21	LONG BCH ST	LB-ST
91	SAN JOSE ST	SJSU	107	LONG ISLAND	LONG
92	TEXAS TECH	TEX-T	22	LOUISVILLE	LOU
93	UNC GREENSB	UNC-G	170	LSU	LSU
94	VA COMMONW	VA-CM	23	MANHATTAN	MANH
95	VA TECH	VIR-T	79	MARQUETTE	MARQ
96	VALPARAISO	VALP	24	MARYLAND	MD
97	WE CAROLINA	W-CAR	187	MCNEESE ST	MCNE
98	BOSTON U	BOS	25	MEMPHIS	MEM
99	BUTLER	BUT	129	MIAMI FLA	MI-FL
100	CHARLESTN S	CHA-S	26	MIAMI OHIO	MI-OH
101	COL CHARLST	C-CHA	27	MICHIGAN	MICH
102	COLORADO	COL	28	MICHIGAN ST	MI-ST
103	COPPIN ST	COPN	29	MINNESOTA	MINN
104	FAIRFIELD	FFLD	80	MISS VALLEY	MS-VY
105	ILLINOIS ST	IL-ST	30	MISSOURI	MO
106	JACKSON ST	JACK	31	MISSPPI ST	MS-ST
107	LONG ISLAND	LONG	81	MONMOUTH	MONM
108	MONTANA	MONT	108	MONTANA	MONT

HWC NCAA POOL - NCAA TEAM WHO'S WHO

TEAMS SORTED BY ID NUMBER			TEAMS SORTED BY SHORT NAME		
ID#	TEAM (11)	Abbr	ID#	TEAM (11)	Abbr
109	NAVY	NAVY	82	MONTANA ST	MT-ST
110	OLE MISS	MISS	32	MT ST MARY	MSMY
111	PACIFIC	PAC	33	MURRAY ST	MURR
112	PROVIDENCE	PROV	34	N CAROLINA	UNC
113	RHODE ISL	RI	109	NAVY	NAVY
114	S ALABAMA	S-ALA	35	NC A&T	NC-AT
115	S CAROLINA	S-CAR	188	NC STATE	NC-ST
116	SO CALIF	USC	83	NE LOUISIANA	NE-LA
117	ST JOSEPHS	ST-JO	130	NEBRASKA	NEB
118	ST MARYS	ST-M	207	NEVADA	NEV
119	SW TEX ST	SW-TX	154	NEW MEX ST	NM-ST
120	VANDERBILT	VAND	84	NEW MEXICO	N-MEX
121	WISCONSIN	WIS	85	NEW ORLEANS	N-ORL
122	DAVIDSON	DAV	213	NIAGARA	NIAG
123	DELAWARE	DEL	36	NICHOLS ST	NICH
124	DETROIT	DET	131	NO ARIZONA	N-ARI
125	FDU TEANECK	FDU-T	86	NO ILLINOIS	N-ILL
126	FLORIDA ST	FL-ST	208	NO IOWA	N-IA
127	ILL CHICAGO	ILL-C	183	NOTRE DAME	ND
128	IONA	IONA	184	NW STATE	NW-ST
129	MIAMI FLA	MI-FL	214	OAKLAND	OAK
130	NEBRASKA	NEB	215	OHIO	OHIO
131	NO ARIZONA	N-ARI	155	OHIO STATE	OH-ST
132	PRAIRIE VW	PR-VW	37	OKLAHOMA	OK
133	RADFORD	RADF	38	OKLAHOMA ST	OK-ST
134	RICHMOND	RICH	39	OLD DOM	O-DOM
135	SN FRAN	SF	110	OLE MISS	MISS
136	ST JOHNS	ST-JN	219	ORAL ROB	ORU
137	TCU	TCU	40	OREGON	ORE
138	TENNESSEE	TENN	111	PACIFIC	PAC
139	UNLV	UNLV	41	PENN	PENN
140	UTAH ST	UT-ST	87	PENN STATE	PA-ST
141	W VIRGINIA	W-VIR	171	PEPPERDINE	PEP
142	WASHINGTON	WASH	189	PITTSBURGH	PIT
143	WE MICHIGAN	W-MI	88	PORTLAND	PORT
144	ALA BIRM	ALA-B	132	PRAIRIE VW	PR-VW
145	ALCORN ST	ALCO	89	PRINCETON	PRIN
146	ARK STATE	AR-ST	112	PROVIDENCE	PROV
147	AUBURN	AUB	42	PURDUE	PUR
148	CREIGHTON	CRE	133	RADFORD	RADF
149	EVANSVILLE	EVAN	113	RHODE ISL	RI
150	FLORIDA A&M	FL-AM	134	RICHMOND	RICH
151	GEO MASON	GE-MA	114	S ALABAMA	S-ALA
152	KENT ST	KE-ST	115	S CAROLINA	S-CAR
153	LAFAYETTE	LAF	90	S CRLNA ST	SC-ST
154	NEW MEX ST	NM-ST	197	SAM HOU ST	SAM-H
155	OHIO STATE	OH-ST	156	SAMFORD	SAMF
156	SAMFORD	SAMF	198	SAN DIEGO	USD
157	SIENNA	SIEN	91	SAN JOSE ST	SJSU
158	SW MO ST	SW-MO	43	SANTA CLARA	S-CLA
159	TEX SAN ANT	TX-SA	172	SE MO ST	SE-MO
160	WINTHROP	WINT	216	SEA LA	SE-LA
161	APPALACHIAN	APP	173	SETON HALL	SET
162	CEN CONN ST	C-CON	157	SIENNA	SIEN

HWC NCAA POOL - NCAA TEAM WHO'S WHO

TEAMS SORTED BY ID NUMBER			TEAMS SORTED BY SHORT NAME		
ID#	TEAM (11)	Abbr	ID#	TEAM (11)	Abbr
163	DAYTON	DAY	190	SN DIEGO ST	SDSU
164	DEPAUL	DEP	135	SN FRAN	SF
165	FRESNO ST	FRES	116	SO CALIF	USC
166	HOFSTRA	HOF	44	SO ILLINOIS	S-ILL
167	INDIANA ST	IN-ST	185	SO UTAH	S-UT
168	LA LAFYTTTE	LA-LF	220	SOUTHERN U	SO-U
169	LAMAR	LAMR	174	ST BNVNTR	ST-B
170	LSU	LSU	136	ST JOHNS	ST-JN
171	PEPPERDINE	PEP	117	ST JOSEPHS	ST-JO
172	SE MO ST	SE-MO	45	ST LOUIS	STL
173	SETON HALL	SET	118	ST MARYS	ST-M
174	ST BNVNTR	ST-B	46	ST PETERS	ST-PE
175	UNC WLMGTN	UNC-W	47	STANFORD	STAN
176	ALABAMA ST	AL-ST	158	SW MO ST	SW-MO
177	CS NRTHRDG	CSUN	119	SW TEX ST	SW-TX
178	EA ILLINOIS	E-ILL	48	SYRACUSE	SYR
179	GEORGIA ST	GA-ST	137	TCU	TCU
180	HAMPTON	HAMP	49	TEMPLE	TEM
181	HAWAII	HAW	138	TENNESSEE	TENN
182	HOLY CROSS	HOLY	159	TEX SAN ANT	TX-SA
183	NOTRE DAME	ND	50	TEXAS	TEX
184	NW STATE	NW-ST	221	TEXAS A&M	TX-AM
185	SO UTAH	S-UT	51	TEXAS SO	TEX-S
186	FLORIDA ATL	FLA-A	92	TEXAS TECH	TEX-T
187	MCNEESE ST	MCNE	199	TROY ST	TROY
188	NC STATE	NC-ST	52	TULANE	TULN
189	PITTSBURGH	PIT	53	TULSA	TULS
190	SN DIEGO ST	SDSU	54	U CONN	CONN
191	UC SANTA B	UCSB	55	U MASS	MASS
192	WYOMING	WYO	191	UC SANTA B	UCSB
193	CEN MICH	C-MI	56	UCLA	UCLA
194	COLORADO ST	CO-ST	200	UNC ASHVILLE	UNC-A
195	E TENN ST	ETSU	93	UNC GREENSB	UNC-G
196	IUPUI	IUPU	175	UNC WLMGTN	UNC-W
197	SAM HOU ST	SAM-H	139	UNLV	UNLV
198	SAN DIEGO	USD	57	UTAH	UTAH
199	TROY ST	TROY	140	UTAH ST	UT-ST
200	UNC ASHVILLE	UNC-A	209	UTEP	UTEP
201	VERMONT	VT	94	VA COMMONW	VA-CM
202	WAGNER	WAG	95	VA TECH	VIR-T
203	WIS MILW	WI-MW	96	VALPARAISO	VALP
204	AIR FORCE	AIR-F	120	VANDERBILT	VAND
205	EA WASH	E-WA	201	VERMONT	VT
206	LIBERTY	LIB	58	VILLANOVA	NOVA
207	NEVADA	NEV	59	VIRGINIA	VIR
208	NO IOWA	N-IA	141	W VIRGINIA	W-VIR
209	UTEP	UTEP	202	WAGNER	WAG
210	BUCKNELL	BUCK	60	WAKE FOREST	WAKE
211	DELEWARE ST	DE-ST	142	WASHINGTON	WASH
212	EA KENTUCKY	E-KY	97	WE CAROLINA	W-CAR
213	NIAGARA	NIAG	61	WE KENTUCKY	W-KY
214	OAKLAND	OAK	143	WE MICHIGAN	W-MI
215	OHIO	OHIO	62	WEBER ST	WEB
216	SEA LA	SE-LA	222	WICHITA ST	WICH


HWC NCAA POOL - NCAA TEAM WHO'S WHO

TEAMS SORTED BY ID NUMBER			TEAMS SORTED BY SHORT NAME		
ID#	TEAM (11)	Abbr	ID#	TEAM (11)	Abbr
217	ALBANY	ALB	160	WINTHROP	WINT
218	BELMONT	BELM	63	WIS GRN BAY	WI-GB
219	ORAL ROB	ORU	203	WIS MILW	WI-MW
220	SOUTHERN U	SO-U	121	WISCONSIN	WIS
221	TEXAS A&M	TX-AM	192	WYOMING	WYO
222	WICHITA ST	WICH	64	XAVIER	XAV



POOL
entrants
inFOrmation





POOL ENTRANT STATISTICS


ENTRIES / TOTAL: 204 / 601
Qualify => 5 (46)

Table with columns: YEAR, ID#, FIRST NAME, LAST NAME, LI(#), FIRST NICKNAME, YR, PTS, PL, PPT, WT, 1W, 2W, 3W, 4W, 5W, 6W, TW, TL, WIN%, PL-AV, PPT-AV, WT-AV, AVERAGE (PT(192), 1W(32), 2W(16), 3W(8), 4W(4), 5W(2), 6W(1), TW(63)).




ENTRIES / TOTAL: 204 / 601
 Qualify => 5 (46)

YEAR	ID#	FIRST NAME	LAST NAME	LI (F)	FIRST NICKNAME	YR	HIGHS / LOWS																ELIMINATED FROM MONEY (Ex: E2 = End 2nd Rnd)										FINAL FOUR														
							YEAR		PTS		PL		PPT		WT		1W		2W		3W		4W		5W		TW		WIN%		22.5%	14.6%	11.5%	10.0%	7.5%	4.0%	7.5%	18.1%	39.6%	31.8%	10.1%	0.3%					
							First	Last	LO	HI	LO	HI	LO	HI	LO	HI	LO	HI	LO	HI	LO	HI	LO	HI	LO	HI	LO	HI	LO	HI	LO	HI	AV	e2nd	m3rd	e3rd	m4th	e4th	e5th	e6th	Win	LO	HI	AV	Q4	1/4	2/4
2000	72	John	Casey	C (1)	Junie	7	2000	2006	90	119	3	61	15	83	0.24	0.98	21	25	6	12	2	6	0	2	0	1	34	42	54.0%	66.7%	2	2	0	1	1	0	0	1	2.0	6.0	3.2	1	3	3	0	0	1.3
2003	135	John	Bloomer	B (1)	Bloomers123	1	2003		101	27	27	37			0.59		28	28	11	3	0	0	0	0	0	42		66.7%										3.0	3.0						0.0		



POOL ENTRANTS YEAR-BY-YEAR




MULTIPLE ENTRIES STATISTICS

Here are the all-time HWCI NCAA Pool results for those who have entered more than once in a season. The first table shows the Individual Results of each person (years won / total number of times entered more than once). The second table shows the year-by-year results of each pool showing the number of people who have entered twice or three times (the max) and if any people have won. As you can see, people have entered at least twice 49 times, winning something only 7 times (14.3%). Also, of the 49 times someone has entered more than once, only twice has that person won on their 2nd or 3rd entry. The third table shows year-by-year every person who has entered more than one entry and the results of their effort.

INDIVIDUAL RESULTS					
ID (1)	FIRST NAME	LI	Win/Tot	Pct.	ID (T)
101	Darryn	B	0 / 2	0.0%	1017
79	Troy	B	0 / 5	0.0%	1010
1	Fernando	B	0 / 2	0.0%	1007
72	John	C	0 / 3	0.0%	1011
75	Robinson	C	2 / 6	33.3%	1008
67	Bing	F	0 / 1	0.0%	1012
3	David	F	0 / 1	0.0%	1001
50	Bob	G	0 / 2	0.0%	1018
26	Tuan	H	0 / 2	0.0%	1003
114	Keith	J	0 / 1	0.0%	1022
41	Jon	K	0 / 1	0.0%	1019
5	Alvin	K	0 / 1	0.0%	1004
12	Dennis	K	0 / 1	0.0%	1002
91	Barry	K	0 / 1	0.0%	1013
66	Michael	K	0 / 1	0.0%	1009
47	Gareth	M	1 / 1	100.0%	1006
120	Jason	M	0 / 1	0.0%	1014
144	John	S	0 / 2	0.0%	1020
56	Cliff	T	0 / 4	0.0%	1015
4	Scott	T	3 / 6	50.0%	1005
133	Roy	W	1 / 1	100.0%	1021
134	Brian	Z	0 / 4	0.0%	1016
			7 of 49	14.3%	

YEAR-BY-YEAR RESULTS							
	2-ENT	3-ENT	OVERALL	WINNING ENTRY(S)	CUM ENT	ALL	% ALL
2006	0 / 6	0 / 1	0 of 7	(none)	0 of 15	85	17.6%
2005	1 / 7	1 / 1	2 of 8	Rbnsn C-2, Roy W-1	2 of 17	82	20.7%
2004	0 / 8	0 / 1	0 of 9	(none)	0 of 19	79	24.1%
2003	0 / 3	0 / 1	0 of 4	(none)	0 of 9	63	14.3%
2002	1 / 8	0 / 1	1 of 9	Scott T-1	1 of 19	80	23.8%
2001	0 / 3	1 / 1	1 of 4	Robinson C-1	1 of 9	59	15.3%
2000	1 / 1	0 / 0	1 of 1	Scott T-1	1 of 2	36	5.6%
1999	2 / 2	0 / 0	2 of 2	Scott T-2, Gareth M-1	2 of 4	36	11.1%
1998	0 / 1	0 / 0	0 of 1	(none)	0 of 2	28	7.1%
1997	0 / 3	0 / 0	0 of 3	(none)	0 of 6	22	27.3%
1996	0 / 1	0 / 0	0 of 1	(none)	0 of 2	19	10.5%
1995	0 / 0	0 / 0	0 of 0	(none)	0 of 0	12	0.0%
	5 of 43	2 of 6	7 of 49		7 of 104	601	17.3%
	11.6%	33.3%	14.3%		6.7%		



MULTIPLE ENTRIES YEAR-BY-YEAR

INDIVIDUAL YEAR-BY-YEAR RESULTS

ID#	FIRST NAME	LI	NICKNAME	PTS	PL	CH-PK	1W	2W	3W	4W	5W	6W	TW	TL	WIN%	PT-PK	NOTES
2006																	
81	Robinson	C (2)	Flip Fighters	128	1	UNC	25	10	5	2	2	0	44	19	69.8%	96	
82	Robinson	C (3)	Rob's Addiction	80	79	WAKE	22	6	3	1	0	0	32	31	50.8%	100	
75	Robinson	C (1)	Team Samurai	76	80	OK-ST	17	8	3	1	0	0	29	34	46.0%	92	
	Cliff	T (1)	Krispy Kremer	120	3	UNC	26	10	3	3	1	0	43	20	68.3%	147	
	Cliff	T (2)	Krispy Kremer Seconds	123	10	ILL	25	9	3	3	2	0	42	21	66.7%	162	
148	Brian	Z (2)	Stretch	120	16	ILL	26	8	4	2	2	0	42	21	66.7%	112	
134	Brian	Z (1)	Zippy	88	72	DUKE	23	8	3	1	0	0	35	28	55.6%	119	
50	Bob	G (1)	Cobi's Crusaders	106	19	UNC	23	8	4	2	1	0	38	25	60.3%	131	
161	Bob	G (2)	Leah's Leap of Faith	109	28	ILL	25	11	3	1	1	0	41	22	65.1%	144	Won tiebreaker
4	Scott	T (1)	The FabOneOne	108	30	ILL	24	8	2	2	2	0	38	25	60.3%	144	Won tiebreaker
46	Scott	T (2)	Faith Manages	86	75	WAKE	21	6	3	1	1	0	32	31	50.8%	154	
103	Troy	B (2)	St.PaulCrotchPoppers	97	49	WAKE	24	7	4	2	0	0	37	26	58.7%	155	
79	Troy	B (1)	Troy Soldiers 2	87	73	OK-ST	26	9	2	0	0	0	37	26	58.7%	145	Won tiebreaker
104	John	C (2)	MKULTRA	93	60	WAKE	24	9	3	1	0	0	37	26	58.7%	140	Won tiebreaker
72	John	C (1)	JINX	93	61	ILL	23	7	3	1	1	0	35	28	55.6%	128	
172	John	S (2)	Mr. Wizard - Dos	90	66	DUKE	22	6	2	2	1	0	33	30	52.4%	145	Won 3-way tie
144	John	S (1)	Mr. Wizard - Uno	89	69	KENT	23	7	4	1	0	0	35	28	55.6%	145	

ID#	FIRST NAME	LI	NICKNAME	PTS	PL	CH-PK	1W	2W	3W	4W	5W	6W	TW	TL	WIN%	PT-PK	NOTES
2005																	
81	Robinson	C (2)	Flip Fighters	140	1	UNC	25	10	5	2	2	1	45	18	71.4%	96	
82	Robinson	C (3)	Rob's Addiction	80	79	WAKE	22	6	3	1	0	0	32	31	50.8%	100	
75	Robinson	C (1)	Team Samurai	76	80	OK-ST	17	8	3	1	0	0	29	34	46.0%	92	
133	Roy	W (1)	Krispy Kremer	132	3	UNC	26	10	3	3	1	1	44	19	69.8%	147	
190	Roy	W (2)	Krispy Kremer Seconds	123	10	ILL	25	9	3	3	2	0	42	21	66.7%	162	
148	Brian	Z (2)	Stretch	120	16	ILL	26	8	4	2	2	0	42	21	66.7%	112	
134	Brian	Z (1)	Zippy	88	72	DUKE	23	8	3	1	0	0	35	28	55.6%	119	
50	Bob	G (1)	Cobi's Crusaders	118	19	UNC	23	8	4	2	1	1	39	24	61.9%	131	
161	Bob	G (2)	Leah's Leap of Faith	109	28	ILL	25	11	3	1	1	0	41	22	65.1%	144	Won tiebreaker
4	Scott	T (1)	The FabOneOne	108	30	ILL	24	8	2	2	2	0	38	25	60.3%	144	Won tiebreaker
46	Scott	T (2)	Faith Manages	86	75	WAKE	21	6	3	1	1	0	32	31	50.8%	154	
103	Troy	B (2)	St.PaulCrotchPoppers	97	49	WAKE	24	7	4	2	0	0	37	26	58.7%	155	
79	Troy	B (1)	Troy Soldiers 2	87	73	OK-ST	26	9	2	0	0	0	37	26	58.7%	145	Won tiebreaker
104	John	C (2)	MKULTRA	93	60	WAKE	24	9	3	1	0	0	37	26	58.7%	140	Won tiebreaker
72	John	C (1)	JINX	93	61	ILL	23	7	3	1	1	0	35	28	55.6%	128	
172	John	S (2)	Mr. Wizard - Dos	90	66	DUKE	22	6	2	2	1	0	33	30	52.4%	145	Won 3-way tie
144	John	S (1)	Mr. Wizard - Uno	89	69	KENT	23	7	4	1	0	0	35	28	55.6%	145	

2007 HWC/NCAA TOURNAMENT POOL RECORD BOOK
 HWC/NCAA POOL- INDIVIDUAL MULTIPLE RESULTS (1995-2005)

ID#	FIRST NAME	LI	NICKNAME	PTS	PL	CH-PK	1W	2W	3W	4W	5W	6W	TW	TL	WIN%	PT-PK	NOTES
2004																	
103	Troy	B (2)	Shibby Shake	117	13	OK-ST	24	9	4	3	1	0	41	22	65.1%	145	
79	Troy	B (1)	TroySoldiers	77	74	PITT	24	7	2	0	0	0	33	30	52.4%	141	Won tiebreaker
75	Robinson	C (1)	Team Samurai	116	14	KENT	24	10	3	3	1	0	41	22	65.1%	122	
81	Robinson	C (2)	Jedi Master Rob	112	20	OK-ST	28	8	5	2	0	0	43	20	68.3%	135	
82	Robinson	C (3)	Samurai Jack	89	67	STAN	22	11	3	0	0	0	36	27	57.1%	127	
151	Darryn	B (2)	Eldo	114	15	DUKE	24	8	4	3	1	0	40	23	63.5%	153	Won tiebreaker
101	Darryn	B (1)	Big Luther	110	23	ARIZ	25	6	4	3	1	0	39	24	61.9%	170	Tied
161	Bob	G (2)	Martha's Inside Picks	111	22	OK-ST	25	9	4	3	0	0	41	22	65.1%	130	
50	Bob	G (1)	Bruins Suck	108	26	STAN	27	10	3	2	0	0	42	21	66.7%	136	Won tiebreaker
134	Brian	Z (1)	Zippy	107	28	DUKE	26	9	4	2	0	0	41	22	65.1%	121	
148	Brian	Z (2)	Stretch	105	35	STAN	26	9	5	1	0	0	41	22	65.1%	112	
130	Cliff	T (2)	MrDucky	106	29	DUKE	24	8	4	3	0	0	39	24	61.9%	155	Won 4-way; tied
56	Cliff	T (1)	MrLucky	100	43	KENT	24	8	4	2	0	0	38	25	60.3%	157	
41	Jon	K (1)	UtahPix	106	29	DUKE	25	8	5	2	0	0	40	23	63.5%	155	Won 4-way; tied
166	Jon	K (2)	UtahPixTheTree	97	52	STAN	25	7	5	1	0	0	38	25	60.3%	155	Won 3-way; tied
104	John	C (2)	West Coast Bias	95	56	STAN	25	9	3	1	0	0	38	25	60.3%	135	Won tiebreaker
72	John	C (1)	Jinx	92	61	STAN	25	10	3	0	0	0	38	25	60.3%	143	Won 3-way tie
144	John	S (1)	Mr. Wizard	95	57	STAN	28	9	3	0	0	0	40	23	63.5%	133	
172	John	S (2)	Mr. Wizard Too	92	62	KENT	25	6	3	2	0	0	36	27	57.1%	141	
2003																	
134	Brian	Z (1)	Zippy	116	6	ARIZ	28	10	6	1	0	0	45	18	71.4%	132	Won tiebreaker
148	Brian	Z (2)	Stretch	115	8	OK	24	11	5	1	1	0	42	21	66.7%	142	
82	Robinson	C (2)	Bomb Saddam	113	10	KAN	25	11	4	1	1	0	42	21	66.7%	119	
81	Robinson	C (3)	Nuke Baghdad	94	44	ARIZ	24	8	4	1	0	0	37	26	58.7%	109	
75	Robinson	C (1)	Team Samurai	72	63	KENT	22	8	1	0	0	0	31	32	49.2%	129	
103	Troy	B (2)	ASUWERE	96	36	OK	23	8	3	1	1	0	36	27	57.1%	163	Won 3-way tie
79	Troy	B (1)	Tabby	94	41	KENT	24	8	4	1	0	0	37	26	58.7%	172	Won 4-way tie
56	Cliff	T (1)	Mino	95	40	KENT	21	9	5	1	0	0	36	27	57.1%	127	
130	Cliff	T (2)	LuckyLuck	92	48	KENT	21	10	5	0	0	0	36	27	57.1%	127	
2002																	
4	Scott	T (1)	The Fabon8er	139	1	MD	24	11	5	3	1	1	45	18	71.4%	144	
46	Scott	T (2)	Free Fabone	110	23	KAN	24	8	5	3	0	0	40	23	63.5%	144	Won 4-way tie
91	Barry	K (1)	Madpro	121	6	DUKE	24	9	5	3	1	0	42	21	66.7%	176	
118	Barry	K (2)	Madpro#2	113	18	MD	22	7	4	2	1	1	37	26	58.7%	174	
105	John	C (2)	Free Jinx	120	9	DUKE	25	10	5	2	1	0	43	20	68.3%	163	
72	John	C (1)	Jinx	90	60	KAN	22	6	4	2	0	0	34	29	54.0%	157	
67	Bing	F (1)	Bingo	119	11	MD	24	9	3	2	1	1	40	23	63.5%	156	
108	Bing	F (2)	Bazie	110	25	ARIZ	24	10	3	2	1	0	40	23	63.5%	152	
130	Cliff	T (2)	CMT Two	111	22	MD	21	9	4	1	1	1	37	26	58.7%	164	
56	Cliff	T (1)	CMT One	107	31	ARIZ	25	9	4	1	1	0	40	23	63.5%	157	
75	Robinson	C (1)	Team Samurai II	108	27	DUKE	21	10	4	2	1	0	38	25	60.3%	130	Won 3-way tie
82	Robinson	C (3)	The Notorious RBC	100	42	KAN	22	8	5	2	0	0	37	26	58.7%	145	
81	Robinson	C (2)	Flip Fighters	99	43	MD	22	7	2	1	1	1	34	29	54.0%	126	Won 4-way tie
104	Troy	B (2)	Ybbat	105	33	KAN	22	9	4	3	0	0	38	25	60.3%	131	Won tiebreaker
79	Troy	B (1)	Tabby	76	74	CIN	19	8	2	1	0	0	30	33	47.6%	137	
121	Jason	M (2)	Matsuura Two	97	47	UCLA	24	9	2	1	1	0	37	26	58.7%	157	Won tiebreaker
120	Jason	M (1)	Matsuura One	96	49	DUKE	24	10	3	1	0	0	38	25	60.3%	160	
80	Fernando	B (2)	Free Bix Pix	95	50	ALAB	23	9	4	1	0	0	37	26	58.7%	141	
1	Fernando	B (1)	Bix Pix	73	75	DUKE	19	7	2	1	0	0	29	34	46.0%	143	

ID#	FIRST NAME	LI	NICKNAME	PTS	PL	CH-PK	1W	2W	3W	4W	5W	6W	TW	TL	WIN%	PT-PK	NOTES
2001																	
75	Robinson	C (1)	Team Samurai	146	1	DUKE	23	10	6	3	2	1	45	18	71.4%	155	
82	Robinson	C (3)	He Hate Me Too	110	29	GONZ	21	12	5	2	0	0	40	23	63.5%	169	
81	Robinson	C (2)	Benz, No CD	97	46	ARIZ	22	9	3	1	1	0	36	27	57.1%	167	
80	Fernando	B (2)	Free Bix Pix	129	7	DUKE	22	11	5	2	1	1	42	21	66.7%	148	Tied
1	Fernando	B (1)	Bigspiderbeck	98	42	UCLA	20	10	4	2	0	0	36	27	57.1%	152	Won tiebreaker
92	Michael	K (2)	MikeKraz2	129	9	DUKE	19	9	6	2	2	1	39	24	61.9%	146	
66	Michael	K (1)	MikeKraz	106	34	STAN	22	10	5	2	0	0	39	24	61.9%	145	
46	Scott	T (2)	Free Fabone	120	16	DUKE	19	10	5	2	1	1	38	25	60.3%	144	Tied 3-Way
4	Scott	T (1)	The Fabone 7	120	16	STAN	22	10	5	3	1	0	41	22	65.1%	144	Tied 3-Way

ID#	FIRST NAME	LI	NICKNAME	PTS	PL	CH-PK	1W	2W	3W	4W	5W	6W	TW	TL	WIN%	PT-PK	NOTES
2000																	
4	Scott	T (1)	The Fabone VI	113	3	MI-ST	27	7	3	1	1	1	40	23	63.5%	144	
46	Scott	T (2)	Free Fabone	98	14	DUKE	26	8	2	1	1	0	38	25	60.3%	144	

ID#	FIRST NAME	LI	NICKNAME	PTS	PL	CH-PK	1W	2W	3W	4W	5W	6W	TW	TL	WIN%	PT-PK	NOTES
1999																	
46	Scott	T (2)	Free Fabone	137	2	CONN	22	9	5	3	2	1	42	21	66.7%	144	
4	Scott	T (1)	The Fabone V	113	10	DUKE	23	9	5	2	1	0	40	23	63.5%	144	Won tiebreaker
47	Gareth	M (1)	Carseroni	120	3	DUKE	23	8	4	3	2	0	40	23	63.5%	178	
61	Gareth	M (2)	Majerus for SDSU	86	34	DUKE	23	6	2	1	1	0	33	30	52.4%	156	

ID#	FIRST NAME	LI	NICKNAME	PTS	PL	CH-PK	1W	2W	3W	4W	5W	6W	TW	TL	WIN%	PT-PK	NOTES
1998																	
26	Tuan	H (1)	Straight Butter	106	10	UNC	21	8	5	2	1	0	37	26	58.7%	164	
27	Tuan	H (2)	En Fuego	104	13	ARIZ	21	10	5	2	0	0	38	25	60.3%	165	


ID#	FIRST NAME	LI	NICKNAME	PTS	PL	CH-PK	1W	2W	3W	4W	5W	6W	TW	TL	WIN%	PT-PK	NOTES
1997																	
5	Alvin	K (1)	Bad Ass I	111	4	KAN	26	9	3	2	1	0	41	22	65.1%	151	
30	Alvin	K (2)	Bad Ass II	93	18	UNC	24	9	3	1	0	0	37	26	58.7%	155	
12	Dennis	K (1)	Lenny	107	6	KAN	25	7	4	2	1	0	39	24	61.9%	174	Won tiebreaker
25	Dennis	K (2)	Duke	99	12	KENT	26	7	3	1	1	0	38	25	60.3%	174	Won tiebreaker
26	Tuan	H (1)	Rhodes	97	14	KAN	25	7	3	1	1	0	37	26	58.7%	160	Won tiebreaker
27	Tuan	H (2)	Roderick	97	15	S-CAR	23	9	3	2	0	0	37	26	58.7%	155	

ID#	FIRST NAME	LI	NICKNAME	PTS	PL	CH-PK	1W	2W	3W	4W	5W	6W	TW	TL	WIN%	PT-PK	NOTES
1996																	
19	David	F (2)	Realistic Mobelfakta	113	11	MASS	20	11	7	2	0	0	40	23	63.5%	170	
3	David	F (1)	The Mighty Mobelfakta	106	16	UCLA	25	12	5	0	0	0	42	21	66.7%	170	

ID#	FIRST NAME	LI	NICKNAME	PTS	PL	CH-PK	1W	2W	3W	4W	5W	6W	TW	TL	WIN%	PT-PK	NOTES
1995																	
	(NONE)																

**TOURNAMENT
Team
inFORMATION**





NCAA TEAM STATISTICS

HWCI NCAA POOL - TEAM STATISTICS

Main table with columns: YEARS (12), SEED (16), RANK (64), HI, PREDICTED WINS, W6-W0, PREDICTED PERCENT CHOSEN (%), and HI. Rows list teams from 1996 to 2008, including Texas Tech, UNC Greensboro, VA Commonwealth, etc.

HWCI NCAA POOL - TEAM STATISTICS

#	YEARS (12)			SEED (16)			RANK (64)			ID	TEAM (11)	Abbr	HI	PREDICTED WINS							PREDICTED WINS							PREDICTED PERCENT CHOSEN (%)												
	FIRST	LAST	LO	HI	AV	LO	HI	AV	(121)					(84)	(134)	(159)	(199)	(265)	(319)	(601)	W6	W5	W4	W3	W2	W1	W0	TOT	W6	W5	W4	W3	W2	W1	W0	20.5%	14.3%	22.8%	30.6%	37.3%
5	2002	2006	10	3	7.8	42	20	28.0	188	NC STATE	NC-ST	0	0	5	15	60	149	160	389	0	0	0	0	2	0	9	1	49	12	40	7	48	0.0%	0.0%	1.3%	3.9%	15.4%	38.3%	41.1%	
5	2002	2006	9	2	4.4	19	7	12.6	189	PITTSBURGH	PIT	5	7	21	53	105	148	50	389	0	3	0	5	1	11	3	27	9	31	17	46	0	40	1.3%	1.8%	5.4%	13.6%	27.0%	38.0%	12.9%
2	2002	2006	13	11	12.0	39	39	39.0	190	SN DIEGO ST	SDSU	0	0	0	0	9	36	120	165	0	0	0	0	0	0	0	3	6	2	34	45	75	0.0%	0.0%	0.0%	0.0%	5.5%	21.8%	72.7%	
1	2002		14		14.0	51		51.0	191	UC SANTA B	UCSB	0	0	0	0	0	0	3	77	80	0	0	0	0	0	0	0	0	0	3	77	0.0%	0.0%	0.0%	0.0%	0.0%	3.8%	96.3%		
1	2002		11		11.0	55		55.0	192	WYOMING	WYO	0	0	0	0	0	1	79	80	80	0	0	0	0	0	0	0	1	79	0.0%	0.0%	0.0%	0.0%	1.3%	98.8%					
1	2003		11		11.0	54		54.0	193	CEN MICH	C-MI	0	0	0	0	0	15	48	63	63	0	0	0	0	0	0	0	15	48	0.0%	0.0%	0.0%	0.0%	23.8%	76.2%					
1	2003		14		14.0	57		57.0	194	COLORADO ST	CO-ST	0	0	0	0	0	0	63	63	63	0	0	0	0	0	0	0	0	0	63	0.0%	0.0%	0.0%	0.0%	0.0%	100.0%				
2	2003	2004	15	13	14.0	57	41	49.0	195	E TENN ST	ETSU	0	0	0	0	1	9	132	142	142	0	0	0	0	0	0	0	1	9	63	69	0.0%	0.0%	0.0%	0.0%	0.7%	6.3%	93.0%		
1	2003		16		16.0	57		57.0	196	IUPUI	IUPU	0	0	0	0	0	0	63	63	63	0	0	0	0	0	0	0	0	0	63	0.0%	0.0%	0.0%	0.0%	0.0%	100.0%				
1	2003		15		15.0	57		57.0	197	SAM HOU ST	SAM-H	0	0	0	0	0	0	63	63	63	0	0	0	0	0	0	0	0	0	63	0.0%	0.0%	0.0%	0.0%	0.0%	100.0%				
1	2003		13		13.0	42		42.0	198	SAN DIEGO	USD	0	0	0	0	3	10	50	63	63	0	0	0	0	3	10	50	0.0%	0.0%	0.0%	0.0%	4.8%	15.9%	79.4%						
1	2003		14		14.0	49		49.0	199	TROY ST	TROY	0	0	0	0	1	1	61	63	63	0	0	0	0	1	1	61	0.0%	0.0%	0.0%	0.0%	1.6%	1.6%	96.8%						
1	2003		16		16.0	57		57.0	200	UNC ASHVILLE	UNC-A	0	0	0	0	0	0	63	63	63	0	0	0	0	0	0	0	0	0	63	0.0%	0.0%	0.0%	0.0%	0.0%	100.0%				
3	2003	2005	16	13	14.7	58	45	53.3	201	VERMONT	VT	0	0	0	0	1	0	223	224	224	0	0	0	0	0	0	0	1	0	0	63	81	0.0%	0.0%	0.0%	0.0%	0.4%	0.0%	99.6%	
1	2003		15		15.0	57		57.0	202	WAGNER	WAG	0	0	0	0	0	0	63	63	63	0	0	0	0	0	0	0	0	0	63	0.0%	0.0%	0.0%	0.0%	0.0%	100.0%				
3	2003	2006	12	11	11.7	55	39	44.7	203	WIS MILW	WI-MW	0	0	0	0	6	65	159	230	230	0	0	0	0	0	0	0	4	14	32	49	61	0.0%	0.0%	0.0%	0.0%	2.6%	28.3%	69.1%	
2	2004	2006	13	11	12.0	49	31	40.0	204	AIR FORCE	AIR-F	0	0	0	1	2	11	150	164	164	0	0	0	0	0	0	1	1	1	1	10	67	83	0.0%	0.0%	0.0%	0.6%	1.2%	6.7%	91.5%
1	2004		15		15.0	58		58.0	205	EA WASH	E-WA	0	0	0	0	0	0	79	79	79	0	0	0	0	0	0	0	0	0	79	0.0%	0.0%	0.0%	0.0%	0.0%	100.0%				
1	2004		16		16.0	58		58.0	206	LIBERTY	LIB	0	0	0	0	0	0	79	79	79	0	0	0	0	0	0	0	0	0	79	0.0%	0.0%	0.0%	0.0%	0.0%	100.0%				
3	2004	2006	10	5	8.0	49	29	39.3	207	NEVADA	NEV	0	0	0	1	18	117	110	246	246	0	0	0	0	0	0	1	0	17	20	60	7	58	0.0%	0.0%	0.0%	0.4%	7.3%	47.6%	44.7%
3	2004	2006	14	10	11.7	54	36	45.7	208	NO IOWA	N-IA	0	0	0	1	1	29	215	246	246	0	0	0	0	0	0	1	0	1	0	20	64	78	0.0%	0.0%	0.0%	0.4%	0.4%	11.8%	87.4%
2	2004	2005	13	11	12.0	45	30	37.5	209	UTEP	UTEP	0	0	0	1	2	19	139	161	161	0	0	0	0	0	0	1	1	1	2	17	63	76	0.0%	0.0%	0.0%	0.6%	1.2%	11.8%	86.3%
2	2005	2006	14	9	11.5	57	32	44.5	210	BUCKNELL	BUCK	0	0	0	1	3	37	126	167	167	0	0	0	0	0	0	1	0	3	1	36	45	81	0.0%	0.0%	0.0%	0.6%	1.8%	22.2%	75.4%
1	2005		16		16.0	59		59.0	211	DELEWARE ST	DE-ST	0	0	0	0	0	0	82	82	82	0	0	0	0	0	0	0	0	0	82	0.0%	0.0%	0.0%	0.0%	0.0%	100.0%				
1	2005		15		15.0	59		59.0	212	EA KENTUCKY	E-KY	0	0	0	0	0	0	82	82	82	0	0	0	0	0	0	0	0	0	82	0.0%	0.0%	0.0%	0.0%	0.0%	100.0%				
1	2005		14		14.0	55		55.0	213	NIAGARA	NIAG	0	0	0	0	0	2	80	82	82	0	0	0	0	0	0	0	0	2	80	0.0%	0.0%	0.0%	0.0%	2.4%	97.6%				
1	2005		16		16.0	45		45.0	214	OAKLAND	OAK	0	0	0	0	1	0	81	82	82	0	0	0	0	0	1	0	81	0.0%	0.0%	0.0%	0.0%	1.2%	98.8%						
1	2005		13		13.0	44		44.0	215	OHIO	OHIO	0	0	0	0	1	3	78	82	82	0	0	0	0	0	1	3	78	0.0%	0.0%	0.0%	0.0%	1.2%	3.7%	95.1%					
1	2005		15		15.0	59		59.0	216	SEA LA	SE-LA	0	0	0	0	0	0	82	82	82	0	0	0	0	0	0	0	0	82	0.0%	0.0%	0.0%	0.0%	0.0%	100.0%					
1	2006		16		16.0	58		58.0	217	ALBANY	ALB	0	0	0	0	0	1	84	85	85	0	0	0	0	0	0	0	1	84	0.0%	0.0%	0.0%	0.0%	1.2%	98.8%					
1	2006		15		15.0	60		60.0	218	BELMONT	BELM	0	0	0	0	0	0	85	85	85	0	0	0	0	0	0	0	0	85	0.0%	0.0%	0.0%	0.0%	0.0%	100.0%					
1	2006		16		16.0	60		60.0	219	ORAL ROB	ORU	0	0	0	0	0	0	85	85	85	0	0	0	0	0	0	0	0	85	0.0%	0.0%	0.0%	0.0%	0.0%	100.0%					
1	2006		16		16.0	60		60.0	220	SOUTHERN U	SO-U	0	0	0	0	0	0	85	85	85	0	0	0	0	0	0	0	0	85	0.0%	0.0%	0.0%	0.0%	0.0%	100.0%					
1	2006		12		12.0	41		41.0	221	TEXAS A&M	TX-AM	0	0	0	0	4	20	61	85	85	0	0	0	0	4	20	61	0.0%	0.0%	0.0%	0.0%	4.7%	23.5%	71.8%						
1	2006		7		7.0	38		38.0	222	WICHITA ST	WICH	0	0	0	0	8	35	42	85	85	0	0	0	0	8	35	42	0.0%	0.0%	0.0%	0.0%	9.4%	41.2%	49.4%						

HWCi NCAA POOL - TEAM STATISTICS

NOTES:

E-East, EA-Eastern, N-North, NE-Northeastern, NO-Northern, NW-Northwestern, S-South, SE-Southeast, SEA-Southeastern, SO-Southern, SW-Southwest, W-West, WE-Western
ATL-Atlantic, BCH-Beach, COL-College, INTL-International, ISL-Island, MT-Mount, SN-San, ST(pre/mid)-Saint, ST(post)-State, U-University, VW-View
CS-Cal State, FDU-Fairleigh Dickinson Univ., LSU-Louisiana State Univ., TCU-Texas Christian Univ., UC-Univ. of California, UNC-Univ. of North Carolina, UTEP-Univ. of Texas-EI Paso
Regions: E/SE/MW/W (1995-1997), E/S/MW/W (1998-2003), Cities (2004-)
Does not include loser of 64v65 game (2001-)... Alabama A&M (2005), Lehigh (2004)

Table with columns for ID, TEAM (11), Abbr, and three main sections: ACTUAL CORRECT WINS, ACTUAL PLACEMENT, and WON/LOSS RECORDS. Each section contains statistics for various rounds (W6 to W0) including percentage of correct answers and placement, along with overall correct/possible and percentage correct. A final column shows win-loss records and percentage.

HWCi NCAA POOL - TEAM STATISTICS

ID	TEAM (11)	Abbr	ACTUAL CORRECT WINS													ACTUAL PLACEMENT										WON/LOSS RECORDS										
			W6	%	W5	%	W4	%	W3	%	W2	%	W1	%	W0	%	CORR	POSS	% CORR	W6	%	W5	%	W4	%	W3	%	W2	%	W1	%	W0	%	W-L	PCT.	
92	TEXAS TECH	TEX-T									23	42%	40	31%	15	20%	78	260	30.0%									2	50%	1	25%	1	25%	5-4	0.556	
93	UNC GREENSB	UNC-G													78	100%	78	78	100.0%												2	100%	0-2	0.000		
94	VA COMMONW	VA-CM													96	100%	96	98	98.0%												2	100%	0-2	0.000		
95	VA TECH	VIR-T										9	100%				9	19	47.4%											1	100%	1-1	0.500			
96	VALPARAISO	VALP									0	0%			252	91%	252	300	84.0%								1	14%			6	86%	2-7	0.222		
97	WE CAROLINA	W-CAR													19	100%	19	19	100.0%												1	100%	0-1	0.000		
98	BOSTON U	BOS													99	100%	99	102	97.1%												2	100%	0-2	0.000		
99	BUTLER	BUT									4	100%	11	38%	84	48%	99	208	47.6%								1	20%	1	20%	3	60%	3-5	0.375		
100	CHARLESTN S	CHA-S													22	100%	22	22	100.0%												1	100%	0-1	0.000		
101	COL CHARLST	C-CHA										3	13%	42	71%	45	86	52.3%											1	33%	2	67%	1-3	0.250		
102	COLORADO	COL										7	19%	33	69%	40	85	47.1%											1	50%	1	50%	1-2	0.333		
103	COPPIN ST	COPN													0		0	22	0.0%											1	100%			1-1	0.500	
104	FAIRFIELD	FFLD													22	100%	22	22	100.0%												1	100%	0-1	0.000		
105	ILLINOIS ST	IL-ST										16	84%	19	61%	35	50	70.0%											1	50%	1	50%	1-2	0.333		
106	JACKSON ST	JACK													58	100%	58	58	100.0%												2	100%	0-2	0.000		
107	LONG ISLAND	LONG													21	100%	21	22	95.5%												1	100%	0-1	0.000		
108	MONTANA	MONT										7	100%	184	70%	191	269	71.0%											1	25%	3	75%	1-4	0.200		
109	NAVY	NAVY													50	100%	50	50	100.0%												2	100%	0-2	0.000		
110	OLE MISS	MISS										30	65%	9	13%	68	67%	107	225	47.6%							1	20%	1	20%	3	60%	3-5	0.375		
111	PACIFIC	PAC										53	91%	99	50%	152	268	56.7%											2	50%	2	50%	2-4	0.333		
112	PROVIDENCE	PROV						0							54	81%	54	160	33.8%						1	33%				2	67%	3-3	0.500			
113	RHODE ISL	RI						0							32	70%	32	86	37.2%						1	33%				2	67%	3-3	0.500			
114	S ALABAMA	S-ALA													127	100%	127	135	94.1%											3	100%	0-3	0.000			
115	S CAROLINA	S-CAR													56	100%	56	129	43.4%											3	100%	0-3	0.000			
116	SO CALIF	USC						2	29%						13	32%	15	161	9.3%						1	33%				2	67%	3-3	0.500			
117	ST JOSEPHS	ST-JO						29	97%	10	26%	32	36%		25	47%	96	223	43.0%						1	25%	1	25%	1	25%	1	25%	6-4	0.600		
118	ST MARYS	ST-M													68	100%	68	104	65.4%											2	100%	0-2	0.000			
119	SW TEX ST	SW-TX													22	100%	22	22	100.0%											1	100%	0-1	0.000			
120	VANDERBILT	VAND										6	100%			19	35%	25	101	24.8%										1	50%	1	50%	2-2	0.500	
121	WISCONSIN	WIS				0	0%	5	45%	28	36%	78	29%		75	40%	186	542	34.3%						1	11%	1	11%	1	11%	2	22%	4	44%	11-9	0.550
122	DAVIDSON	DAV													189	100%	189	193	97.9%												3	100%	0-3	0.000		
123	DELAWARE	DEL													62	100%	62	64	96.9%												2	100%	0-2	0.000		
124	DETROIT	DET										10	100%				64	15.6%												2	100%			2-2	0.500	
125	FDU TEANECK	FDU-T													109	100%	109	110	99.1%													2	100%	0-2	0.000	
126	FLORIDA ST	FL-ST										2	100%				2	28	7.1%											1	100%			1-1	0.500	
127	ILL CHICAGO	ILL-C													172	100%	172	187	92.0%												3	100%	0-3	0.000		
128	IONA	IONA													190	100%	190	208	91.3%												4	100%	0-4	0.000		
129	MIAMI FLA	MI-FL									2	4%	1	2%	58	79%	61	180	33.9%								1	25%	1	25%	2	50%	3-4	0.429		
130	NEBRASKA	NEB													26	100%	26	28	92.9%												1	100%	0-1	0.000		
131	NO ARIZONA	N-ARI													64	100%	64	64	100.0%												2	100%	0-2	0.000		
132	PRAIRIE VW	PR-VW													28	100%	28	28	100.0%												1	100%	0-1	0.000		
133	RADFORD	RADF													28	100%	28	28	100.0%												1	100%	0-1	0.000		
134	RICHMOND	RICH										1	11%		70	72%	71	107	66.4%											1	50%	1	50%	1-2	0.333	
135	SN FRAN	SF													27	100%	27	28	96.4%												1	100%	0-1	0.000		
136	ST JOHNS	ST-JN										8	33%		1	2%	40	180	27.2%									1	25%		1	25%	2	50%	4-4	0.500
137	TCU	TCU													5	100%	5	28	17.9%												1	100%	0-1	0.000		
138	TENNESSEE	TENN													9	11%	23	26%	40	40	80%	72	244	29.5%				1	20%	2	40%	2	40%	4-5	0.444	
139	UNLV	UNLV													44	100%	44	64	68.8%												2	100%	0-2	0.000		


HWCi NCAA POOL - TEAM STATISTICS

ID	TEAM (11)	Abbr	ACTUAL CORRECT WINS													ACTUAL PLACEMENT										WON/LOSS RECORDS								
			W6	%	W5	%	W4	%	W3	%	W2	%	W1	%	W0	%	CORR	POSS	% CORR	W6	%	W5	%	W4	%	W3	%	W2	%	W1	%	W0	%	W
140	UTAH ST	UT-ST									5	16%	260	84%	265	353	75.1%									1	17%	5	83%	1	-6	0.143		
141	W VIRGINIA	W-VIR					0	0%	12	100%					12	195	6.2%							1	33%	2	67%			7	-3	0.700		
142	WASHINGTON	WASH							55	92%			38	45%	93	310	30.0%						3	60%			2	40%	6	-5	0.545			
143	WE MICHIGAN	W-MI									3	12%	44	64%	47	107	43.9%										1	50%	1	50%	1	-2	0.333	
144	ALA BIRM	ALA-B							0	0%	28	30%	84	45%	112	282	39.7%								1	25%	1	25%	2	50%	3	-4	0.429	
145	ALCORN ST	ALCO											36	100%	36	36	100.0%										1	100%			0	-1	0.000	
146	ARK STATE	AR-ST											36	100%	36	36	100.0%										1	100%			0	-1	0.000	
147	AUBURN	AUB							14	78%	18	42%			32	135	23.7%							2	67%	1	33%			5	-3	0.625		
148	CREIGHTON	CRE									21	17%	130	58%	151	356	42.4%									2	33%	4	67%	2	-6	0.250		
149	EVANSVILLE	EVAN											34	100%	34	36	94.4%										1	100%			0	-1	0.000	
150	FLORIDA A&M	FL-AM											115	100%	115	115	100.0%										2	100%			0	-2	0.000	
151	GEO MASON	GE-MA			0								95	54%	95	180	52.8%										2	67%	4	-3	0.571			
152	KENT ST	KE-ST					3	75%			3	7%	114	54%	120	260	46.2%							1	25%		1	25%	2	50%	4	-4	0.500	
153	LAFAYETTE	LAF											72	100%	72	72	100.0%										2	100%			0	-2	0.000	
154	NEW MEX ST	NM-ST											35	100%	35	36	97.2%										1	100%			0	-1	0.000	
155	OHIO STATE	OH-ST				3	16%				47	48%	9	69%	59	296	19.9%							1	20%			3	60%	1	20%	7	-5	0.583
156	SAMFORD	SAMP											71	100%	71	72	98.6%										2	100%			0	-2	0.000	
157	SIENNA	SIEN											116	100%	116	116	100.0%										2	100%			0	-2	0.000	
158	SW MO ST	SW-MO								3	100%			3	36	8.3%									1	100%					2	-1	0.667	
159	TEX SAN ANT	TX-SA											115	100%	115	115	100.0%										2	100%			0	-2	0.000	
160	WINTHROP	WINT											312	100%	312	319	97.8%										5	100%			0	-5	0.000	
161	APPALACHIAN	APP											36	100%	36	36	100.0%										1	100%			0	-1	0.000	
162	CEN CONN ST	C-CON											112	100%	112	116	96.6%										2	100%			0	-2	0.000	
163	DAYTON	DAY											95	100%	95	178	53.4%										3	100%			0	-3	0.000	
164	DEPAUL	DEP									43	68%	16	31%	59	115	51.3%										1	50%	1	50%	1	-2	0.333	
165	FRESNO ST	FRES									24	53%	12	27%	36	95	37.9%										1	50%	1	50%	1	-2	0.333	
166	HOFSTRA	HOF											87	100%	87	95	91.6%										2	100%			0	-2	0.000	
167	INDIANA ST	IN-ST									2	40%	32	36%	34	95	35.8%										1	50%	1	50%	1	-2	0.333	
168	LA LAFYITE	LA-LF											186	100%	186	197	94.4%										3	100%			0	-3	0.000	
169	LAMAR	LAMR											36	100%	36	36	100.0%										1	100%			0	-1	0.000	
170	LSU	LSU				2	50%				15	23%			53	83%	70	266	26.3%					1	25%		1	25%	2	50%	6	-4	0.600	
171	PEPPERDINE	PEP										10	23%	39	64%	49	116	42.2%										1	50%	1	50%	1	-2	0.333
172	SE MO ST	SE-MO											35	100%	35	36	97.2%											1	100%			0	-1	0.000
173	SETON HALL	SET								1	14%	11	19%	43	33%	55	200	27.5%								1	33%	1	33%	1	33%	3	-3	0.500
174	ST BNVNTR	ST-B											35	100%	35	36	97.2%											1	100%			0	-1	0.000
175	UNC WLMGTN	UNC-W								0	0%			146	65%	146	264	55.3%									1	25%	3	75%	1	-4	0.200	
176	ALABAMA ST	AL-ST											138	100%	138	138	100.0%										2	100%			0	-2	0.000	
177	CS NRTHRDG	CSUN											55	100%	55	59	93.2%										1	100%			0	-1	0.000	
178	EA ILLINOIS	E-ILL											59	100%	59	59	100.0%										1	100%			0	-1	0.000	
179	GEORGIA ST	GA-ST								9	100%			9	59	15.3%											1	100%			1	-1	0.500	
180	HAMPTON	HAMP								0	0%			79	57%	79	139	56.8%										1	50%	1	50%	1	-2	0.333
181	HAWAII	HAW											92	100%	92	139	66.2%											2	100%			0	-2	0.000
182	HOLY CROSS	HOLY											198	100%	198	202	98.0%											3	100%			0	-3	0.000
183	NOTRE DAME	ND								13	46%	69	67%			82	202	40.6%								1	33%	2	67%	4	-3	0.571		
184	NW STATE	NW-ST									4	100%	59	42%	63	144	43.8%										1	50%	1	50%	1	-2	0.333	
185	SO UTAH	S-UT											59	100%	59	59	100.0%											1	100%			0	-1	0.000
186	FLORIDA ATL	FLA-A											80	100%	80	80	100.0%											1	100%			0	-1	0.000
187	MCNEESE ST	MCNE											77	100%	77	80	96.3%											1	100%			0	-1	0.000

HWC I NCAA POOL - TEAM STATISTICS

ID	TEAM (11)	Abbr	ACTUAL CORRECT WINS													ACTUAL PLACEMENT						WON/LOSS RECORDS												
			W6	%	W5	%	W4	%	W3	%	W2	%	W1	%	W0	%	CORR	POSS	% CORR	W6	%	W5	%	W4	%	W3	%	W2	%	W1	%	W0	%	W
188	NC STATE	NC-ST								6	10%	80	54%	32	20%	118	389	30.3%								1	20%	3	60%	1	20%	5	-5	0.500
189	PITTSBURGH	PIT								73	70%	46	31%	40	80%	159	389	40.9%								3	60%	1	20%	1	20%	7	-5	0.583
190	SN DIEGO ST	SDSU												120	100%	120	165	72.7%											2	100%	0	-2	0.000	
191	UC SANTA B	UCSB												77	100%	77	80	96.3%											1	100%	0	-1	0.000	
192	WYOMING	WYO									1	100%				80	1.3%										1	100%			1	-1	0.500	
193	CEN MICH	C-MI									15	100%				63	23.8%										1	100%			1	-1	0.500	
194	COLORADO ST	CO-ST											63	100%	63	63	100.0%											1	100%	0	-1	0.000		
195	E TENN ST	ETSU											132	100%	132	142	93.0%										2	100%	0	-2	0.000			
196	IUPUI	IUPU											63	100%	63	63	100.0%											1	100%	0	-1	0.000		
197	SAM HOU ST	SAM-H											63	100%	63	63	100.0%											1	100%	0	-1	0.000		
198	SAN DIEGO	USD											50	100%	50	63	79.4%											1	100%	0	-1	0.000		
199	TROY ST	TROY											61	100%	61	63	96.8%											1	100%	0	-1	0.000		
200	UNC ASHVILLE	UNC-A											63	100%	63	63	100.0%											1	100%	0	-1	0.000		
201	VERMONT	VT									0		142	64%	142	224	63.4%										1	33%	2	67%	1	-3	0.250	
202	WAGNER	WAG											63	100%	63	63	100.0%											1	100%	0	-1	0.000		
203	WIS MILW	WI-MW								2	33%	32	49%	49	31%	83	230	36.1%								1	33%	1	33%	1	33%	3	-3	0.500
204	AIR FORCE	AIR-F											150	100%	150	164	91.5%											2	100%	0	-2	0.000		
205	EA WASH	E-WA											79	100%	79	79	100.0%											1	100%	0	-1	0.000		
206	LIBERTY	LIB											79	100%	79	79	100.0%											1	100%	0	-1	0.000		
207	NEVADA	NEV								1	6%	37	32%	7	6%	45	246	18.3%								1	33%	1	33%	1	33%	3	-3	0.500
208	NO IOWA	N-IA											215	100%	215	246	87.4%											3	100%	0	-3	0.000		
209	UTEP	UTEP											139	100%	139	161	86.3%											2	100%	0	-2	0.000		
210	BUCKNELL	BUCK										37	100%			37	167	22.2%										2	100%	2	-2	0.500		
211	DELEWARE ST	DE-ST											82	100%	82	82	100.0%											1	100%	0	-1	0.000		
212	EA KENTUCKY	E-KY											82	100%	82	82	100.0%											1	100%	0	-1	0.000		
213	NIAGARA	NIAG											80	100%	80	82	97.6%											1	100%	0	-1	0.000		
214	OAKLAND	OAK											81	100%	81	82	98.8%											1	100%	0	-1	0.000		
215	OHIO	OHIO											78	100%	78	82	95.1%											1	100%	0	-1	0.000		
216	SEA LA	SE-LA											82	100%	82	82	100.0%											1	100%	0	-1	0.000		
217	ALBANY	ALB											84	100%	84	85	98.8%											1	100%	0	-1	0.000		
218	BELMONT	BELM											85	100%	85	85	100.0%											1	100%	0	-1	0.000		
219	ORAL ROB	ORU											85	100%	85	85	100.0%											1	100%	0	-1	0.000		
220	SOUTHERN U	SO-U											85	100%	85	85	100.0%											1	100%	0	-1	0.000		
221	TEXAS A&M	TX-AM										20	100%			20	85	23.5%										1	100%	1	-1	0.500		
222	WICHITA ST	WICH								8	100%					8	85	9.4%									1	100%			2	-1	0.667	





NCAA TEAMS YEAR-BY-YEAR

HWC NCAA POOL: TEAM LEDGER

BOLD-Opening Round winner (2001-)

Result

	1	2	3	4	5	6	7	8	9	10	11	12		
	1995	1996	1997	1998	1999	2000	2001	2002	2003	2004	2005	2006		
RET TEAM	0	31	40	42	47	49	54	57	53	58	57	58		
% RET TEAM	0%	48.4%	62.5%	65.6%	73.4%	76.6%	84.4%	89.1%	82.8%	90.6%	89.1%	90.6%		
NEW TEAM	64	33	24	22	17	15	10	7	11	6	7	6		
UNIQUE TEAM	64	97	121	143	160	175	185	192	203	209	216	222		
% UNIQ TEAM	100%	75.8%	63.0%	55.9%	50.0%	45.6%	41.3%	37.5%	35.2%	32.7%	30.7%	28.9%		
TOTAL SPOTS	64	128	192	256	320	384	448	512	576	640	704	768		
# YR/TEAM	67	48	30	20	14	10	8	4	4	9	5	3		

YEAR	Rnk	S	R	ID	TEAM	W6	W5	W4	W3	W2	W1	W0	RES	%S16	S16?	%F4	F4?	#COR	#ENT	%COR
1995	17	5	E	1	ALABAMA	0	0	0	1	3	7	1	1	33.3%	NO	0.0%	NO	7	12	58.3%
2002	9	2	S	1	ALABAMA	3	0	3	41	17	16	0	1	80.0%	NO	7.5%	NO	16	80	20.0%
2003	41	10	MW	1	ALABAMA	0	0	0	0	3	19	41	0	4.8%	NO	0.0%	NO	41	63	65.1%
2004	48	8	W(PHX)	1	ALABAMA	0	0	0	0	0	45	34	3	0.0%	YES	0.0%	NO	0	79	0.0%
2005	25	5	M(CHI)	1	ALABAMA	0	0	0	2	25	34	21	0	32.9%	NO	0.0%	NO	21	82	25.6%
2006	34	10	W(OAK)	1	ALABAMA	0	0	0	1	1	28	55	1	2.4%	NO	0.0%	NO	28	85	32.9%
1995	10	5	MW	2	ARIZONA	0	0	1	1	6	4	0	0	66.7%	NO	8.3%	NO	0	12	0.0%
1996	10	3	W	2	ARIZONA	0	0	2	0	11	6	0	2	68.4%	YES	10.5%	NO	11	19	57.9%
1997	12	4	SE	2	ARIZONA	0	0	1	0	8	12	1	6	40.9%	YES	4.5%	YES	0	22	0.0%
1998	2	1	W	2	ARIZONA	5	1	15	5	2	0	0	3	100.0%	YES	75.0%	NO	5	28	17.9%
1999	4	4	MW	2	ARIZONA	1	0	10	8	11	6	0	0	83.3%	NO	30.6%	NO	0	36	0.0%
2000	4	1	W	2	ARIZONA	3	2	8	7	13	3	0	1	91.7%	NO	36.1%	NO	3	36	8.3%
2001	3	2	MW	2	ARIZONA	8	17	12	12	7	3	0	5	94.9%	YES	62.7%	YES	17	59	28.8%
2002	5	3	W	2	ARIZONA	6	3	13	8	17	30	3	2	58.8%	YES	27.5%	NO	17	80	21.3%
2003	2	1	W	2	ARIZONA	13	1	22	14	12	1	0	3	98.4%	YES	57.1%	NO	14	63	22.2%
2004	12	9	S(ATL)	2	ARIZONA	1	0	2	3	4	58	11	0	12.7%	NO	3.8%	NO	11	79	13.9%
2005	14	3	M(CHI)	2	ARIZONA	0	3	7	19	37	12	4	3	80.5%	YES	12.2%	NO	19	82	23.2%
2006	20	8	M(MIN)	2	ARIZONA	0	0	2	2	4	37	40	1	9.4%	NO	2.4%	NO	37	85	43.5%
1995	19	5	SE	3	ARIZONA ST	0	0	0	0	6	6	0	2	50.0%	YES	0.0%	NO	6	12	50.0%
2003	30	10	W	3	ARIZONA ST	0	0	0	1	3	24	35	1	6.3%	NO	0.0%	NO	24	63	38.1%
1995	4	2	MW	4	ARKANSAS	0	3	3	5	1	0	0	5	100.0%	YES	50.0%	YES	3	12	25.0%
1996	42	12	E	4	ARKANSAS	0	0	0	0	0	4	15	2	0.0%	YES	0.0%	NO	0	19	0.0%
1998	9	6	W	4	ARKANSAS	0	1	0	1	7	17	2	1	32.1%	NO	3.6%	NO	17	28	60.7%
1999	16	4	W	4	ARKANSAS	0	0	1	1	21	13	0	1	63.9%	NO	2.8%	NO	13	36	36.1%
2000	27	11	S	4	ARKANSAS	0	0	0	3	0	12	21	0	8.3%	NO	0.0%	NO	21	36	58.3%
2001	21	7	W	4	ARKANSAS	0	0	1	1	1	26	30	0	5.1%	NO	1.7%	NO	30	59	50.8%
2006	28	8	W(OAK)	4	ARKANSAS	0	0	0	2	1	42	40	0	3.5%	NO	0.0%	NO	40	85	47.1%
1995	48	12	SE	5	BALL STATE	0	0	0	0	0	0	12	0	0.0%	NO	0.0%	NO	12	12	100.0%
2000	35	11	MW	5	BALL STATE	0	0	0	1	1	3	31	0	5.6%	NO	0.0%	NO	31	36	86.1%
1995	40	8	SE	6	BYU	0	0	0	0	0	4	8	0	0.0%	NO	0.0%	NO	8	12	66.7%
2001	42	12	W	6	BYU	0	0	0	0	3	5	51	0	5.1%	NO	0.0%	NO	51	59	86.4%
2003	46	12	S	6	BYU	0	0	0	0	1	3	59	0	1.6%	NO	0.0%	NO	59	63	93.7%
2004	30	12	W(PHX)	6	BYU	0	0	0	1	2	9	67	0	3.8%	NO	0.0%	NO	67	79	84.8%
1995	37	7	E	7	CHARLOTTE	0	0	0	0	0	5	7	0	0.0%	NO	0.0%	NO	7	12	58.3%
1997	30	7	W	7	CHARLOTTE	0	0	0	0	2	7	13	1	9.1%	NO	0.0%	NO	7	22	31.8%
1998	38	8	E	7	CHARLOTTE	0	0	0	0	0	16	12	1	0.0%	NO	0.0%	NO	16	28	57.1%
1999	17	5	MW	7	CHARLOTTE	0	0	0	2	3	18	13	1	13.9%	NO	0.0%	NO	18	36	50.0%
2001	52	9	MW	7	CHARLOTTE	0	0	0	0	0	24	35	1	0.0%	NO	0.0%	NO	24	59	40.7%
2002	48	9	S	7	CHARLOTTE	0	0	0	0	0	33	47	0	0.0%	NO	0.0%	NO	47	80	58.8%
2004	38	9	E(E-R)	7	CHARLOTTE	0	0	0	0	2	28	49	0	2.5%	NO	0.0%	NO	49	79	62.0%
2005	51	7	E(SYR)	7	CHARLOTTE	0	0	0	0	0	33	49	0	0.0%	NO	0.0%	NO	49	82	59.8%
1995	48	15	W	8	CHATTANOOGA	0	0	0	0	0	0	12	0	0.0%	NO	0.0%	NO	12	12	100.0%
1997	52	14	SE	8	CHATTANOOGA	0	0	0	0	0	0	22	2	0.0%	YES	0.0%	NO	0	22	0.0%
2005	59	15	W(ALQ)	8	CHATTANOOGA	0	0	0	0	0	0	82	0	0.0%	NO	0.0%	NO	82	82	100.0%
1995	35	7	W	9	CINCINNATI	0	0	0	0	0	6	6	1	0.0%	NO	0.0%	NO	6	12	50.0%
1996	8	2	SE	9	CINCINNATI	0	1	2	13	2	1	0	3	94.7%	YES	15.8%	NO	13	19	68.4%
1997	9	3	MW	9	CINCINNATI	0	0	6	3	11	2	0	1	90.9%	NO	27.3%	NO	2	22	9.1%
1998	10	2	W	9	CINCINNATI	0	0	5	10	11	2	0	1	92.9%	NO	17.9%	NO	2	28	7.1%
1999	13	3	E	9	CINCINNATI	0	0	1	25	5	5	0	1	86.1%	NO	2.8%	NO	5	36	13.9%
2000	9	2	S	9	CINCINNATI	1	0	0	4	12	15	4	1	47.2%	NO	2.8%	NO	15	36	41.7%
2001	38	5	W	9	CINCINNATI	0	0	0	0	27	24	8	2	45.8%	YES	0.0%	NO	27	59	45.8%

HWCN NCAA POOL: TEAM LEDGER

YEAR	Rnk	S	R	ID	TEAM	W6	W5	W4	W3	W2	W1	W0	RES	%S16	S16?	%F4	F4?	#COR	#ENT	%COR
2002	4	1	W	9	CINCINNATI	7	2	14	31	11	15	0	1	81.3%	NO	28.8%	NO	15	80	18.8%
2003	53	8	W	9	CINCINNATI	0	0	0	0	0	18	45	0	0.0%	NO	0.0%	NO	45	63	71.4%
2004	20	4	S(ATL)	9	CINCINNATI	0	0	4	4	31	30	10	1	49.4%	NO	5.1%	NO	30	79	38.0%
2005	40	7	S(AUS)	9	CINCINNATI	0	0	0	0	1	46	35	1	1.2%	NO	0.0%	NO	46	82	56.1%
1995	48	16	MW	10	COLGATE	0	0	0	0	0	0	12	0	0.0%	NO	0.0%	NO	12	12	100.0%
1996	51	16	SE	10	COLGATE	0	0	0	0	0	0	19	0	0.0%	NO	0.0%	NO	19	19	100.0%
1995	48	13	E	11	DREXEL	0	0	0	0	0	0	12	0	0.0%	NO	0.0%	NO	12	12	100.0%
1996	51	12	W	11	DREXEL	0	0	0	0	0	0	19	1	0.0%	NO	0.0%	NO	0	19	0.0%
1995	48	16	W	12	FLA INTL	0	0	0	0	0	0	12	0	0.0%	NO	0.0%	NO	12	12	100.0%
1995	40	10	SE	13	FLORIDA	0	0	0	0	0	4	8	0	0.0%	NO	0.0%	NO	8	12	66.7%
1999	24	6	W	13	FLORIDA	0	0	0	0	3	24	9	2	8.3%	YES	0.0%	NO	3	36	8.3%
2000	7	5	E	13	FLORIDA	1	0	1	1	16	16	1	5	52.8%	YES	5.6%	YES	0	36	0.0%
2001	10	3	S	13	FLORIDA	1	1	3	18	27	6	3	1	84.7%	NO	8.5%	NO	6	59	10.2%
2002	10	5	MW	13	FLORIDA	1	0	3	3	24	38	11	0	38.8%	NO	5.0%	NO	11	80	13.8%
2003	6	2	S	13	FLORIDA	1	6	4	14	33	5	0	1	92.1%	NO	17.5%	NO	5	63	7.9%
2004	13	5	E(E-R)	13	FLORIDA	1	0	1	5	9	38	25	0	20.3%	NO	2.5%	NO	25	79	31.6%
2005	10	4	E(SYR)	13	FLORIDA	1	2	3	2	43	27	4	1	62.2%	NO	7.3%	NO	27	82	32.9%
2006	10	3	M(MIN)	13	FLORIDA	1	2	11	25	34	9	3	6	85.9%	YES	16.5%	YES	1	85	1.2%
1995	23	6	SE	14	GEORGETOWN	0	0	0	0	1	10	1	2	8.3%	YES	0.0%	NO	1	12	8.3%
1996	6	2	E	14	GEORGETOWN	1	2	4	8	4	0	0	3	100.0%	YES	36.8%	NO	8	19	42.1%
1997	38	10	W	14	GEORGETOWN	0	0	0	0	0	13	9	0	0.0%	NO	0.0%	NO	9	22	40.9%
2001	25	10	W	14	GEORGETOWN	0	0	0	3	4	23	29	2	11.9%	YES	0.0%	NO	4	59	6.8%
2006	21	7	M(MIN)	14	GEORGETOWN	0	0	1	5	9	49	21	2	17.6%	YES	1.2%	NO	9	85	10.6%
1995	48	14	W	15	GONZAGA	0	0	0	0	0	0	12	0	0.0%	NO	0.0%	NO	12	12	100.0%
1999	46	10	W	15	GONZAGA	0	0	0	0	0	11	25	3	0.0%	YES	0.0%	NO	0	36	0.0%
2000	36	10	W	15	GONZAGA	0	0	0	1	0	20	15	2	2.8%	YES	0.0%	NO	0	36	0.0%
2001	11	13	S	15	GONZAGA	1	0	0	0	10	14	34	2	18.6%	YES	1.7%	NO	10	59	16.9%
2002	14	6	W	15	GONZAGA	0	2	8	5	18	46	1	0	41.3%	NO	12.5%	NO	1	80	1.3%
2003	45	9	W	15	GONZAGA	0	0	0	0	1	44	18	1	1.6%	NO	0.0%	NO	44	63	69.8%
2004	6	2	M(STL)	15	GONZAGA	3	9	5	22	29	10	1	1	86.1%	NO	21.5%	NO	10	79	12.7%
2005	16	3	W(ALQ)	15	GONZAGA	0	2	8	6	47	18	1	1	76.8%	NO	12.2%	NO	18	82	22.0%
2006	6	3	W(OAK)	15	GONZAGA	2	6	5	16	40	12	4	2	81.2%	YES	15.3%	NO	40	85	47.1%
1995	45	11	E	16	ILLINOIS	0	0	0	0	0	2	10	0	0.0%	NO	0.0%	NO	10	12	83.3%
1997	17	6	SE	16	ILLINOIS	0	0	0	1	4	8	9	1	22.7%	NO	0.0%	NO	8	22	36.4%
1998	26	5	W	16	ILLINOIS	0	0	0	0	5	19	4	1	17.9%	NO	0.0%	NO	19	28	67.9%
2000	15	4	E	16	ILLINOIS	0	1	0	1	13	17	4	1	41.7%	NO	2.8%	NO	17	36	47.2%
2001	5	1	MW	16	ILLINOIS	5	1	10	28	12	3	0	3	94.9%	YES	27.1%	NO	28	59	47.5%
2002	17	4	MW	16	ILLINOIS	0	1	4	3	38	29	5	2	57.5%	YES	6.3%	NO	38	80	47.5%
2003	10	4	W	16	ILLINOIS	1	1	4	5	35	14	3	1	73.0%	NO	9.5%	NO	14	63	22.2%
2004	23	5	S(ATL)	16	ILLINOIS	0	0	1	5	32	33	8	2	48.1%	YES	1.3%	NO	32	79	40.5%
2005	1	1	M(CHI)	16	ILLINOIS	27	18	13	19	3	1	1	5	97.6%	YES	70.7%	YES	18	82	22.0%
2006	12	4	E(WDC)	16	ILLINOIS	1	0	1	3	57	21	2	1	72.9%	NO	2.4%	NO	21	85	24.7%
1995	40	9	W	17	INDIANA	0	0	0	0	0	4	8	0	0.0%	NO	0.0%	NO	8	12	66.7%
1996	25	6	SE	17	INDIANA	0	0	0	0	2	12	5	0	10.5%	NO	0.0%	NO	5	19	26.3%
1997	37	8	E	17	INDIANA	0	0	0	0	0	15	7	0	0.0%	NO	0.0%	NO	7	22	31.8%
1998	37	7	E	17	INDIANA	0	0	0	0	0	17	11	1	0.0%	NO	0.0%	NO	17	28	60.7%
1999	42	6	S	17	INDIANA	0	0	0	0	0	21	15	1	0.0%	NO	0.0%	NO	21	36	58.3%
2000	31	6	E	17	INDIANA	0	0	0	1	5	16	14	0	16.7%	NO	0.0%	NO	14	36	38.9%
2001	18	4	W	17	INDIANA	0	0	2	2	25	27	3	0	49.2%	NO	3.4%	NO	3	59	5.1%
2002	15	5	S	17	INDIANA	0	2	0	0	10	51	17	5	15.0%	YES	2.5%	YES	2	80	2.5%
2003	18	7	MW	17	INDIANA	0	1	0	6	7	27	22	1	22.2%	NO	1.6%	NO	27	63	42.9%
2006	27	6	W(OAK)	17	INDIANA	0	0	0	3	7	35	40	1	11.8%	NO	0.0%	NO	35	85	41.2%
1995	31	7	SE	18	IOWA STATE	0	0	0	0	0	8	4	1	0.0%	NO	0.0%	NO	8	12	66.7%
1996	23	5	MW	18	IOWA STATE	0	0	0	0	4	6	9	1	21.1%	NO	0.0%	NO	6	19	31.6%
1997	18	6	MW	18	IOWA STATE	0	0	0	1	1	17	3	2	9.1%	YES	0.0%	NO	1	22	4.5%
2000	16	2	MW	18	IOWA STATE	0	0	4	18	8	6	0	3	83.3%	YES	11.1%	NO	18	36	50.0%
2001	12	2	W	18	IOWA STATE	0	1	4	11	33	10	0	0	83.1%	NO	8.5%	NO	0	59	0.0%
2005	52	9	E(SYR)	18	IOWA STATE	0	0	0	0	0	32	50	1	0.0%	NO	0.0%	NO	32	82	39.0%
1995	6	1	MW	19	KANSAS	0	1	3	4	3	1	0	2	91.7%	YES	33.3%	NO	3	12	25.0%
1996	4	2	W	19	KANSAS	2	2	12	0	3	0	0	3	100.0%	YES	84.2%	NO	0	19	0.0%

HWCi NCAA POOL: TEAM LEDGER

YEAR	Rnk	S	R	ID	TEAM	W6	W5	W4	W3	W2	W1	W0	RES	%S16	S16?	%F4	F4?	#COR	#ENT	%COR
1997	1	1	SE	19	KANSAS	12	4	5	0	1	0	0	2	100.0%	YES	95.5%	NO	1	22	4.5%
1998	3	1	MW	19	KANSAS	4	10	10	3	1	0	0	1	100.0%	NO	85.7%	NO	0	28	0.0%
1999	26	6	MW	19	KANSAS	0	0	0	0	1	33	2	1	2.8%	NO	0.0%	NO	33	36	91.7%
2000	49	8	E	19	KANSAS	0	0	0	0	0	16	20	1	0.0%	NO	0.0%	NO	16	36	44.4%
2001	13	4	MW	19	KANSAS	0	1	1	10	27	16	4	2	66.1%	YES	3.4%	NO	27	59	45.8%
2002	3	1	MW	19	KANSAS	11	11	19	19	8	11	1	4	85.0%	YES	51.3%	YES	19	80	23.8%
2003	4	2	W	19	KANSAS	4	2	5	19	20	11	2	5	79.4%	YES	17.5%	YES	2	63	3.2%
2004	11	4	M(STL)	19	KANSAS	1	0	2	6	55	13	2	3	81.0%	YES	3.8%	NO	6	79	7.6%
2005	11	3	E(SYR)	19	KANSAS	1	1	6	23	36	14	1	0	81.7%	NO	9.8%	NO	1	82	1.2%
2006	14	4	W(OAK)	19	KANSAS	0	5	10	16	20	31	3	0	60.0%	NO	17.6%	NO	3	85	3.5%
1995	2	1	SE	20	KENTUCKY	2	1	0	8	1	0	0	3	100.0%	YES	25.0%	NO	8	12	66.7%
1996	1	1	MW	20	KENTUCKY	6	3	6	3	1	0	0	6	100.0%	YES	78.9%	YES	6	19	31.6%
1997	3	1	W	20	KENTUCKY	3	11	4	4	0	0	0	5	100.0%	YES	81.8%	YES	11	22	50.0%
1998	7	2	S	20	KENTUCKY	0	1	7	13	7	0	0	6	100.0%	YES	28.6%	YES	0	28	0.0%
1999	9	3	MW	20	KENTUCKY	0	1	9	9	15	1	1	3	94.4%	YES	27.8%	NO	9	36	25.0%
2000	14	5	MW	20	KENTUCKY	0	1	0	1	14	19	1	1	44.4%	NO	2.8%	NO	19	36	52.8%
2001	8	2	E	20	KENTUCKY	1	4	2	32	15	5	0	2	91.5%	YES	11.9%	NO	15	59	25.4%
2002	23	4	E	20	KENTUCKY	0	0	3	1	39	22	15	2	53.8%	YES	3.8%	NO	39	80	48.8%
2003	1	1	MW	20	KENTUCKY	32	3	19	8	0	1	0	3	98.4%	YES	85.7%	NO	8	63	12.7%
2004	3	1	M(STL)	20	KENTUCKY	12	15	18	24	5	5	0	1	93.7%	NO	57.0%	NO	5	79	6.3%
2005	6	2	S(AUS)	20	KENTUCKY	3	4	7	28	37	3	0	3	96.3%	YES	17.1%	NO	28	82	34.1%
2006	35	8	E(WDC)	20	KENTUCKY	0	0	0	1	0	51	33	1	1.2%	NO	0.0%	NO	51	85	60.0%
1995	43	13	W	21	LONG BCH ST	0	0	0	0	0	3	9	0	0.0%	NO	0.0%	NO	9	12	75.0%
1995	24	11	MW	22	LOUISVILLE	0	0	0	0	1	6	5	0	8.3%	NO	0.0%	NO	5	12	41.7%
1996	24	6	MW	22	LOUISVILLE	0	0	0	0	3	12	4	2	15.8%	YES	0.0%	NO	3	19	15.8%
1997	27	6	E	22	LOUISVILLE	0	0	0	0	6	8	8	3	27.3%	YES	0.0%	NO	0	22	0.0%
1999	40	7	S	22	LOUISVILLE	0	0	0	0	0	26	10	0	0.0%	NO	0.0%	NO	10	36	27.8%
2000	50	7	W	22	LOUISVILLE	0	0	0	0	0	15	21	0	0.0%	NO	0.0%	NO	21	36	58.3%
2003	14	4	E	22	LOUISVILLE	0	6	2	5	25	24	1	1	60.3%	NO	12.7%	NO	24	63	38.1%
2004	26	10	S(ATL)	22	LOUISVILLE	0	0	1	0	4	26	48	0	6.3%	NO	1.3%	NO	48	79	60.8%
2005	15	4	W(ALQ)	22	LOUISVILLE	0	2	11	21	16	30	2	4	61.0%	YES	15.9%	YES	11	82	13.4%
1995	48	13	SE	23	MANHATTAN	0	0	0	0	0	0	12	1	0.0%	NO	0.0%	NO	0	12	0.0%
2003	47	14	E	23	MANHATTAN	0	0	0	0	1	2	60	0	1.6%	NO	0.0%	NO	60	63	95.2%
2004	35	12	E(E-R)	23	MANHATTAN	0	0	0	0	8	17	54	1	10.1%	NO	0.0%	NO	17	79	21.5%
1995	9	3	W	24	MARYLAND	0	0	1	8	2	1	0	2	91.7%	YES	8.3%	NO	2	12	16.7%
1996	32	7	W	24	MARYLAND	0	0	0	0	0	15	4	0	0.0%	NO	0.0%	NO	4	19	21.1%
1997	25	5	SE	24	MARYLAND	0	0	0	0	11	6	5	0	50.0%	NO	0.0%	NO	5	22	22.7%
1998	18	4	W	24	MARYLAND	0	0	0	2	19	4	3	2	75.0%	YES	0.0%	NO	19	28	67.9%
1999	7	2	S	24	MARYLAND	0	5	11	6	13	0	1	2	97.2%	YES	44.4%	NO	13	36	36.1%
2000	13	3	MW	24	MARYLAND	0	1	0	4	14	16	1	1	52.8%	NO	2.8%	NO	16	36	44.4%
2001	9	3	W	24	MARYLAND	1	3	3	27	14	11	0	4	81.4%	YES	11.9%	YES	3	59	5.1%
2002	2	1	E	24	MARYLAND	17	21	20	14	6	2	0	6	97.5%	YES	72.5%	YES	17	80	21.3%
2003	16	6	S	24	MARYLAND	0	3	3	11	18	23	5	2	55.6%	YES	9.5%	NO	18	63	28.6%
2004	10	4	W(PHX)	24	MARYLAND	1	0	4	11	37	23	3	1	67.1%	NO	6.3%	NO	23	79	29.1%
1995	37	6	MW	25	MEMPHIS	0	0	0	0	0	5	7	2	0.0%	YES	0.0%	NO	0	12	0.0%
1996	16	5	W	25	MEMPHIS	0	0	0	2	5	12	0	0	36.8%	NO	0.0%	NO	0	19	0.0%
2003	22	7	W	25	MEMPHIS	0	0	1	3	4	27	28	0	12.7%	NO	1.6%	NO	28	63	44.4%
2004	37	7	E(E-R)	25	MEMPHIS	0	0	0	0	3	52	24	1	3.8%	NO	0.0%	NO	52	79	65.8%
2006	7	1	W(OAK)	25	MEMPHIS	2	5	11	22	38	7	0	3	91.8%	YES	21.2%	NO	22	85	25.9%
1995	48	12	MW	26	MIAMI OHIO	0	0	0	0	0	0	12	1	0.0%	NO	0.0%	NO	0	12	0.0%
1997	52	13	MW	26	MIAMI OHIO	0	0	0	0	0	0	22	0	0.0%	NO	0.0%	NO	22	22	100.0%
1999	47	10	MW	26	MIAMI OHIO	0	0	0	0	0	10	26	2	0.0%	YES	0.0%	NO	0	36	0.0%
1995	37	9	MW	27	MICHIGAN	0	0	0	0	0	5	7	0	0.0%	NO	0.0%	NO	7	12	58.3%
1996	35	7	MW	27	MICHIGAN	0	0	0	0	0	11	8	0	0.0%	NO	0.0%	NO	8	19	42.1%
1998	13	3	S	27	MICHIGAN	0	0	1	1	17	9	0	1	67.9%	NO	3.6%	NO	9	28	32.1%
1995	15	3	SE	28	MICHIGAN ST	0	0	0	1	9	2	0	0	83.3%	NO	0.0%	NO	0	12	0.0%
1998	23	4	E	28	MICHIGAN ST	0	0	0	0	14	11	3	2	50.0%	YES	0.0%	NO	14	28	50.0%
1999	5	1	MW	28	MICHIGAN ST	1	0	5	9	21	0	0	4	100.0%	YES	16.7%	YES	5	36	13.9%
2000	1	1	MW	28	MICHIGAN ST	13	10	3	4	2	4	0	6	88.9%	YES	72.2%	YES	13	36	36.1%
2001	4	1	S	28	MICHIGAN ST	5	10	14	15	10	5	0	4	91.5%	YES	49.2%	YES	14	59	23.7%

HWCI NCAA POOL: TEAM LEDGER

YEAR	Rnk	S	R	ID	TEAM	W6	W5	W4	W3	W2	W1	W0	RES	%S16	S16?	%F4	F4?	#COR	#ENT	%COR
2002	32	10	E	28	MICHIGAN ST	0	0	0	3	1	36	40	0	5.0%	NO	0.0%	NO	40	80	50.0%
2003	20	7	S	28	MICHIGAN ST	0	0	2	0	3	28	30	3	7.9%	YES	3.2%	NO	0	63	0.0%
2004	27	7	M(STL)	28	MICHIGAN ST	0	0	0	3	7	48	21	0	12.7%	NO	0.0%	NO	21	79	26.6%
2005	27	5	S(AUS)	28	MICHIGAN ST	0	0	0	1	18	47	16	4	23.2%	YES	0.0%	YES	0	82	0.0%
2006	26	6	E(WDC)	28	MICHIGAN ST	0	0	0	14	7	59	5	0	24.7%	NO	0.0%	NO	5	85	5.9%
1995	43	8	E	29	MINNESOTA	0	0	0	0	0	3	9	0	0.0%	NO	0.0%	NO	9	12	75.0%
1997	7	1	MW	29	MINNESOTA	0	1	2	9	5	5	0	4	77.3%	YES	13.6%	YES	2	22	9.1%
1999	41	7	W	29	MINNESOTA	0	0	0	0	0	25	11	0	0.0%	NO	0.0%	NO	11	36	30.6%
2005	28	8	E(SYR)	29	MINNESOTA	0	0	0	1	1	48	32	0	2.4%	NO	0.0%	NO	32	82	39.0%
1995	31	8	W	30	MISSOURI	0	0	0	0	0	8	4	1	0.0%	NO	0.0%	NO	8	12	66.7%
1999	44	8	W	30	MISSOURI	0	0	0	0	0	17	19	0	0.0%	NO	0.0%	NO	19	36	52.8%
2000	47	9	S	30	MISSOURI	0	0	0	0	0	18	18	0	0.0%	NO	0.0%	NO	18	36	50.0%
2001	49	9	E	30	MISSOURI	0	0	0	0	0	33	26	1	0.0%	NO	0.0%	NO	33	59	55.9%
2002	30	12	W	30	MISSOURI	0	0	0	3	7	22	48	3	12.5%	YES	0.0%	NO	3	80	3.8%
2003	23	6	MW	30	MISSOURI	0	0	1	9	13	29	11	1	36.5%	NO	1.6%	NO	29	63	46.0%
1995	16	5	W	31	MISSISSIPPI ST	0	0	0	1	7	4	0	2	66.7%	YES	0.0%	NO	7	12	58.3%
1996	19	5	SE	31	MISSISSIPPI ST	0	0	0	1	5	13	0	4	31.6%	YES	0.0%	YES	0	19	0.0%
2002	18	3	MW	31	MISSISSIPPI ST	0	1	1	17	31	27	3	1	62.5%	NO	2.5%	NO	27	80	33.8%
2003	19	5	E	31	MISSISSIPPI ST	0	0	3	2	16	22	20	0	33.3%	NO	4.8%	NO	20	63	31.7%
2004	8	2	S(ATL)	31	MISSISSIPPI ST	2	1	9	27	20	20	0	1	74.7%	NO	15.2%	NO	20	79	25.3%
2005	42	9	S(AUS)	31	MISSISSIPPI ST	0	0	0	0	1	37	44	1	1.2%	NO	0.0%	NO	37	82	45.1%
1995	48	16	SE	32	MT ST MARY	0	0	0	0	0	0	12	0	0.0%	NO	0.0%	NO	12	12	100.0%
1999	53	16	MW	32	MT ST MARY	0	0	0	0	0	0	36	0	0.0%	NO	0.0%	NO	36	36	100.0%
1995	48	15	SE	33	MURRAY ST	0	0	0	0	0	0	12	0	0.0%	NO	0.0%	NO	12	12	100.0%
1997	52	15	SE	33	MURRAY ST	0	0	0	0	0	0	22	0	0.0%	NO	0.0%	NO	22	22	100.0%
1998	40	9	MW	33	MURRAY ST	0	0	0	0	0	14	14	0	0.0%	NO	0.0%	NO	14	28	50.0%
1999	53	13	S	33	MURRAY ST	0	0	0	0	0	0	36	0	0.0%	NO	0.0%	NO	36	36	100.0%
2002	54	14	E	33	MURRAY ST	0	0	0	0	0	2	78	0	0.0%	NO	0.0%	NO	78	80	97.5%
2004	43	12	S(ATL)	33	MURRAY ST	0	0	0	0	1	7	71	0	1.3%	NO	0.0%	NO	71	79	89.9%
2006	60	14	E(WDC)	33	MURRAY ST	0	0	0	0	0	0	85	0	0.0%	NO	0.0%	NO	85	85	100.0%
1995	3	2	SE	34	N CAROLINA	0	5	3	3	1	0	0	4	100.0%	YES	66.7%	YES	3	12	25.0%
1996	9	6	E	34	N CAROLINA	0	1	0	2	6	8	2	1	47.4%	NO	5.3%	NO	8	19	42.1%
1997	2	1	E	34	N CAROLINA	4	1	12	5	0	0	0	4	100.0%	YES	77.3%	YES	12	22	54.5%
1998	1	1	E	34	N CAROLINA	16	4	7	0	1	0	0	4	100.0%	YES	96.4%	YES	7	28	25.0%
1999	3	3	W	34	N CAROLINA	1	1	1	3	25	4	1	0	86.1%	NO	8.3%	NO	1	36	2.8%
2000	47	8	S	34	N CAROLINA	0	0	0	0	0	18	18	4	0.0%	YES	0.0%	YES	0	36	0.0%
2001	6	2	S	34	N CAROLINA	2	6	9	17	20	5	0	1	91.5%	NO	28.8%	NO	5	59	8.5%
2004	18	6	S(ATL)	34	N CAROLINA	0	0	5	9	15	38	12	1	36.7%	NO	6.3%	NO	38	79	48.1%
2005	2	1	E(SYR)	34	N CAROLINA	19	17	16	21	6	2	1	6	96.3%	YES	63.4%	YES	19	82	23.2%
2006	5	3	E(WDC)	34	N CAROLINA	4	2	5	43	10	21	0	1	75.3%	NO	12.9%	NO	21	85	24.7%
1995	48	16	E	35	NC A&T	0	0	0	0	0	0	12	0	0.0%	NO	0.0%	NO	12	12	100.0%
1995	48	13	MW	36	NICHOLS ST	0	0	0	0	0	0	12	0	0.0%	NO	0.0%	NO	12	12	100.0%
1998	56	16	W	36	NICHOLS ST	0	0	0	0	0	0	28	0	0.0%	NO	0.0%	NO	28	28	100.0%
1995	12	4	SE	37	OKLAHOMA	0	0	1	0	5	6	0	0	50.0%	NO	8.3%	NO	0	12	0.0%
1996	46	10	SE	37	OKLAHOMA	0	0	0	0	0	1	18	0	0.0%	NO	0.0%	NO	18	19	94.7%
1997	48	11	W	37	OKLAHOMA	0	0	0	0	0	2	20	0	0.0%	NO	0.0%	NO	20	22	90.9%
1998	22	10	E	37	OKLAHOMA	0	0	0	1	0	10	17	0	3.6%	NO	0.0%	NO	17	28	60.7%
1999	53	13	MW	37	OKLAHOMA	0	0	0	0	0	0	36	2	0.0%	YES	0.0%	NO	0	36	0.0%
2000	19	3	W	37	OKLAHOMA	0	0	1	4	18	13	0	1	63.9%	NO	2.8%	NO	13	36	36.1%
2001	16	4	S	37	OKLAHOMA	0	0	5	1	20	30	3	0	44.1%	NO	8.5%	NO	3	59	5.1%
2002	7	2	W	37	OKLAHOMA	3	7	11	13	36	9	1	4	87.5%	YES	26.3%	YES	11	80	13.8%
2003	3	1	E	37	OKLAHOMA	5	10	10	18	16	4	0	3	93.7%	YES	39.7%	NO	18	63	28.6%
2005	12	3	S(AUS)	37	OKLAHOMA	1	1	3	29	32	14	2	1	80.5%	NO	6.1%	NO	14	82	17.1%
2006	30	6	M(MIN)	37	OKLAHOMA	0	0	0	1	6	42	36	0	8.2%	NO	0.0%	NO	36	85	42.4%
1995	18	4	E	38	OKLAHOMA ST	0	0	0	0	8	4	0	4	66.7%	YES	0.0%	YES	0	12	0.0%
1998	45	8	S	38	OKLAHOMA ST	0	0	0	0	0	9	19	1	0.0%	NO	0.0%	NO	9	28	32.1%
1999	33	9	S	38	OKLAHOMA ST	0	0	0	0	1	11	24	1	2.8%	NO	0.0%	NO	11	36	30.6%
2000	25	3	E	38	OKLAHOMA ST	0	0	0	6	18	9	3	3	66.7%	YES	0.0%	NO	6	36	16.7%
2001	24	11	E	38	OKLAHOMA ST	0	0	0	3	8	17	31	0	18.6%	NO	0.0%	NO	31	59	52.5%
2002	29	7	S	38	OKLAHOMA ST	0	0	0	7	3	32	38	0	12.5%	NO	0.0%	NO	38	80	47.5%

HWCI NCAA POOL: TEAM LEDGER

YEAR	Rnk	S	R	ID	TEAM	W6	W5	W4	W3	W2	W1	W0	RES	%S16	S16?	%F4	F4?	#COR	#ENT	%COR
2003	25	6	E	38	OKLAHOMA ST	0	0	1	0	6	25	31	1	11.1%	NO	1.6%	NO	25	63	39.7%
2004	5	2	E(E-R)	38	OKLAHOMA ST	5	16	18	11	25	4	0	4	94.9%	YES	49.4%	YES	18	79	22.8%
2005	7	2	M(CHI)	38	OKLAHOMA ST	3	2	6	36	31	4	0	2	95.1%	YES	13.4%	NO	31	82	37.8%
1995	48	14	E	39	OLD DOM	0	0	0	0	0	0	12	1	0.0%	NO	0.0%	NO	0	12	0.0%
1997	52	14	E	39	OLD DOM	0	0	0	0	0	0	22	0	0.0%	NO	0.0%	NO	22	22	100.0%
2005	43	12	S(AUS)	39	OLD DOM	0	0	0	0	1	15	66	0	1.2%	NO	0.0%	NO	66	82	80.5%
1995	35	6	W	40	OREGON	0	0	0	0	0	6	6	0	0.0%	NO	0.0%	NO	6	12	50.0%
2000	34	7	E	40	OREGON	0	0	0	1	2	17	16	0	8.3%	NO	0.0%	NO	16	36	44.4%
2002	8	2	MW	40	OREGON	3	3	18	28	14	14	0	3	82.5%	YES	30.0%	NO	28	80	35.0%
2003	26	8	MW	40	OREGON	0	0	1	0	0	41	21	0	1.6%	NO	1.6%	NO	21	63	33.3%
1995	46	12	E	41	PENN	0	0	0	0	0	1	11	0	0.0%	NO	0.0%	NO	11	12	91.7%
1999	34	11	W	41	PENN	0	0	0	0	1	8	27	0	2.8%	NO	0.0%	NO	27	36	75.0%
2000	40	13	E	41	PENN	0	0	0	0	2	2	32	0	5.6%	NO	0.0%	NO	32	36	88.9%
2002	37	11	S	41	PENN	0	0	0	1	3	15	61	0	5.0%	NO	0.0%	NO	61	80	76.3%
2003	28	11	E	41	PENN	0	0	0	2	2	27	32	0	6.3%	NO	0.0%	NO	32	63	50.8%
2005	13	13	M(CHI)	41	PENN	1	0	0	0	2	6	73	0	3.7%	NO	1.2%	NO	73	82	89.0%
2006	37	15	S(ATL)	41	PENN	0	0	0	1	0	1	83	0	1.2%	NO	0.0%	NO	83	85	97.6%
1995	11	3	MW	42	PURDUE	0	0	1	0	9	1	1	1	83.3%	NO	8.3%	NO	1	12	8.3%
1996	12	1	W	42	PURDUE	0	0	0	12	6	1	0	1	94.7%	NO	0.0%	NO	1	19	5.3%
1997	41	8	SE	42	PURDUE	0	0	0	0	0	9	13	1	0.0%	NO	0.0%	NO	9	22	40.9%
1998	12	2	MW	42	PURDUE	0	0	1	6	15	6	0	2	78.6%	YES	3.6%	NO	15	28	53.6%
1999	20	10	E	42	PURDUE	0	0	0	1	0	15	20	2	2.8%	YES	0.0%	NO	0	36	0.0%
2000	30	6	W	42	PURDUE	0	0	0	1	11	19	5	3	33.3%	YES	0.0%	NO	1	36	2.8%
2003	27	9	S	42	PURDUE	0	0	0	2	3	18	40	1	7.9%	NO	0.0%	NO	18	63	28.6%
1995	48	12	W	43	SANTA CLARA	0	0	0	0	0	0	12	0	0.0%	NO	0.0%	NO	12	12	100.0%
1996	42	10	W	43	SANTA CLARA	0	0	0	0	0	4	15	1	0.0%	NO	0.0%	NO	4	19	21.1%
1995	46	10	MW	44	SO ILLINOIS	0	0	0	0	0	1	11	0	0.0%	NO	0.0%	NO	11	12	91.7%
2002	42	11	E	44	SO ILLINOIS	0	0	0	0	2	13	65	2	2.5%	YES	0.0%	NO	2	80	2.5%
2003	43	11	MW	44	SO ILLINOIS	0	0	0	0	2	9	52	0	3.2%	NO	0.0%	NO	52	63	82.5%
2004	50	9	W(PHX)	44	SO ILLINOIS	0	0	0	0	0	34	45	0	0.0%	NO	0.0%	NO	45	79	57.0%
2005	37	7	M(CHI)	44	SO ILLINOIS	0	0	0	0	4	42	36	1	4.9%	NO	0.0%	NO	42	82	51.2%
2006	31	11	S(ATL)	44	SO ILLINOIS	0	0	0	1	4	27	53	0	5.9%	NO	0.0%	NO	53	85	62.4%
1995	30	9	E	45	ST LOUIS	0	0	0	0	0	9	3	1	0.0%	NO	0.0%	NO	9	12	75.0%
1998	47	10	S	45	ST LOUIS	0	0	0	0	0	5	23	1	0.0%	NO	0.0%	NO	5	28	17.9%
2000	22	9	MW	45	ST LOUIS	0	0	1	0	1	16	18	0	5.6%	NO	2.8%	NO	18	36	50.0%
1995	48	15	E	46	ST PETERS	0	0	0	0	0	0	12	0	0.0%	NO	0.0%	NO	12	12	100.0%
1995	34	10	E	47	STANFORD	0	0	0	0	0	7	5	1	0.0%	NO	0.0%	NO	7	12	58.3%
1996	31	9	E	47	STANFORD	0	0	0	0	0	16	3	1	0.0%	NO	0.0%	NO	16	19	84.2%
1997	22	6	W	47	STANFORD	0	0	0	1	0	19	2	2	4.5%	YES	0.0%	NO	0	22	0.0%
1998	11	3	MW	47	STANFORD	0	0	2	15	5	5	1	4	78.6%	YES	7.1%	YES	2	28	7.1%
1999	6	2	W	47	STANFORD	0	11	1	18	6	0	0	1	100.0%	NO	33.3%	NO	0	36	0.0%
2000	2	1	S	47	STANFORD	7	9	9	2	8	0	1	1	97.2%	NO	69.4%	NO	0	36	0.0%
2001	1	1	W	47	STANFORD	18	8	18	10	4	1	0	3	98.3%	YES	74.6%	NO	10	59	16.9%
2002	19	8	MW	47	STANFORD	0	1	1	2	3	38	35	1	8.8%	NO	2.5%	NO	38	80	47.5%
2003	8	4	S	47	STANFORD	1	3	1	7	13	25	13	1	39.7%	NO	7.9%	NO	25	63	39.7%
2004	1	1	W(PHX)	47	STANFORD	21	6	9	25	18	0	0	1	100.0%	NO	45.6%	NO	0	79	0.0%
2005	31	8	S(AUS)	47	STANFORD	0	0	0	1	0	43	38	0	1.2%	NO	0.0%	NO	38	82	46.3%
1995	29	7	MW	48	SYRACUSE	0	0	0	0	0	11	1	1	0.0%	NO	0.0%	NO	11	12	91.7%
1996	14	4	W	48	SYRACUSE	0	0	0	5	7	6	1	5	63.2%	YES	0.0%	YES	0	19	0.0%
1998	19	5	S	48	SYRACUSE	0	0	0	2	15	10	1	2	60.7%	YES	0.0%	NO	15	28	53.6%
1999	28	8	S	48	SYRACUSE	0	0	0	0	1	23	12	0	2.8%	NO	0.0%	NO	12	36	33.3%
2000	10	4	MW	48	SYRACUSE	0	2	0	1	17	15	1	2	55.6%	YES	5.6%	NO	17	36	47.2%
2001	30	5	MW	48	SYRACUSE	0	0	0	1	16	32	10	1	28.8%	NO	0.0%	NO	32	59	54.2%
2003	9	3	E	48	SYRACUSE	1	1	10	18	21	9	3	6	81.0%	YES	19.0%	YES	1	63	1.6%
2004	14	5	W(PHX)	48	SYRACUSE	1	0	0	0	21	45	12	2	27.8%	YES	1.3%	NO	21	79	26.6%
2005	9	4	S(AUS)	48	SYRACUSE	1	3	13	4	40	20	1	0	74.4%	NO	20.7%	NO	1	82	1.2%
2006	22	5	S(ATL)	48	SYRACUSE	0	0	1	2	29	29	24	0	37.6%	NO	1.2%	NO	24	85	28.2%
1995	22	10	W	49	TEMPLE	0	0	0	0	2	4	6	0	16.7%	NO	0.0%	NO	6	12	50.0%
1996	21	7	SE	49	TEMPLE	0	0	0	1	0	17	1	1	5.3%	NO	0.0%	NO	17	19	89.5%
1997	29	9	MW	49	TEMPLE	0	0	0	0	3	8	11	1	13.6%	NO	0.0%	NO	8	22	36.4%

HWC NCAA POOL: TEAM LEDGER

YEAR	Rnk	S	R	ID	TEAM	W6	W5	W4	W3	W2	W1	W0	RES	%S16	S16?	%F4	F4?	#COR	#ENT	%COR
1998	28	7	W	49	TEMPLE	0	0	0	0	1	17	10	0	3.6%	NO	0.0%	NO	10	28	35.7%
1999	19	6	E	49	TEMPLE	0	0	0	1	3	30	2	3	11.1%	YES	0.0%	NO	1	36	2.8%
2000	5	2	E	49	TEMPLE	2	3	7	13	5	6	0	1	83.3%	NO	33.3%	NO	6	36	16.7%
2001	33	11	S	49	TEMPLE	0	0	0	1	2	13	43	3	5.1%	YES	0.0%	NO	1	59	1.7%
1995	26	11	W	50	TEXAS	0	0	0	0	1	5	6	1	8.3%	NO	0.0%	NO	5	12	41.7%
1996	38	10	MW	50	TEXAS	0	0	0	0	0	8	11	1	0.0%	NO	0.0%	NO	8	19	42.1%
1997	19	10	E	50	TEXAS	0	0	0	1	1	10	10	2	9.1%	YES	0.0%	NO	1	22	4.5%
1999	43	7	E	50	TEXAS	0	0	0	0	0	20	16	0	0.0%	NO	0.0%	NO	16	36	44.4%
2000	18	5	W	50	TEXAS	0	0	3	1	6	22	4	1	27.8%	NO	8.3%	NO	22	36	61.1%
2001	39	6	S	50	TEXAS	0	0	0	0	5	38	16	0	8.5%	NO	0.0%	NO	16	59	27.1%
2002	20	6	MW	50	TEXAS	0	1	0	4	23	38	14	2	35.0%	YES	1.3%	NO	23	80	28.8%
2003	13	1	S	50	TEXAS	0	15	7	16	16	9	0	4	85.7%	YES	34.9%	YES	7	63	11.1%
2004	21	3	S(ATL)	50	TEXAS	0	0	3	15	30	27	4	2	60.8%	YES	3.8%	NO	30	79	38.0%
2005	41	8	M(CHI)	50	TEXAS	0	0	0	0	1	44	37	0	1.2%	NO	0.0%	NO	37	82	45.1%
2006	8	2	S(ATL)	50	TEXAS	2	2	6	35	29	9	2	3	87.1%	YES	11.8%	NO	35	85	41.2%
1995	48	15	MW	51	TEXAS SO	0	0	0	0	0	0	12	0	0.0%	NO	0.0%	NO	12	12	100.0%
1995	31	9	SE	52	TULANE	0	0	0	0	0	8	4	1	0.0%	NO	0.0%	NO	8	12	66.7%
1995	21	6	E	53	TULSA	0	0	0	0	2	8	2	2	16.7%	YES	0.0%	NO	2	12	16.7%
1996	30	11	MW	53	TULSA	0	0	0	0	1	3	15	0	5.3%	NO	0.0%	NO	15	19	78.9%
1997	11	5	MW	53	TULSA	0	0	1	1	5	12	3	1	31.8%	NO	4.5%	NO	12	22	54.5%
1999	45	9	E	53	TULSA	0	0	0	0	0	15	21	1	0.0%	NO	0.0%	NO	15	36	41.7%
2000	26	7	S	53	TULSA	0	0	0	4	11	12	9	3	41.7%	YES	0.0%	NO	4	36	11.1%
2002	40	12	E	53	TULSA	0	0	0	0	2	15	63	1	2.5%	NO	0.0%	NO	15	80	18.8%
2003	37	13	MW	53	TULSA	0	0	0	0	6	15	42	1	9.5%	NO	0.0%	NO	15	63	23.8%
1995	13	2	W	54	U CONN	0	0	0	3	7	2	0	3	83.3%	YES	0.0%	NO	3	12	25.0%
1996	5	1	SE	54	U CONN	1	7	2	2	6	1	0	2	94.7%	YES	52.6%	NO	6	19	31.6%
1998	15	2	E	54	U CONN	0	0	0	20	7	1	0	3	96.4%	YES	0.0%	NO	20	28	71.4%
1999	2	1	W	54	U CONN	4	11	5	14	1	1	0	6	97.2%	YES	55.6%	YES	4	36	11.1%
2000	17	5	S	54	U CONN	0	0	4	2	16	12	2	1	61.1%	NO	11.1%	NO	12	36	33.3%
2002	6	2	E	54	U CONN	4	3	7	44	12	9	1	3	87.5%	YES	17.5%	NO	44	80	55.0%
2003	17	5	S	54	U CONN	0	1	3	5	25	25	4	2	54.0%	YES	6.3%	NO	25	63	39.7%
2004	4	2	W(PHX)	54	U CONN	11	11	13	31	12	1	0	6	98.7%	YES	44.3%	YES	11	79	13.9%
2005	5	2	E(SYR)	54	U CONN	4	4	7	28	30	9	0	1	89.0%	NO	18.3%	NO	9	82	11.0%
2006	1	1	E(WDC)	54	U CONN	39	17	12	10	6	0	1	3	98.8%	YES	80.0%	NO	10	85	11.8%
1995	5	2	E	55	U MASS	0	1	5	2	4	0	0	3	100.0%	YES	50.0%	NO	2	12	16.7%
1996	3	1	E	55	U MASS	3	2	6	7	1	0	0	4	100.0%	YES	57.9%	YES	6	19	31.6%
1997	31	11	E	55	U MASS	0	0	0	0	2	6	14	0	9.1%	NO	0.0%	NO	14	22	63.6%
1998	35	7	S	55	U MASS	0	0	0	0	0	23	5	0	0.0%	NO	0.0%	NO	5	28	17.9%
1995	1	1	W	56	UCLA	10	0	1	0	1	0	0	6	100.0%	YES	91.7%	YES	10	12	83.3%
1996	2	4	SE	56	UCLA	6	0	0	0	7	5	1	0	68.4%	NO	31.6%	NO	1	19	5.3%
1997	4	2	MW	56	UCLA	2	1	6	3	9	1	0	3	95.5%	YES	40.9%	NO	3	22	13.6%
1998	8	6	S	56	UCLA	0	1	2	2	3	18	2	2	28.6%	YES	10.7%	NO	3	28	10.7%
1999	14	5	S	56	UCLA	0	0	1	8	9	15	3	0	50.0%	NO	2.8%	NO	3	36	8.3%
2000	8	6	MW	56	UCLA	1	0	0	6	8	16	5	2	41.7%	YES	2.8%	NO	8	36	22.2%
2001	7	4	E	56	UCLA	2	0	1	3	32	16	5	2	64.4%	YES	5.1%	NO	32	59	54.2%
2002	12	8	W	56	UCLA	1	0	1	7	6	40	25	2	18.8%	YES	2.5%	NO	6	80	7.5%
2005	36	11	W(ALQ)	56	UCLA	0	0	0	0	5	25	52	0	6.1%	NO	0.0%	NO	52	82	63.4%
2006	3	2	W(OAK)	56	UCLA	9	2	21	19	29	5	0	5	94.1%	YES	37.6%	YES	2	85	2.4%
1995	20	4	W	57	UTAH	0	0	0	0	4	5	3	1	33.3%	NO	0.0%	NO	5	12	41.7%
1996	17	4	MW	57	UTAH	0	0	0	1	12	6	0	2	68.4%	YES	0.0%	NO	12	19	63.2%
1997	8	2	W	57	UTAH	0	1	0	5	14	2	0	3	90.9%	YES	4.5%	NO	5	22	22.7%
1998	5	3	W	57	UTAH	1	0	0	10	8	8	1	5	67.9%	YES	3.6%	YES	0	28	0.0%
1999	10	2	MW	57	UTAH	0	1	8	8	18	1	0	1	97.2%	NO	25.0%	NO	1	36	2.8%
2000	39	8	MW	57	UTAH	0	0	0	0	2	16	18	1	5.6%	NO	0.0%	NO	16	36	44.4%
2002	40	12	S	57	UTAH	0	0	0	0	2	15	63	0	2.5%	NO	0.0%	NO	63	80	78.8%
2003	52	9	MW	57	UTAH	0	0	0	0	0	21	42	1	0.0%	NO	0.0%	NO	21	63	33.3%
2004	24	11	M(STL)	57	UTAH	0	0	1	1	2	24	51	0	5.1%	NO	1.3%	NO	51	79	64.6%
2005	24	6	S(AUS)	57	UTAH	0	0	0	4	10	49	19	2	17.1%	YES	0.0%	NO	10	82	12.2%
1995	7	3	E	58	VILLANOVA	0	1	2	1	6	2	0	0	83.3%	NO	25.0%	NO	0	12	0.0%
1996	13	3	MW	58	VILLANOVA	0	0	0	5	10	3	1	1	78.9%	NO	0.0%	NO	3	19	15.8%

HWCI NCAA POOL: TEAM LEDGER

YEAR	Rnk	S	R	ID	TEAM	W6	W5	W4	W3	W2	W1	W0	RES	%S16	S16?	%F4	F4?	#COR	#ENT	%COR
1997	23	4	E	58	VILLANOVA	0	0	0	0	19	2	1	1	86.4%	NO	0.0%	NO	2	22	9.1%
1999	39	8	MW	58	VILLANOVA	0	0	0	0	0	27	9	0	0.0%	NO	0.0%	NO	9	36	25.0%
2005	33	5	E(SYR)	58	VILLANOVA	0	0	0	0	24	32	26	2	29.3%	YES	0.0%	NO	24	82	29.3%
2006	4	1	M(MIN)	58	VILLANOVA	4	5	24	17	25	10	0	3	88.2%	YES	38.8%	NO	17	85	20.0%
1995	14	4	MW	59	VIRGINIA	0	0	0	2	2	8	0	3	33.3%	YES	0.0%	NO	2	12	16.7%
1997	44	9	W	59	VIRGINIA	0	0	0	0	0	6	16	0	0.0%	NO	0.0%	NO	16	22	72.7%
2001	19	5	S	59	VIRGINIA	0	0	2	1	18	13	25	0	35.6%	NO	3.4%	NO	25	59	42.4%
1995	8	1	E	60	WAKE FOREST	0	0	3	8	1	0	0	2	100.0%	YES	25.0%	NO	1	12	8.3%
1996	7	2	MW	60	WAKE FOREST	0	1	3	10	5	0	0	3	100.0%	YES	21.1%	NO	10	19	52.6%
1997	6	3	W	60	WAKE FOREST	0	3	0	12	6	1	0	1	95.5%	NO	13.6%	NO	1	22	4.5%
2001	34	7	MW	60	WAKE FOREST	0	0	0	1	1	45	12	0	3.4%	NO	0.0%	NO	12	59	20.3%
2002	27	7	MW	60	WAKE FOREST	0	0	1	2	3	33	41	1	7.5%	NO	1.3%	NO	33	80	41.3%
2003	15	2	E	60	WAKE FOREST	0	4	10	15	29	5	0	1	92.1%	NO	22.2%	NO	5	63	7.9%
2004	19	4	E(E-R)	60	WAKE FOREST	0	0	4	26	25	22	2	2	69.6%	YES	5.1%	NO	25	79	31.6%
2005	4	2	W(ALQ)	60	WAKE FOREST	8	10	29	19	16	0	0	1	100.0%	NO	57.3%	NO	0	82	0.0%
1995	24	8	MW	61	WE KENTUCKY	0	0	0	0	1	6	5	1	8.3%	NO	0.0%	NO	6	12	50.0%
2001	48	14	S	61	WE KENTUCKY	0	0	0	0	1	2	56	0	1.7%	NO	0.0%	NO	56	59	94.9%
2002	36	9	MW	61	WE KENTUCKY	0	0	0	1	4	30	45	0	6.3%	NO	0.0%	NO	45	80	56.3%
2003	44	13	W	61	WE KENTUCKY	0	0	0	0	2	1	60	0	3.2%	NO	0.0%	NO	60	63	95.2%
1995	48	14	SE	62	WEBER ST	0	0	0	0	0	0	12	1	0.0%	NO	0.0%	NO	0	12	0.0%
1999	36	14	W	62	WEBER ST	0	0	0	0	1	0	35	1	2.8%	NO	0.0%	NO	0	36	0.0%
2003	38	12	MW	62	WEBER ST	0	0	0	0	5	18	40	0	7.9%	NO	0.0%	NO	40	63	63.5%
1995	27	14	MW	63	WIS GRN BAY	0	0	0	0	1	0	11	0	8.3%	NO	0.0%	NO	11	12	91.7%
1996	36	8	MW	63	WIS GRN BAY	0	0	0	0	0	10	9	0	0.0%	NO	0.0%	NO	9	19	47.4%
1995	27	11	SE	64	XAVIER	0	0	0	0	1	0	11	0	8.3%	NO	0.0%	NO	11	12	91.7%
1997	33	7	MW	64	XAVIER	0	0	0	0	1	18	3	1	4.5%	NO	0.0%	NO	18	22	81.8%
1998	20	6	E	64	XAVIER	0	0	0	2	8	13	5	0	35.7%	NO	0.0%	NO	5	28	17.9%
2001	40	11	MW	64	XAVIER	0	0	0	0	5	14	40	0	8.5%	NO	0.0%	NO	40	59	67.8%
2002	38	7	W	64	XAVIER	0	0	0	0	3	40	37	1	3.8%	NO	0.0%	NO	40	80	50.0%
2003	7	3	S	64	XAVIER	1	5	6	6	8	35	2	1	41.3%	NO	19.0%	NO	35	63	55.6%
2004	16	7	S(ATL)	64	XAVIER	0	1	2	3	9	33	31	3	19.0%	YES	3.8%	NO	3	79	3.8%
2006	55	14	W(OAK)	64	XAVIER	0	0	0	0	0	4	81	0	0.0%	NO	0.0%	NO	81	85	95.3%
1996	51	14	SE	65	AUSTIN PEAY	0	0	0	0	0	0	19	0	0.0%	NO	0.0%	NO	19	19	100.0%
2003	56	13	E	65	AUSTIN PEAY	0	0	0	0	0	1	62	0	0.0%	NO	0.0%	NO	62	63	98.4%
1996	40	11	SE	66	BOSTON COL	0	0	0	0	0	5	14	1	0.0%	NO	0.0%	NO	5	19	26.3%
1997	24	5	W	66	BOSTON COL	0	0	0	0	11	8	3	1	50.0%	NO	0.0%	NO	8	22	36.4%
2001	17	3	E	66	BOSTON COL	0	0	3	9	27	20	0	1	66.1%	NO	5.1%	NO	20	59	33.9%
2002	44	11	MW	66	BOSTON COL	0	0	0	0	2	12	66	0	2.5%	NO	0.0%	NO	66	80	82.5%
2004	29	6	M(STL)	66	BOSTON COL	0	0	0	1	2	48	28	1	3.8%	NO	0.0%	NO	48	79	60.8%
2005	17	4	M(CHI)	66	BOSTON COL	0	1	0	1	48	23	9	1	61.0%	NO	1.2%	NO	23	82	28.0%
2006	9	4	M(MIN)	66	BOSTON COL	1	3	14	11	35	15	6	2	75.3%	YES	21.2%	NO	35	85	41.2%
1996	44	8	E	67	BRADLEY	0	0	0	0	0	3	16	0	0.0%	NO	0.0%	NO	16	19	84.2%
2006	57	13	W(OAK)	67	BRADLEY	0	0	0	0	0	3	82	2	0.0%	YES	0.0%	NO	0	85	0.0%
1996	26	12	MW	68	CALIFORNIA	0	0	0	0	2	7	10	0	10.5%	NO	0.0%	NO	10	19	52.6%
1997	28	5	E	68	CALIFORNIA	0	0	0	0	3	14	5	2	13.6%	YES	0.0%	NO	3	22	13.6%
2001	28	8	S	68	CALIFORNIA	0	0	0	2	1	30	26	0	5.1%	NO	0.0%	NO	26	59	44.1%
2002	28	6	S	68	CALIFORNIA	0	0	0	8	22	31	19	1	37.5%	NO	0.0%	NO	31	80	38.8%
2003	31	8	E	68	CALIFORNIA	0	0	0	1	1	30	31	1	3.2%	NO	0.0%	NO	30	63	47.6%
2006	23	7	S(ATL)	68	CALIFORNIA	0	0	1	2	4	41	37	0	8.2%	NO	1.2%	NO	37	85	43.5%
1996	51	13	MW	69	CANISIUS	0	0	0	0	0	0	19	0	0.0%	NO	0.0%	NO	19	19	100.0%
1996	51	16	E	70	CENTRAL FLA	0	0	0	0	0	0	19	0	0.0%	NO	0.0%	NO	19	19	100.0%
2004	56	14	E(E-R)	70	CENTRAL FLA	0	0	0	0	0	1	78	0	0.0%	NO	0.0%	NO	78	79	98.7%
2005	59	15	E(SYR)	70	CENTRAL FLA	0	0	0	0	0	0	82	0	0.0%	NO	0.0%	NO	82	82	100.0%
1996	29	9	W	71	CLEMSON	0	0	0	0	1	5	13	0	5.3%	NO	0.0%	NO	13	19	68.4%
1997	10	4	MW	71	CLEMSON	0	0	2	4	8	8	0	2	63.6%	YES	9.1%	NO	8	22	36.4%
1998	17	6	MW	71	CLEMSON	0	0	0	3	3	19	3	0	21.4%	NO	0.0%	NO	3	28	10.7%
1996	27	8	SE	72	DUKE	0	0	0	0	1	13	5	0	5.3%	NO	0.0%	NO	5	19	26.3%
1997	14	2	SE	72	DUKE	0	0	0	17	4	1	0	1	95.5%	NO	0.0%	NO	1	22	4.5%
1998	4	1	S	72	DUKE	1	10	5	10	2	0	0	3	100.0%	YES	57.1%	NO	10	28	35.7%
1999	1	1	E	72	DUKE	29	3	2	1	0	1	0	5	97.2%	YES	94.4%	YES	3	36	8.3%

HWC NCAA POOL: TEAM LEDGER

YEAR	Rnk	S	R	ID	TEAM	W6	W5	W4	W3	W2	W1	W0	RES	%S16	S16?	%F4	F4?	#COR	#ENT	%COR
2000	3	1	E	72	DUKE	6	5	10	10	5	0	0	2	100.0%	YES	58.3%	NO	5	36	13.9%
2001	2	1	E	72	DUKE	15	5	25	7	7	0	0	6	100.0%	YES	76.3%	YES	15	59	25.4%
2002	1	1	S	72	DUKE	22	19	18	5	16	0	0	2	100.0%	YES	73.8%	NO	16	80	20.0%
2003	5	3	W	72	DUKE	2	0	6	19	30	6	0	2	90.5%	YES	12.7%	NO	30	63	47.6%
2004	2	1	S(ATL)	72	DUKE	16	7	24	12	10	10	0	4	87.3%	YES	59.5%	YES	24	79	30.4%
2005	3	1	S(AUS)	72	DUKE	11	9	26	13	21	2	0	2	97.6%	YES	56.1%	NO	21	82	25.6%
2006	2	1	S(ATL)	72	DUKE	19	26	18	11	10	1	0	2	98.8%	YES	74.1%	NO	10	85	11.8%
1996	40	9	SE	73	EA MICHIGAN	0	0	0	0	0	5	14	1	0.0%	NO	0.0%	NO	5	19	26.3%
1998	32	13	E	73	EA MICHIGAN	0	0	0	0	1	2	25	0	3.6%	NO	0.0%	NO	25	28	89.3%
1996	15	3	SE	74	GA TECH	0	0	0	2	15	2	0	2	89.5%	YES	0.0%	NO	15	19	78.9%
2001	50	8	W	74	GA TECH	0	0	0	0	0	26	33	0	0.0%	NO	0.0%	NO	33	59	55.9%
2004	15	3	M(STL)	74	GA TECH	0	2	10	22	37	7	1	5	89.9%	YES	15.2%	YES	2	79	2.5%
2005	18	5	W(ALQ)	74	GA TECH	0	0	2	12	17	40	11	1	37.8%	NO	2.4%	NO	40	82	48.8%
1996	28	11	W	75	GEO WASH	0	0	0	0	1	7	11	0	5.3%	NO	0.0%	NO	11	19	57.9%
1998	36	9	S	75	GEO WASH	0	0	0	0	0	19	9	0	0.0%	NO	0.0%	NO	9	28	32.1%
1999	31	11	S	75	GEO WASH	0	0	0	0	1	14	21	0	2.8%	NO	0.0%	NO	21	36	58.3%
2005	32	12	W(ALQ)	75	GEO WASH	0	0	0	1	0	10	71	0	1.2%	NO	0.0%	NO	71	82	86.6%
2006	45	8	S(ATL)	75	GEO WASH	0	0	0	0	1	55	29	1	1.2%	NO	0.0%	NO	55	85	64.7%
1996	33	8	W	76	GEORGIA	0	0	0	0	0	13	6	2	0.0%	YES	0.0%	NO	0	19	0.0%
1997	15	3	SE	76	GEORGIA	0	0	0	3	12	7	0	0	68.2%	NO	0.0%	NO	0	22	0.0%
2001	50	8	E	76	GEORGIA	0	0	0	0	0	26	33	0	0.0%	NO	0.0%	NO	33	59	55.9%
2002	26	3	E	76	GEORGIA	0	0	1	11	41	25	2	1	66.3%	NO	1.3%	NO	25	80	31.3%
1996	11	6	W	77	IOWA	0	0	1	0	4	6	8	1	26.3%	NO	5.3%	NO	6	19	31.6%
1997	36	8	W	77	IOWA	0	0	0	0	0	16	6	1	0.0%	NO	0.0%	NO	16	22	72.7%
1999	22	5	W	77	IOWA	0	0	0	0	13	19	4	2	36.1%	YES	0.0%	NO	13	36	36.1%
2001	26	7	E	77	IOWA	0	0	0	3	1	36	19	1	6.8%	NO	0.0%	NO	36	59	61.0%
2005	29	10	S(AUS)	77	IOWA	0	0	0	1	1	33	47	0	2.4%	NO	0.0%	NO	47	82	57.3%
2006	11	3	S(ATL)	77	IOWA	1	2	2	22	34	20	4	0	71.8%	NO	5.9%	NO	4	85	4.7%
1996	39	10	E	78	KANSAS ST	0	0	0	0	0	7	12	0	0.0%	NO	0.0%	NO	12	19	63.2%
1996	22	4	E	79	MARQUETTE	0	0	0	0	14	4	1	1	73.7%	NO	0.0%	NO	4	19	21.1%
1997	34	7	SE	79	MARQUETTE	0	0	0	0	1	12	9	0	4.5%	NO	0.0%	NO	9	22	40.9%
2002	33	5	E	79	MARQUETTE	0	0	0	2	31	30	17	0	41.3%	NO	0.0%	NO	17	80	21.3%
2003	12	3	MW	79	MARQUETTE	1	0	1	13	22	23	3	4	58.7%	YES	3.2%	YES	1	63	1.6%
2006	25	7	W(OAK)	79	MARQUETTE	0	0	1	0	2	52	30	0	3.5%	NO	1.2%	NO	30	85	35.3%
1996	51	15	E	80	MISS VALLEY	0	0	0	0	0	0	19	0	0.0%	NO	0.0%	NO	19	19	100.0%
1996	46	13	E	81	MONMOUTH	0	0	0	0	0	1	18	0	0.0%	NO	0.0%	NO	18	19	94.7%
2001	55	16	E	81	MONMOUTH	0	0	0	0	0	0	59	0	0.0%	NO	0.0%	NO	59	59	100.0%
2004	58	15	S(ATL)	81	MONMOUTH	0	0	0	0	0	0	79	0	0.0%	NO	0.0%	NO	79	79	100.0%
2006	60	16	M(MIN)	81	MONMOUTH	0	0	0	0	0	0	85	0	0.0%	NO	0.0%	NO	85	85	100.0%
1996	46	13	W	82	MONTANA ST	0	0	0	0	0	1	18	0	0.0%	NO	0.0%	NO	18	19	94.7%
1996	51	15	MW	83	NE LOUISIANA	0	0	0	0	0	0	19	0	0.0%	NO	0.0%	NO	19	19	100.0%
1996	34	7	E	84	NEW MEXICO	0	0	0	0	0	12	7	1	0.0%	NO	0.0%	NO	12	19	63.2%
1997	16	3	E	84	NEW MEXICO	0	0	0	2	12	8	0	1	63.6%	NO	0.0%	NO	8	22	36.4%
1998	24	4	S	84	NEW MEXICO	0	0	0	0	11	16	1	1	39.3%	NO	0.0%	NO	16	28	57.1%
1999	30	9	W	84	NEW MEXICO	0	0	0	0	1	18	17	1	2.8%	NO	0.0%	NO	18	36	50.0%
2005	35	12	E(SYR)	84	NEW MEXICO	0	0	0	0	6	20	56	0	7.3%	NO	0.0%	NO	56	82	68.3%
1996	45	11	E	85	NEW ORLEANS	0	0	0	0	0	2	17	0	0.0%	NO	0.0%	NO	17	19	89.5%
1996	51	14	E	86	NO ILLINOIS	0	0	0	0	0	0	19	0	0.0%	NO	0.0%	NO	19	19	100.0%
1996	20	5	E	87	PENN STATE	0	0	0	1	4	10	4	0	26.3%	NO	0.0%	NO	4	19	21.1%
2001	32	7	S	87	PENN STATE	0	0	0	1	2	31	25	2	5.1%	YES	0.0%	NO	2	59	3.4%
1996	46	14	MW	88	PORTLAND	0	0	0	0	0	1	18	0	0.0%	NO	0.0%	NO	18	19	94.7%
1996	46	13	SE	89	PRINCETON	0	0	0	0	0	1	18	1	0.0%	NO	0.0%	NO	1	19	5.3%
1997	45	12	E	89	PRINCETON	0	0	0	0	0	5	17	0	0.0%	NO	0.0%	NO	17	22	77.3%
1998	14	5	E	89	PRINCETON	0	0	1	0	12	4	11	1	46.4%	NO	3.6%	NO	4	28	14.3%
2001	55	15	S	89	PRINCETON	0	0	0	0	0	0	59	0	0.0%	NO	0.0%	NO	59	59	100.0%
2004	54	14	S(ATL)	89	PRINCETON	0	0	0	0	0	4	75	0	0.0%	NO	0.0%	NO	75	79	94.9%
1996	51	16	W	90	S CRLNA ST	0	0	0	0	0	0	19	0	0.0%	NO	0.0%	NO	19	19	100.0%
1998	56	15	S	90	S CRLNA ST	0	0	0	0	0	0	28	0	0.0%	NO	0.0%	NO	28	28	100.0%
2000	45	16	S	90	S CRLNA ST	0	0	0	0	1	0	35	0	2.8%	NO	0.0%	NO	35	36	97.2%
2003	57	16	E	90	S CRLNA ST	0	0	0	0	0	0	63	0	0.0%	NO	0.0%	NO	63	63	100.0%

HWC I NCAA POOL: TEAM LEDGER

YEAR	Rnk	S	R	ID	TEAM	W6	W5	W4	W3	W2	W1	W0	RES	%S16	S16?	%F4	F4?	#COR	#ENT	%COR
1996	51	16	MW	91	SAN JOSE ST	0	0	0	0	0	0	19	0	0.0%	NO	0.0%	NO	19	19	100.0%
1996	18	3	E	92	TEXAS TECH	0	0	0	1	9	9	0	2	52.6%	YES	0.0%	NO	9	19	47.4%
2002	21	6	E	92	TEXAS TECH	0	1	0	1	23	40	15	0	31.3%	NO	1.3%	NO	15	80	18.8%
2004	34	8	E(E-R)	92	TEXAS TECH	0	0	0	0	9	40	30	1	11.4%	NO	0.0%	NO	40	79	50.6%
2005	34	6	W(ALQ)	92	TEXAS TECH	0	0	0	0	14	38	30	2	17.1%	YES	0.0%	NO	14	82	17.1%
1996	51	15	SE	93	UNC GREENSB	0	0	0	0	0	0	19	0	0.0%	NO	0.0%	NO	19	19	100.0%
2001	55	16	W	93	UNC GREENSB	0	0	0	0	0	0	59	0	0.0%	NO	0.0%	NO	59	59	100.0%
1996	51	12	SE	94	VA COMMONW	0	0	0	0	0	0	19	0	0.0%	NO	0.0%	NO	19	19	100.0%
2004	55	13	E(E-R)	94	VA COMMONW	0	0	0	0	0	2	77	0	0.0%	NO	0.0%	NO	77	79	97.5%
1996	37	9	MW	95	VA TECH	0	0	0	0	0	9	10	1	0.0%	NO	0.0%	NO	9	19	47.4%
1996	51	14	W	96	VALPARAISO	0	0	0	0	0	0	19	0	0.0%	NO	0.0%	NO	19	19	100.0%
1997	35	12	W	96	VALPARAISO	0	0	0	0	1	2	19	0	4.5%	NO	0.0%	NO	19	22	86.4%
1998	49	13	MW	96	VALPARAISO	0	0	0	0	0	2	26	2	0.0%	YES	0.0%	NO	0	28	0.0%
1999	36	15	S	96	VALPARAISO	0	0	0	0	1	0	35	0	2.8%	NO	0.0%	NO	35	36	97.2%
2000	57	16	MW	96	VALPARAISO	0	0	0	0	0	0	36	0	0.0%	NO	0.0%	NO	36	36	100.0%
2002	42	13	E	96	VALPARAISO	0	0	0	0	2	13	65	0	2.5%	NO	0.0%	NO	65	80	81.3%
2004	56	15	M(STL)	96	VALPARAISO	0	0	0	0	0	1	78	0	0.0%	NO	0.0%	NO	78	79	98.7%
1996	51	15	W	97	WE CAROLINA	0	0	0	0	0	0	19	0	0.0%	NO	0.0%	NO	19	19	100.0%
1997	13	12	MW	98	BOSTON U	0	0	1	0	0	2	19	0	4.5%	NO	4.5%	NO	19	22	86.4%
2002	59	16	W	98	BOSTON U	0	0	0	0	0	0	80	0	0.0%	NO	0.0%	NO	80	80	100.0%
1997	52	14	MW	99	BUTLER	0	0	0	0	0	0	22	0	0.0%	NO	0.0%	NO	22	22	100.0%
1998	51	13	S	99	BUTLER	0	0	0	0	0	1	27	0	0.0%	NO	0.0%	NO	27	28	96.4%
2000	52	12	E	99	BUTLER	0	0	0	0	0	1	35	0	0.0%	NO	0.0%	NO	35	36	97.2%
2001	22	10	MW	99	BUTLER	0	0	1	0	0	11	47	1	1.7%	NO	1.7%	NO	11	59	18.6%
2003	39	12	E	99	BUTLER	0	0	0	0	4	16	43	2	6.3%	YES	0.0%	NO	4	63	6.3%
1997	52	15	MW	100	CHARLESTN S	0	0	0	0	0	0	22	0	0.0%	NO	0.0%	NO	22	22	100.0%
1997	32	12	SE	101	COL CHARLST	0	0	0	0	2	3	17	1	9.1%	NO	0.0%	NO	3	22	13.6%
1998	51	14	MW	101	COL CHARLST	0	0	0	0	0	1	27	0	0.0%	NO	0.0%	NO	27	28	96.4%
1999	29	8	E	101	COL CHARLST	0	0	0	0	1	20	15	0	2.8%	NO	0.0%	NO	15	36	41.7%
1997	43	9	E	102	COLORADO	0	0	0	0	0	7	15	1	0.0%	NO	0.0%	NO	7	22	31.8%
2003	51	10	S	102	COLORADO	0	0	0	0	0	30	33	0	0.0%	NO	0.0%	NO	33	63	52.4%
1997	52	15	E	103	COPPIN ST	0	0	0	0	0	0	22	1	0.0%	NO	0.0%	NO	0	22	0.0%
1997	52	16	E	104	FAIRFIELD	0	0	0	0	0	0	22	0	0.0%	NO	0.0%	NO	22	22	100.0%
1997	46	11	MW	105	ILLINOIS ST	0	0	0	0	0	3	19	0	0.0%	NO	0.0%	NO	19	22	86.4%
1998	38	9	W	105	ILLINOIS ST	0	0	0	0	0	16	12	1	0.0%	NO	0.0%	NO	16	28	57.1%
1997	52	16	SE	106	JACKSON ST	0	0	0	0	0	0	22	0	0.0%	NO	0.0%	NO	22	22	100.0%
2000	57	16	W	106	JACKSON ST	0	0	0	0	0	0	36	0	0.0%	NO	0.0%	NO	36	36	100.0%
1997	50	13	E	107	LONG ISLAND	0	0	0	0	0	1	21	0	0.0%	NO	0.0%	NO	21	22	95.5%
1997	52	16	W	108	MONTANA	0	0	0	0	0	0	22	0	0.0%	NO	0.0%	NO	22	22	100.0%
2002	59	15	MW	108	MONTANA	0	0	0	0	0	0	80	0	0.0%	NO	0.0%	NO	80	80	100.0%
2005	59	16	W(ALQ)	108	MONTANA	0	0	0	0	0	0	82	0	0.0%	NO	0.0%	NO	82	82	100.0%
2006	52	12	M(MIN)	108	MONTANA	0	0	0	0	0	7	78	1	0.0%	NO	0.0%	NO	7	85	8.2%
1997	52	15	W	109	NAVY	0	0	0	0	0	0	22	0	0.0%	NO	0.0%	NO	22	22	100.0%
1998	56	16	E	109	NAVY	0	0	0	0	0	0	28	0	0.0%	NO	0.0%	NO	28	28	100.0%
1997	20	8	MW	110	OLE MISS	0	0	0	1	1	9	11	0	9.1%	NO	0.0%	NO	11	22	50.0%
1998	6	4	MW	110	OLE MISS	1	0	0	0	15	10	2	0	57.1%	NO	3.6%	NO	2	28	7.1%
1999	49	9	MW	110	OLE MISS	0	0	0	0	0	9	27	1	0.0%	NO	0.0%	NO	9	36	25.0%
2001	14	3	MW	110	OLE MISS	0	1	1	3	30	18	6	2	59.3%	YES	3.4%	NO	30	59	50.8%
2002	49	9	W	110	OLE MISS	0	0	0	0	0	25	55	0	0.0%	NO	0.0%	NO	55	80	68.8%
1997	48	13	W	111	PACIFIC	0	0	0	0	0	2	20	0	0.0%	NO	0.0%	NO	20	22	90.9%
2004	52	12	M(STL)	111	PACIFIC	0	0	0	0	0	20	59	1	0.0%	NO	0.0%	NO	20	79	25.3%
2005	26	8	W(ALQ)	111	PACIFIC	0	0	0	2	5	33	42	1	8.5%	NO	0.0%	NO	33	82	40.2%
2006	43	13	M(MIN)	111	PACIFIC	0	0	0	0	3	3	79	0	3.5%	NO	0.0%	NO	79	85	92.9%
1997	41	10	SE	112	PROVIDENCE	0	0	0	0	0	9	13	3	0.0%	YES	0.0%	NO	0	22	0.0%
2001	43	10	S	112	PROVIDENCE	0	0	0	0	2	23	34	0	3.4%	NO	0.0%	NO	34	59	57.6%
2004	33	5	M(STL)	112	PROVIDENCE	0	0	0	0	14	45	20	0	17.7%	NO	0.0%	NO	20	79	25.3%
1997	38	9	SE	113	RHODE ISL	0	0	0	0	0	13	9	0	0.0%	NO	0.0%	NO	9	22	40.9%
1998	40	8	MW	113	RHODE ISL	0	0	0	0	0	14	14	3	0.0%	YES	0.0%	NO	0	28	0.0%
1999	32	12	MW	113	RHODE ISL	0	0	0	0	1	12	23	0	2.8%	NO	0.0%	NO	23	36	63.9%
1997	50	13	SE	114	S ALABAMA	0	0	0	0	0	1	21	0	0.0%	NO	0.0%	NO	21	22	95.5%

HWC NCAA POOL: TEAM LEDGER

YEAR	Rnk	S	R	ID	TEAM	W6	W5	W4	W3	W2	W1	W0	RES	%S16	S16?	%F4	F4?	#COR	#ENT	%COR
1998	31	12	W	114	S ALABAMA	0	0	0	0	1	3	24	0	3.6%	NO	0.0%	NO	24	28	85.7%
2006	48	14	M(MIN)	114	S ALABAMA	0	0	0	0	1	2	82	0	1.2%	NO	0.0%	NO	82	85	96.5%
1997	5	2	E	115	S CAROLINA	1	0	4	14	1	2	0	0	90.9%	NO	22.7%	NO	0	22	0.0%
1998	16	3	E	115	S CAROLINA	0	0	0	5	12	10	1	0	60.7%	NO	0.0%	NO	1	28	3.6%
2004	39	10	E(E-R)	115	S CAROLINA	0	0	0	0	1	23	55	0	1.3%	NO	0.0%	NO	55	79	69.6%
1997	21	11	SE	116	SO CALIF	0	0	0	1	1	7	13	0	9.1%	NO	0.0%	NO	13	22	59.1%
2001	27	6	E	116	SO CALIF	0	0	0	2	7	22	28	3	15.3%	YES	0.0%	NO	2	59	3.4%
2002	16	4	S	116	SO CALIF	0	1	9	4	52	14	0	0	82.5%	NO	12.5%	NO	0	80	0.0%
1997	26	4	W	117	ST JOSEPHS	0	0	0	0	10	10	2	2	45.5%	YES	0.0%	NO	10	22	45.5%
2001	36	9	W	117	ST JOSEPHS	0	0	0	1	0	32	26	1	1.7%	NO	0.0%	NO	32	59	54.2%
2003	40	7	E	117	ST JOSEPHS	0	0	0	0	3	35	25	0	4.8%	NO	0.0%	NO	25	63	39.7%
2004	9	1	E(E-R)	117	ST JOSEPHS	1	5	7	29	26	11	0	3	86.1%	YES	16.5%	NO	29	79	36.7%
1997	52	14	W	118	ST MARYS	0	0	0	0	0	0	22	0	0.0%	NO	0.0%	NO	22	22	100.0%
2005	50	10	M(CHI)	118	ST MARYS	0	0	0	0	0	36	46	0	0.0%	NO	0.0%	NO	46	82	56.1%
1997	52	16	MW	119	SW TEX ST	0	0	0	0	0	0	22	0	0.0%	NO	0.0%	NO	22	22	100.0%
1997	46	10	MW	120	VANDERBILT	0	0	0	0	0	3	19	0	0.0%	NO	0.0%	NO	19	22	86.4%
2004	36	6	W(PHX)	120	VANDERBILT	0	0	0	0	6	38	35	2	7.6%	YES	0.0%	NO	6	79	7.6%
1997	40	7	E	121	WISCONSIN	0	0	0	0	0	10	12	0	0.0%	NO	0.0%	NO	12	22	54.5%
1999	23	5	E	121	WISCONSIN	0	0	0	0	10	18	8	0	27.8%	NO	0.0%	NO	8	36	22.2%
2000	51	8	W	121	WISCONSIN	0	0	0	0	0	12	24	4	0.0%	YES	0.0%	YES	0	36	0.0%
2001	23	6	W	121	WISCONSIN	0	0	0	4	6	39	10	0	16.9%	NO	0.0%	NO	10	59	16.9%
2002	47	8	E	121	WISCONSIN	0	0	0	0	0	33	47	1	0.0%	NO	0.0%	NO	33	80	41.3%
2003	35	5	MW	121	WISCONSIN	0	0	0	0	28	12	23	2	44.4%	YES	0.0%	NO	28	63	44.4%
2004	17	6	E(E-R)	121	WISCONSIN	0	1	1	1	22	45	9	1	31.6%	NO	2.5%	NO	45	79	57.0%
2005	22	6	E(SYR)	121	WISCONSIN	0	0	0	5	10	58	9	3	18.3%	YES	0.0%	NO	5	82	6.1%
2006	33	9	M(MIN)	121	WISCONSIN	0	0	0	1	1	38	45	0	2.4%	NO	0.0%	NO	45	85	52.9%
1998	56	14	S	122	DAVIDSON	0	0	0	0	0	0	28	0	0.0%	NO	0.0%	NO	28	28	100.0%
2002	51	13	W	122	DAVIDSON	0	0	0	0	0	3	77	0	0.0%	NO	0.0%	NO	77	80	96.3%
2006	58	15	M(MIN)	122	DAVIDSON	0	0	0	0	0	1	84	0	0.0%	NO	0.0%	NO	84	85	98.8%
1998	56	15	MW	123	DELAWARE	0	0	0	0	0	0	28	0	0.0%	NO	0.0%	NO	28	28	100.0%
1999	35	13	E	123	DELAWARE	0	0	0	0	1	1	34	0	2.8%	NO	0.0%	NO	34	36	94.4%
1998	46	10	MW	124	DETROIT	0	0	0	0	0	7	21	1	0.0%	NO	0.0%	NO	7	28	25.0%
1999	51	12	S	124	DETROIT	0	0	0	0	0	3	33	1	0.0%	NO	0.0%	NO	3	36	8.3%
1998	56	15	E	125	FDU TEANECK	0	0	0	0	0	0	28	0	0.0%	NO	0.0%	NO	28	28	100.0%
2005	45	16	M(CHI)	125	FDU TEANECK	0	0	0	0	1	0	81	0	1.2%	NO	0.0%	NO	81	82	98.8%
1998	27	12	MW	126	FLORIDA ST	0	0	0	0	3	2	23	1	10.7%	NO	0.0%	NO	2	28	7.1%
1998	42	9	E	127	ILL CHICAGO	0	0	0	0	0	12	16	0	0.0%	NO	0.0%	NO	16	28	57.1%
2002	55	15	W	127	ILL CHICAGO	0	0	0	0	0	1	79	0	0.0%	NO	0.0%	NO	79	80	98.8%
2004	46	13	M(STL)	127	ILL CHICAGO	0	0	0	0	1	1	77	0	1.3%	NO	0.0%	NO	77	79	97.5%
1998	51	12	S	128	IONA	0	0	0	0	0	1	27	0	0.0%	NO	0.0%	NO	27	28	96.4%
2000	52	14	MW	128	IONA	0	0	0	0	0	1	35	0	0.0%	NO	0.0%	NO	35	36	97.2%
2001	46	14	MW	128	IONA	0	0	0	0	1	5	53	0	1.7%	NO	0.0%	NO	53	59	89.8%
2006	45	13	S(ATL)	128	IONA	0	0	0	0	2	8	75	0	2.4%	NO	0.0%	NO	75	85	88.2%
1998	34	11	S	129	MIAMI FLA	0	0	0	0	1	1	26	0	3.6%	NO	0.0%	NO	26	28	92.9%
1999	15	2	E	129	MIAMI FLA	0	0	1	6	28	1	0	1	97.2%	NO	2.8%	NO	1	36	2.8%
2000	28	6	S	129	MIAMI FLA	0	0	0	2	2	17	15	2	11.1%	YES	0.0%	NO	2	36	5.6%
2002	34	5	W	129	MIAMI FLA	0	0	0	1	17	30	32	0	22.5%	NO	0.0%	NO	32	80	40.0%
1998	49	11	W	130	NEBRASKA	0	0	0	0	0	2	26	0	0.0%	NO	0.0%	NO	26	28	92.9%
1998	56	15	W	131	NO ARIZONA	0	0	0	0	0	0	28	0	0.0%	NO	0.0%	NO	28	28	100.0%
2000	57	15	W	131	NO ARIZONA	0	0	0	0	0	0	36	0	0.0%	NO	0.0%	NO	36	36	100.0%
1998	56	16	MW	132	PRAIRIE VW	0	0	0	0	0	0	28	0	0.0%	NO	0.0%	NO	28	28	100.0%
1998	56	16	S	133	RADFORD	0	0	0	0	0	0	28	0	0.0%	NO	0.0%	NO	28	28	100.0%
1998	51	14	E	134	RICHMOND	0	0	0	0	0	1	27	1	0.0%	NO	0.0%	NO	1	28	3.6%
2004	42	11	E(E-R)	134	RICHMOND	0	0	0	0	1	8	70	0	1.3%	NO	0.0%	NO	70	79	88.6%
1998	51	14	W	135	SN FRAN	0	0	0	0	0	1	27	0	0.0%	NO	0.0%	NO	27	28	96.4%
1998	21	7	MW	136	ST JOHNS	0	0	0	1	5	15	7	0	21.4%	NO	0.0%	NO	7	28	25.0%
1999	11	3	S	136	ST JOHNS	0	0	6	8	21	1	0	3	97.2%	YES	16.7%	NO	8	36	22.2%
2000	6	2	W	136	ST JOHNS	2	0	13	14	6	1	0	1	97.2%	NO	41.7%	NO	1	36	2.8%
2002	22	9	E	136	ST JOHNS	0	1	0	1	0	45	33	0	2.5%	NO	1.3%	NO	33	80	41.3%
1998	25	5	MW	137	TCU	0	0	0	0	9	14	5	0	32.1%	NO	0.0%	NO	5	28	17.9%

HWCI NCAA POOL: TEAM LEDGER

YEAR	Rnk	S	R	ID	TEAM	W6	W5	W4	W3	W2	W1	W0	RES	%S16	S16?	%F4	F4?	#COR	#ENT	%COR
1998	42	8	W	138	TENNESSEE	0	0	0	0	0	12	16	0	0.0%	NO	0.0%	NO	16	28	57.1%
1999	18	4	E	138	TENNESSEE	0	0	0	1	21	12	2	1	61.1%	NO	0.0%	NO	12	36	33.3%
2000	20	4	S	138	TENNESSEE	0	0	1	1	9	23	2	2	30.6%	YES	2.8%	NO	9	36	25.0%
2001	31	8	MW	138	TENNESSEE	0	0	0	1	2	32	24	0	5.1%	NO	0.0%	NO	24	59	40.7%
2006	18	2	E(WDC)	138	TENNESSEE	0	0	2	13	53	11	6	1	80.0%	NO	2.4%	NO	11	85	12.9%
1998	44	12	E	139	UNLV	0	0	0	0	0	11	17	0	0.0%	NO	0.0%	NO	17	28	60.7%
2000	38	10	S	139	UNLV	0	0	0	0	3	6	27	0	8.3%	NO	0.0%	NO	27	36	75.0%
1998	32	13	W	140	UTAH ST	0	0	0	0	1	2	25	0	3.6%	NO	0.0%	NO	25	28	89.3%
2000	42	12	S	140	UTAH ST	0	0	0	0	2	0	34	0	5.6%	NO	0.0%	NO	34	36	94.4%
2001	41	12	E	140	UTAH ST	0	0	0	0	4	5	50	1	6.8%	NO	0.0%	NO	5	59	8.5%
2003	49	15	W	140	UTAH ST	0	0	0	0	1	1	61	0	1.6%	NO	0.0%	NO	61	63	96.8%
2005	21	14	M(CHI)	140	UTAH ST	0	0	1	0	0	3	78	0	1.2%	NO	1.2%	NO	78	82	95.1%
2006	44	12	E(WDC)	140	UTAH ST	0	0	0	0	2	21	62	0	2.4%	NO	0.0%	NO	62	85	72.9%
1998	29	10	W	141	W VIRGINIA	0	0	0	0	1	9	18	2	3.6%	YES	0.0%	NO	1	28	3.6%
2005	48	7	W(ALQ)	141	W VIRGINIA	0	0	0	0	0	52	30	3	0.0%	YES	0.0%	NO	0	82	0.0%
2006	19	6	S(ATL)	141	W VIRGINIA	0	0	2	6	11	34	32	2	22.4%	YES	2.4%	NO	11	85	12.9%
1998	30	11	E	142	WASHINGTON	0	0	0	0	1	4	23	2	3.6%	YES	0.0%	NO	1	28	3.6%
1999	27	7	MW	142	WASHINGTON	0	0	0	0	1	25	10	0	2.8%	NO	0.0%	NO	10	36	27.8%
2004	25	8	M(STL)	142	WASHINGTON	0	0	1	0	4	46	28	0	6.3%	NO	1.3%	NO	28	79	35.4%
2005	8	1	W(ALQ)	142	WASHINGTON	2	3	4	18	35	20	0	2	75.6%	YES	11.0%	NO	35	82	42.7%
2006	24	5	E(WDC)	142	WASHINGTON	0	0	1	0	19	42	23	2	23.5%	YES	1.2%	NO	19	85	22.4%
1998	48	11	MW	143	WE MICHIGAN	0	0	0	0	0	3	25	1	0.0%	NO	0.0%	NO	3	28	10.7%
2004	28	11	W(PHX)	143	WE MICHIGAN	0	0	0	1	11	23	44	0	15.2%	NO	0.0%	NO	44	79	55.7%
1999	50	12	W	144	ALA BIRM	0	0	0	0	0	4	32	0	0.0%	NO	0.0%	NO	32	36	88.9%
2004	51	9	M(STL)	144	ALA BIRM	0	0	0	0	0	28	51	2	0.0%	YES	0.0%	NO	0	79	0.0%
2005	38	11	M(CHI)	144	ALA BIRM	0	0	0	0	2	28	52	1	2.4%	NO	0.0%	NO	28	82	34.1%
2006	50	9	E(WDC)	144	ALA BIRM	0	0	0	0	0	33	52	0	0.0%	NO	0.0%	NO	52	85	61.2%
1999	53	15	W	145	ALCORN ST	0	0	0	0	0	0	36	0	0.0%	NO	0.0%	NO	36	36	100.0%
1999	53	15	MW	146	ARK STATE	0	0	0	0	0	0	36	0	0.0%	NO	0.0%	NO	36	36	100.0%
1999	8	1	S	147	AUBURN	0	3	7	11	13	2	0	2	94.4%	YES	27.8%	NO	13	36	36.1%
2000	32	7	MW	147	AUBURN	0	0	0	1	4	18	13	1	13.9%	NO	0.0%	NO	18	36	50.0%
2003	33	10	E	147	AUBURN	0	0	0	1	1	23	38	2	3.2%	YES	0.0%	NO	1	63	1.6%
1999	47	10	S	148	CREIGHTON	0	0	0	0	0	10	26	1	0.0%	NO	0.0%	NO	10	36	27.8%
2000	43	10	MW	148	CREIGHTON	0	0	0	0	1	12	23	0	2.8%	NO	0.0%	NO	23	36	63.9%
2001	44	10	E	148	CREIGHTON	0	0	0	0	1	18	40	0	1.7%	NO	0.0%	NO	40	59	67.8%
2002	50	12	MW	148	CREIGHTON	0	0	0	0	0	11	69	1	0.0%	NO	0.0%	NO	11	80	13.8%
2003	29	6	W	148	CREIGHTON	0	0	0	1	5	42	15	0	9.5%	NO	0.0%	NO	15	63	23.8%
2005	53	10	W(ALQ)	148	CREIGHTON	0	0	0	0	0	30	52	0	0.0%	NO	0.0%	NO	52	82	63.4%
1999	52	11	MW	149	EVANSVILLE	0	0	0	0	0	2	34	0	0.0%	NO	0.0%	NO	34	36	94.4%
1999	53	16	E	150	FLORIDA A&M	0	0	0	0	0	0	36	0	0.0%	NO	0.0%	NO	36	36	100.0%
2004	58	16	M(STL)	150	FLORIDA A&M	0	0	0	0	0	0	79	0	0.0%	NO	0.0%	NO	79	79	100.0%
1999	53	14	E	151	GEO MASON	0	0	0	0	0	0	36	0	0.0%	NO	0.0%	NO	36	36	100.0%
2001	55	14	W	151	GEO MASON	0	0	0	0	0	0	59	0	0.0%	NO	0.0%	NO	59	59	100.0%
2006	53	11	E(WDC)	151	GEO MASON	0	0	0	0	0	5	80	4	0.0%	YES	0.0%	YES	0	85	0.0%
1999	21	11	E	152	KENT ST	0	0	0	1	0	1	34	0	2.8%	NO	0.0%	NO	34	36	94.4%
2001	54	13	W	152	KENT ST	0	0	0	0	0	3	56	1	0.0%	NO	0.0%	NO	3	59	5.1%
2002	31	10	S	152	KENT ST	0	0	0	3	3	32	42	3	7.5%	YES	0.0%	NO	3	80	3.8%
2006	53	12	W(OAK)	152	KENT ST	0	0	0	0	0	5	80	0	0.0%	NO	0.0%	NO	80	85	94.1%
1999	53	15	E	153	LAFAYETTE	0	0	0	0	0	0	36	0	0.0%	NO	0.0%	NO	36	36	100.0%
2000	57	15	E	153	LAFAYETTE	0	0	0	0	0	0	36	0	0.0%	NO	0.0%	NO	36	36	100.0%
1999	36	14	MW	154	NEW MEX ST	0	0	0	0	1	0	35	0	2.8%	NO	0.0%	NO	35	36	97.2%
1999	12	4	S	155	OHIO STATE	0	0	3	3	12	18	0	4	50.0%	YES	8.3%	YES	3	36	8.3%
2000	11	3	S	155	OHIO STATE	0	1	3	17	8	7	0	1	80.6%	NO	11.1%	NO	7	36	19.4%
2001	15	5	E	155	OHIO STATE	0	1	0	0	16	33	9	0	28.8%	NO	1.7%	NO	9	59	15.3%
2002	25	4	W	155	OHIO STATE	0	0	1	12	39	25	3	1	65.0%	NO	1.3%	NO	25	80	31.3%
2006	13	2	M(MIN)	155	OHIO STATE	0	5	12	21	31	15	1	1	81.2%	NO	20.0%	NO	15	85	17.6%
1999	53	14	S	156	SAMFORD	0	0	0	0	0	0	36	0	0.0%	NO	0.0%	NO	36	36	100.0%
2000	52	13	MW	156	SAMFORD	0	0	0	0	0	1	35	0	0.0%	NO	0.0%	NO	35	36	97.2%
1999	53	13	W	157	SIENNA	0	0	0	0	0	0	36	0	0.0%	NO	0.0%	NO	36	36	100.0%
2002	59	16	E	157	SIENNA	0	0	0	0	0	0	80	0	0.0%	NO	0.0%	NO	80	80	100.0%

HWCI NCAA POOL: TEAM LEDGER


YEAR	Rnk	S	R	ID	TEAM	W6	W5	W4	W3	W2	W1	W0	RES	%S16	S16?	%F4	F4?	#COR	#ENT	%COR
1999	25	12	E	158	SW MO ST	0	0	0	0	3	5	28	2	8.3%	YES	0.0%	NO	3	36	8.3%
1999	53	16	W	159	TEX SAN ANT	0	0	0	0	0	0	36	0	0.0%	NO	0.0%	NO	36	36	100.0%
2004	58	16	W(PHX)	159	TEX SAN ANT	0	0	0	0	0	0	79	0	0.0%	NO	0.0%	NO	79	79	100.0%
1999	53	16	S	160	WINTHROP	0	0	0	0	0	0	36	0	0.0%	NO	0.0%	NO	36	36	100.0%
2000	57	14	W	160	WINTHROP	0	0	0	0	0	0	36	0	0.0%	NO	0.0%	NO	36	36	100.0%
2002	59	16	S	160	WINTHROP	0	0	0	0	0	0	80	0	0.0%	NO	0.0%	NO	80	80	100.0%
2005	57	14	W(ALQ)	160	WINTHROP	0	0	0	0	0	1	81	0	0.0%	NO	0.0%	NO	81	82	98.8%
2006	45	15	E(WDC)	160	WINTHROP	0	0	0	0	1	5	79	0	1.2%	NO	0.0%	NO	79	85	92.9%
2000	57	14	S	161	APPALACHIAN	0	0	0	0	0	0	36	0	0.0%	NO	0.0%	NO	36	36	100.0%
2000	57	15	MW	162	CEN CONN ST	0	0	0	0	0	0	36	0	0.0%	NO	0.0%	NO	36	36	100.0%
2002	45	14	S	162	CEN CONN ST	0	0	0	0	1	3	76	0	1.3%	NO	0.0%	NO	76	80	95.0%
2000	44	11	W	163	DAYTON	0	0	0	0	1	4	31	0	2.8%	NO	0.0%	NO	31	36	86.1%
2003	36	4	MW	163	DAYTON	0	0	0	0	24	18	21	0	38.1%	NO	0.0%	NO	21	63	33.3%
2004	32	10	W(PHX)	163	DAYTON	0	0	0	1	0	35	43	0	1.3%	NO	0.0%	NO	43	79	54.4%
2000	46	9	E	164	DEPAUL	0	0	0	0	0	20	16	0	0.0%	NO	0.0%	NO	16	36	44.4%
2004	49	7	W(PHX)	164	DEPAUL	0	0	0	0	0	43	36	1	0.0%	NO	0.0%	NO	43	79	54.4%
2000	21	9	W	165	FRESNO ST	0	0	1	0	2	21	12	0	8.3%	NO	2.8%	NO	12	36	33.3%
2001	29	9	S	165	FRESNO ST	0	0	0	2	0	24	33	1	3.4%	NO	0.0%	NO	24	59	40.7%
2000	41	14	E	166	HOFSTRA	0	0	0	0	2	1	33	0	5.6%	NO	0.0%	NO	33	36	91.7%
2001	53	13	E	166	HOFSTRA	0	0	0	0	0	5	54	0	0.0%	NO	0.0%	NO	54	59	91.5%
2000	23	12	W	167	INDIANA ST	0	0	1	0	0	3	32	0	2.8%	NO	2.8%	NO	32	36	88.9%
2001	37	14	S	167	INDIANA ST	0	0	0	1	0	2	56	1	1.7%	NO	0.0%	NO	2	59	3.4%
2000	37	13	S	168	LA LAFYTE	0	0	0	1	0	1	34	0	2.8%	NO	0.0%	NO	34	36	94.4%
2004	44	14	W(PHX)	168	LA LAFYTE	0	0	0	0	1	6	72	0	1.3%	NO	0.0%	NO	72	79	91.1%
2005	55	13	W(ALQ)	168	LA LAFYTE	0	0	0	0	0	2	80	0	0.0%	NO	0.0%	NO	80	82	97.6%
2000	57	16	E	169	LAMAR	0	0	0	0	0	0	36	0	0.0%	NO	0.0%	NO	36	36	100.0%
2000	12	4	W	170	LSU	0	1	1	8	15	10	1	2	69.4%	YES	5.6%	NO	15	36	41.7%
2003	21	8	S	170	LSU	0	0	1	1	2	36	23	0	6.3%	NO	1.6%	NO	23	63	36.5%
2005	23	6	M(CHI)	170	LSU	0	0	0	5	8	39	30	0	15.9%	NO	0.0%	NO	30	82	36.6%
2006	16	4	S(ATL)	170	LSU	0	1	2	5	39	28	10	4	55.3%	YES	3.5%	YES	2	85	2.4%
2000	33	11	E	171	PEPPERDINE	0	0	0	1	3	10	22	1	11.1%	NO	0.0%	NO	10	36	27.8%
2002	35	10	MW	171	PEPPERDINE	0	0	0	1	7	33	39	0	10.0%	NO	0.0%	NO	39	80	48.8%
2000	52	13	W	172	SE MO ST	0	0	0	0	0	1	35	0	0.0%	NO	0.0%	NO	35	36	97.2%
2000	29	10	E	173	SETON HALL	0	0	0	2	1	13	20	2	8.3%	YES	0.0%	NO	1	36	2.8%
2004	53	8	S(ATL)	173	SETON HALL	0	0	0	0	0	11	68	1	0.0%	NO	0.0%	NO	11	79	13.9%
2006	17	10	E(WDC)	173	SETON HALL	0	1	0	1	6	34	43	0	9.4%	NO	1.2%	NO	43	85	50.6%
2000	52	12	MW	174	ST BNVNTR	0	0	0	0	0	1	35	0	0.0%	NO	0.0%	NO	35	36	97.2%
2000	23	15	S	175	UNC WLMGTN	0	0	1	0	0	3	32	0	2.8%	NO	2.8%	NO	32	36	88.9%
2002	59	13	S	175	UNC WLMGTN	0	0	0	0	0	0	80	1	0.0%	NO	0.0%	NO	0	80	0.0%
2003	34	11	S	175	UNC WLMGTN	0	0	0	1	0	4	58	0	1.6%	NO	0.0%	NO	58	63	92.1%
2006	51	9	S(ATL)	175	UNC WLMGTN	0	0	0	0	0	29	56	0	0.0%	NO	0.0%	NO	56	85	65.9%
2001	55	16	S	176	ALABAMA ST	0	0	0	0	0	0	59	0	0.0%	NO	0.0%	NO	59	59	100.0%
2004	58	16	S(ATL)	176	ALABAMA ST	0	0	0	0	0	0	79	0	0.0%	NO	0.0%	NO	79	79	100.0%
2001	47	13	MW	177	CS NRTHRDG	0	0	0	0	1	3	55	0	1.7%	NO	0.0%	NO	55	59	93.2%
2001	55	15	MW	178	EA ILLINOIS	0	0	0	0	0	0	59	0	0.0%	NO	0.0%	NO	59	59	100.0%
2001	45	11	W	179	GEORGIA ST	0	0	0	0	1	9	49	1	1.7%	NO	0.0%	NO	9	59	15.3%
2001	55	15	W	180	HAMPTON	0	0	0	0	0	0	59	1	0.0%	NO	0.0%	NO	0	59	0.0%
2002	55	15	E	180	HAMPTON	0	0	0	0	0	1	79	0	0.0%	NO	0.0%	NO	79	80	98.8%
2001	35	12	MW	181	HAWAII	0	0	0	1	1	8	49	0	3.4%	NO	0.0%	NO	49	59	83.1%
2002	13	10	W	181	HAWAII	1	0	0	0	6	30	43	0	8.8%	NO	1.3%	NO	43	80	53.8%
2001	55	15	E	182	HOLY CROSS	0	0	0	0	0	0	59	0	0.0%	NO	0.0%	NO	59	59	100.0%
2002	55	16	MW	182	HOLY CROSS	0	0	0	0	0	1	79	0	0.0%	NO	0.0%	NO	79	80	98.8%
2003	47	14	MW	182	HOLY CROSS	0	0	0	0	1	2	60	0	1.6%	NO	0.0%	NO	60	63	95.2%
2001	20	6	MW	183	NOTRE DAME	0	0	1	2	15	22	19	1	30.5%	NO	1.7%	NO	22	59	37.3%
2002	46	8	S	183	NOTRE DAME	0	0	0	0	0	47	33	1	0.0%	NO	0.0%	NO	47	80	58.8%
2003	24	5	W	183	NOTRE DAME	0	0	1	1	13	34	14	2	23.8%	YES	1.6%	NO	13	63	20.6%
2001	55	16	MW	184	NW STATE	0	0	0	0	0	0	59	0	0.0%	NO	0.0%	NO	59	59	100.0%
2006	55	14	S(ATL)	184	NW STATE	0	0	0	0	0	4	81	1	0.0%	NO	0.0%	NO	4	85	4.7%
2001	55	14	E	185	SO UTAH	0	0	0	0	0	0	59	0	0.0%	NO	0.0%	NO	59	59	100.0%
2002	59	15	S	186	FLORIDA ATL	0	0	0	0	0	0	80	0	0.0%	NO	0.0%	NO	80	80	100.0%

HWCI NCAA POOL: TEAM LEDGER

YEAR	Rnk	S	R	ID	TEAM	W6	W5	W4	W3	W2	W1	W0	RES	%S16	S16?	%F4	F4?	#COR	#ENT	%COR
2002	51	14	MW	187	MCNEESE ST	0	0	0	0	0	3	77	0	0.0%	NO	0.0%	NO	77	80	96.3%
2002	24	7	E	188	NC STATE	0	0	2	3	1	34	40	1	7.5%	NO	2.5%	NO	34	80	42.5%
2003	32	9	E	188	NC STATE	0	0	0	1	1	29	32	0	3.2%	NO	0.0%	NO	32	63	50.8%
2004	22	3	W(PHX)	188	NC STATE	0	0	2	9	49	12	7	1	75.9%	NO	2.5%	NO	12	79	15.2%
2005	20	10	E(SYR)	188	NC STATE	0	0	1	2	6	40	33	2	11.0%	YES	1.2%	NO	6	82	7.3%
2006	42	10	S(ATL)	188	NC STATE	0	0	0	0	3	34	48	1	3.5%	NO	0.0%	NO	34	85	40.0%
2002	11	3	S	189	PITTSBURGH	1	0	2	11	31	31	4	2	56.3%	YES	3.8%	NO	31	80	38.8%
2003	11	2	MW	189	PITTSBURGH	1	1	2	27	15	17	0	2	73.0%	YES	6.3%	NO	15	63	23.8%
2004	7	3	E(E-R)	189	PITTSBURGH	3	5	11	7	27	25	1	2	67.1%	YES	24.1%	NO	27	79	34.2%
2005	19	9	W(ALQ)	189	PITTSBURGH	0	0	1	3	9	29	40	0	15.9%	NO	1.2%	NO	40	82	48.8%
2006	15	5	W(OAK)	189	PITTSBURGH	0	1	5	5	23	46	5	1	40.0%	NO	7.1%	NO	46	85	54.1%
2002	39	13	MW	190	SN DIEGO ST	0	0	0	0	3	2	75	0	3.8%	NO	0.0%	NO	75	80	93.8%
2006	39	11	W(OAK)	190	SN DIEGO ST	0	0	0	0	6	34	45	0	7.1%	NO	0.0%	NO	45	85	52.9%
2002	51	14	W	191	UC SANTA B	0	0	0	0	0	3	77	0	0.0%	NO	0.0%	NO	77	80	96.3%
2002	55	11	W	192	WYOMING	0	0	0	0	0	1	79	1	0.0%	NO	0.0%	NO	1	80	1.3%
2003	54	11	W	193	CEN MICH	0	0	0	0	0	15	48	1	0.0%	NO	0.0%	NO	15	63	23.8%
2003	57	14	W	194	COLORADO ST	0	0	0	0	0	0	63	0	0.0%	NO	0.0%	NO	63	63	100.0%
2003	57	15	E	195	E TENN ST	0	0	0	0	0	0	63	0	0.0%	NO	0.0%	NO	63	63	100.0%
2004	41	13	S(ATL)	195	E TENN ST	0	0	0	0	1	9	69	0	1.3%	NO	0.0%	NO	69	79	87.3%
2003	57	16	MW	196	IUPUI	0	0	0	0	0	0	63	0	0.0%	NO	0.0%	NO	63	63	100.0%
2003	57	15	S	197	SAM HOU ST	0	0	0	0	0	0	63	0	0.0%	NO	0.0%	NO	63	63	100.0%
2003	42	13	S	198	SAN DIEGO	0	0	0	0	3	10	50	0	4.8%	NO	0.0%	NO	50	63	79.4%
2003	49	14	S	199	TROY ST	0	0	0	0	1	1	61	0	1.6%	NO	0.0%	NO	61	63	96.8%
2003	57	16	S	200	UNC ASHVILLE	0	0	0	0	0	0	63	0	0.0%	NO	0.0%	NO	63	63	100.0%
2003	57	16	W	201	VERMONT	0	0	0	0	0	0	63	0	0.0%	NO	0.0%	NO	63	63	100.0%
2004	58	15	W(PHX)	201	VERMONT	0	0	0	0	0	0	79	0	0.0%	NO	0.0%	NO	79	79	100.0%
2005	45	13	S(AUS)	201	VERMONT	0	0	0	0	1	0	81	1	1.2%	NO	0.0%	NO	0	82	0.0%
2003	57	15	MW	202	WAGNER	0	0	0	0	0	0	63	0	0.0%	NO	0.0%	NO	63	63	100.0%
2003	55	12	W	203	WIS MILW	0	0	0	0	0	14	49	0	0.0%	NO	0.0%	NO	49	63	77.8%
2005	39	12	M(CHI)	203	WIS MILW	0	0	0	0	2	19	61	2	2.4%	YES	0.0%	NO	2	82	2.4%
2006	40	11	M(MIN)	203	WIS MILW	0	0	0	0	4	32	49	1	4.7%	NO	0.0%	NO	32	85	37.6%
2004	31	11	S(ATL)	204	AIR FORCE	0	0	0	1	1	10	67	0	2.5%	NO	0.0%	NO	67	79	84.8%
2006	49	13	E(WDC)	204	AIR FORCE	0	0	0	0	1	1	83	0	1.2%	NO	0.0%	NO	83	85	97.6%
2004	58	15	E(E-R)	205	EA WASH	0	0	0	0	0	0	79	0	0.0%	NO	0.0%	NO	79	79	100.0%
2004	58	16	E(E-R)	206	LIBERTY	0	0	0	0	0	0	79	0	0.0%	NO	0.0%	NO	79	79	100.0%
2004	40	10	M(STL)	207	NEVADA	0	0	0	0	1	20	58	2	1.3%	YES	0.0%	NO	1	79	1.3%
2005	49	9	M(CHI)	207	NEVADA	0	0	0	0	0	37	45	1	0.0%	NO	0.0%	NO	37	82	45.1%
2006	29	5	M(MIN)	207	NEVADA	0	0	0	1	17	60	7	0	21.2%	NO	0.0%	NO	7	85	8.2%
2004	47	14	M(STL)	208	NO IOWA	0	0	0	0	1	0	78	0	1.3%	NO	0.0%	NO	78	79	98.7%
2005	54	11	E(SYR)	208	NO IOWA	0	0	0	0	0	9	73	0	0.0%	NO	0.0%	NO	73	82	89.0%
2006	36	10	M(MIN)	208	NO IOWA	0	0	0	1	0	20	64	0	1.2%	NO	0.0%	NO	64	85	75.3%
2004	45	13	W(PHX)	209	UTEP	0	0	0	0	1	2	76	0	1.3%	NO	0.0%	NO	76	79	96.2%
2005	30	11	S(AUS)	209	UTEP	0	0	0	1	1	17	63	0	2.4%	NO	0.0%	NO	63	82	76.8%
2005	57	14	E(SYR)	210	BUCKNELL	0	0	0	0	0	1	81	1	0.0%	NO	0.0%	NO	1	82	1.2%
2006	32	9	W(OAK)	210	BUCKNELL	0	0	0	1	3	36	45	1	4.7%	NO	0.0%	NO	36	85	42.4%
2005	59	16	S(AUS)	211	DELEWARE ST	0	0	0	0	0	0	82	0	0.0%	NO	0.0%	NO	82	82	100.0%
2005	59	15	S(AUS)	212	EA KENTUCKY	0	0	0	0	0	0	82	0	0.0%	NO	0.0%	NO	82	82	100.0%
2005	55	14	S(AUS)	213	NIAGARA	0	0	0	0	0	2	80	0	0.0%	NO	0.0%	NO	80	82	97.6%
2005	45	16	E(SYR)	214	OAKLAND	0	0	0	0	1	0	81	0	1.2%	NO	0.0%	NO	81	82	98.8%
2005	44	13	E(SYR)	215	OHIO	0	0	0	0	1	3	78	0	1.2%	NO	0.0%	NO	78	82	95.1%
2005	59	15	M(CHI)	216	SEA LA	0	0	0	0	0	0	82	0	0.0%	NO	0.0%	NO	82	82	100.0%
2006	58	16	E(WDC)	217	ALBANY	0	0	0	0	0	1	84	0	0.0%	NO	0.0%	NO	84	85	98.8%
2006	60	15	W(OAK)	218	BELMONT	0	0	0	0	0	0	85	0	0.0%	NO	0.0%	NO	85	85	100.0%
2006	60	16	W(OAK)	219	ORAL ROB	0	0	0	0	0	0	85	0	0.0%	NO	0.0%	NO	85	85	100.0%
2006	60	16	S(ATL)	220	SOUTHERN U	0	0	0	0	0	0	85	0	0.0%	NO	0.0%	NO	85	85	100.0%
2006	41	12	S(ATL)	221	TEXAS A&M	0	0	0	0	4	20	61	1	4.7%	NO	0.0%	NO	20	85	23.5%
2006	38	7	E(WDC)	222	WICHITA ST	0	0	0	0	8	35	42	2	9.4%	YES	0.0%	NO	8	85	9.4%

HiSTORY

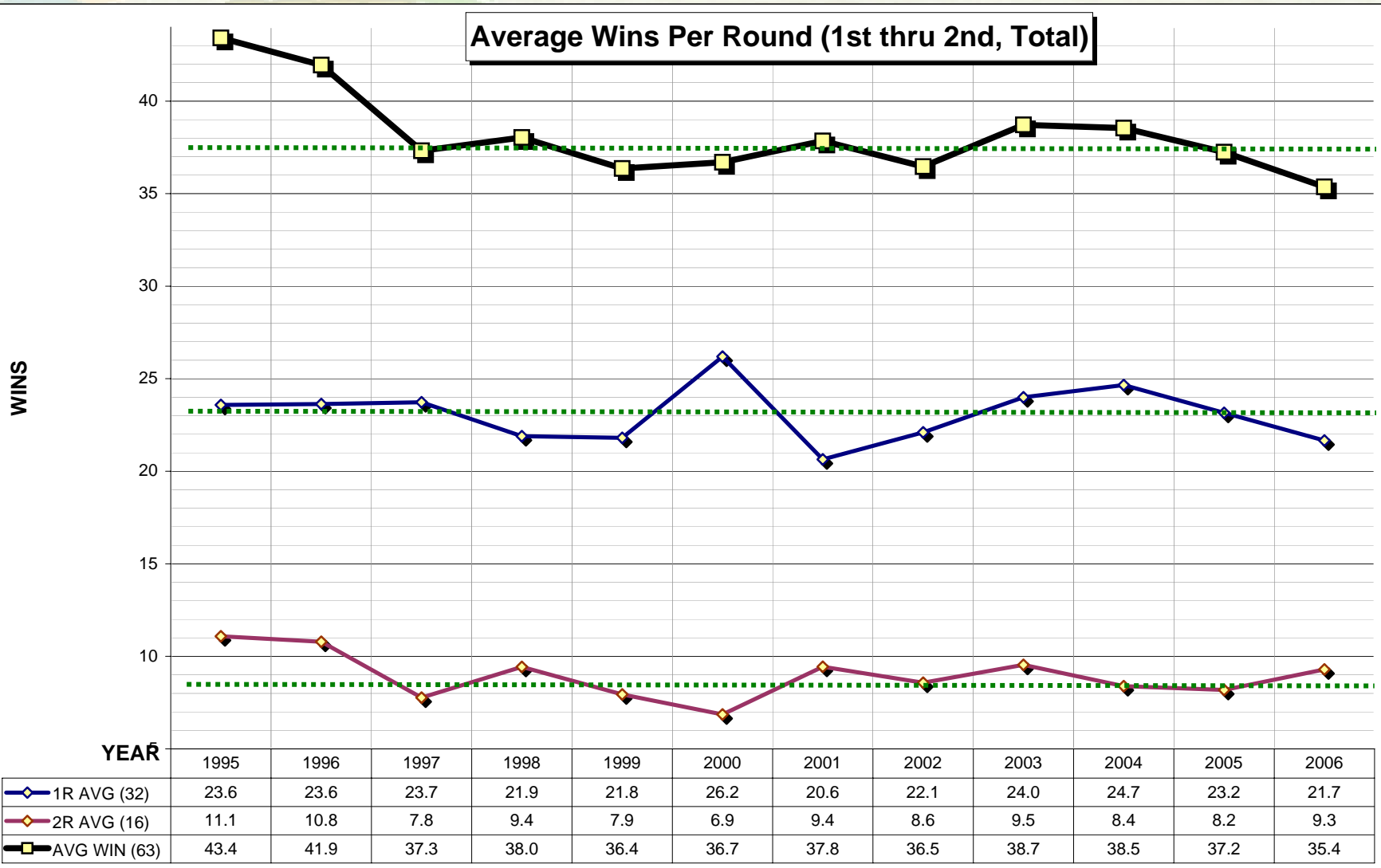




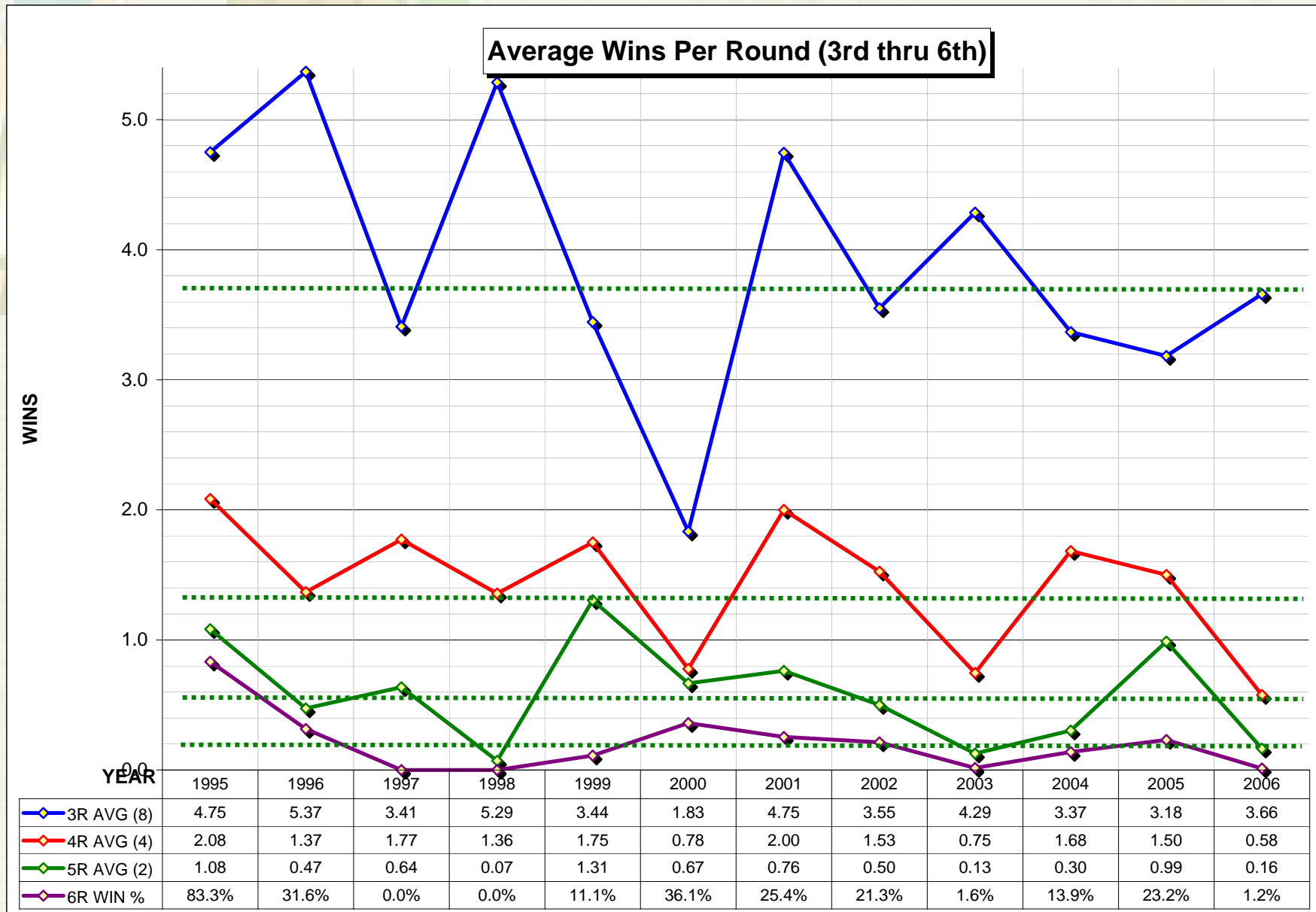
DATA GRAPHS

HWC I NCAA POOL - CHARTS, GRAPHS, AND TRENDS

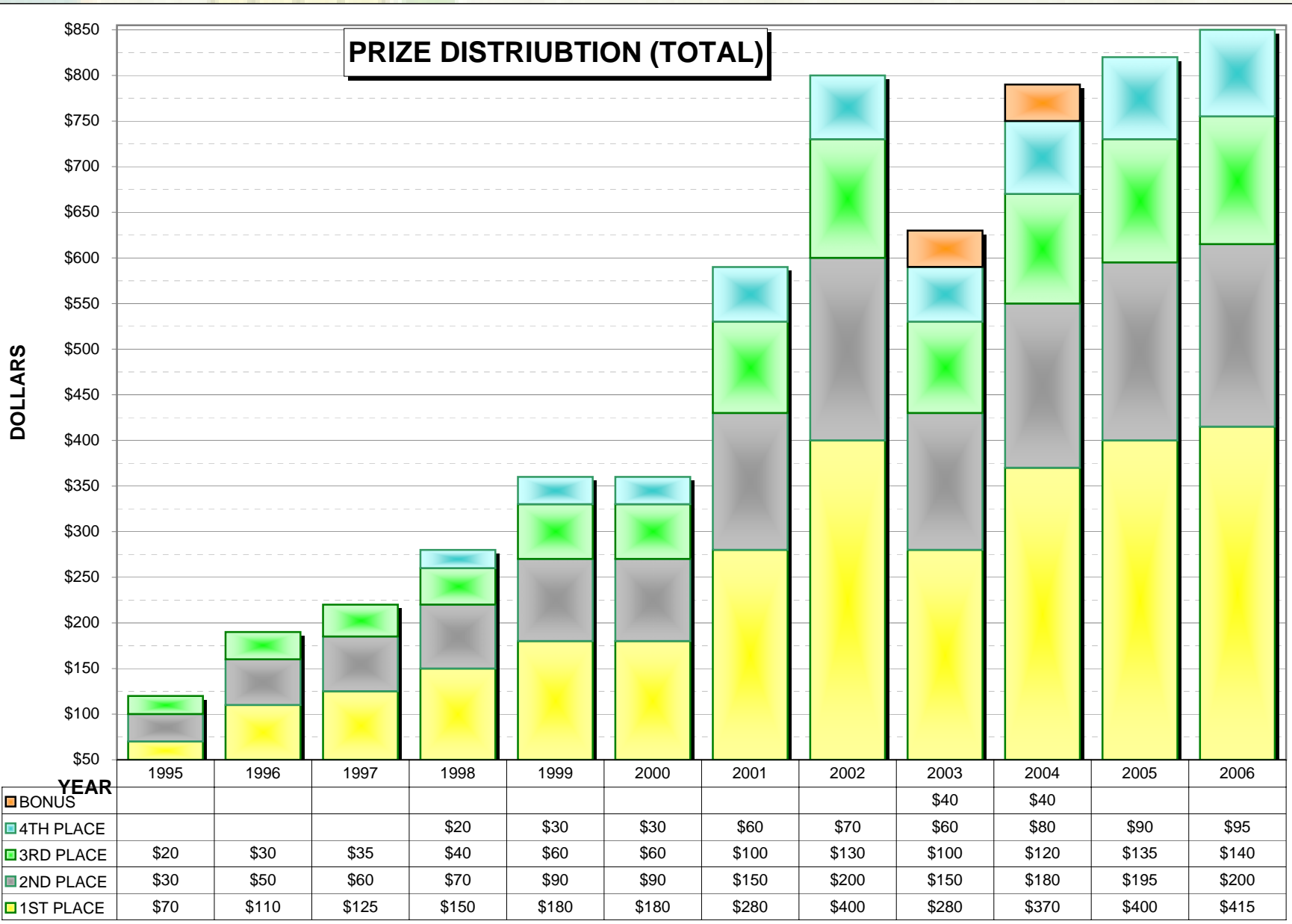
Average Wins Per Round (1st thru 2nd, Total)



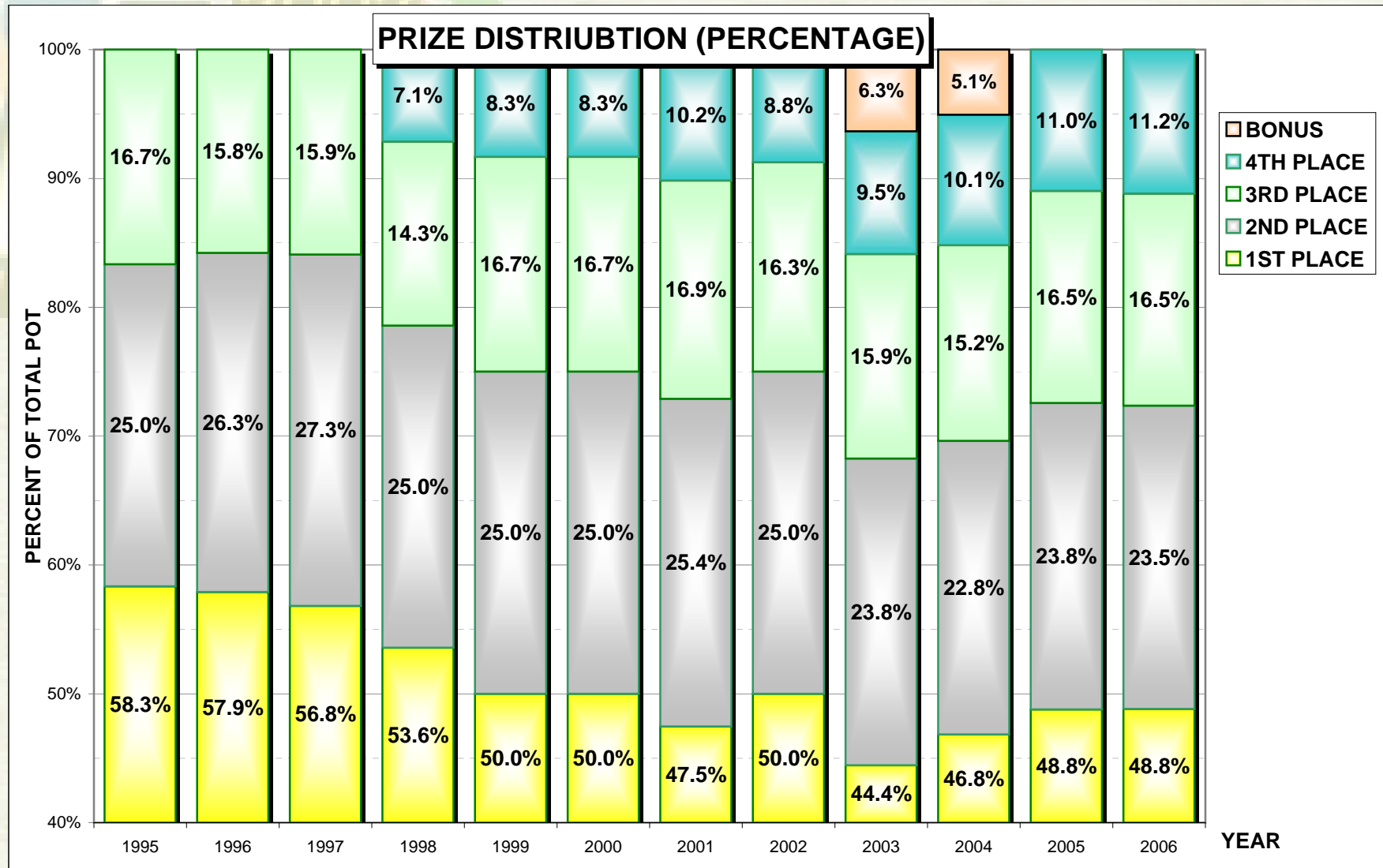
HWC I NCAA POOL - CHARTS, GRAPHS, AND TRENDS



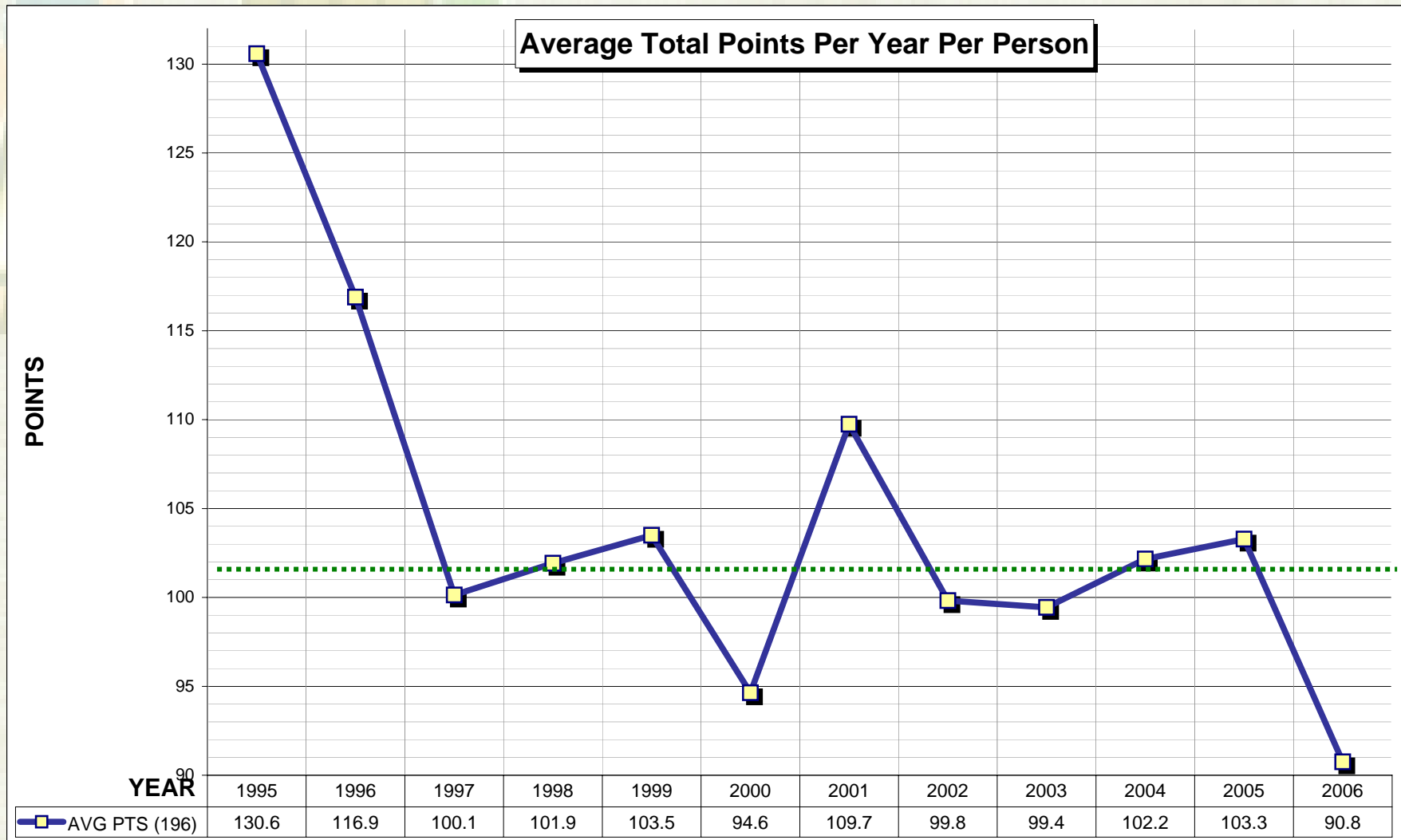
HWCN NCAA POOL - CHARTS, GRAPHS, AND TRENDS



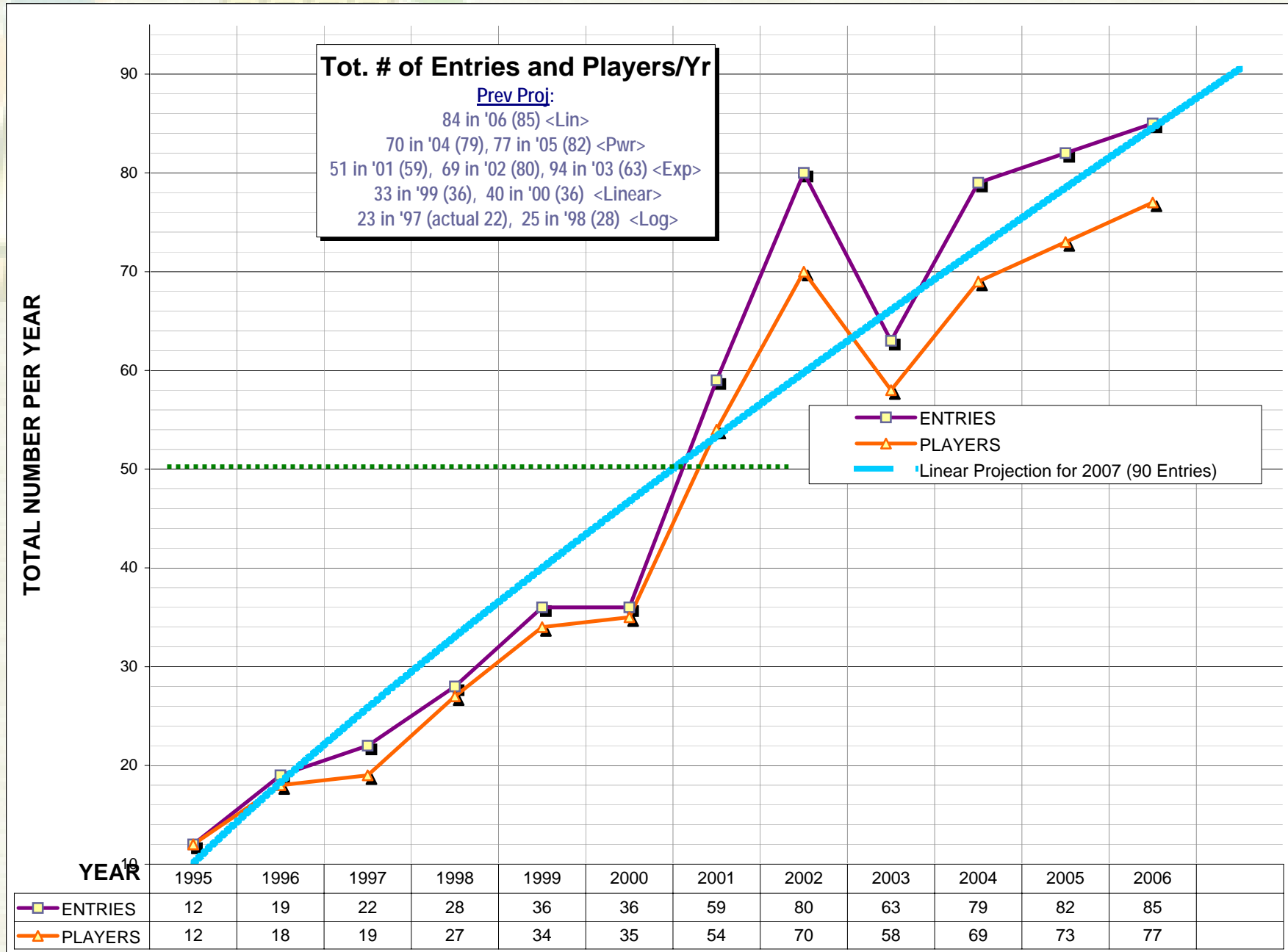
HWC NCAA POOL - CHARTS, GRAPHS, AND TRENDS



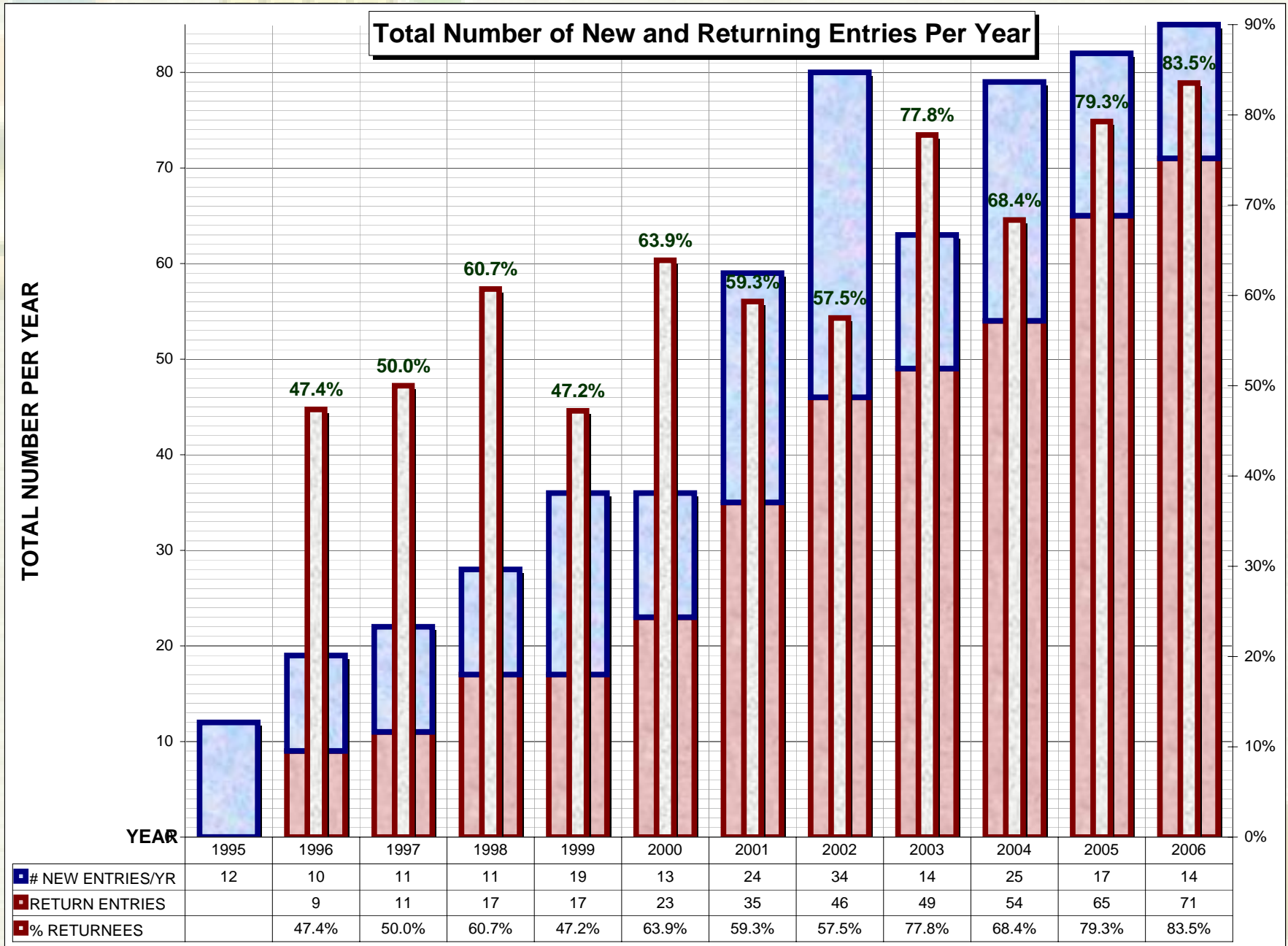
HWC I NCAA POOL - CHARTS, GRAPHS, AND TRENDS




HWCi NCAA POOL - CHARTS, GRAPHS, AND TRENDS



HWCi NCAA POOL - CHARTS, GRAPHS, AND TRENDS





YEAR-BY-YEAR SUMMARIES

5-Mar-07

YEARS	TOT/AV	- HIGH -		- LOW -													
		YEAR	VAL	YEAR	VAL	1	2	3	4	5	6	7	8	9	10	11	12
YEARS	12					1995	1996	1997	1998	1999	2000	2001	2002	2003	2004	2005	2006
FEE						\$10	\$10	\$10	\$10	\$10	\$10	\$10	\$10	\$10	\$10	\$10	\$10
ENTRIES	601	2006	85	1995	12	12	19	22	28	36	36	59	80	63	79	82	85
PLAYERS	546	2006	77	1995	12	12	18	19	27	34	35	54	70	58	69	73	77
TOTAL POT	\$ 6,010	2006	\$850	1995	\$120	\$ 120	\$ 190	\$ 220	\$ 280	\$ 360	\$ 360	\$ 590	\$ 800	\$ 630	\$ 790	\$ 820	\$ 850
1ST PLACE	\$ 246.67	1995	58.3%	2003	44.4%	\$ 70	\$ 110	\$ 125	\$ 150	\$ 180	\$ 180	\$ 280	\$ 400	\$ 280	\$ 370	\$ 400	\$ 415
1ST (% OF POT)	49.3%	2006	\$ 415	1995	\$70	58.3%	57.9%	56.8%	53.6%	50.0%	50.0%	47.5%	50.0%	44.4%	46.8%	48.8%	48.8%
2ND PLACE	\$ 122.08	1997	27.3%	2004	22.8%	\$ 30	\$ 50	\$ 60	\$ 70	\$ 90	\$ 90	\$ 150	\$ 200	\$ 150	\$ 180	\$ 195	\$ 200
2ND (% OF POT)	24.4%	2006	\$ 200	1995	\$30	25.0%	26.3%	27.3%	25.0%	25.0%	25.0%	25.0%	25.0%	23.8%	22.8%	23.8%	23.5%
3RD PLACE	\$ 80.83	2001	16.9%	1998	14.3%	\$ 20	\$ 30	\$ 35	\$ 40	\$ 60	\$ 60	\$ 100	\$ 130	\$ 100	\$ 120	\$ 135	\$ 140
3RD (% OF POT)	16.1%	2006	\$ 140	1995	\$20	16.7%	15.8%	15.9%	14.3%	16.7%	16.7%	16.9%	16.3%	15.9%	15.2%	16.5%	16.5%
4TH PLACE	\$ 59.44	2006	11.2%	1998	7.1%				\$ 20	\$ 30	\$ 30	\$ 60	\$ 70	\$ 60	\$ 80	\$ 90	\$ 95
4TH (% OF POT)	8.9%	2006	\$ 95	1998	\$20				7.1%	8.3%	8.3%	10.2%	8.8%	9.5%	10.1%	11.0%	11.2%
BONUS	\$ 40.00	2003	6.3%	2004	5.1%									\$ 40	\$ 40		
BNS (% OF POT)	1.3%													6.3%	5.1%		
ACTUAL CH						UCLA	KENT	ARIZ	KENT	CONN	MI-ST	DUKE	MD	SYR	CONN	UNC	FLA
CHAMP SEED	1.75	2005	1	1997	4	1-W	1-MW	4-SE	2-S	1-W	1-MW	1-E	1-E	3-E	2-PHX	1-SYR	3-MIN
ACTUAL RU						ARK	SYR	KENT	UTAH	DUKE	FLA	ARIZ	IND	KAN	GA-T	ILL	UCLA
RUN-UP SEED	2.58	2005	1	2002	5	2-MW	4-W	1-W	3-W	1-E	5-E	2-MW	5-S	2-W	3-STL	1-CHI	2-OAK
WIN CONF	ACC	2004	14	2005	12									Big12	ACC	Big10/ACC	SEC
WIN CONF WINS	13.3													14	14	12	13
TOTAL PTS	148.0	2000	165	2002	116		143	163	147	151	165	154	116	159	155	145	130

Ital - more than once, last year it happened

NUM OF ENTRIES	TOT/AV	- HIGH -		- LOW -													
		YEAR	VAL	YEAR	VAL	1	2	3	4	5	6	7	8	9	10	11	12
NUM OF ENTRIES						12	19	22	28	36	36	59	80	63	79	82	85
TOT PTS	60,958	2005	8,469	1995	1,567	1,567	2,221	2,203	2,854	3,726	3,407	6,475	7,986	6,265	8,071	8,469	7,714
STD DEV	+/- 13.7	2002	17.5	1998	8.9	14.1	15.7	9.9	8.9	15.3	12.9	16.9	17.5	11.4	14.5	16.1	11.1
AVG PTS (196)	101.4	1995	130.6	2006	90.8	130.6	116.9	100.1	101.9	103.5	94.6	109.7	99.8	99.4	102.2	103.3	90.8
1R WINS (19232)	13,781	2004	1,948	1995	283	283	449	522	613	785	943	1,218	1,768	1,512	1,948	1,899	1,841
1R WIN %	71.7%		81.9%		64.5%	73.7%	73.8%	74.1%	68.4%	68.1%	81.9%	64.5%	69.1%	75.0%	77.1%	72.4%	67.7%
1R AVG (32)	22.9	2000	26.2	2001	20.6	23.6	23.6	23.7	21.9	21.8	26.2	20.6	22.1	24.0	24.7	23.2	21.7
2R WINS (9616)	5,274	2006	790	1995	133	133	205	171	264	286	247	557	686	601	663	671	790
2R WIN %	54.8%		69.3%		42.9%	69.3%	67.4%	48.6%	58.9%	49.7%	42.9%	59.0%	53.6%	59.6%	52.5%	51.1%	58.1%
2R AVG (16)	8.8	1995	11.1	2000	6.9	11.1	10.8	7.8	9.4	7.9	6.9	9.4	8.6	9.5	8.4	8.2	9.3
ELIM@S16 (601)	135	2005	23	1995	1	1	2	4	4	7	13	6	21	13	21	23	20
ENT ELIM %	22.5%	2000	36.1%	1995	8.3%	8.3%	10.5%	18.2%	14.3%	19.4%	36.1%	10.2%	26.3%	20.6%	26.6%	28.0%	23.5%
3R WINS (4808)	2,244	2006	311	1995	57	57	102	75	148	124	66	280	284	270	266	261	311
3R WIN %	46.7%		67.1%		22.9%	59.4%	67.1%	42.6%	66.1%	43.1%	22.9%	59.3%	44.4%	53.6%	42.1%	39.8%	45.7%
3R AVG (8)	3.7	1996	5.37	2000	1.83	4.75	5.37	3.41	5.29	3.44	1.83	4.75	3.55	4.29	3.37	3.18	3.66
4R WINS (2404)	811	2004	133	1995	25	25	26	39	38	63	28	118	122	47	133	123	49
4R WIN %	33.7%		52.1%		14.4%	52.1%	34.2%	44.3%	33.9%	43.8%	19.4%	50.0%	38.1%	18.7%	42.1%	37.5%	14.4%
4R AVG (4)	1.3	1995	2.08	2006	0.58	2.08	1.37	1.77	1.36	1.75	0.78	2.00	1.53	0.75	1.68	1.50	0.58
ALIVE@F4 (601)	114	2002	17	1995	5	5	7	7	7	9	7	12	17	8	14	12	9
ENT ALIVE %	19.0%	1995	41.7%	2006	10.6%	41.7%	36.8%	31.8%	25.0%	25.0%	19.4%	20.3%	21.3%	12.7%	17.7%	14.6%	10.6%
5R WINS (1202)	321	2005	81	1998	2	13	9	14	2	47	24	45	40	8	24	81	14
5R WIN %	26.7%		65.3%		3.6%	54.2%	23.7%	31.8%	3.6%	65.3%	33.3%	38.1%	25.0%	6.3%	15.2%	49.4%	8.2%
5R AVG (2)	0.5	1999	1.31	1998	0.07	1.08	0.47	0.64	0.07	1.31	0.67	0.76	0.50	0.13	0.30	0.99	0.16
6R WINS (601)	97	2005	19	1998	0	10	6	0	0	4	13	15	17	1	11	19	1
6R WIN %	16.1%	1995	83.3%	1998	0.0%	83.3%	31.6%	0.0%	0.0%	11.1%	36.1%	25.4%	21.3%	1.6%	13.9%	23.2%	1.2%
ELIM AVG	3.44	1995	4.13	2006	3.04	4.13	3.95	3.68	3.71	3.44	3.11	3.49	3.33	3.24	3.11	3.10	3.04
TOT W (37863)	22,528	2005	3,054	1995	521	521	797	821	1065	1309	1321	2233	2917	2439	3045	3054	3006
TOT LOSS	15,335		2,349		235	235	400	565	699	959	947	1484	2123	1530	1932	2112	2349
AVG WIN (63)	37.5	1995	43.42	2006	35.36	43.4	41.9	37.3	38.0	36.4	36.7	37.8	36.5	38.7	38.5	37.2	35.4
AVG LOSS	25.5		27.64		19.58	19.6	21.1	25.7	25.0	26.6	26.3	25.2	26.5	24.3	24.5	25.8	27.6
WIN %	59.5%		68.9%		56.1%	68.9%	66.6%	59.2%	60.4%	57.7%	58.2%	60.1%	57.9%	61.5%	61.2%	59.1%	56.1%

Ital - more than once, last year it happened

UNIQUE PLAYER	181
DIFF ENTRIES	204
1-ENTRY	546
2-ENTRY	43
3-ENTRY	6

	1	2	3	4	5	6	7	8	9	10	11	12
# NEW ENTRIES/YR	12	10	11	11	19	13	24	34	14	25	17	14
# YEARS/ENTRY	89	33	20	16	15	11	5	5	2	2	4	2
RETURN ENTRIES		9	11	17	17	23	35	46	49	54	65	71
% RETURNEES		47.4%	50.0%	60.7%	47.2%	63.9%	59.3%	57.5%	77.8%	68.4%	79.3%	83.5%
# UNIQUE PLAYER	12	18	19	27	34	35	54	70	58	69	73	77

1ST ANNUAL HWCi NCAA TOURNAMENT POOL

ANNUAL:	1
YEAR:	1995
ENTRIES:	12
ACTUAL CHAMP:	UCLA
ACTUAL RUNNER-UP:	ARK
TOTAL PTS IN CHAMP:	0
TOTAL POT:	\$ 120.00
1ST PLACE:	Bix Pix \$ 70
2ND PLACE:	Mr. Nelson \$ 30
3RD PLACE:	The Mighty Mobelfakta \$ 20

NOTES: No tiebreaker

HIGH	26	14	6	3	2	1	47	24	74.6%
LOW	21	8	3	0	0	0	39	16	61.9%
-AVG-	23.6	11.1	4.8	2.1	1.1	0.8	43.4	19.6	68.9%
-TOT-	283	133	57	25	13	10	521	235	

5 Remain@4.0
1 Elim@2.0
4.13 8.3%

ID#	FIRST NAME	LAST NAME	LI	NICKNAME	PTS	PL	PPT	WT	CH-PK	1W	2W	3W	4W	5W	6W	TW	TL	WIN%	PT-PK	DIFF	NOTES	elim
1	Fernando	Bustamante	B (1)	Bix Pix	148	1	12	1.00	UCLA	25	12	4	3	2	1	47	16	74.6%				6.0
2	Nelson	Bayla	B (1)	Mr. Nelson	146	2	11	0.92	UCLA	22	12	5	3	2	1	45	18	71.4%				6.0
3	David	Feng	F (1)	The Mighty Mobelfakta	141	3	10	0.83	UCLA	25	11	5	3	1	1	46	17	73.0%				6.0
4	Scott	Tamashiro	T (1)	The Fabone	138	4	9	0.75	UCLA	26	10	6	2	1	1	46	17	73.0%				5.0
5	Alvin	Kim	K (1)	Bad Ass	135	5	8	0.67	UCLA	23	11	6	2	1	1	44	19	69.8%				3.5
6	Man	Vu	V (1)	Lil' Saigon	133	6	7	0.58	UCLA	21	13	5	2	1	1	43	20	68.3%				5.0
7	Jay	Santiago	S (1)	God's Picks	131	7	6	0.50	UCLA	25	11	4	2	1	1	44	19	69.8%				3.0
8	Brian	Selander	S (1)	Liver Boy	130	8	5	0.42	UCLA	25	8	6	2	1	1	43	20	68.3%			No tiebreaker	3.0
9	Mark	Catley	C (1)	Tina's Boy	130	8	5	0.42	UCLA	22	10	4	2	2	1	41	22	65.1%			No tiebreaker	2.0
10	Andy	Fan	F (1)	Andy's Crap	126	10	3	0.25	UCLA	24	10	4	2	1	1	42	21	66.7%				3.0
11	Jennifer	De La Rosa	D (1)	Traitor Jen	111	11	2	0.17	KENT	23	11	5	2	0	0	41	22	65.1%				3.5
12	Dennis	Kim	K (1)	LoserDidn't Pick UCLA	98	12	1	0.08	KENT	22	14	3	0	0	0	39	24	61.9%				3.5
0	3/13/1995	AP Poll		SEEDINGS	131	7	6	0.50	UCLA	24	11	6	1	1	1	44	19	69.8%				



1ST ANNUAL HWC NCAA TOURNAMENT POOL

#	SEED	REGION	ID	TEAM	W6	W5	W4	W3	W2	W1	W0
1	1	W	56	UCLA	10	0	1	0	1	0	0
2	1	SE	20	KENTUCKY	2	1	0	8	1	0	0
3	2	SE	34	N CAROLINA	0	5	3	3	1	0	0
4	2	MW	4	ARKANSAS	0	3	3	5	1	0	0
5	2	E	55	U MASS	0	1	5	2	4	0	0
6	1	MW	19	KANSAS	0	1	3	4	3	1	0
7	3	E	58	VILLANOVA	0	1	2	1	6	2	0
8	1	E	60	WAKE FOREST	0	0	3	8	1	0	0
9	3	W	24	MARYLAND	0	0	1	8	2	1	0
10	5	MW	2	ARIZONA	0	0	1	1	6	4	0
11	3	MW	42	PURDUE	0	0	1	0	9	1	1
12	4	SE	37	OKLAHOMA	0	0	1	0	5	6	0
13	2	W	54	U CONN	0	0	0	3	7	2	0
14	4	MW	59	VIRGINIA	0	0	0	2	2	8	0
15	3	SE	28	MICHIGAN ST	0	0	0	1	9	2	0
16	5	W	31	MISSPPI ST	0	0	0	1	7	4	0
17	5	E	1	ALABAMA	0	0	0	1	3	7	1
18	4	E	38	OKLAHOMA ST	0	0	0	0	8	4	0
19	5	SE	3	ARIZONA ST	0	0	0	0	6	6	0
20	4	W	57	UTAH	0	0	0	0	4	5	3
21	6	E	53	TULSA	0	0	0	0	2	8	2
22	10	W	49	TEMPLE	0	0	0	0	2	4	6
23	6	SE	14	GEORGETOWN	0	0	0	0	1	10	1
24	8	MW	61	WE KENTUCKY	0	0	0	0	1	6	5
24	11	MW	22	LOUISVILLE	0	0	0	0	1	6	5
26	11	W	50	TEXAS	0	0	0	0	1	5	6
27	14	MW	63	WIS GRN BAY	0	0	0	0	1	0	11
27	11	SE	64	XAVIER	0	0	0	0	1	0	11
29	7	MW	48	SYRACUSE	0	0	0	0	0	11	1
30	9	E	45	ST LOUIS	0	0	0	0	0	9	3
31	7	SE	18	IOWA STATE	0	0	0	0	0	8	4
31	9	SE	52	TULANE	0	0	0	0	0	8	4
31	8	W	30	MISSOURI	0	0	0	0	0	8	4
34	10	E	47	STANFORD	0	0	0	0	0	7	5
35	6	W	40	OREGON	0	0	0	0	0	6	6
35	7	W	9	CINCINNATI	0	0	0	0	0	6	6
37	7	E	7	CHARLOTTE	0	0	0	0	0	5	7
37	6	MW	25	MEMPHIS	0	0	0	0	0	5	7
37	9	MW	27	MICHIGAN	0	0	0	0	0	5	7
40	8	SE	6	BYU	0	0	0	0	0	4	8
40	10	SE	13	FLORIDA	0	0	0	0	0	4	8
40	9	W	17	INDIANA	0	0	0	0	0	4	8
43	8	E	29	MINNESOTA	0	0	0	0	0	3	9
43	13	W	21	LONG BCH ST	0	0	0	0	0	3	9
45	11	E	16	ILLINOIS	0	0	0	0	0	2	10
46	12	E	41	PENN	0	0	0	0	0	1	11
46	10	MW	44	SO ILLINOIS	0	0	0	0	0	1	11
48	13	E	11	DREXEL	0	0	0	0	0	0	12
48	14	E	39	OLD DOM	0	0	0	0	0	0	12
48	15	E	46	ST PETERS	0	0	0	0	0	0	12
48	16	E	35	NC A&T	0	0	0	0	0	0	12
48	12	MW	26	MIAMI OHIO	0	0	0	0	0	0	12
48	13	MW	36	NICHOLS ST	0	0	0	0	0	0	12
48	15	MW	51	TEXAS SO	0	0	0	0	0	0	12
48	16	MW	10	COLGATE	0	0	0	0	0	0	12
48	12	SE	5	BALL STATE	0	0	0	0	0	0	12
48	13	SE	23	MANHATTAN	0	0	0	0	0	0	12
48	14	SE	62	WEBER ST	0	0	0	0	0	0	12
48	15	SE	33	MURRAY ST	0	0	0	0	0	0	12
48	16	SE	32	MT ST MARY	0	0	0	0	0	0	12
48	12	W	43	SANTA CLARA	0	0	0	0	0	0	12
48	14	W	15	GONZAGA	0	0	0	0	0	0	12
48	15	W	8	CHATTANOOGA	0	0	0	0	0	0	12
48	16	W	12	FLA INTL	0	0	0	0	0	0	12

2ND ANNUAL HWCi NCAA TOURNAMENT POOL

ANNUAL:	2
YEAR:	1996
ENTRIES:	19
ACTUAL CHAMP:	KENT
ACTUAL RUNNER-UP:	SYR
TOTAL PTS IN CHAMP:	143
TOTAL POT:	\$ 190.00
1ST PLACE:	Jaybian \$ 110
2ND PLACE:	Joseph \$ 50
3RD PLACE:	James \$ 30

NOTES: First year tiebreaker used (total pts in final)
First time someone guessed Total Pts exactly

2
MODE: 158,170

HIGH	26	13	8	2	1	1	48	31	76.2%	186	142	7 Remain@4.0
LOW	20	7	2	0	0	0	32	15	50.8%	1	0	2 Elim@2.0
- AVG -	23.6	10.8	5.4	1.4	0.5	0.3	41.9	21.1	66.6%	151.5	0.9	3.95 10.5%
- TOT -	449	205	102	26	9	6	797	400				

19

18

ID#	FIRST NAME	LAST NAME	LI	NICKNAME	PTS	PL	PPT	WT	CH-PK	1W	2W	3W	4W	5W	6W	TW	TL	WIN%	PT-PK	DIFF	NOTES	elim
13	Jason	Selander	S (1)	Jaybian	144	1	19	1.00	KENT	25	12	8	1	1	1	48	15	76.2%	158	15		6.0
14	Joseph	Kim	K (1)	Joseph	140	2	18	0.95	KENT	24	12	6	2	1	1	46	17	73.0%	161	18		6.0
15	James	Lew	L (1)	James	139	3	17	0.89	KENT	25	11	6	2	1	1	46	17	73.0%	164	21		6.0
16	Mike	Bernardo	B (1)	Bernie	130	4	16	0.84	KENT	22	12	6	1	1	1	43	20	68.3%	128	-15		3.5
1	Fernando	Bustamante	B (1)	Bix Pix Twey	129	5	15	0.79	UCLA	26	11	6	2	1	0	46	17	73.0%	154	11		5.5
4	Scott	Tamashiro	T (1)	The Fabone	127	6	14	0.74	CONN	25	11	6	2	1	0	45	18	71.4%	144	1		3.0
5	Alvin	Kim	K (1)	Just Al	121	7	13	0.68	KENT	23	11	4	1	1	1	41	22	65.1%	174	31		2.5
17	Heather	Lee	L (1)	Heather	117	8	12	0.63	KENT	22	7	5	2	1	1	38	25	60.3%	180	37		2.0
10	Andy	Fan	F (1)	Son of Andy's Crap	116	9	11	0.58	UCLA	24	10	6	1	1	0	42	21	66.7%	186	43		3.0
18	Joe	Bernardo	B (1)	Say It Ain't So Joe	113	10	10	0.53	MASS	24	11	5	2	0	0	42	21	66.7%	158	15	Won tiebreaker	5.0
19	David	Feng	F (2)	Realistic Mobelfakta	113	11	9	0.47	MASS	20	11	7	2	0	0	40	23	63.5%	170	27		5.0
9	Mark	Catley	C (1)	Hate the Ducks	112	12	8	0.42	KAN	24	12	7	0	0	0	43	20	68.3%	140	-3	Won tiebreaker	4.0
8	Brian	Selander	S (1)	Liver Boy	112	13	7	0.37	MASS	25	10	5	2	0	0	42	21	66.7%	120	-23		5.0
6	Man	Vu	V (1)	Lil' Saigon	111	14	6	0.32	GTWN	23	13	5	1	0	0	42	21	66.7%	150	7		4.0
20	Sean	Dumzer	D (1)	Shaman	110	15	5	0.26	KAN	24	12	5	1	0	0	42	21	66.7%	1	-142		4.0
3	David	Feng	F (1)	The Mighty Mobelfakta	106	16	4	0.21	UCLA	25	12	5	0	0	0	42	21	66.7%	170	27		3.5
7	Jay	Santiago	S (1)	The Taurean	105	17	3	0.16	UCLA	25	9	4	2	0	0	40	23	63.5%	143	0		2.5
21	Sylvia	Pham	P (1)	Churro Queen	96	18	2	0.11	UCLA	22	10	4	1	0	0	37	26	58.7%	124	-19		2.5
22	Douglas	Han	H (1)	The Chef	80	19	1	0.05	UCLA	21	8	2	1	0	0	32	31	50.8%	110	-33		2.0
0		3/11/1996 AP Poll		SEEDINGS	118	8	12	0.63	MASS	23	12	6	2	0	0	43	20	68.3%	144	1		

2ND ANNUAL HWC NCAA TOURNAMENT POOL

#	SEED	REGION	ID	TEAM	W6	W5	W4	W3	W2	W1	W0
1	1	MW	20	KENTUCKY	6	3	6	3	1	0	0
2	4	SE	56	UCLA	6	0	0	0	7	5	1
3	1	E	55	U MASS	3	2	6	7	1	0	0
4	2	W	19	KANSAS	2	2	12	0	3	0	0
5	1	SE	54	U CONN	1	7	2	2	6	1	0
6	2	E	14	GEORGETOWN	1	2	4	8	4	0	0
7	2	MW	60	WAKE FOREST	0	1	3	10	5	0	0
8	2	SE	9	CINCINNATI	0	1	2	13	2	1	0
9	6	E	34	N CAROLINA	0	1	0	2	6	8	2
10	3	W	2	ARIZONA	0	0	2	0	11	6	0
11	6	W	77	IOWA	0	0	1	0	4	6	8
12	1	W	42	PURDUE	0	0	0	12	6	1	0
13	3	MW	58	VILLANOVA	0	0	0	5	10	3	1
14	4	W	48	SYRACUSE	0	0	0	5	7	6	1
15	3	SE	74	GA TECH	0	0	0	2	15	2	0
16	5	W	25	MEMPHIS	0	0	0	2	5	12	0
17	4	MW	57	UTAH	0	0	0	1	12	6	0
18	3	E	92	TEXAS TECH	0	0	0	1	9	9	0
19	5	SE	31	MISSISSIPPI ST	0	0	0	1	5	13	0
20	5	E	87	PENN STATE	0	0	0	1	4	10	4
21	7	SE	49	TEMPLE	0	0	0	1	0	17	1
22	4	E	79	MARQUETTE	0	0	0	0	14	4	1
23	5	MW	18	IOWA STATE	0	0	0	0	4	6	9
24	6	MW	22	LOUISVILLE	0	0	0	0	3	12	4
25	6	SE	17	INDIANA	0	0	0	0	2	12	5
26	12	MW	68	CALIFORNIA	0	0	0	0	2	7	10
27	8	SE	72	DUKE	0	0	0	0	1	13	5
28	11	W	75	GEO WASH	0	0	0	0	1	7	11
29	9	W	71	CLEMSON	0	0	0	0	1	5	13
30	11	MW	53	TULSA	0	0	0	0	1	3	15
31	9	E	47	STANFORD	0	0	0	0	0	16	3
32	7	W	24	MARYLAND	0	0	0	0	0	15	4
33	8	W	76	GEORGIA	0	0	0	0	0	13	6
34	7	E	84	NEW MEXICO	0	0	0	0	0	12	7
35	7	MW	27	MICHIGAN	0	0	0	0	0	11	8
36	8	MW	63	WIS GRN BAY	0	0	0	0	0	10	9
37	9	MW	95	VA TECH	0	0	0	0	0	9	10
38	10	MW	50	TEXAS	0	0	0	0	0	8	11
39	10	E	78	KANSAS ST	0	0	0	0	0	7	12
40	11	SE	66	BOSTON COL	0	0	0	0	0	5	14
40	9	SE	73	EA MICHIGAN	0	0	0	0	0	5	14
42	12	E	4	ARKANSAS	0	0	0	0	0	4	15
42	10	W	43	SANTA CLARA	0	0	0	0	0	4	15
44	8	E	67	BRADLEY	0	0	0	0	0	3	16
45	11	E	85	NEW ORLEANS	0	0	0	0	0	2	17
46	13	E	81	MONMOUTH	0	0	0	0	0	1	18
46	13	W	82	MONTANA ST	0	0	0	0	0	1	18
46	10	SE	37	OKLAHOMA	0	0	0	0	0	1	18
46	14	MW	88	PORTLAND	0	0	0	0	0	1	18
46	13	SE	89	PRINCETON	0	0	0	0	0	1	18
51	14	SE	65	AUSTIN PEAY	0	0	0	0	0	0	19
51	13	MW	69	CANISIUS	0	0	0	0	0	0	19
51	16	E	70	CENTRAL FLA	0	0	0	0	0	0	19
51	16	SE	10	COLGATE	0	0	0	0	0	0	19
51	12	W	11	DREXEL	0	0	0	0	0	0	19
51	15	E	80	MISS VALLEY	0	0	0	0	0	0	19
51	15	MW	83	NE LOUISIANA	0	0	0	0	0	0	19
51	14	E	86	NO ILLINOIS	0	0	0	0	0	0	19
51	16	W	90	S CAROLINA ST	0	0	0	0	0	0	19
51	16	MW	91	SAN JOSE ST	0	0	0	0	0	0	19
51	15	SE	93	UNC GREENSB	0	0	0	0	0	0	19
51	12	SE	94	VA COMMONW	0	0	0	0	0	0	19
51	14	W	96	VALPARAISO	0	0	0	0	0	0	19
51	15	W	97	WE CAROLINA	0	0	0	0	0	0	19

3RD ANNUAL HWC I NCAA TOURNAMENT POOL

ANNUAL:	3
YEAR:	1997
ENTRIES:	22
ACTUAL CHAMP:	ARIZ
ACTUAL RUNNER-UP:	KENT
TOTAL PTS IN CHAMP:	163
TOTAL POT:	\$ 220.00
1ST PLACE:	Max \$ 125
2ND PLACE:	The Flying Elvi \$ 60
3RD PLACE:	Jaybian II \$ 35

2

MODE: 127,148,155,160,174

NOTES:

9.9	HIGH	26	11	5	3	1	0	42	31	66.7%	175	48	7 Remain@4.0
100.1	LOW	20	6	2	1	0	0	32	21	50.8%	115	3	4 Elim@2.0
	- AVG -	23.7	7.8	3.4	1.8	0.6	0.0	37.3	25.7	59.2%	157.0	-13.5	3.68 18.2%
	- TOT -	522	171	75	39	14	0	821	565				

22 19

ID#	FIRST NAME	LAST NAME	LI	NICKNAME	PTS	PL	PPT	WT	CH-PK	1W	2W	3W	4W	5W	6W	TW	TL	WIN%	PT-PK	DIFF	NOTES	elim
20	Sean	Dumzer	D (1)	Max	116	1	22	1.00	KAN	23	8	5	3	1	0	40	23	63.5%	172	9		6.0
8	Brian	Selander	S (1)	The Flying Elvi	115	2	21	0.95	KAN	25	9	3	3	1	0	41	22	65.1%	115	-48		6.0
13	Jason	Selander	S (1)	Jaybian II	113	3	20	0.91	KAN	25	11	4	1	1	0	42	21	66.7%	125	-38		6.0
5	Alvin	Kim	K (1)	Bad Ass I	111	4	19	0.86	KAN	26	9	3	2	1	0	41	22	65.1%	151	-12		3.0
23	Todd	Smith	S (1)	Frodo	109	5	18	0.82	UCLA	24	9	4	3	0	0	40	23	63.5%	167	4		5.0
12	Dennis	Kim	K (1)	Lenny	107	6	17	0.77	KAN	25	7	4	2	1	0	39	24	61.9%	174	11	Won tiebreaker	3.5
1	Fernando	Bustamante	B (1)	Bix Pix	107	7	16	0.73	UCLA	24	9	5	2	0	0	40	23	63.5%	147	-16		5.0
7	Jay	Santiago	S (1)	Locboy	104	8	15	0.68	KAN	25	6	4	2	1	0	38	25	60.3%	153	-10	Won tiebreaker	2.5
24	Meng	Heng	H (1)	Heng	104	9	14	0.64	UNC	22	8	4	2	1	0	37	26	58.7%	148	-15		5.0
9	Mark	Catley	C (1)	Sharkbaby	102	10	13	0.59	KAN	25	8	2	2	1	0	38	25	60.3%	127	-36		2.5
3	David	Feng	F (1)	The Mighty Mobelfakta	100	11	12	0.55	KAN	25	6	3	2	1	0	37	26	58.7%	175	12		2.5
25	Dennis	Kim	K (2)	Duke	99	12	11	0.50	KENT	26	7	3	1	1	0	38	25	60.3%	174	11	Won tiebreaker	4.0
4	Scott	Tamashiro	T (1)	The Fabone	99	13	10	0.45	KENT	21	7	4	2	1	0	35	28	55.6%	142	-21		3.5
26	Tuan	Huyn	H (1)	Rhodes	97	14	9	0.41	KAN	25	7	3	1	1	0	37	26	58.7%	160	-3	Won tiebreaker	2.0
27	Tuan	Huyn	H (2)	Roderick	97	15	8	0.36	S-CAR	23	9	3	2	0	0	37	26	58.7%	155	-8		4.0
28	Donald	Goodwin	G (1)	Ezra	96	16	7	0.32	KAN	22	8	2	2	1	0	35	28	55.6%	160	-3		2.0
29	Kevin	Tamashiro	T (1)	K-Dogg	95	17	6	0.27	KENT	23	7	2	2	1	0	35	28	55.6%	148	-15		2.5
30	Alvin	Kim	K (2)	Bad Ass II	93	18	5	0.23	UNC	24	9	3	1	0	0	37	26	58.7%	155	-8		5.0
31	Duke	Fan	F (1)	Duke Fan	90	19	4	0.18	UNC	24	8	3	1	0	0	36	27	57.1%	127	-36		3.5
32	Jane	Chong	C (1)	Cowgirl in Love	85	20	3	0.14	UNC	21	7	4	1	0	0	33	30	52.4%	156	-7		3.5
33	Greg	Hicks	H (1)	Karl Childers	84	21	2	0.09	KAN	20	6	5	1	0	0	32	31	50.8%	152	-11		2.0
16	Mike	Bernardo	B (1)	Buckeye Mike	80	22	1	0.05	KAN	24	6	2	1	0	0	33	30	52.4%	129	-34		2.0
0	3/10/1997	AP Poll		SEEDINGS	115	2	21	0.95	KAN	25	9	5	3	0	0	42	21	66.7%	141	-22		2.0

3RD ANNUAL HWCi NCAA TOURNAMENT POOL

#	SEED	REGION	ID	TEAM	W6	W5	W4	W3	W2	W1	W0
1	1	SE	19	KANSAS	12	4	5	0	1	0	0
2	1	E	34	N CAROLINA	4	1	12	5	0	0	0
3	1	W	20	KENTUCKY	3	11	4	4	0	0	0
4	2	MW	56	UCLA	2	1	6	3	9	1	0
5	2	E	115	S CAROLINA	1	0	4	14	1	2	0
6	3	W	60	WAKE FOREST	0	3	0	12	6	1	0
7	1	MW	29	MINNESOTA	0	1	2	9	5	5	0
8	2	W	57	UTAH	0	1	0	5	14	2	0
9	3	MW	9	CINCINNATI	0	0	6	3	11	2	0
10	4	MW	71	CLEMSON	0	0	2	4	8	8	0
11	5	MW	53	TULSA	0	0	1	1	5	12	3
12	4	SE	2	ARIZONA	0	0	1	0	8	12	1
13	12	MW	98	BOSTON U	0	0	1	0	0	2	19
14	2	SE	72	DUKE	0	0	0	17	4	1	0
15	3	SE	76	GEORGIA	0	0	0	3	12	7	0
16	3	E	84	NEW MEXICO	0	0	0	2	12	8	0
17	6	SE	16	ILLINOIS	0	0	0	1	4	8	9
18	6	MW	18	IOWA STATE	0	0	0	1	1	17	3
19	10	E	50	TEXAS	0	0	0	1	1	10	10
20	8	MW	110	OLE MISS	0	0	0	1	1	9	11
21	11	SE	116	SO CALIF	0	0	0	1	1	7	13
22	6	W	47	STANFORD	0	0	0	1	0	19	2
23	4	E	58	VILLANOVA	0	0	0	0	19	2	1
24	5	W	66	BOSTON COL	0	0	0	0	11	8	3
25	5	SE	24	MARYLAND	0	0	0	0	11	6	5
26	4	W	117	ST JOSEPHS	0	0	0	0	10	10	2
27	6	E	22	LOUISVILLE	0	0	0	0	6	8	8
28	5	E	68	CALIFORNIA	0	0	0	0	3	14	5
29	9	MW	49	TEMPLE	0	0	0	0	3	8	11
30	7	W	7	CHARLOTTE	0	0	0	0	2	7	13
31	11	E	55	U MASS	0	0	0	0	2	6	14
32	12	SE	101	COL CHARLST	0	0	0	0	2	3	17
33	7	MW	64	XAVIER	0	0	0	0	1	18	3
34	7	SE	79	MARQUETTE	0	0	0	0	1	12	9
35	12	W	96	VALPARAISO	0	0	0	0	1	2	19
36	8	W	77	IOWA	0	0	0	0	0	16	6
37	8	E	17	INDIANA	0	0	0	0	0	15	7
38	10	W	14	GEORGETOWN	0	0	0	0	0	13	9
38	9	SE	113	RHODE ISL	0	0	0	0	0	13	9
40	7	E	121	WISCONSIN	0	0	0	0	0	10	12
41	10	SE	112	PROVIDENCE	0	0	0	0	0	9	13
41	8	SE	42	PURDUE	0	0	0	0	0	9	13
43	9	E	102	COLORADO	0	0	0	0	0	7	15
44	9	W	59	VIRGINIA	0	0	0	0	0	6	16
45	12	E	89	PRINCETON	0	0	0	0	0	5	17
46	10	MW	120	VANDERBILT	0	0	0	0	0	3	19
46	11	MW	105	ILLINOIS ST	0	0	0	0	0	3	19
48	11	W	37	OKLAHOMA	0	0	0	0	0	2	20
48	13	W	111	PACIFIC	0	0	0	0	0	2	20
50	13	SE	114	S ALABAMA	0	0	0	0	0	1	21
50	13	E	107	LONG ISLAND	0	0	0	0	0	1	21
52	15	W	109	NAVY	0	0	0	0	0	0	22
52	14	W	118	ST MARYS	0	0	0	0	0	0	22
52	16	W	108	MONTANA	0	0	0	0	0	0	22
52	15	MW	100	CHARLESTN S	0	0	0	0	0	0	22
52	14	MW	99	BUTLER	0	0	0	0	0	0	22
52	13	MW	26	MIAMI OHIO	0	0	0	0	0	0	22
52	16	MW	119	SW TEX ST	0	0	0	0	0	0	22
52	15	SE	33	MURRAY ST	0	0	0	0	0	0	22
52	14	SE	8	CHATTANOOGA	0	0	0	0	0	0	22
52	16	SE	106	JACKSON ST	0	0	0	0	0	0	22
52	15	E	103	COPPIN ST	0	0	0	0	0	0	22
52	14	E	39	OLD DOM	0	0	0	0	0	0	22
52	16	E	104	FAIRFIELD	0	0	0	0	0	0	22

4TH ANNUAL HWCi NCAA TOURNAMENT POOL

ANNUAL:	4
YEAR:	1998
ENTRIES:	28
ACTUAL CHAMP:	KENT
ACTUAL RUNNER-UP:	UTAH
TOTAL PTS IN CHAMP:	147
TOTAL POT:	\$ 280.00
1ST PLACE:	Anna Come Lately \$ 150
2ND PLACE:	Caveman \$ 70
3RD PLACE:	The Fabone \$ 40
4TH PLACE:	Scottman \$ 20

NOTES: First 4th Place slot

First time tiebreaker decided money spot (4th)

1st tie since '95 (no tiebreaker) 8.9

101.9

2,854

HIGH 24 12 7 3 1 0 44 31 69.8% 188 146

LOW 19 7 2 0 0 0 32 19 50.8% 1 1

-AVG - 21.9 9.4 5.3 1.4 0.1 0.0 38.0 25.0 60.4% 150.1 3.1

-TOT - 613 264 148 38 2 0 1065 699

6
MODE: 160

7 Remain@4.0

4 Elim@2.0

3.71 14.3%

28

27

ID#	FIRST NAME	LAST NAME	LI	NICKNAME	PTS	PL	PPT	WT	CH-PK	1W	2W	3W	4W	5W	6W	TW	TL	WIN%	PT-PK	DIFF	NOTES	elim
34	Anna	C	C (1)	Anna Come Lately	126	1	28	1.00	UTAH	24	12	4	3	1	0	44	19	69.8%	156	9		6.0
15	James	Lew	L (1)	Caveman	113	2	27	0.96	UNC	23	11	7	1	0	0	42	21	66.7%	150	3		6.0
4	Scott	Tamashiro	T (1)	The Fabone	110	3	26	0.93	UNC	23	10	7	1	0	0	41	22	65.1%	142	-5		6.0
35	Scott	Hoffman	H (1)	Scottman	108	4	25	0.89	ARIZ	21	10	6	2	0	0	39	24	61.9%	146	-1	Won 4-way tie	6.0
16	Mike	Bernardo	B (1)	Buckeye Mike	108	5	24	0.86	KAN	22	8	7	2	0	0	39	24	61.9%	158	11		5.5
24	Meng	Heng	H (1)	Money	108	6	23	0.82	UNC	23	12	5	1	0	0	41	22	65.1%	164	17		5.5
6	Man	Vu	V (1)	Point Man	108	7	22	0.79	UNC	21	10	6	2	0	0	39	24	61.9%	188	41		5.5
36	Helen	Park	P (1)	Snow Spice	107	8	21	0.75	UNC	22	11	6	1	0	0	40	23	63.5%	152	5	Won tiebreaker	3.5
37	Lily	Godinez	G (1)	Pipi Girl	107	9	20	0.71	KAN	23	9	7	1	0	0	40	23	63.5%	173	26		4.0
26	Tuan	Huyn	H (1)	Straight Butter	106	10	19	0.68	UNC	21	8	5	2	1	0	37	26	58.7%	164	17		3.0
1	Fernando	Bustamante	B (1)	Bix's Pix's	105	11	18	0.64	ARIZ	23	11	5	1	0	0	40	23	63.5%	138	-9		4.0
38	Chris	Lee	L (1)	Kadlan	104	12	17	0.61	UNC	24	8	5	2	0	0	39	24	61.9%	160	13	Won 3-way tie	2.5
27	Tuan	Huyn	H (2)	En Fuego	104	13	16	0.57	ARIZ	21	10	5	2	0	0	38	25	60.3%	165	18		3.5
39	Joon	Lee	L (1)	Joon	104	14	15	0.54	UNC	22	10	6	1	0	0	39	24	61.9%	1	-146		4.0
7	Jay	Santiago	S (1)	Taurus	102	15	14	0.50	UNC	23	10	5	1	0	0	39	24	61.9%	160	13		4.0
9	Mark	Catley	C (1)	Foot Doctor	101	16	13	0.46	UNC	21	9	5	2	0	0	37	26	58.7%	155	8	Won 3-way tie	2.5
40	Paul	Cao	C (1)	All 2 Easy	101	17	12	0.43	UNC	24	7	5	2	0	0	38	25	60.3%	157	10		2.0
41	Jon	Kelly	K (1)	Lucky From SF	101	18	11	0.39	ARIZ	22	9	6	1	0	0	38	25	60.3%	160	13		3.5
5	Alvin	Kim	K (1)	Shakermaker	100	19	10	0.36	UNC	20	10	6	1	0	0	37	26	58.7%	160	13	Tied	2.5
8	Brian	Selander	S (1)	The Flying Elvi	100	19	10	0.36	UNC	22	10	5	1	0	0	38	25	60.3%	160	13	Tied	2.5
13	Jason	Selander	S (1)	Jaybian III	99	21	8	0.29	DUKE	23	9	5	1	0	0	38	25	60.3%	145	-2		4.0
3	David	Feng	F (1)	The Mighty Mobelfakta	96	22	7	0.25	UNC	20	10	5	1	0	0	36	27	57.1%	165	18		3.0
32	Jane	Chong	C (1)	Calamity	95	23	6	0.21	UNC	19	9	6	1	0	0	35	28	55.6%	143	-4		2.0
28	Donald	Goodwin	G (1)	Uthpope	92	24	5	0.18	ARIZ	22	8	6	0	0	0	36	27	57.1%	184	37		3.5
12	Dennis	Kim	K (1)	Lenny	91	25	4	0.14	KAN	23	9	3	1	0	0	36	27	57.1%	160	13	Won tiebreaker	3.0
42	Sam	Nishi	N (1)	Preki the Bomb	91	26	3	0.11	KAN	19	7	5	2	0	0	33	30	52.4%	131	-16		2.0
43	Edmund	Kim	K (1)	Baersarke	84	27	2	0.07	MISS	23	8	2	1	0	0	34	29	54.0%	109	-38		2.0
44	Daniel	Kim	K (1)	Slave to Big Six	83	28	1	0.04	UNC	19	9	3	1	0	0	32	31	50.8%	157	10		2.5
0		3/6/1998 AP Poll		SEEDINGS	102	15	14	0.50	UNC	23	10	5	1	0	0	39	24	61.9%	143	-4		



4TH ANNUAL HWC NCAA TOURNAMENT POOL

#	SEED	REGION	ID	TEAM	W6	W5	W4	W3	W2	W1	W0
1	1	E	34	N CAROLINA	16	4	7	0	1	0	0
2	1	W	2	ARIZONA	5	1	15	5	2	0	0
3	1	MW	19	KANSAS	4	10	10	3	1	0	0
4	1	S	72	DUKE	1	10	5	10	2	0	0
5	3	W	57	UTAH	1	0	0	10	8	8	1
6	4	MW	110	OLE MISS	1	0	0	0	15	10	2
7	2	S	20	KENTUCKY	0	1	7	13	7	0	0
8	6	S	56	UCLA	0	1	2	2	3	18	2
9	6	W	4	ARKANSAS	0	1	0	1	7	17	2
10	2	W	9	CINCINNATI	0	0	5	10	11	2	0
11	3	MW	47	STANFORD	0	0	2	15	5	5	1
12	2	MW	42	PURDUE	0	0	1	6	15	6	0
13	3	S	27	MICHIGAN	0	0	1	1	17	9	0
14	5	E	89	PRINCETON	0	0	1	0	12	4	11
15	2	E	54	U CONN	0	0	0	20	7	1	0
16	3	E	115	S CAROLINA	0	0	0	5	12	10	1
17	6	MW	71	CLEMSON	0	0	0	3	3	19	3
18	4	W	24	MARYLAND	0	0	0	2	19	4	3
19	5	S	48	SYRACUSE	0	0	0	2	15	10	1
20	6	E	64	XAVIER	0	0	0	2	8	13	5
21	7	MW	136	ST JOHNS	0	0	0	1	5	15	7
22	10	E	37	OKLAHOMA	0	0	0	1	0	10	17
23	4	E	28	MICHIGAN ST	0	0	0	0	14	11	3
24	4	S	84	NEW MEXICO	0	0	0	0	11	16	1
25	5	MW	137	TCU	0	0	0	0	9	14	5
26	5	W	16	ILLINOIS	0	0	0	0	5	19	4
27	12	MW	126	FLORIDA ST	0	0	0	0	3	2	23
28	7	W	49	TEMPLE	0	0	0	0	1	17	10
29	10	W	141	W VIRGINIA	0	0	0	0	1	9	18
30	11	E	142	WASHINGTON	0	0	0	0	1	4	23
31	12	W	114	S ALABAMA	0	0	0	0	1	3	24
32	13	E	73	EA MICHIGAN	0	0	0	0	1	2	25
32	13	W	140	UTAH ST	0	0	0	0	1	2	25
34	11	S	129	MIAMI FLA	0	0	0	0	1	1	26
35	7	S	55	U MASS	0	0	0	0	0	23	5
36	9	S	75	GEO WASH	0	0	0	0	0	19	9
37	7	E	17	INDIANA	0	0	0	0	0	17	11
38	8	E	7	CHARLOTTE	0	0	0	0	0	16	12
38	9	W	105	ILLINOIS ST	0	0	0	0	0	16	12
40	9	MW	33	MURRAY ST	0	0	0	0	0	14	14
40	8	MW	113	RHODE ISL	0	0	0	0	0	14	14
42	9	E	127	ILL CHICAGO	0	0	0	0	0	12	16
42	8	W	138	TENNESSEE	0	0	0	0	0	12	16
44	12	E	139	UNLV	0	0	0	0	0	11	17
45	8	S	38	OKLAHOMA ST	0	0	0	0	0	9	19
46	10	MW	124	DETROIT	0	0	0	0	0	7	21
47	10	S	45	ST LOUIS	0	0	0	0	0	5	23
48	11	MW	143	WE MICHIGAN	0	0	0	0	0	3	25
49	13	MW	96	VALPARAISO	0	0	0	0	0	2	26
49	11	W	130	NEBRASKA	0	0	0	0	0	2	26
51	13	S	99	BUTLER	0	0	0	0	0	1	27
51	14	MW	101	COL CHARLST	0	0	0	0	0	1	27
51	12	S	128	IONA	0	0	0	0	0	1	27
51	14	E	134	RICHMOND	0	0	0	0	0	1	27
51	14	W	135	SN FRAN	0	0	0	0	0	1	27
56	16	W	36	NICHOLS ST	0	0	0	0	0	0	28
56	15	S	90	S CRLNA ST	0	0	0	0	0	0	28
56	16	E	109	NAVY	0	0	0	0	0	0	28
56	14	S	122	DAVIDSON	0	0	0	0	0	0	28
56	15	MW	123	DELAWARE	0	0	0	0	0	0	28
56	15	E	125	FDU TEANECK	0	0	0	0	0	0	28
56	15	W	131	NO ARIZONA	0	0	0	0	0	0	28
56	16	MW	132	PRAIRIE VW	0	0	0	0	0	0	28
56	16	S	133	RADFORD	0	0	0	0	0	0	28

5TH ANNUAL HWCi NCAA TOURNAMENT POOL

ANNUAL:	5
YEAR:	1999
ENTRIES:	36
ACTUAL CHAMP:	CONN
ACTUAL RUNNER-UP:	DUKE
TOTAL PTS IN CHAMP:	151
TOTAL POT:	\$ 360.00
1ST PLACE:	Shary Bobbins \$ 180
2ND PLACE:	Free Fabone \$ 90
3RD PLACE:	Carseroni \$ 60
4TH PLACE:	BigSpiderBeck \$ 30

NOTES: 1st time Free Entry for 5 referrals

Gareth paid for unpaid Majerus for SDSU entry

HIGH	26	11	6	3	2	1	46	38	73.0%	178	51
LOW	17	5	1	0	0	0	25	17	39.7%	100	1
-AVG-	21.8	7.9	3.4	1.8	1.3	0.1	36.4	26.6	57.7%	144.6	-6.4
-TOT-	785	286	124	63	47	4	1309	959			

3
MODE: 140,155

9 Remain@4.0
7 Elim@2.0
3.44 19.4%

36

34

ID#	FIRST NAME	LAST NAME	LI	NICKNAME	PTS	PL	PPT	WT	CH-PK	1W	2W	3W	4W	5W	6W	TW	TL	WIN%	PT-PK	DIFF	NOTES	elim
45	Lisa	Fan	F (1)	Shary Bobbins	146	1	36	1.00	CONN	26	8	6	3	2	1	46	17	73.0%	138	-13		6.0
46	Scott	Tamashiro	T (2)	Free Fabone	137	2	35	0.97	CONN	22	9	5	3	2	1	42	21	66.7%	144	-7		6.0
47	Gareth	Maden	M (1)	Carseroni	120	3	34	0.94	DUKE	23	8	4	3	2	0	40	23	63.5%	178	27		6.0
1	Fernando	Bustamante	B (1)	BigSpiderBeck	118	4	33	0.92	CONN	21	8	3	2	2	1	37	26	58.7%	143	-8		6.0
10	Andy	Fan	F (1)	Max Power	117	5	32	0.89	DUKE	24	11	2	2	2	0	41	22	65.1%	145	-6	Won tiebreaker	5.5
15	James	Lew	L (1)	Big Game	117	6	31	0.86	DUKE	23	9	4	2	2	0	40	23	63.5%	141	-10		5.5
48	Keiko	Kojima	K (1)	Keikosaurus	116	7	30	0.83	DUKE	21	8	4	3	2	0	38	25	60.3%	157	6		3.0
41	Jon	Kelly	K (1)	Red	114	8	29	0.81	DUKE	23	8	4	2	2	0	39	24	61.9%	150	-1	Won tiebreaker	3.5
8	Brian	Selander	S (1)	Flying Elvi IV	114	9	28	0.78	DUKE	23	8	4	2	2	0	39	24	61.9%	100	-51		4.0
4	Scott	Tamashiro	T (1)	The Fabone V	113	10	27	0.75	DUKE	23	9	5	2	1	0	40	23	63.5%	144	-7	Won tiebreaker	5.0
49	Rob	Colosia	C (1)	Luis Enrique's Armada	113	11	26	0.72	CONN	23	9	2	2	1	1	38	25	60.3%	140	-11		5.0
37	Lily	Godinez	G (1)	Legend	111	12	25	0.69	DUKE	22	7	3	3	2	0	37	26	58.7%	146	-5	Won tiebreaker	2.5
50	Bob	Goldberg	G (1)	Bob Bruins	111	13	24	0.67	DUKE	23	7	4	2	2	0	38	25	60.3%	142	-9		3.5
51	Leonardo	Rodriguez	R (1)	Leonardo	110	14	23	0.64	DUKE	21	8	4	2	2	0	37	26	58.7%	146	-5		2.5
52	Rick	Freitas	F (1)	KnievalKid	109	15	22	0.61	DUKE	19	9	4	2	2	0	36	27	57.1%	117	-34		3.0
16	Mike	Bernardo	B (1)	Buckeye Mike	106	16	21	0.58	DUKE	19	8	6	2	1	0	36	27	57.1%	133	-18		3.5
53	Chris	Reed	R (1)	Chris	103	17	20	0.56	MI-ST	26	9	3	2	0	0	40	23	63.5%	137	-14		5.0
54	Glenn	Angeles	A (1)	Kuya Glenn	102	18	19	0.53	DUKE	23	8	3	2	1	0	37	26	58.7%	153	2		2.5
55	Byron	Wakumoto	W (1)	Q	101	19	18	0.50	DUKE	21	9	3	2	1	0	36	27	57.1%	157	6		2.5
56	Cliff	Tamashiro	T (1)	Mino	100	20	17	0.47	DUKE	23	8	4	1	1	0	37	26	58.7%	155	4		3.5
3	David	Feng	F (1)	The Mighty Mobelfakta	99	21	16	0.44	DUKE	19	7	3	2	2	0	33	30	52.4%	158	7		2.0
13	Jason	Selander	S (1)	Jaybian V	98	22	15	0.42	DUKE	21	8	3	2	1	0	35	28	55.6%	147	-4		2.5
5	Alvin	Kim	K (1)	Shakermaker	97	23	14	0.39	DUKE	23	7	4	1	1	0	36	27	57.1%	135	-16	Won 3-way tie	3.5
57	Scott	Lewis	L (1)	Cantona	97	24	13	0.36	DUKE	22	7	3	2	1	0	35	28	55.6%	177	26		2.5
6	Man	Vu	V (1)	Yellow Monkey	97	25	12	0.33	DUKE	18	9	5	1	1	0	34	29	54.0%	110	-41		3.5
58	Spencer	Kook	K (1)	Tiger	96	26	11	0.31	DUKE	22	8	2	2	1	0	35	28	55.6%	140	-11		2.5
59	Murray	Hilts	H (1)	Murrito's Burritos	95	27	10	0.28	DUKE	21	7	3	2	1	0	34	29	54.0%	140	-11		2.0
29	Kevin	Tamashiro	T (1)	Tamo	91	28	9	0.25	DUKE	21	9	2	1	1	0	34	29	54.0%	165	14		2.5
7	Jay	Santiago	S (1)	Jayloc	90	29	8	0.22	DUKE	20	8	3	1	1	0	33	30	52.4%	153	2	Won tiebreaker	2.5
60	Mo	Funches	F (1)	MoFun	90	30	7	0.19	DUKE	20	8	3	1	1	0	33	30	52.4%	160	9		2.0
42	Sam	Nishi	N (1)	USC-NITChamps	89	31	6	0.17	DUKE	21	7	3	1	1	0	33	30	52.4%	122	-29		2.0
9	Mark	Catley	C (1)	DarkShark	88	32	5	0.14	UNC	22	8	5	0	0	0	35	28	55.6%	135	-16		4.0
12	Dennis	Kim	K (1)	Lenny	87	33	4	0.11	DUKE	22	7	2	1	1	0	33	30	52.4%	155	4		2.0
61	Gareth	Maden	M (2)	Majerus for SDSU	86	34	3	0.08	DUKE	23	6	2	1	1	0	33	30	52.4%	156	5		2.0
62	Bobby	Jaffer	J (1)	Shaw	81	35	2	0.06	ARIZ	24	7	3	0	0	0	34	29	54.0%	133	-18		2.5
63	Loretta	Arellano	A (1)	True Bruin	67	36	1	0.03	DUKE	17	5	1	1	1	0	25	38	39.7%	155	4		2.0
0		3/9/1999 AP Poll		SEEDINGS	110	15	22	0.61	DUKE	20	8	3	3	2	0	36	27	57.1%	144	-7		

5TH ANNUAL HWC NCAA TOURNAMENT POOL

#	SEED	REGION	ID	TEAM	W6	W5	W4	W3	W2	W1	W0
1	1	E	72	DUKE	29	3	2	1	0	1	0
2	1	W	54	U CONN	4	11	5	14	1	1	0
3	3	W	34	N CAROLINA	1	1	1	3	25	4	1
4	4	MW	2	ARIZONA	1	0	10	8	11	6	0
5	1	MW	28	MICHIGAN ST	1	0	5	9	21	0	0
6	2	W	47	STANFORD	0	11	1	18	6	0	0
7	2	S	24	MARYLAND	0	5	11	6	13	0	1
8	1	S	147	AUBURN	0	3	7	11	13	2	0
9	3	MW	20	KENTUCKY	0	1	9	9	15	1	1
10	2	MW	57	UTAH	0	1	8	8	18	1	0
11	3	S	136	ST JOHNS	0	0	6	8	21	1	0
12	4	S	155	OHIO STATE	0	0	3	3	12	18	0
13	3	E	9	CINCINNATI	0	0	1	25	5	5	0
14	5	S	56	UCLA	0	0	1	8	9	15	3
15	2	E	129	MIAMI FLA	0	0	1	6	28	1	0
16	4	W	4	ARKANSAS	0	0	1	1	21	13	0
17	5	MW	7	CHARLOTTE	0	0	0	2	3	18	13
18	4	E	138	TENNESSEE	0	0	0	1	21	12	2
19	6	E	49	TEMPLE	0	0	0	1	3	30	2
20	10	E	42	PURDUE	0	0	0	1	0	15	20
21	11	E	152	KENT ST	0	0	0	1	0	1	34
22	5	W	77	IOWA	0	0	0	0	13	19	4
23	5	E	121	WISCONSIN	0	0	0	0	10	18	8
24	6	W	13	FLORIDA	0	0	0	0	3	24	9
25	12	E	158	SW MO ST	0	0	0	0	3	5	28
26	6	MW	19	KANSAS	0	0	0	0	1	33	2
27	7	MW	142	WASHINGTON	0	0	0	0	1	25	10
28	8	S	48	SYRACUSE	0	0	0	0	1	23	12
29	8	E	101	COL CHARLST	0	0	0	0	1	20	15
30	9	W	84	NEW MEXICO	0	0	0	0	1	18	17
31	11	S	75	GEO WASH	0	0	0	0	1	14	21
32	12	MW	113	RHODE ISL	0	0	0	0	1	12	23
33	9	S	38	OKLAHOMA ST	0	0	0	0	1	11	24
34	11	W	41	PENN	0	0	0	0	1	8	27
35	13	E	123	DELAWARE	0	0	0	0	1	1	34
36	14	W	62	WEBER ST	0	0	0	0	1	0	35
36	15	S	96	VALPARAISO	0	0	0	0	1	0	35
36	14	MW	154	NEW MEX ST	0	0	0	0	1	0	35
39	8	MW	58	VILLANOVA	0	0	0	0	0	27	9
40	7	S	22	LOUISVILLE	0	0	0	0	0	26	10
41	7	W	29	MINNESOTA	0	0	0	0	0	25	11
42	6	S	17	INDIANA	0	0	0	0	0	21	15
43	7	E	50	TEXAS	0	0	0	0	0	20	16
44	8	W	30	MISSOURI	0	0	0	0	0	17	19
45	9	E	53	TULSA	0	0	0	0	0	15	21
46	10	W	15	GONZAGA	0	0	0	0	0	11	25
47	10	MW	26	MIAMI OHIO	0	0	0	0	0	10	26
47	10	S	148	CREIGHTON	0	0	0	0	0	10	26
49	9	MW	110	OLE MISS	0	0	0	0	0	9	27
50	12	W	144	ALA BIRM	0	0	0	0	0	4	32
51	12	S	124	DETROIT	0	0	0	0	0	3	33
52	11	MW	149	EVANSVILLE	0	0	0	0	0	2	34
53	16	MW	32	MT ST MARY	0	0	0	0	0	0	36
53	13	S	33	MURRAY ST	0	0	0	0	0	0	36
53	13	MW	37	OKLAHOMA	0	0	0	0	0	0	36
53	15	W	145	ALCORN ST	0	0	0	0	0	0	36
53	15	MW	146	ARK STATE	0	0	0	0	0	0	36
53	16	E	150	FLORIDA A&M	0	0	0	0	0	0	36
53	14	E	151	GEO MASON	0	0	0	0	0	0	36
53	15	E	153	LAFAYETTE	0	0	0	0	0	0	36
53	14	S	156	SAMFORD	0	0	0	0	0	0	36
53	13	W	157	SIENNA	0	0	0	0	0	0	36
53	16	W	159	TEX SAN ANT	0	0	0	0	0	0	36
53	16	S	160	WINTHROP	0	0	0	0	0	0	36

6TH ANNUAL HWCi NCAA TOURNAMENT POOL

ANNUAL:	6
YEAR:	2000
ENTRIES:	36
ACTUAL CHAMP:	MI-ST
ACTUAL RUNNER-UP:	FLA
TOTAL PTS IN CHAMP:	165
TOTAL POT:	\$ 360.00
1ST PLACE:	Morales' Mounds \$ 180
2ND PLACE:	The Mighty Mobelfakta \$ 90
3RD PLACE:	The Fabone VI \$ 60
4TH PLACE:	Craigs99 \$ 30

6
MODE: 145

NOTES:

12.9	HIGH	30	9	3	1	1	1	44	36	69.8%	172	52	7 Remain@4.0
94.6	LOW	20	5	1	0	0	0	27	19	42.9%	113	0	13 Elim@2.0
3,407	-AVG-	26.2	6.9	1.8	0.8	0.7	0.4	36.7	26.3	58.2%	146.1	-18.9	3.11 36.1%
	-TOT-	943	247	66	28	24	13	1321	947				

ID#	FIRST NAME	LAST NAME	LI	NICKNAME	PTS	PL	PPT	WT	CH-PK	1W	2W	3W	4W	5W	6W	TW	TL	WIN%	PT-PK	DIFF	NOTES	elim
42	Sam	Nishi	N (1)	Morales' Mounds	122	1	36	1.00	MI-ST	30	8	3	1	1	1	44	19	69.8%	117	-48		6.0
3	David	Feng	F (1)	The Mighty Mobelfakta	114	2	35	0.97	MI-ST	28	8	2	1	1	1	41	22	65.1%	152	-13		6.0
4	Scott	Tamashiro	T (1)	The Fabone VI	113	3	34	0.94	MI-ST	27	7	3	1	1	1	40	23	63.5%	144	-21		6.0
64	Craig	Enomoto	E (1)	Craigs99	112	4	33	0.92	MI-ST	27	8	2	1	1	1	40	23	63.5%	161	-4		6.0
65	Armando	Salcedo	S (1)	Mad Mando	110	5	32	0.89	MI-ST	29	6	2	1	1	1	40	23	63.5%	130	-35		3.0
56	Cliff	Tamashiro	T (1)	Mino	108	6	31	0.86	MI-ST	26	6	3	1	1	1	38	25	60.3%	150	-15		2.0
45	Lisa	Fan	F (1)	Jebus	107	7	30	0.83	MI-ST	26	7	2	1	1	1	38	25	60.3%	161	-4		3.0
47	Gareth	Maden	M (1)	Carseroni	106	8	29	0.81	MI-ST	26	8	1	1	1	1	38	25	60.3%	145	-20		2.5
49	Rob	Colosia	C (1)	Luis Enrique's Armada	105	9	28	0.78	MI-ST	25	7	2	1	1	1	37	26	58.7%	144	-21		2.5
66	Michael	Krasner	K (1)	Jackass	104	10	27	0.75	DUKE	29	8	2	1	1	0	41	22	65.1%	136	-29		5.5
10	Andy	Fan	F (1)	Max Power	99	11	26	0.72	MI-ST	20	7	3	1	1	1	33	30	52.4%	165	0	Won 3-way tie	2.0
67	Bing	Feng	F (1)	Bingo41	99	12	25	0.69	DUKE	28	7	2	1	1	0	39	24	61.9%	147	-18		3.0
13	Jason	Selander	S (1)	Jaybian IV	99	13	24	0.67	MI-ST	27	5	1	1	1	1	36	27	57.1%	145	-20		2.0
46	Scott	Tamashiro	T (2)	Free Fabone	98	14	23	0.64	DUKE	26	8	2	1	1	0	38	25	60.3%	144	-21		3.0
68	Chris	Frost	F (1)	Red	97	15	22	0.61	MI-ST	24	5	2	1	1	1	34	29	54.0%	172	7	Won tiebreaker	2.0
69	Quang	Phung	P (1)	Yellow-Fever	97	16	21	0.58	TEM	27	7	2	1	1	0	38	25	60.3%	149	-16		2.0
16	Mike	Bernardo	B (1)	Buckeye Mike	96	17	20	0.56	STAN	28	6	2	1	1	0	38	25	60.3%	145	-20	Won tiebreaker	2.0
70	Patrick	Cervantes	C (1)	Patto	96	18	19	0.53	FLA	27	8	1	1	1	0	38	25	60.3%	142	-23		5.5
71	Dan	Scheffer	S (1)	Slinky Dude	95	19	18	0.50	MI-ST	23	5	2	1	1	1	33	30	52.4%	154	-11	Won tiebreaker	2.0
9	Mark	Calley	C (1)	BastosBinata	95	20	17	0.47	DUKE	24	7	3	1	1	0	36	27	57.1%	146	-19		3.0
62	Bobby	Jaffer	J (1)	Jafman	94	21	16	0.44	ARIZ	28	8	2	1	0	0	39	24	61.9%	145	-20		5.0
72	John	Casey	C (1)	Jinxie	93	22	15	0.42	STAN	25	7	2	1	1	0	36	27	57.1%	162	-3		2.0
55	Byron	Wakumoto	W (1)	Flying Ace	91	23	14	0.39	TEM	26	7	1	1	1	0	36	27	57.1%	146	-19		2.0
7	Jay	Santiago	S (1)	John Doh!	90	24	13	0.36	STAN	24	8	1	1	1	0	35	28	55.6%	161	-4		2.0
73	Ken	Berry	B (1)	Caligator	89	25	12	0.33	ST-JN	25	7	3	1	0	0	36	27	57.1%	145	-20		3.5
50	Bob	Goldberg	G (1)	Goldberg's Guesses	88	26	11	0.31	ST-JN	28	8	2	0	0	0	38	25	60.3%	155	-10	Won tiebreaker	3.5
6	Man	Vu	V (1)	Yellow Monkey	88	27	10	0.28	STAN	26	6	1	1	1	0	35	28	55.6%	131	-34		2.0
5	Alvin	Kim	K (1)	ALStar	87	28	9	0.25	ARIZ	25	9	1	1	0	0	36	27	57.1%	144	-21		2.5
74	Alaine	Deleon	D (1)	Money	85	29	8	0.22	STAN	30	5	1	1	0	0	37	26	58.7%	161	-4	Won tiebreaker	2.0
12	Dennis	Kim	K (1)	Lenny	85	30	7	0.19	STAN	28	7	2	0	0	0	37	26	58.7%	150	-15		3.5
8	Brian	Selander	S (1)	FlyingElvi	79	31	6	0.17	DUKE	27	7	1	0	0	0	35	28	55.6%	145	-20	Won tiebreaker	3.0
41	Jon	Kelly	K (1)	Lucky From SF	79	32	5	0.14	STAN	23	7	3	0	0	0	33	30	52.4%	140	-25		2.5
31	Duke	Fan	F (1)	No Cal?	76	33	4	0.11	DUKE	27	6	1	0	0	0	34	29	54.0%	121	-44		2.5
75	Robinson	Castillo	C (1)	Derek Fisher Wannabe	75	34	3	0.08	CIN	28	5	1	0	0	0	34	29	54.0%	144	-21		2.5
1	Fernando	Bustamante	B (1)	BigSpiderBeck	74	35	2	0.06	UCLA	26	6	1	0	0	0	33	30	52.4%	148	-17		2.5
76	Beth	Strum	S (1)	Bethon	62	36	1	0.03	ARIZ	20	6	1	0	0	0	27	36	42.9%	113	-52		2.0
0	3/14/2000	AP Poll		SEEDINGS	101	11	26	0.72	DUKE	29	7	2	1	1	0	40	23	63.5%	136	-29		

6TH ANNUAL HWC NCAA TOURNAMENT POOL

#	SEED	REGION	ID	TEAM	W6	W5	W4	W3	W2	W1	W0
1	1	MW	28	MICHIGAN ST	13	10	3	4	2	4	0
2	1	S	47	STANFORD	7	9	9	2	8	0	1
3	1	E	72	DUKE	6	5	10	10	5	0	0
4	1	W	2	ARIZONA	3	2	8	7	13	3	0
5	2	E	49	TEMPLE	2	3	7	13	5	6	0
6	2	W	136	ST JOHNS	2	0	13	14	6	1	0
7	5	E	13	FLORIDA	1	0	1	1	16	16	1
8	6	MW	56	UCLA	1	0	0	6	8	16	5
9	2	S	9	CINCINNATI	1	0	0	4	12	15	4
10	4	MW	48	SYRACUSE	0	2	0	1	17	15	1
11	3	S	155	OHIO STATE	0	1	3	17	8	7	0
12	4	W	170	LSU	0	1	1	8	15	10	1
13	3	MW	24	MARYLAND	0	1	0	4	14	16	1
14	5	MW	20	KENTUCKY	0	1	0	1	14	19	1
15	4	E	16	ILLINOIS	0	1	0	1	13	17	4
16	2	MW	18	IOWA STATE	0	0	4	18	8	6	0
17	5	S	54	U CONN	0	0	4	2	16	12	2
18	5	W	50	TEXAS	0	0	3	1	6	22	4
19	3	W	37	OKLAHOMA	0	0	1	4	18	13	0
20	4	S	138	TENNESSEE	0	0	1	1	9	23	2
21	9	W	165	FRESNO ST	0	0	1	0	2	21	12
22	9	MW	45	ST LOUIS	0	0	1	0	1	16	18
23	12	W	167	INDIANA ST	0	0	1	0	0	3	32
23	15	S	175	UNC WLMGTN	0	0	1	0	0	3	32
25	3	E	38	OKLAHOMA ST	0	0	0	6	18	9	3
26	7	S	53	TULSA	0	0	0	4	11	12	9
27	11	S	4	ARKANSAS	0	0	0	3	0	12	21
28	6	S	129	MIAMI FLA	0	0	0	2	2	17	15
29	10	E	173	SETON HALL	0	0	0	2	1	13	20
30	6	W	42	PURDUE	0	0	0	1	11	19	5
31	6	E	17	INDIANA	0	0	0	1	5	16	14
32	7	MW	147	AUBURN	0	0	0	1	4	18	13
33	11	E	171	PEPPERDINE	0	0	0	1	3	10	22
34	7	E	40	OREGON	0	0	0	1	2	17	16
35	11	MW	5	BALL STATE	0	0	0	1	1	3	31
36	10	W	15	GONZAGA	0	0	0	1	0	20	15
37	13	S	168	LA LAFYITE	0	0	0	1	0	1	34
38	10	S	139	UNLV	0	0	0	0	3	6	27
39	8	MW	57	UTAH	0	0	0	0	2	16	18
40	13	E	41	PENN	0	0	0	0	2	2	32
41	14	E	166	HOFSTRA	0	0	0	0	2	1	33
42	12	S	140	UTAH ST	0	0	0	0	2	0	34
43	10	MW	148	CREIGHTON	0	0	0	0	1	12	23
44	11	W	163	DAYTON	0	0	0	0	1	4	31
45	16	S	90	S CRLNA ST	0	0	0	0	1	0	35
46	9	E	164	DEPAUL	0	0	0	0	0	20	16
47	9	S	30	MISSOURI	0	0	0	0	0	18	18
47	8	S	34	N CAROLINA	0	0	0	0	0	18	18
49	8	E	19	KANSAS	0	0	0	0	0	16	20
50	7	W	22	LOUISVILLE	0	0	0	0	0	15	21
51	8	W	121	WISCONSIN	0	0	0	0	0	12	24
52	12	E	99	BUTLER	0	0	0	0	0	1	35
52	14	MW	128	IONA	0	0	0	0	0	1	35
52	13	MW	156	SAMFORD	0	0	0	0	0	1	35
52	13	W	172	SE MO ST	0	0	0	0	0	1	35
52	12	MW	174	ST BNVNTR	0	0	0	0	0	1	35
57	16	MW	96	VALPARAISO	0	0	0	0	0	0	36
57	16	W	106	JACKSON ST	0	0	0	0	0	0	36
57	15	W	131	NO ARIZONA	0	0	0	0	0	0	36
57	15	E	153	LAFAYETTE	0	0	0	0	0	0	36
57	14	W	160	WINTHROP	0	0	0	0	0	0	36
57	14	S	161	APPALACHIAN	0	0	0	0	0	0	36
57	15	MW	162	CEN CONN ST	0	0	0	0	0	0	36
57	16	E	169	LAMAR	0	0	0	0	0	0	36

7TH ANNUAL HWCi NCAA TOURNAMENT POOL

#	SEED	REGION	ID	TEAM	W6	W5	W4	W3	W2	W1	W0
1	1	W	47	STANFORD	18	8	18	10	4	1	0
2	1	E	72	DUKE	15	5	25	7	7	0	0
3	2	MW	2	ARIZONA	8	17	12	12	7	3	0
4	1	S	28	MICHIGAN ST	5	10	14	15	10	5	0
5	1	MW	16	ILLINOIS	5	1	10	28	12	3	0
6	2	S	34	N CAROLINA	2	6	9	17	20	5	0
7	4	E	56	UCLA	2	0	1	3	32	16	5
8	2	E	20	KENTUCKY	1	4	2	32	15	5	0
9	3	W	24	MARYLAND	1	3	3	27	14	11	0
10	3	S	13	FLORIDA	1	1	3	18	27	6	3
11	13	S	15	GONZAGA	1	0	0	0	10	14	34
12	2	W	18	IOWA STATE	0	1	4	11	33	10	0
13	4	MW	19	KANSAS	0	1	1	10	27	16	4
14	3	MW	110	OLE MISS	0	1	1	3	30	18	6
15	5	E	155	OHIO STATE	0	1	0	0	16	33	9
16	4	S	37	OKLAHOMA	0	0	5	1	20	30	3
17	3	E	66	BOSTON COL	0	0	3	9	27	20	0
18	4	W	17	INDIANA	0	0	2	2	25	27	3
19	5	S	59	VIRGINIA	0	0	2	1	18	13	25
20	6	MW	183	NOTRE DAME	0	0	1	2	15	22	19
21	7	W	4	ARKANSAS	0	0	1	1	1	26	30
22	10	MW	99	BUTLER	0	0	1	0	0	11	47
23	6	W	121	WISCONSIN	0	0	0	4	6	39	10
24	11	E	38	OKLAHOMA ST	0	0	0	3	8	17	31
25	10	W	14	GEORGETOWN	0	0	0	3	4	23	29
26	7	E	77	IOWA	0	0	0	3	1	36	19
27	6	E	116	SO CALIF	0	0	0	2	7	22	28
28	8	S	68	CALIFORNIA	0	0	0	2	1	30	26
29	9	S	165	FRESNO ST	0	0	0	2	0	24	33
30	5	MW	48	SYRACUSE	0	0	0	1	16	32	10
31	8	MW	138	TENNESSEE	0	0	0	1	2	32	24
32	7	S	87	PENN STATE	0	0	0	1	2	31	25
33	11	S	49	TEMPLE	0	0	0	1	2	13	43
34	7	MW	60	WAKE FOREST	0	0	0	1	1	45	12
35	12	MW	181	HAWAII	0	0	0	1	1	8	49
36	9	W	117	ST JOSEPHS	0	0	0	1	0	32	26
37	14	S	167	INDIANA ST	0	0	0	1	0	2	56
38	5	W	9	CINCINNATI	0	0	0	0	27	24	8
39	6	S	50	TEXAS	0	0	0	0	5	38	16
40	11	MW	64	XAVIER	0	0	0	0	5	14	40
41	12	E	140	UTAH ST	0	0	0	0	4	5	50
42	12	W	6	BYU	0	0	0	0	3	5	51
43	10	S	112	PROVIDENCE	0	0	0	0	2	23	34
44	10	E	148	CREIGHTON	0	0	0	0	1	18	40
45	11	W	179	GEORGIA ST	0	0	0	0	1	9	49
46	14	MW	128	IONA	0	0	0	0	1	5	53
47	13	MW	177	CS NRTHRDG	0	0	0	0	1	3	55
48	14	S	61	WE KENTUCKY	0	0	0	0	1	2	56
49	9	E	30	MISSOURI	0	0	0	0	0	33	26
50	8	W	74	GA TECH	0	0	0	0	0	26	33
50	8	E	76	GEORGIA	0	0	0	0	0	26	33
52	9	MW	7	CHARLOTTE	0	0	0	0	0	24	35
53	13	E	166	HOFSTRA	0	0	0	0	0	5	54
54	13	W	152	KENT ST	0	0	0	0	0	3	56
55	16	E	81	MONMOUTH	0	0	0	0	0	0	59
55	15	S	89	PRINCETON	0	0	0	0	0	0	59
55	16	W	93	UNC GREENSB	0	0	0	0	0	0	59
55	14	W	151	GEO MASON	0	0	0	0	0	0	59
55	16	S	176	ALABAMA ST	0	0	0	0	0	0	59
55	15	MW	178	EA ILLINOIS	0	0	0	0	0	0	59
55	15	W	180	HAMPTON	0	0	0	0	0	0	59
55	15	E	182	HOLY CROSS	0	0	0	0	0	0	59
55	16	MW	184	NW STATE	0	0	0	0	0	0	59
55	14	E	185	SO UTAH	0	0	0	0	0	0	59

ID#	FIRST NAME	LAST NAME	LI	NICKNAME	PTS	PL	PPT	WT	CH-PK	1W	2W	3W	4W	5W	6W	TW	TL	WIN%	PT-PK	DIFF	NOTES	elim
55	Byron	Wakumoto	W (1)	Knack Attack	88	63	18	0.23	DUKE	21	8	4	1	0	0	34	29	54.0%	155	39	Won tiebreaker	2.5
77	Catrina	Benson	B (1)	Yudanja	88	64	17	0.21	CONN	19	8	3	1	1	0	32	31	50.8%	158	42		4.0
70	Patrick	Cervantes	C (1)	Pattoman	87	65	16	0.20	ALAB	24	7	3	1	0	0	35	28	55.6%	135	19		2.0
37	Lily	Godinez	G (1)	Meconium	86	66	15	0.19	CONN	20	8	4	1	0	0	33	30	52.4%	132	16	Won 3-way tie	4.0
92	Bar	Levkovitz	L (1)	Indy	86	67	14	0.18	CIN	22	8	3	1	0	0	34	29	54.0%	136	20		2.0
9	Mark	Catley	C (1)	Chicken Adobo	86	68	13	0.16	CIN	20	8	4	1	0	0	33	30	52.4%	138	22		2.0
66	Michael	Krasner	K (1)	Kraz	84	69	12	0.15	CIN	22	8	4	0	0	0	34	29	54.0%	133	17		3.5
47	Gareth	Maden	M (1)	Splasher	83	70	11	0.14	KAN	17	7	4	2	0	0	30	33	47.6%	143	27	Won tiebreaker	2.0
83	Dara	Chay	C (1)	Dara	83	71	10	0.13	DUKE	23	9	1	1	0	0	34	29	54.0%	161	45		3.0
127	Brent	Rosenzweig	R (1)	Hawk	82	72	9	0.11	KAN	22	8	2	1	0	0	33	30	52.4%	161	45		2.5
124	Eric	Pastor	P (1)	Zonamaster	81	73	8	0.10	ARIZ	21	9	3	0	0	0	33	30	52.4%	177	61		3.0
79	Troy	Boren	B (1)	Tabby	76	74	7	0.09	CIN	19	8	2	1	0	0	30	33	47.6%	137	21		2.0
1	Fernando	Bustamante	B (1)	Bix Pix	73	75	6	0.08	DUKE	19	7	2	1	0	0	29	34	46.0%	143	27		2.0
112	Yasmin	Jeiroudi	J (1)	Netflower	66	76	5	0.06	PITT	22	6	1	0	0	0	29	34	46.0%	139	23		2.5
76	Beth	Strum	S (1)	Strumer	63	77	4	0.05	CIN	17	7	2	0	0	0	26	37	41.3%	154	38		2.0
73	Ken	Berry	B (1)	Die with Gators	58	78	3	0.04	FLA	18	6	1	0	0	0	25	38	39.7%	148	32		2.0
132	Gabriel	Tambone	T (1)	Gobay	49	79	2	0.03	ALAB	20	3	0	0	0	0	23	40	36.5%	147	31	Won tiebreaker	2.0
111	Dan	Henderson	H (1)	Hendo	49	80	1	0.01	DUKE	18	3	1	0	0	0	22	41	34.9%	171	55		2.0
0	3/11/2002	AP Poll		SEEDINGS	112	19	62	0.78	DUKE	25	10	5	2	0	0	42	21	66.7%	142	26		



8TH ANNUAL HWC I NCAA TOURNAMENT POOL

ID#	FIRST NAME	LAST NAME	LI	NICKNAME	PTS	PL	PPT	WT	CH-PK	1W	2W
#	SEED	REGION	ID	TEAM	W6	W5	W4	W3	W2	W1	W0
1	1	S	72	DUKE	22	19	18	5	16	0	0
2	1	E	24	MARYLAND	17	21	20	14	6	2	0
3	1	MW	19	KANSAS	11	11	19	19	8	11	1
4	1	W	9	CINCINNATI	7	2	14	31	11	15	0
5	3	W	2	ARIZONA	6	3	13	8	17	30	3
6	2	E	54	U CONN	4	3	7	44	12	9	1
7	2	W	37	OKLAHOMA	3	7	11	13	36	9	1
8	2	MW	40	OREGON	3	3	18	28	14	14	0
9	2	S	1	ALABAMA	3	0	3	41	17	16	0
10	5	MW	13	FLORIDA	1	0	3	3	24	38	11
11	3	S	189	PITTSBURGH	1	0	2	11	31	31	4
12	8	W	56	UCLA	1	0	1	7	6	40	25
13	10	W	181	HAWAII	1	0	0	0	6	30	43
14	6	W	15	GONZAGA	0	2	8	5	18	46	1
15	5	S	17	INDIANA	0	2	0	0	10	51	17
16	4	S	116	SO CALIF	0	1	9	4	52	14	0
17	4	MW	16	ILLINOIS	0	1	4	3	38	29	5
18	3	MW	31	MISSPPI ST	0	1	1	17	31	27	3
19	8	MW	47	STANFORD	0	1	1	2	3	38	35
20	6	MW	50	TEXAS	0	1	0	4	23	38	14
21	6	E	92	TEXAS TECH	0	1	0	1	23	40	15
22	9	E	136	ST JOHNS	0	1	0	1	0	45	33
23	4	E	20	KENTUCKY	0	0	3	1	39	22	15
24	7	E	188	NC STATE	0	0	2	3	1	34	40
25	4	W	155	OHIO STATE	0	0	1	12	39	25	3
26	3	E	76	GEORGIA	0	0	1	11	41	25	2
27	7	MW	60	WAKE FOREST	0	0	1	2	3	33	41
28	6	S	68	CALIFORNIA	0	0	0	8	22	31	19
29	7	S	38	OKLAHOMA ST	0	0	0	7	3	32	38
30	12	W	30	MISSOURI	0	0	0	3	7	22	48
31	10	S	152	KENT ST	0	0	0	3	3	32	42
32	10	E	28	MICHIGAN ST	0	0	0	3	1	36	40
33	5	E	79	MARQUETTE	0	0	0	2	31	30	17
34	5	W	129	MIAMI FLA	0	0	0	1	17	30	32
35	10	MW	171	PEPPERDINE	0	0	0	1	7	33	39
36	9	MW	61	WE KENTUCKY	0	0	0	1	4	30	45
37	11	S	41	PENN	0	0	0	1	3	15	61
38	7	W	64	XAVIER	0	0	0	0	3	40	37
39	13	MW	190	SN DIEGO ST	0	0	0	0	3	2	75
40	12	E	53	TULSA	0	0	0	0	2	15	63
40	12	S	57	UTAH	0	0	0	0	2	15	63
42	11	E	44	SO ILLINOIS	0	0	0	0	2	13	65
42	13	E	96	VALPARAISO	0	0	0	0	2	13	65
44	11	MW	66	BOSTON COL	0	0	0	0	2	12	66
45	14	S	162	CEN CONN ST	0	0	0	0	1	3	76
46	8	S	183	NOTRE DAME	0	0	0	0	0	47	33
47	8	E	121	WISCONSIN	0	0	0	0	0	33	47
48	9	S	7	CHARLOTTE	0	0	0	0	0	33	47
49	9	W	110	OLE MISS	0	0	0	0	0	25	55
50	12	MW	148	CREIGHTON	0	0	0	0	0	11	69
51	13	W	122	DAVIDSON	0	0	0	0	0	3	77
51	14	MW	187	MCNEESE ST	0	0	0	0	0	3	77
51	14	W	191	UC SANTA B	0	0	0	0	0	3	77
54	14	E	33	MURRAY ST	0	0	0	0	0	2	78
55	15	W	127	ILL CHICAGO	0	0	0	0	0	1	79
55	15	E	180	HAMPTON	0	0	0	0	0	1	79
55	16	MW	182	HOLY CROSS	0	0	0	0	0	1	79
55	11	W	192	WYOMING	0	0	0	0	0	1	79
59	16	W	98	BOSTON U	0	0	0	0	0	0	80
59	15	MW	108	MONTANA	0	0	0	0	0	0	80
59	16	E	157	SIENNA	0	0	0	0	0	0	80
59	16	S	160	WINTHROP	0	0	0	0	0	0	80
59	13	S	175	UNC WLMGTN	0	0	0	0	0	0	80
59	15	S	186	FLORIDA ATL	0	0	0	0	0	0	80

ID#	FIRST NAME	LAST NAME	LI	NICKNAME	PTS	PL	PPT	WT	CH-PK	1W	2W	3W	4W	5W	6W	TW	TL	WIN%	PT-PK	DIFF	NOTES
#	SEED	REGION	ID	TEAM	W6	W5	W4	W3	W2	W1	W0	R				Conf		Conf	Win	# Tm	Win/Team
1	1	MW	20	KENTUCKY	32	3	19	8	0	1	0	3				SEC	0	AE	0	1	0.00
2	1	W	2	ARIZONA	13	1	22	14	12	1	0	3				P10	1	A10	1	3	0.33
3	1	E	37	OKLAHOMA	5	10	10	18	16	4	0	3				B12	5	ACC	5	4	1.25
4	2	W	19	KANSAS	4	2	5	19	20	11	2	5				B12	0	AS	0	1	0.00
5	3	W	72	DUKE	2	0	6	19	30	6	0	2				ACC	14	B12	14	6	2.33
6	2	S	13	FLORIDA	1	6	4	14	33	5	0	1				SEC	12	BE	12	5	2.40
7	3	S	64	XAVIER	1	5	6	6	8	35	2	1				A10	0	SKY	0	1	0.00
8	4	S	47	STANFORD	1	3	1	7	13	25	13	1				P10	0	BS	0	1	0.00
9	3	E	48	SYRACUSE	1	1	10	18	21	9	3	6				BE	8	B10	8	5	1.60
10	4	W	16	ILLINOIS	1	1	4	5	35	14	3	1				B10	0	BW	0	1	0.00
11	2	MW	189	PITTSBURGH	1	1	2	27	15	17	0	2				BE	0	CAA	0	1	0.00
12	3	MW	79	MARQUETTE	1	0	1	13	22	23	3	4				USA	5	USA	5	3	1.67
13	1	S	50	TEXAS	0	15	7	16	16	9	0	4				B12	0	Ind	0	0	
14	4	E	22	LOUISVILLE	0	6	2	5	25	24	1	1				USA	2	HOR	2	2	1.00
15	2	E	60	WAKE FOREST	0	4	10	15	29	5	0	1				ACC	0	IVY	0	1	0.00
16	6	S	24	MARYLAND	0	3	3	11	18	23	5	2				ACC	0	MAA	0	1	0.00
17	5	S	54	U CONN	0	1	3	5	25	25	4	2				BE	0	MCC	0	1	0.00
18	7	MW	17	INDIANA	0	1	0	6	7	27	22	1				B10	1	MAC	1	1	1.00
19	5	E	31	MISSPPI ST	0	0	3	2	16	22	20	0				SEC	0	MEA	0	1	0.00
20	7	S	28	MICHIGAN ST	0	0	2	0	3	28	30	3				B10	0	MVC	0	2	0.00
21	8	S	170	LSU	0	0	1	1	2	36	23	0				SEC	1	MWC	1	3	0.33
22	7	W	25	MEMPHIS	0	0	1	3	4	27	28	0				USA	0	NEC	0	1	0.00
23	6	MW	30	MISSOURI	0	0	1	9	13	29	11	1				B12	0	OVC	0	1	0.00
24	5	W	183	NOTRE DAME	0	0	1	1	13	34	14	2				BE	6	P10	6	5	1.20
25	6	E	38	OKLAHOMA ST	0	0	1	0	6	25	31	1				B12	0	PAT	0	1	0.00
26	8	MW	40	OREGON	0	0	1	0	0	41	21	0				P10	6	SEC	6	6	1.00
27	9	S	42	PURDUE	0	0	0	2	3	18	40	1				B10	0	SOU	0	1	0.00
28	11	E	41	PENN	0	0	0	2	2	27	32	0					0	SL	0	1	0.00
29	6	W	148	CREIGHTON	0	0	0	1	5	42	15	0				MVC	0	SWA	0	1	0.00
30	10	W	3	ARIZONA ST	0	0	0	1	3	24	35	1				P10	0	SUN	0	1	0.00
31	8	E	68	CALIFORNIA	0	0	0	1	1	30	31	1				P10	0	WCC	1	2	0.50
32	9	E	188	NC STATE	0	0	0	1	1	29	32	0				ACC	0	WAC	1	1	1.00
33	10	E	147	AUBURN	0	0	0	1	1	23	38	2				SEC	0				
34	11	S	175	UNC WLMGTN	0	0	0	1	0	4	58	0					0				
35	5	MW	121	WISCONSIN	0	0	0	0	28	12	23	2				B10	0				
36	4	MW	163	DAYTON	0	0	0	0	24	18	21	0				A10	0				
37	13	MW	53	TULSA	0	0	0	0	6	15	42	1				WAC	0				
38	12	MW	62	WEBER ST	0	0	0	0	5	18	40	0					0				
39	12	E	99	BUTLER	0	0	0	0	4	16	43	2				HOR	0				
40	7	E	117	ST JOSEPHS	0	0	0	0	3	35	25	0				A10	0				
41	10	MW	1	ALABAMA	0	0	0	0	3	19	41	0				SEC	0				
42	13	S	198	SAN DIEGO	0	0	0	0	3	10	50	0				WCC	0				
43	11	MW	44	SO ILLINOIS	0	0	0	0	2	9	52	0				MVC	0				
44	13	W	61	WE KENTUCKY	0	0	0	0	2	1	60	0					0				
45	9	W	15	GONZAGA	0	0	0	0	1	44	18	1				WCC	0				
46	12	S	6	BYU	0	0	0	0	1	3	59	0				MWC	0				
47	14	MW	182	HOLY CROSS	0	0	0	0	1	2	60	0					0				
47	14	E	23	MANHATTAN	0	0	0	0	1	2	60	0					0				
49	14	S	199	TROY ST	0	0	0	0	1	1	61	0					0				
49	15	W	140	UTAH ST	0	0	0	0	1	1	61	0					0				
51	10	S	102	COLORADO	0	0	0	0	0	30	33	0				B12	0				
52	9	MW	57	UTAH	0	0	0	0	0	21	42	1				MWC	0				
53	8	W	9	CINCINNATI	0	0	0	0	0	18	45	0				BE	0				
54	11	W	193	CEN MICH	0	0	0	0	0	15	48	1				MAC	0				
55	12	W	203	WIS MILW	0	0	0	0	0	14	49	0				HOR	0				
56	13	E	65	AUSTIN PEAY	0	0	0	0	0	1	62	0					0				
57	14	W	194	COLORADO ST	0	0	0	0	0	0	63	0				MWC	0				
57	15	E	195	E TENN ST	0	0	0	0	0	0	63	0					0				
57	16	MW	196	IUPUI	0	0	0	0	0	0	63	0					0				
57	16	E	90	S CRLNA ST	0	0	0	0	0	0	63	0					0				
57	15	S	197	SAM HOU ST	0	0	0	0	0	0	63	0					0				
57	16	S	200	UNC ASHVILLE	0	0	0	0	0	0	63	0				BS	0				
57	16	W	201	VERMONT	0	0	0	0	0	0	63	0					0				
57	15	MW	202	WAGNER	0	0	0	0	0	0	63	0					0				

63 65

Summary statistics table including: ANNUAL: 10, YEAR: 2004, ENTRIES: 79, ACTUAL CHAMP: CONN, ACTUAL RUNNER-UP: GA-T, TOTAL PTS IN CHAMP: 155, TOTAL POT: \$790.00, 1ST PLACE: Fabio (\$370), 2ND PLACE: OMG (\$180), 3RD PLACE: The Mighty Mobelfakta (\$120), 4TH PLACE: Random Picks (\$80), BONUS (CONF WINS): Buckeye Mike (\$40).

NOTES: Got 81 entries; 2 removed- no payment

Performance statistics table: HIGH 29 11 5 3 1 1 46 36 73.0% 173 70, LOW 18 5 1 0 0 0 27 17 42.9% 85 0, -AVG- 24.7 8.4 3.4 1.7 0.3 0.1 38.5 24.5 61.2% 139.0 -16.0, -TOT- 1948 663 266 133 24 11 3045 1932

68 # 12, MODE: ACC with 14 Remain@4.0, 21 Elim@2.0, 3.11 26.6%

Main tournament pool results table with columns: ID#, FIRST NAME, LAST NAME, LI, NICKNAME, PTS, PL, PPT, WT, CH-PK, 1W, 2W, 3W, 4W, 5W, 6W, 7W, 8W, WIN%, PT-PK, DIFF, NOTES, elim, CONF PICK, Win. Rows include participants like Rick Freitas, Darius Banks, David Feng, etc.

ID#	FIRST NAME	LAST NAME	LI	NICKNAME	PTS	PL	PPT	WT	CH-PK	1W	2W	3W	4W	5W	6W	TW	TL	WIN%	PT-PK	DIFF	NOTES	elim	CONF PICK	Win
113	Jon	Jessup	J (1)	The Slack Jawed Yokel	92	62	18	0.23	GONZ	25	10	3	0	0	0	38	25	60.3%	141	-14		2.5	ACC/SEC	11
109	Marty	Golub	G (1)	Marty the Greek	91	64	16	0.20	STAN	24	9	4	0	0	0	37	26	58.7%	154	-1		2.0	ACC	12
133	Roy	Wakimura	W (1)	Krispy Kremer	90	65	15	0.19	STAN	27	8	3	0	0	0	38	25	60.3%	138	-17		2.5	ACC	14
165	Deven	Kapoor	K (1)	Jarebok	89	66	14	0.18	PITT	23	7	2	1	1	0	34	29	54.0%	137	-18	Won 3-way tie	2.5	ACC/Big12/BigEast	11
82	Robinson	Castillo	C (3)	Samurai Jack	89	67	13	0.16	STAN	22	11	3	0	0	0	36	27	57.1%	127	-28		2.5	ACC/BigEast	11
170	Lawrence	Markey	M (1)	Larz	89	68	12	0.15	STAN	25	5	3	2	0	0	35	28	55.6%	98	-57		2.0	ACC	14
123	Nelson	Palencia	P (1)	Source	88	69	11	0.14	STAN	26	6	3	1	0	0	36	27	57.1%	169	14		2.5	ACC/Pac10	11
97	Vi	Nguyen	N (1)	Mrs. McGrady	87	70	10	0.13	DUKE	24	7	3	1	0	0	35	28	55.6%	146	-9		2.0	ACC	18
71	Dan	Scheffer	S (1)	Evil Monkey	83	71	9	0.11	SYR	21	9	2	1	0	0	33	30	52.4%	171	16		2.5	BigEast	11
131	Linh	Tamashiro	T (1)	PSW	82	72	8	0.10	MS-ST	22	10	2	0	0	0	34	29	54.0%	135	-20		2.0	ACC	13
154	Brent	Caslin	C (1)	Brent	79	73	7	0.09	STAN	23	7	3	0	0	0	33	30	52.4%	136	-19		2.0	Pac10	14
79	Troy	Boren	B (1)	TroySoldiers	77	74	6	0.08	PITT	24	7	2	0	0	0	33	30	52.4%	141	-14	Won tiebreaker	2.5	ACC	15
136	Robert R	Colosia	C (1)	Team Green	77	75	5	0.06	STAN	23	9	1	0	0	0	33	30	52.4%	140	-15		2.5	ACC	13
47	Gareth	Maden	M (1)	Carseroni	76	76	4	0.05	KENT	19	8	2	1	0	0	30	33	47.6%	118	-37		2.0	ACC	11
156	Joe	Dolby	D (1)	Afros Are Awesome	74	77	3	0.04	STAN	23	8	1	0	0	0	32	31	50.8%	136	-19	Won tiebreaker	2.0	ACC	14
153	Sant	Carthunjarearn	C (1)	All Hail Sant	74	78	2	0.03	MS-ST	18	8	2	1	0	0	29	34	46.0%	85	-70		2.0	ACC/SEC	11
169	Kingsley	Ma	M (1)	Skratchsnift	67	79	1	0.01	STAN	18	5	4	0	0	0	27	36	42.9%	130	-25		2.0	Atlantic10	9
0		3/15/2004	Ranked Seeds	SEEDINGS	105	35	45	0.57	KENT	28	9	4	1	0	0	42	21	66.7%	142	-13				



10TH ANNUAL HWC I NCAA TOURNAMENT POOL

ID#	FIRST NAME	LAST NAME	LI	NICKNAME	PTS	PL	PPT	WT	CH-PK	1W	2W	3W	4W	5W	6W	TW	TL	WIN%	PT-PK	DIFF	NOTES
#	SEED	REGION	ID	TEAM	W6	W5	W4	W3	W2	W1	W0	R				Conf		Conf	Win	# Tm	Win/Team
1	1	W(PHX)	47	STANFORD	21	6	9	25	18	0	0	1				P10	0	AE	0	1	0.00
2	1	S(ATL)	72	DUKE	16	7	24	12	10	10	0	4				ACC	6	A10	6	4	1.50
3	1	M(STL)	20	KENTUCKY	12	15	18	24	5	5	0	1				SEC	14	ACC	14	6	2.33
4	2	W(PHX)	54	U CONN	11	11	13	31	12	1	0	6				BE	0	AS	0	1	0.00
5	2	E(ERU)	38	OKLAHOMA ST	5	16	18	11	25	4	0	4				B12	10	B12	10	4	2.50
6	2	M(STL)	15	GONZAGA	3	9	5	22	29	10	1	1				WCC	12	BE	12	6	2.00
7	3	E(ERU)	189	PITTSBURGH	3	5	11	7	27	25	1	2				BE	0	SKY	0	1	0.00
8	2	S(ATL)	31	MISSPPI ST	2	1	9	27	20	20	0	1				SEC	0	BS	0	1	0.00
9	1	E(ERU)	117	ST JOSEPHS	1	5	7	29	26	11	0	3				A10	3	B10	3	3	1.00
10	4	W(PHX)	24	MARYLAND	1	0	4	11	37	23	3	1				ACC	1	BW	1	1	1.00
11	4	M(STL)	19	KANSAS	1	0	2	6	55	13	2	3				B12	0	CAA	0	1	0.00
12	9	S(ATL)	2	ARIZONA	1	0	2	3	4	58	11	0				P10	5	USA	5	6	0.83
13	5	E(ERU)	13	FLORIDA	1	0	1	5	9	38	25	0				SEC	0	Ind	0	0	
14	5	W(PHX)	48	SYRACUSE	1	0	0	0	21	45	12	2				BE	0	HOR	0	1	0.00
15	3	M(STL)	74	GA TECH	0	2	10	22	37	7	1	5				ACC	0	IVY	0	1	0.00
16	7	S(ATL)	64	XAVIER	0	1	2	3	9	33	31	3				A10	1	MAA	1	1	1.00
17	6	E(ERU)	121	WISCONSIN	0	1	1	1	22	45	9	1				B10	0	MCC	0	1	0.00
18	6	S(ATL)	34	N CAROLINA	0	0	5	9	15	38	12	1				ACC	0	MAC	0	1	0.00
19	4	E(ERU)	60	WAKE FOREST	0	0	4	26	25	22	2	2				ACC	0	MEA	0	1	0.00
20	4	S(ATL)	9	CINCINNATI	0	0	4	4	31	30	10	1				USA	0	MVC	0	2	0.00
21	3	S(ATL)	50	TEXAS	0	0	3	15	30	27	4	2				B12	0	MWC	0	3	0.00
22	3	W(PHX)	188	NC STATE	0	0	2	9	49	12	7	1				ACC	0	NEC	0	1	0.00
23	5	S(ATL)	16	ILLINOIS	0	0	1	5	32	33	8	2				B10	0	OVC	0	1	0.00
24	11	M(STL)	57	UTAH	0	0	1	1	2	24	51	0				MWC	1	P10	1	3	0.33
25	8	M(STL)	142	WASHINGTON	0	0	1	0	4	46	28	0				P10	0	PAT	0	1	0.00
26	10	S(ATL)	22	LOUISVILLE	0	0	1	0	4	26	48	0				USA	7	SEC	7	6	1.17
27	7	M(STL)	28	MICHIGAN ST	0	0	0	3	7	48	21	0				B10	0	SOU	0	1	0.00
28	11	W(PHX)	143	WE MICHIGAN	0	0	0	1	11	23	44	0					0	SL	0	1	0.00
29	6	M(STL)	66	BOSTON COL	0	0	0	1	2	48	28	1				BE	0	SWA	0	1	0.00
30	12	W(PHX)	6	BYU	0	0	0	1	2	9	67	0				MWC	0	SUN	0	1	0.00
31	11	S(ATL)	204	AIR FORCE	0	0	0	1	1	10	67	0				MWC	1	WCC	1	1	1.00
32	10	W(PHX)	163	DAYTON	0	0	0	1	0	35	43	0				A10	2	WAC	2	2	1.00
33	5	M(STL)	112	PROVIDENCE	0	0	0	0	14	45	20	0				BE	0				
34	8	E(ERU)	92	TEXAS TECH	0	0	0	0	9	40	30	1				B12	0				
35	12	E(ERU)	23	MANHATTAN	0	0	0	0	8	17	54	1				MAA	0				
36	6	W(PHX)	120	VANDERBILT	0	0	0	0	6	38	35	2				SEC	0				
37	7	E(ERU)	25	MEMPHIS	0	0	0	0	3	52	24	1				USA	0				
38	9	E(ERU)	7	CHARLOTTE	0	0	0	0	2	28	49	0				USA			63	65	
39	10	E(ERU)	115	S CAROLINA	0	0	0	0	1	23	55	0				SEC					
40	10	M(STL)	207	NEVADA	0	0	0	0	1	20	58	2				WAC					
41	13	S(ATL)	195	E TENN ST	0	0	0	0	1	9	69	0									
42	11	E(ERU)	134	RICHMOND	0	0	0	0	1	8	70	0				A10					
43	12	S(ATL)	33	MURRAY ST	0	0	0	0	1	7	71	0									
44	14	W(PHX)	168	LA LAFYTT	0	0	0	0	1	6	72	0									
45	13	W(PHX)	209	UTEP	0	0	0	0	1	2	76	0				WAC					
46	13	M(STL)	127	ILL CHICAGO	0	0	0	0	1	1	77	0									
47	14	M(STL)	208	NO IOWA	0	0	0	0	1	0	78	0				MVC					
48	8	W(PHX)	1	ALABAMA	0	0	0	0	0	45	34	3				SEC					
49	7	W(PHX)	164	DEPAUL	0	0	0	0	0	43	36	1				USA					
50	9	W(PHX)	44	SO ILLINOIS	0	0	0	0	0	34	45	0				MVC					
51	9	M(STL)	144	ALA BIRM	0	0	0	0	0	28	51	2				USA					
52	12	M(STL)	111	PACIFIC	0	0	0	0	0	20	59	1				BW					
53	8	S(ATL)	173	SETON HALL	0	0	0	0	0	11	68	1				BE					
54	14	S(ATL)	89	PRINCETON	0	0	0	0	0	4	75	0									
55	13	E(ERU)	94	VA COMMONW	0	0	0	0	0	2	77	0									
56	14	E(ERU)	70	CENTRAL FLA	0	0	0	0	0	1	78	0									
56	15	M(STL)	96	VALPARAISO	0	0	0	0	0	1	78	0									
58	15	W(PHX)	201	VERMONT	0	0	0	0	0	0	79	0									
58	16	W(PHX)	159	TEX SAN ANT	0	0	0	0	0	0	79	0									
58	15	S(ATL)	81	MONMOUTH	0	0	0	0	0	0	79	0									
58	16	S(ATL)	176	ALABAMA ST	0	0	0	0	0	0	79	0									
58	15	E(ERU)	205	EA WASH	0	0	0	0	0	0	79	0									
58	16	E(ERU)	206	LIBERTY	0	0	0	0	0	0	79	0									
58	16	M(STL)	150	FLORIDA A&M	0	0	0	0	0	0	79	0									



ID#	FIRST NAME	LAST NAME	LI	NICKNAME	PTS	PL	PPT	WT	CH-PK	1W	2W	3W	4W	5W	6W	TW	TL	WIN%	PT-PK	DIFF	NOTES	elim	CONF PICK	Win	NOTES
134	Brian	Zimmerman	Z (1)	Zippy	88	72	11	0.13	DUKE	23	8	3	1	0	0	35	28	55.6%	119	-26		2.5	ACC	13	
79	Troy	Boren	B (1)	Troy Soldiers 2	87	73	10	0.12	OK-ST	26	9	2	0	0	0	37	26	58.7%	145	0	Won tiebreaker	2.5	ACC	14	
102	Ann	Bernardo	B (1)	Annabelle	87	74	9	0.11	WASH	24	7	3	1	0	0	35	28	55.6%	125	-20		3.0	ACC	13	
46	Scott	Tamashiro	T (2)	Faith Manages	86	75	8	0.10	WAKE	21	6	3	1	1	0	32	31	50.8%	154	9		2.0	ACC	16	
47	Gareth	Maden	M (1)	Carseroni Rides Again	83	76	7	0.09	ILL	18	7	3	1	1	0	30	33	47.6%	121	-24		2.0	ACC	13	
131	Linh	Tamashiro	T (1)	PSW	81	77	6	0.07	WAKE	23	7	2	1	0	0	33	30	52.4%	150	5	Won tiebreaker	2.0	ACC	17	
71	Dan	Scheffer	S (1)	Creative	81	78	5	0.06	CONN	23	9	2	0	0	0	34	29	54.0%	185	40		3.0	BigEast	12	
82	Robinson	Castillo	C (3)	Rob's Addiction	80	79	4	0.05	WAKE	22	6	3	1	0	0	32	31	50.8%	100	-45		2.0	ACC	17	
75	Robinson	Castillo	C (1)	Team Samurai	76	80	3	0.04	OK-ST	17	8	3	1	0	0	29	34	46.0%	92	-53		2.5	ACC	13	
183	Shawn	Martinez	M (1)	NoMex	59	81	2	0.02	PENN	20	5	1	0	0	0	26	37	41.3%	135	-10		2.0	SEC	13	
181	Reginald	Keith	K (1)	ReggieK945	58	82	1	0.01	DUKE	20	6	0	0	0	0	26	37	41.3%	153	8		2.0	ACC	18	
0		3/13/2005	Ranked Seeds	SEEDINGS	112	25	58	0.71	ILL	24	8	3	2	2	0	39	24	61.9%	140	-5					



ID#	FIRST NAME	LAST NAME	LI	NICKNAME	PTS	PL	PPT	WT	CH-PK	1W	2W	3W	4W	5W	6W	TW	TL	WIN%	PT-PK	DIFF	NOTES
#	SEED	REGION	ID	TEAM	W6	W5	W4	W3	W2	W1	W0	R				Conf		Conf	Win	# Tm	Win/Team
1	1	M(CHI)	16	ILLINOIS	27	18	13	19	3	1	1	5				B10	1	AE	1	1	1.00
2	1	E(SYR)	34	N CAROLINA	19	17	16	21	6	2	1	6				ACC	0	A10	0	1	0.00
3	1	S(AUS)	72	DUKE	11	9	26	13	21	2	0	2				ACC	12	ACC	12	5	2.40
4	2	W(ALQ)	60	WAKE FOREST	8	10	29	19	16	0	0	1				ACC	0	AS	0	1	0.00
5	2	E(SYR)	54	U CONN	4	4	7	28	30	9	0	1				BE	6	B12	6	6	1.00
6	2	S(AUS)	20	KENTUCKY	3	4	7	28	37	3	0	3				SEC	7	BE	7	6	1.17
7	2	M(CHI)	38	OKLAHOMA ST	3	2	6	36	31	4	0	2				B12	0	SKY	0	1	0.00
8	1	W(ALQ)	142	WASHINGTON	2	3	4	18	35	20	0	2				P10	0	BS	0	1	0.00
9	4	S(AUS)	48	SYRACUSE	1	3	13	4	40	20	1	0				BE	12	B10	12	5	2.40
10	4	E(SYR)	13	FLORIDA	1	2	3	2	43	27	4	1				SEC	1	BW	1	2	0.50
11	3	E(SYR)	19	KANSAS	1	1	6	23	36	14	1	0				B12	0	CAA	0	1	0.00
12	3	S(AUS)	37	OKLAHOMA	1	1	3	29	32	14	2	1				B12	6	USA	6	4	1.50
13	13	M(CHI)	41	PENN	1	0	0	0	2	6	73	0					0	Ind	0	0	
14	3	M(CHI)	2	ARIZONA	0	3	7	19	37	12	4	3				P10	2	HOR	2	1	2.00
15	4	W(ALQ)	22	LOUISVILLE	0	2	11	21	16	30	2	4				USA	0	IVY	0	1	0.00
16	3	W(ALQ)	15	GONZAGA	0	2	8	6	47	18	1	1				WCC	0	MAA	0	1	0.00
17	4	M(CHI)	66	BOSTON COL	0	1	0	1	48	23	9	1				BE	0	MCC	0	1	0.00
18	5	W(ALQ)	74	GA TECH	0	0	2	12	17	40	11	1				ACC	0	MAC	0	1	0.00
19	9	W(ALQ)	189	PITTSBURGH	0	0	1	3	9	29	40	0				BE	0	MEA	0	1	0.00
20	10	E(SYR)	188	NC STATE	0	0	1	2	6	40	33	2				ACC	1	MVC	1	3	0.33
21	14	M(CHI)	140	UTAH ST	0	0	1	0	0	3	78	0				BW	2	MWC	2	2	1.00
22	6	E(SYR)	121	WISCONSIN	0	0	0	5	10	58	9	3				B10	0	NEC	0	1	0.00
23	6	M(CHI)	170	LSU	0	0	0	5	8	39	30	0				SEC	0	OVC	0	1	0.00
24	6	S(AUS)	57	UTAH	0	0	0	4	10	49	19	2				MWC	5	P10	5	4	1.25
25	5	M(CHI)	1	ALABAMA	0	0	0	2	25	34	21	0				SEC	1	PAT	1	1	1.00
26	8	W(ALQ)	111	PACIFIC	0	0	0	2	5	33	42	1				BW	5	SEC	5	5	1.00
27	5	S(AUS)	28	MICHIGAN ST	0	0	0	1	18	47	16	4				B10	0	SOU	0	1	0.00
28	8	E(SYR)	29	MINNESOTA	0	0	0	1	1	48	32	0				B10	0	SL	0	1	0.00
29	10	S(AUS)	77	IOWA	0	0	0	1	1	33	47	0				B10	0	SWA	0	1	0.00
30	11	S(AUS)	209	UTEP	0	0	0	1	1	17	63	0				WAC	0	SUN	0	1	0.00
31	8	S(AUS)	47	STANFORD	0	0	0	1	0	43	38	0				P10	1	WCC	1	2	0.50
32	12	W(ALQ)	75	GEO WASH	0	0	0	1	0	10	71	0					1	WAC	1	2	0.50
33	5	E(SYR)	58	VILLANOVA	0	0	0	0	24	32	26	2				BE	0				
34	6	W(ALQ)	92	TEXAS TECH	0	0	0	0	14	38	30	2				B12	0				
35	12	E(SYR)	84	NEW MEXICO	0	0	0	0	6	20	56	0				MWC	0				
36	11	W(ALQ)	56	UCLA	0	0	0	0	5	25	52	0				P10	0				
37	7	M(CHI)	44	SO ILLINOIS	0	0	0	0	4	42	36	1				MVC	0				
38	11	M(CHI)	144	ALA BIRM	0	0	0	0	2	28	52	1				USA			63	65	
39	12	M(CHI)	203	WIS MILW	0	0	0	0	2	19	61	2				HOR					
40	7	S(AUS)	9	CINCINNATI	0	0	0	0	1	46	35	1				USA					
41	8	M(CHI)	50	TEXAS	0	0	0	0	1	44	37	0				B12					
42	9	S(AUS)	31	MISSPPI ST	0	0	0	0	1	37	44	1				SEC					
43	12	S(AUS)	39	OLD DOM	0	0	0	0	1	15	66	0									
44	13	E(SYR)	215	OHIO	0	0	0	0	1	3	78	0									
45	13	S(AUS)	201	VERMONT	0	0	0	0	1	0	81	1				AE					
45	16	E(SYR)	214	OAKLAND	0	0	0	0	1	0	81	0									
45	16	M(CHI)	125	FDU TEANECK	0	0	0	0	1	0	81	0									
48	7	W(ALQ)	141	W VIRGINIA	0	0	0	0	0	52	30	3				BE					
49	9	M(CHI)	207	NEVADA	0	0	0	0	0	37	45	1				WAC					
50	10	M(CHI)	118	ST MARYS	0	0	0	0	0	36	46	0				WCC					
51	7	E(SYR)	7	CHARLOTTE	0	0	0	0	0	33	49	0				USA					
52	9	E(SYR)	18	IOWA STATE	0	0	0	0	0	32	50	1				B12					
53	10	W(ALQ)	148	CREIGHTON	0	0	0	0	0	30	52	0				MVC					
54	11	E(SYR)	208	NO IOWA	0	0	0	0	0	9	73	0				MVC					
55	14	S(AUS)	213	NIAGARA	0	0	0	0	0	2	80	0									
55	13	W(ALQ)	168	LA LAFYTTTE	0	0	0	0	0	2	80	0									
57	14	E(SYR)	210	BUCKNELL	0	0	0	0	0	1	81	1				PAT					
57	14	W(ALQ)	160	WINTHROP	0	0	0	0	0	1	81	0									
59	15	S(AUS)	212	EA KENTUCKY	0	0	0	0	0	0	82	0									
59	16	S(AUS)	211	DELEWARE ST	0	0	0	0	0	0	82	0									
59	15	E(SYR)	70	CENTRAL FLA	0	0	0	0	0	0	82	0									
59	15	W(ALQ)	8	CHATTANOOGA	0	0	0	0	0	0	82	0									
59	16	W(ALQ)	108	MONTANA	0	0	0	0	0	0	82	0									
59	15	M(CHI)	216	SEA LA	0	0	0	0	0	0	82	0									

ANNUAL: 12
YEAR: 2006
ENTRIES: 85
ACTUAL CHAMP: FLA
ACTUAL RUNNER-UP: UCLA
TOTAL PTS IN CHAMP: 130
TOTAL POT: \$ 850.00
1ST PLACE: Gators Never Choke \$ 415
2ND PLACE: Lorenzo Mata \$ 200
3RD PLACE: Jinx \$ 140
4TH PLACE: Agent 86 of Control \$ 95
BONUS (CONF WINS): (None Qualified) \$ -

CONF W <-Bonus
SEC 13
5
MODE: 140,142,143
67
MODE: BigEast with 14
9 Remain@4.0
20 Elim@2.0
3.04 23.5%

NOTES: 2nd time no one won Bonus
HIGH 25 12 6 2 1 1 42 37 66.7% 188 58
LOW 17 4 1 0 0 0 26 21 41.3% 85 0
-AVG - 21.7 9.3 3.7 0.6 0.2 0.0 35.4 27.6 56.1% 141.2 11.2
-TOT - 1841 790 311 49 14 1 3006 2349


Main pool record book table with columns: ID#, FIRST NAME, LAST NAME, LI, NICKNAME, PTS, PL, PPT, WT, CH-PK, 1W, 2W, 3W, 4W, 5W, 6W, TW, TL, WIN%, PT-PK, DIFF, NOTES, elim, CONF PICK, Win, NOTES.


ID#	FIRST NAME	LAST NAME	LI	NICKNAME	PTS	PL	PPT	WT	CH-PK	1W	2W	3W	4W	5W	6W	TW	TL	WIN%	PT-PK	DIFF	NOTES	elim	CONF PICK	Win	NOTES
138	Kevin	Johnson	J (1)	Richard Belding	81	72	14	0.16	DUKE	21	9	3	0	0	0	33	30	52.4%	129	-1		2.0	Big10	14	
131	Linh	Tamashiro	T (1)	PSW	80	73	13	0.15	CONN	20	8	4	0	0	0	32	31	50.8%	140	10		2.5	BigEast	17	
165	Deven	Kapoor	K (1)	Koberaj	79	74	12	0.14	UNC	20	9	3	0	0	0	32	31	50.8%	129	-1	Won 3-way tie	2.0	ACC, BigEast	14	
109	Marty	Golub	G (1)	Terminator	79	75	11	0.13	CONN	20	9	3	0	0	0	32	31	50.8%	135	5		2.0	Big10, Big12	12	
81	Robinson	Castillo	C (2)	Flip Fighters	79	76	10	0.12	DUKE	20	9	3	0	0	0	32	31	50.8%	115	-15		2.5	BigEast	14	
185	Steve	Norat	N (1)	The Rat Pack	77	77	9	0.11	CONN	23	9	1	0	0	0	33	30	52.4%	130	0		2.5	BigEast	17	
101	Darryn	Barber	B (1)	Big Luther	76	78	8	0.09	CONN	20	8	3	0	0	0	31	32	49.2%	142	12		2.0	Big10	15	
83	Dara	Chay	C (1)	Dara	74	79	7	0.08	DUKE	21	8	2	0	0	0	31	32	49.2%	143	13		2.0	Big10	18	
194	Ben	Idu	I (1)	Akuma	72	80	6	0.07	MEM	20	8	2	0	0	0	30	33	47.6%	128	-2		3.0	ACC, BigEast	13	
201	Sam	Pitak	P (1)	Spitakularr	71	81	5	0.06	DUKE	19	5	3	1	0	0	28	35	44.4%	146	16	Won tiebreaker	2.0	BigEast	14	
193	Jen	Cottrell	C (1)	Angry Hawaiian	71	82	4	0.05	UCLA	17	5	2	1	1	0	26	37	41.3%	163	33		2.0	BigEast	18	
182	Drew	Larner	L (1)	DL32	70	83	3	0.04	CONN	19	8	2	0	0	0	29	34	46.0%	154	24		2.0	BigEast	24	
203	Delisa	Selwitz	S (1)	Dterp	64	84	2	0.02	DUKE	24	4	1	0	0	0	29	34	46.0%	85	-45		2.0	ACC	13	
52	Rick	Freitas	F (1)	Fabio	62	85	1	0.01	CONN	18	6	2	0	0	0	26	37	41.3%	172	42		2.0	BigEast	17	
0	3/12/2005	Ranked Seeds		SEEDINGS	96	26	60	0.71	DUKE	23	10	5	0	0	0	38	25	60.3%	141	11					



ID#	FIRST NAME	LAST NAME	LI	NICKNAME	PTS	PL	PPT	WT	CH-PK	1W	2W	3W	4W	5W	6W	TW	TL	WIN%	PT-PK	DIFF	NOTES
#	SEED	REGION	ID	TEAM	W6	W5	W4	W3	W2	W1	W0	R				Conf		Conf	Win	# Tm	Win/Team
1	1	E(WDC)	54	U CONN	39	17	12	10	6	0	1	3				BE	0	AE	0	1	0.00
2	1	S(ATL)	72	DUKE	19	26	18	11	10	1	0	2				ACC	1	A10	1	2	0.50
3	2	W(OAK)	56	UCLA	9	2	21	19	29	5	0	5				P10	6	ACC	6	4	1.50
4	1	M(MIN)	58	VILLANOVA	4	5	24	17	25	10	0	3				BE	0	AS	0	1	0.00
5	3	E(WDC)	34	N CAROLINA	4	2	5	43	10	21	0	1				ACC	4	B12	4	4	1.00
6	3	W(OAK)	15	GONZAGA	2	6	5	16	40	12	4	2				WCC	11	BE	11	8	1.38
7	1	W(OAK)	25	MEMPHIS	2	5	11	22	38	7	0	3				USA	1	SKY	1	1	1.00
8	2	S(ATL)	50	TEXAS	2	2	6	35	29	9	2	3				B12	0	BS	0	1	0.00
9	4	M(MIN)	66	BOSTON COL	1	3	14	11	35	15	6	2				ACC	3	B10	3	6	0.50
10	3	M(MIN)	13	FLORIDA	1	2	11	25	34	9	3	6				SEC	0	BW	0	1	0.00
11	3	S(ATL)	77	IOWA	1	2	2	22	34	20	4	0				B10	4	CAA	4	2	2.00
12	4	E(WDC)	16	ILLINOIS	1	0	1	3	57	21	2	1				B10	3	USA	3	2	1.50
13	2	M(MIN)	155	OHIO STATE	0	5	12	21	31	15	1	1				B10	0	Ind	0	0	
14	4	W(OAK)	19	KANSAS	0	5	10	16	20	31	3	0				B12	1	HOR	1	1	1.00
15	5	W(OAK)	189	PITTSBURGH	0	1	5	5	23	46	5	1				BE	0	IVY	0	1	0.00
16	4	S(ATL)	170	LSU	0	1	2	5	39	28	10	4				SEC	0	MAA	0	1	0.00
17	10	E(WDC)	173	SETON HALL	0	1	0	1	6	34	43	0				BE	0	MCC	0	1	0.00
18	2	E(WDC)	138	TENNESSEE	0	0	2	13	53	11	6	1				SEC	0	MAC	0	1	0.00
19	6	S(ATL)	141	W VIRGINIA	0	0	2	6	11	34	32	2				BE	0	MEA	0	1	0.00
20	8	M(MIN)	2	ARIZONA	0	0	2	2	4	37	40	1				P10	4	MVC	4	4	1.00
21	7	M(MIN)	14	GEORGETOWN	0	0	1	5	9	49	21	2				BE	0	MWC	0	2	0.00
22	5	S(ATL)	48	SYRACUSE	0	0	1	2	29	29	24	0				BE	0	NEC	0	1	0.00
23	7	S(ATL)	68	CALIFORNIA	0	0	1	2	4	41	37	0				P10	0	OVC	0	1	0.00
24	5	E(WDC)	142	WASHINGTON	0	0	1	0	19	42	23	2				P10	8	P10	8	4	2.00
25	7	W(OAK)	79	MARQUETTE	0	0	1	0	2	52	30	0				BE	1	PAT	1	1	1.00
26	6	E(WDC)	28	MICHIGAN ST	0	0	0	14	7	59	5	0				B10	13	SEC	13	6	2.17
27	6	W(OAK)	17	INDIANA	0	0	0	3	7	35	40	1				B10	1	SOU	1	1	1.00
28	8	W(OAK)	4	ARKANSAS	0	0	0	2	1	42	40	0				SEC	0	SL	0	1	0.00
29	5	M(MIN)	207	NEVADA	0	0	0	1	17	60	7	0				WAC	0	SWA	0	1	0.00
30	6	M(MIN)	37	OKLAHOMA	0	0	0	1	6	42	36	0				B12	0	SUN	0	1	0.00
31	11	S(ATL)	44	SO ILLINOIS	0	0	0	1	4	27	53	0				MVC	2	WCC	2	1	2.00
32	9	W(OAK)	210	BUCKNELL	0	0	0	1	3	36	45	1				PAT	0	WAC	0	2	0.00
33	9	M(MIN)	121	WISCONSIN	0	0	0	1	1	38	45	0				B10	0				
34	10	W(OAK)	1	ALABAMA	0	0	0	1	1	28	55	1				SEC	0				
35	8	E(WDC)	20	KENTUCKY	0	0	0	1	0	51	33	1				SEC	0				
36	10	M(MIN)	208	NO IOWA	0	0	0	1	0	20	64	0				MVC	0				
37	15	S(ATL)	41	PENN	0	0	0	1	0	1	83	0					0				
38	7	E(WDC)	222	WICHITA ST	0	0	0	0	8	35	42	2				MVC			63	65	
39	11	W(OAK)	190	SN DIEGO ST	0	0	0	0	6	34	45	0				MWC					
40	11	M(MIN)	203	WIS MILW	0	0	0	0	4	32	49	1				HOR					
41	12	S(ATL)	221	TEXAS A&M	0	0	0	0	4	20	61	1				B12					
42	10	S(ATL)	188	NC STATE	0	0	0	0	3	34	48	1				ACC					
43	13	M(MIN)	111	PACIFIC	0	0	0	0	3	3	79	0									
44	12	E(WDC)	140	UTAH ST	0	0	0	0	2	21	62	0				WAC					
45	13	S(ATL)	128	IONA	0	0	0	0	2	8	75	0									
45	8	S(ATL)	75	GEO WASH	0	0	0	0	1	55	29	1				A10					
45	15	E(WDC)	160	WINTHROP	0	0	0	0	1	5	79	0									
48	14	M(MIN)	114	S ALABAMA	0	0	0	0	1	2	82	0									
49	13	E(WDC)	204	AIR FORCE	0	0	0	0	1	1	83	0				MWC					
50	9	E(WDC)	144	ALA BIRM	0	0	0	0	0	33	52	0				USA					
51	9	S(ATL)	175	UNC WLMGTN	0	0	0	0	0	29	56	0				CAA					
52	12	M(MIN)	108	MONTANA	0	0	0	0	0	7	78	1				SKY					
53	11	E(WDC)	151	GEO MASON	0	0	0	0	0	5	80	4				CAA					
53	12	W(OAK)	152	KENT ST	0	0	0	0	0	5	80	0									
55	14	W(OAK)	64	XAVIER	0	0	0	0	0	4	81	0				A10					
55	14	S(ATL)	184	NW STATE	0	0	0	0	0	4	81	1				SOU					
57	13	W(OAK)	67	BRADLEY	0	0	0	0	0	3	82	2				MVC					
58	15	M(MIN)	122	DAVIDSON	0	0	0	0	0	1	84	0									
58	16	E(WDC)	217	ALBANY	0	0	0	0	0	1	84	0				AE					
60	16	M(MIN)	81	MONMOUTH	0	0	0	0	0	0	85	0									
60	14	E(WDC)	33	MURRAY ST	0	0	0	0	0	0	85	0									
60	15	W(OAK)	218	BELMONT	0	0	0	0	0	0	85	0									
60	16	W(OAK)	219	ORAL ROB	0	0	0	0	0	0	85	0									
60	16	S(ATL)	220	SOUTHERN U	0	0	0	0	0	0	85	0									

records





RANKINGS

HWCi NCAA POOL: ALL-TIME RANKINGS

- Never in pool
Dropped from standings
Did not play this year
First time ranking
Won money this year
Played this year, but not ranked

Summary table for HWCi NCAA Pool All-Time Rankings with columns for Year (YR), Minimum (MIN), Cumulative (CUM), Total (TOT), Return (RET), New (NEW), and Drop (DROP) across 12 years.

Here is the official player ranking after the 2006 pool. Placement is determined by Weighted Average (WT-AVG) from 0 to 1 which weighs your placement vs. everyone in the pool that year. So a 5th place finish among 80 entries is much more impressive than a 5th place finish among 12 entries.

OFFICIAL RANK BY WEIGHTED POWER PTS

Main ranking table with columns: #, YEAR, ID#, FIRST NAME, LAST NAME, LI, FIRST NICKNAME, Y Years, P Ranked, '95-'06, WT-AVG, WT-AVG +/-, WT-AVG %, vs LAST YR, OVERALL, # 1st, # Top 3, Avg Rank, WT Rank.

PREVIOUS RANKED ENTRIES

Table listing previous ranked entries with columns: #, YEAR, ID#, FIRST NAME, LAST NAME, LI, FIRST NICKNAME, Y Years, P Ranked, '95-'06, WT-AVG, WT-AVG +/-, WT-AVG %, vs LAST YR, OVERALL, # 1st, # Top 3, Avg Rank, WT Rank.

HWCi NCAA POOL: ALL-TIME RANKINGS

2006 5

YEAR	ID#	FIRST NAME	LAST NAME	LI	FIRST NICKNAME	YR	ENT	PTS	PL	PPT	WT	1W	2W	3W	4W	5W	6W	TW	TL	WIN%	PL-AV	PPT-AV	WT-AV	TRAIL	PREV	
1	2000	67	Bing	Feng	F (1)	Bingo41	6	6	695	93	312	4.74	151	55	22	14	4	2	248	130	65.6%	15.50	52.00	0.790	-	-
2	1995	4	Scott	Tamashiro	T (1)	The Fabone	12	12	1374	163	450	9.01	287	112	56	22	9	3	489	267	64.7%	13.58	37.50	0.751	39	39
3	1999	50	Bob	Goldberg	G (1)	Bob Bruins	8	8	854	178	350	5.24	196	72	34	11	4	1	318	186	63.1%	22.25	43.75	0.654	136	96
4	2002	134	Brian	Zimmerman	Z (1)	Zippy	5	5	524	145	249	3.27	124	46	20	7	2	0	199	116	63.2%	29.00	49.80	0.654	137	1
5	2002	110	Jeff	Han	H (1)	Random Picks	5	5	548	143	251	3.14	123	50	15	8	4	1	201	114	63.8%	28.60	50.20	0.628	162	25
6	1995	1	Fernando	Bustamante	B (1)	Bix Pix	11	11	1178	231	299	6.90	254	102	41	18	7	3	425	268	61.3%	21.00	27.18	0.627	163	1
7	2002	102	Ann	Bernardo	B (1)	Little Ann	5	5	519	155	239	3.11	121	45	23	5	1	1	196	119	62.2%	31.00	47.80	0.622	168	5
8	1995	3	David	Feng	F (1)	The Mighty Mobelfakta	12	12	1317	222	391	7.33	274	111	47	18	10	5	465	291	61.5%	18.50	32.58	0.611	179	12
9	1996	16	Mike	Bernardo	B (1)	Bernie	11	11	1155	240	360	6.68	247	97	48	19	5	2	418	275	60.3%	21.82	32.73	0.608	183	3
10	1999	56	Cliff	Tamashiro	T (1)	Mino	8	8	837	203	325	4.86	186	71	37	10	4	1	309	195	61.3%	25.38	40.63	0.607	183	0
11	1999	46	Scott	Tamashiro	T (2)	Free Fabone	6	6	640	179	205	3.61	136	52	22	10	5	2	227	151	60.1%	29.83	34.17	0.602	188	5
12	1995	10	Andy	Fan	F (1)	Andy's Crap	10	10	1087	219	342	5.95	221	93	41	15	8	4	382	248	60.6%	21.90	34.20	0.595	195	7
13	1996	13	Jason	Selander	S (1)	Jaybian	6	6	647	109	97	3.46	143	53	26	7	4	2	235	143	62.2%	18.17	16.17	0.577	213	18
14	1998	41	Jon	Kelly	K (1)	Lucky From SF	5	5	524	96	170	2.89	118	42	21	7	3	1	192	123	61.0%	19.20	34.00	0.577	213	0
15	1999	49	Rob	Colosia	C (1)	Luis Enrique's Armada	6	6	632	163	198	3.45	136	52	19	10	4	3	224	154	59.3%	27.17	33.00	0.575	215	2
16	2001	81	Robinson	Castillo	C (2)	Benz, No CD	6	6	640	196	258	3.45	142	54	22	7	5	2	232	146	61.4%	32.67	43.00	0.574	216	0
17	2002	114	Keith	Johnson	J (1)	Pac10 Sucks	5	5	513	166	228	2.85	123	45	12	6	3	2	191	124	60.6%	33.20	45.60	0.571	220	4
18	2001	96	Paul	Nguyen	N (1)	Panman	5	5	527	160	208	2.77	117	45	19	7	2	2	192	123	61.0%	32.00	41.60	0.555	235	16
19	1995	5	Alvin	Kim	K (1)	Bad Ass	8	8	870	141	159	4.43	185	74	34	13	5	2	313	191	62.1%	17.63	19.88	0.554	236	1
20	2001	95	Nikki	Nguyen	N (1)	BlueStars1996	6	6	626	208	246	3.32	146	56	23	9	1	1	236	142	62.4%	34.67	41.00	0.554	237	0
21	1995	6	Man	Vu	V (1)	Lil' Saigon	11	11	1167	255	335	5.95	251	107	47	16	6	1	428	265	61.8%	23.18	30.45	0.541	249	13
22	2001	78	Kimberly	Boren	B (1)	Kim	6	6	623	224	230	3.15	134	53	28	8	3	1	227	151	60.1%	37.33	38.33	0.525	265	16
23	2002	103	Troy	Boren	B (2)	Ybbat	5	5	499	194	200	2.58	110	41	20	10	2	0	183	132	58.1%	38.80	40.00	0.516	275	10
24	1999	52	Rick	Freitas	F (1)	Knievelkid	5	5	516	173	177	2.56	109	44	18	7	5	1	184	131	58.4%	34.60	35.40	0.513	278	3
25	2000	71	Dan	Scheffer	S (1)	Slinky Dude	7	7	694	250	241	3.56	161	62	22	7	4	2	258	183	58.5%	35.71	34.43	0.509	281	3
26	2000	72	John	Casey	C (1)	Jinxie	7	7	699	249	242	3.51	163	61	28	9	3	0	264	177	59.9%	35.57	34.57	0.501	289	8
27	2002	101	Darryn	Barber	B (1)	Big Luther	5	5	501	213	181	2.47	118	43	16	8	3	0	188	127	59.7%	42.60	36.20	0.494	296	7
28	1995	8	Brian	Selander	S (1)	Liver Boy	11	11	1144	293	256	5.34	265	98	43	16	5	1	428	265	61.8%	26.64	23.27	0.486	305	9
29	2002	133	Roy	Wakimura	W (1)	Wantabe	5	5	506	200	194	2.41	121	44	17	6	2	1	191	124	60.6%	40.00	38.80	0.481	309	4
30	1995	7	Jay	Santiago	S (1)	God's Picks	10	10	1038	230	239	4.79	232	88	38	15	7	1	381	249	60.5%	23.00	23.90	0.479	312	2
31	1999	47	Gareth	Maden	M (1)	Carseroni	8	8	783	329	199	3.82	170	65	28	12	5	2	282	222	56.0%	41.13	24.88	0.478	313	1
32	2002	123	Nelson	Palencia	P (1)	Source	5	5	489	215	179	2.31	110	39	19	8	2	1	179	136	56.8%	43.00	35.80	0.462	329	16
33	2000	75	Robinson	Castillo	C (1)	Derek Fisher Wannabe	7	7	684	260	231	3.18	158	62	21	9	4	1	255	186	57.8%	37.14	33.00	0.454	337	8
34	1999	55	Byron	Wakumoto	W (1)	O	7	7	679	249	199	3.06	159	59	25	8	3	1	255	186	57.8%	35.57	28.43	0.438	353	16
35	2000	68	Chris	Frost	F (1)	Red	5	5	482	201	124	2.12	112	38	17	8	2	1	178	137	56.5%	40.20	24.80	0.423	367	14
36	1995	12	Dennis	Kim	K (1)	LoserDidn't Pick UCLA	8	8	811	173	189	3.35	187	69	25	13	5	1	300	204	59.5%	21.63	23.63	0.419	372	5
37	2001	83	Dara	Chay	C (1)	Dara	6	6	580	271	183	2.45	139	52	20	7	3	0	221	157	58.5%	45.17	30.50	0.408	382	10
38	1995	9	Mark	Catley	C (1)	Tina's Boy	9	9	918	229	135	3.65	207	78	40	11	4	1	341	226	60.1%	25.44	15.00	0.405	385	3
39	1998	42	Sam	Nishi	N (1)	Preki the Bomb	9	9	874	326	231	3.60	200	68	34	13	4	2	321	246	56.6%	36.22	25.67	0.400	390	5
40	2001	82	Robinson	Castillo	C (3)	He Hate Me Too	6	6	572	282	172	2.31	133	54	24	8	0	0	219	159	57.9%	47.00	28.67	0.385	406	15
41	2002	131	Linh	Tamashiro	T (1)	PSW	5	5	456	265	129	1.75	111	46	16	2	1	1	177	138	56.2%	53.00	25.80	0.351	439	34
42	2002	111	Dan	Henderson	H (1)	Hendo	5	5	432	270	124	1.63	110	38	15	5	1	0	169	146	53.7%	54.00	24.80	0.326	464	25
43	2000	73	Ken	Berry	B (1)	Caligator	7	7	633	334	157	2.16	156	55	21	6	3	1	242	199	54.9%	47.71	22.43	0.309	481	17
44	2002	109	Marty	Golub	G (1)	Terminator	5	5	459	275	119	1.54	107	43	19	4	2	0	175	140	55.6%	55.00	23.80	0.308	482	1
45	2001	79	Troy	Boren	B (1)	Tabby	6	6	538	338	116	1.67	130	52	19	5	2	0	208	170	55.0%	56.33	19.33	0.278	513	30
46	2001	97	Vi	Nguyen	N (1)	Pineapple Princess	6	6	529	349	105	1.32	123	53	23	4	1	0	204	174	54.0%	58.17	17.50	0.220	570	57



HWCI NCAA POOL: ALL-TIME RANKINGS

2005 5

YEAR	ID#	FIRST NAME	LAST NAME	LI	FIRST NICKNAME	YR	ENT	PTS	PL	PPT	WT	1W	2W	3W	4W	5W	6W	TW	TL	WIN%	PL-AV	PPT-AV	WT-AV	TRAIL	PREV	
1	2000	67	Bing	Feng	F (1)	Bingo41	6	6	695	93	312	4.74	151	55	22	14	4	2	248	130	65.6%	15.50	52.00	0.790	-	-
2	1995	4	Scott	Tamashiro	T (1)	The Fabone	11	11	1278	137	390	8.30	263	102	53	21	9	3	451	242	65.1%	12.45	35.45	0.755	35	35
3	2001	81	Robinson	Castillo	C (2)	Benz, No CD	5	5	561	120	248	3.33	122	45	19	7	5	2	200	115	63.5%	24.00	49.60	0.666	124	89
4	1999	46	Scott	Tamashiro	T (2)	Free Fabone	5	5	551	130	168	3.18	112	41	20	10	5	2	190	125	60.3%	26.00	33.60	0.636	154	30
5	1999	50	Bob	Goldberg	G (1)	Bob Bruins	7	7	752	165	277	4.38	172	62	28	11	4	1	278	163	63.0%	23.57	39.57	0.625	165	11
6	1996	16	Mike	Bernardo	B (1)	Bernie	10	10	1063	201	313	6.13	224	87	44	19	5	2	381	249	60.5%	20.10	31.30	0.613	177	12
7	1995	1	Fernando	Bustamante	B (1)	Bix Pix	10	10	1073	221	223	6.01	231	91	38	17	6	3	386	244	61.3%	22.10	22.30	0.601	190	12
8	1995	10	Andy	Fan	F (1)	Andy's Crap	9	9	992	187	288	5.32	201	82	37	14	8	4	346	221	61.0%	20.78	32.00	0.591	200	10
9	1995	3	David	Feng	F (1)	The Mighty Mobelfakta	11	11	1211	214	313	6.41	252	99	42	17	10	5	425	268	61.3%	19.45	28.45	0.583	207	8
10	1996	13	Jason	Selander	S (1)	Jaybian	6	6	647	109	97	3.46	143	53	26	7	4	2	235	143	62.2%	18.17	16.17	0.577	213	6
11	1998	41	Jon	Kelly	K (1)	Lucky From SF	5	5	524	96	170	2.89	118	42	21	7	3	1	192	123	61.0%	19.20	34.00	0.577	213	0
12	1999	49	Rob	Colosia	C (1)	Luis Enrique's Armada	6	6	632	163	198	3.45	136	52	19	10	4	3	224	154	59.3%	27.17	33.00	0.575	215	2
13	2001	96	Paul	Nguyen	N (1)	Panman	5	5	527	160	208	2.77	117	45	19	7	2	2	192	123	61.0%	32.00	41.60	0.555	235	20
14	1995	5	Alvin	Kim	K (1)	Bad Ass	8	8	870	141	159	4.43	185	74	34	13	5	2	313	191	62.1%	17.63	19.88	0.554	236	1
15	2001	78	Kimberly	Boren	B (1)	Kim	5	5	535	173	195	2.74	112	45	23	8	3	1	192	123	61.0%	34.60	39.00	0.548	243	6
16	1999	56	Cliff	Tamashiro	T (1)	Mino	7	7	726	206	236	3.78	162	62	31	8	4	1	268	173	60.8%	29.43	33.71	0.540	250	8
17	1999	47	Gareth	Maden	M (1)	Carseroni	7	7	701	259	183	3.63	149	57	24	12	5	2	249	192	56.5%	37.00	26.14	0.519	271	21
18	2001	95	Nikki	Nguyen	N (1)	BlueStars1996	5	5	528	184	184	2.59	123	46	19	8	1	1	198	117	62.9%	36.80	36.80	0.519	272	0
19	1995	6	Man	Vu	V (1)	Lil' Saigon	10	10	1067	235	269	5.18	228	99	43	15	5	1	391	239	62.1%	23.50	26.90	0.518	273	1
20	1995	8	Brian	Selander	S (1)	Liver Boy	10	10	1055	247	216	4.87	242	89	39	16	5	1	392	238	62.2%	24.70	21.60	0.487	303	30
21	2000	71	Dan	Scheffer	S (1)	Slinky Dude	6	6	599	220	185	2.91	141	51	18	6	4	2	222	156	58.7%	36.67	30.83	0.484	306	3
22	2001	83	Dara	Chay	C (1)	Dara	5	5	506	192	176	2.37	118	44	18	7	3	0	190	125	60.3%	38.40	35.20	0.474	317	11
23	2000	75	Robinson	Castillo	C (1)	Derek Fisher Wannabe	6	6	593	219	186	2.65	135	51	18	9	4	1	218	160	57.7%	36.50	31.00	0.441	349	33
24	1995	7	Jay	Santiago	S (1)	God's Picks	9	9	935	218	165	3.92	209	79	34	14	6	1	343	224	60.5%	24.22	18.33	0.435	355	6
25	1998	42	Sam	Nishi	N (1)	Preki the Bomb	8	8	792	255	216	3.43	177	60	31	13	4	2	287	217	56.9%	31.88	27.00	0.428	362	7
26	1999	55	Byron	Wakumoto	W (1)	O	6	6	588	207	155	2.55	138	50	21	7	3	1	220	158	58.2%	34.50	25.83	0.424	366	4
27	2000	68	Chris	Frost	F (1)	Red	5	5	482	201	124	2.12	112	38	17	8	2	1	178	137	56.5%	40.20	24.80	0.423	367	1
28	2000	72	John	Casey	C (1)	Jinxie	6	6	589	246	159	2.53	142	49	23	7	3	0	224	154	59.3%	41.00	26.50	0.422	368	1
29	1995	12	Dennis	Kim	K (1)	LoserDidn't Pick UCLA	8	8	811	173	189	3.35	187	69	25	13	5	1	300	204	59.5%	21.63	23.63	0.419	372	4
30	1995	9	Mark	Catley	C (1)	Tina's Boy	9	9	918	229	135	3.65	207	78	40	11	4	1	341	226	60.1%	25.44	15.00	0.405	385	14
31	2001	82	Robinson	Castillo	C (3)	He Hate Me Too	5	5	473	261	107	1.54	111	45	20	6	0	0	182	133	57.8%	52.20	21.40	0.309	482	96
32	2001	79	Troy	Boren	B (1)	Tabby	5	5	450	285	83	1.28	112	42	15	4	2	0	175	140	55.6%	57.00	16.60	0.256	535	53
33	2000	73	Ken	Berry	B (1)	Calligator	6	6	513	333	72	1.16	132	47	17	4	2	0	202	176	53.4%	55.50	12.00	0.194	597	62
34	2001	97	Vi	Nguyen	N (1)	Pineapple Princess	5	5	441	299	69	0.90	106	45	19	3	0	0	173	142	54.9%	59.80	13.80	0.180	611	14




HWCi NCAA POOL: ALL-TIME RANKINGS

1995 1

YEAR	ID#	FIRST NAME	LAST NAME	LI	FIRST NICKNAME
1995	1	Fernando	Bustamante	B (1)	Bix Pix
1995	2	Nelson	Bayla	B (1)	Mr. Nelson
1995	3	David	Feng	F (1)	The Mighty Mobelfakta
1995	4	Scott	Tamashiro	T (1)	The Fabone
1995	5	Alvin	Kim	K (1)	Bad Ass
1995	6	Man	Vu	V (1)	Lil' Saigon
1995	7	Jay	Santiago	S (1)	God's Picks
1995	8	Brian	Selander	S (1)	Liver Boy
1995	9	Mark	Catley	C (1)	Tina's Boy
1995	10	Andy	Fan	F (1)	Andy's Crap
1995	11	Jennifer	De La Rosa	D (1)	Traitor Jen
1995	12	Dennis	Kim	K (1)	LoserDidn't Pick UCLA

YR	ENT	PTS	PL	PPT	WT	1W	2W	3W	4W	5W	6W	TW	TL	WIN%	PL-AV	PPT-AV	WT-AV	TRAIL	PREV
1	1	148	1	12	1.00	25	12	4	3	2	1	47	16	74.6%	1.00	12.00	1.000	-	-
1	1	146	2	11	0.92	22	12	5	3	2	1	45	18	71.4%	2.00	11.00	0.917	83	83
1	1	141	3	10	0.83	25	11	5	3	1	1	46	17	73.0%	3.00	10.00	0.833	167	83
1	1	138	4	9	0.75	26	10	6	2	1	1	46	17	73.0%	4.00	9.00	0.750	250	83
1	1	135	5	8	0.67	23	11	6	2	1	1	44	19	69.8%	5.00	8.00	0.667	333	83
1	1	133	6	7	0.58	21	13	5	2	1	1	43	20	68.3%	6.00	7.00	0.583	417	83
1	1	131	7	6	0.50	25	11	4	2	1	1	44	19	69.8%	7.00	6.00	0.500	500	83
1	1	130	8	5	0.42	25	8	6	2	1	1	43	20	68.3%	8.00	5.00	0.417	583	83
1	1	130	8	5	0.42	22	10	4	2	2	1	41	22	65.1%	8.00	5.00	0.417	583	0
1	1	126	10	3	0.25	24	10	4	2	1	1	42	21	66.7%	10.00	3.00	0.250	750	167
1	1	111	11	2	0.17	23	11	5	2	0	0	41	22	65.1%	11.00	2.00	0.167	833	83
1	1	98	12	1	0.08	22	14	3	0	0	0	39	24	61.9%	12.00	1.00	0.083	917	83





THE LAST THREE YEARS

HWCI NCAA POOL - The Last 3 Years

2002-2004		Qualify => 3			(361)	(204)	(80)	(31)	(15)	(7)	(2)	(2)	(131)	(92)	(0.69)	(63.33)	(0.921)																						
					(241)	(35)	(62)	(22)	(7)	(1)	0	0	(97)	(58)	(0.51)	(7.00)	(0.160)																						
YEAR	ID#	FIRST NAME	LAST NAME	LI	FIRST NICKNAME	PTS	PPT	1W	2W	3W	4W	5W	6W	TW	TL	WIN%	PL-AV	WT-AV	Rk	'03 Rk	+/	'95-97	'96-98	'97-99	'98-00	'99-01	'00-02	'01-03	'02-04										
0	BY	SEEDS	X (0)	SEEDINGS	318	144	77	28	14	4	0	0	123	66	65.1%	27.00	0.644	10	5	-5	3	3	4	3	6	4	5	10											
2000	67	Bing	Feng	F (1)	Bingo41	361	204	79	31	12	7	1	1	131	58	69.3%	7.00	0.921	1	1	0																		
2001	96	Paul	Nguyen	N (1)	Panman	342	181	75	28	11	4	2	2	122	67	64.6%	14.67	0.796	2	8	+6																		
2002	134	Brian	Zimmerman	Z (1)	Zippy	340	177	78	30	14	5	1	0	128	61	67.7%	16.00	0.805	3	-																			
1995	4	Scott	Tamashiro	T (1)	The Fabone	350	173	72	30	15	6	1	1	125	64	66.1%	17.33	0.783	4	2	-2	3	1	2	1	3	1	2	4										
2002	102	Ann	Bernardo	B (1)	Little Ann	334	166	75	28	14	4	1	1	123	66	65.1%	19.67	0.750	5	-																			
2002	110	Jeff	Han	H (1)	Random Picks	351	164	80	31	10	5	2	1	129	60	68.3%	20.33	0.697	6	-																			
2002	101	Darryn	Barber	B (1)	Big Luther	333	153	75	27	11	7	2	0	122	67	64.6%	24.00	0.711	7	-																			
2001	81	Robinson	Castillo	C (2)	Benz, No CD	324	152	75	26	11	4	2	1	119	70	63.0%	24.33	0.697	8	12	+4																		
2002	125	Van	Phung	P (1)	Pinkocean	319	147	75	29	14	3	1	0	122	67	64.6%	26.00	0.652	9	-																			
1995	10	Andy	Fan	F (1)	Andy's Crap	320	143	68	26	14	5	1	1	115	74	60.8%	27.33	0.618	10	9	-1																		
2002	103	Troy	Boren	B (2)	Ybbat	318	143	69	26	11	7	2	0	115	74	60.8%	27.33	0.631	10	-																			
1996	16	Mike	Bernardo	B (1)	Bernie	311	133	65	29	13	7	0	0	114	75	60.3%	30.67	0.608	12	4	-8																		
1999	50	Bob	Goldberg	G (1)	Bob Bruins	314	132	76	30	12	4	0	0	122	67	64.6%	31.00	0.615	13	7	-6																		
1995	6	Man	Vu	V (1)	Lil' Saigon	314	131	74	30	11	4	1	0	120	69	63.5%	31.33	0.588	14	5	-9																		
2002	114	Keith	Johnson	J (1)	Pac10 Sucks	314	129	75	26	7	3	2	2	115	74	60.8%	32.00	0.555	15	-																			
2002	130	Cliff	Tamashiro	T (2)	CMT Two	309	126	66	27	13	4	1	1	112	77	59.3%	33.00	0.546	16	-																			
2000	75	Robinson	Castillo	C (1)	Derek Fisher Wannabe	296	121	67	28	8	5	2	0	110	79	58.2%	34.67	0.509	17	10	-7																		
1998	42	Sam	Nishi	N (1)	Preki the Bomb	305	120	66	23	12	6	1	1	109	80	57.7%	35.00	0.507	18	21	+3																		
2000	71	Dan	Scheffer	S (1)	Slinky Dude	303	117	70	27	9	3	2	1	112	77	59.3%	36.00	0.527	19	3	-16																		
1995	3	David	Feng	F (1)	The Mighty Mobelfakta	311	116	69	27	10	4	2	1	113	76	59.8%	36.33	0.509	20	16	-4	5	9	8	3	4	10	16	20										
1999	56	Cliff	Tamashiro	T (1)	Mino	302	111	70	26	13	4	1	0	114	75	60.3%	38.00	0.491	21	19	-2																		
2002	131	Linh	Tamashiro	T (1)	PSW	295	110	68	31	10	1	1	1	112	77	59.3%	38.33	0.509	22	-																			
1995	1	Fernando	Bustamante	B (1)	Bix Pix	294	109	66	24	10	5	1	1	107	82	56.6%	38.67	0.523	23	20	-3	1	2	1	4	14	27	20	23										
2002	123	Nelson	Palencia	P (1)	Source	302	107	68	24	11	5	1	1	110	79	58.2%	39.33	0.481	24	-																			
2001	95	Nikki	Nguyen	N (1)	BlueStars1996	295	96	79	25	11	3	0	0	118	71	62.4%	43.00	0.419	25	13	-12																		
2001	83	Dara	Chay	C (1)	Dara	285	86	77	27	8	3	0	0	115	74	60.8%	46.33	0.393	26	25	-1																		
2001	78	Kimberly	Boren	B (1)	Kim	286	82	69	24	13	4	0	0	110	79	58.2%	47.67	0.368	27	13	-14																		
2000	72	John	Casey	C (1)	Jinxie	284	81	71	24	13	3	0	0	111	78	58.7%	48.00	0.385	28	15	-13																		
2001	82	Robinson	Castillo	C (3)	He Hate Me Too	283	72	68	27	12	3	0	0	110	79	58.2%	51.00	0.323	29	17	-12																		
2002	133	Roy	Wakimura	W (1)	Wantabe	284	72	71	24	11	3	1	0	110	79	58.2%	51.00	0.312	29	-																			
2002	109	Marty	Golub	G (1)	Terminator	279	67	66	25	13	2	1	0	107	82	56.6%	52.67	0.304	31	-																			
2002	111	Dan	Henderson	H (1)	Hendo	246	65	66	22	9	2	0	0	99	90	52.4%	53.33	0.306	32	-																			
1999	47	Gareth	Maden	M (1)	Carseroni	266	63	62	24	10	5	0	0	101	88	53.4%	54.00	0.317	33	11	-22																		
2001	97	Vi	Nguyen	N (1)	Pineapple Princess	268	45	64	28	11	2	0	0	105	84	55.6%	60.00	0.197	34	28	-6																		
2001	79	Troy	Boren	B (1)	Tabby	247	36	67	23	8	2	0	0	100	89	52.9%	63.00	0.176	35	23	-12																		
2000	73	Ken	Berry	B (1)	Caligator	241	35	65	23	7	1	1	0	97	92	51.3%	63.33	0.160	36	30	-6																		

HWC I NCAA POOL - The Last 3 Years

2001-2003		Qualify => 3		(377)	(187)	(74)	(31)	(17)	(8)	(3)	(2)	(128)	(94)	(0.68)	(60.33)	(0.931)												
				(241)	(24)	(59)	(22)	(7)	(1)	0	0	(95)	(61)	(0.50)	(6.00)	(0.115)												
YEAR	ID#	FIRST NAME	LAST NAME	LI	FIRST NICKNAME	PTS	PPT	1W	2W	3W	4W	5W	6W	TW	TL	WIN%	PL-AV	WT-AV	Rk	'02 Rk	+/-	'95-97	'96-98	'97-99	'98-00	'99-01	'00-02	'01-03
	0	BY	SEEDS	X (0)	SEEDINGS	333	140	68	29	15	5	1	1	119	70	63.0%	21.67	0.686	5	4	-1	3	3	4	3	6	4	5
2000	67	Bing	Feng	F (1)	Bingo41	377	187	72	31	13	8	2	2	128	61	67.7%	6.00	0.931	1	2	+1						2	1
1995	4	Scott	Tamashiro	T (1)	The Fabone	369	177	69	31	17	7	2	1	127	62	67.2%	9.33	0.862	2	1	-1	3	1	2	1	3	1	2
2000	71	Dan	Scheffer	S (1)	Slinky Dude	340	153	74	28	12	4	3	1	122	67	64.6%	17.33	0.744	3	3	0						3	3
1996	16	Mike	Bernardo	B (1)	Bernie	336	145	62	28	15	8	1	1	115	74	60.8%	20.00	0.727	4	7	+3		5	4	2	6	7	4
1995	6	Man	Vu	V (1)	Lil' Saigon	323	129	69	31	13	4	2	0	119	70	63.0%	25.33	0.618	5	11	+6				8	16	11	5
2001	90	Barry	Krasner	K (1)	MadPro	322	126	68	28	14	5	2	0	117	72	61.9%	26.33	0.591	6	-								6
1999	50	Bob	Goldberg	G (1)	Bob Bruins	327	124	71	29	15	5	1	0	121	68	64.0%	27.00	0.647	7	18	+11					9	18	7
2001	96	Paul	Nguyen	N (1)	Panman	318	123	71	28	12	4	1	1	117	72	61.9%	27.33	0.569	8	-								8
1995	10	Andy	Fan	F (1)	Andy's Crap	320	116	64	26	14	5	2	1	112	77	59.3%	29.67	0.544	9	4	-5					7	4	9
2000	75	Robinson	Castillo	C (1)	Derek Fisher Wannabe	326	114	66	28	11	5	3	1	114	75	60.3%	30.33	0.564	10	8	-2						8	10
1999	47	Gareth	Maden	M (1)	Carseroni	316	109	63	26	14	6	1	1	111	78	58.7%	32.00	0.582	11	15	+4					2	15	11
2001	81	Robinson	Castillo	C (2)	Benz, No CD	309	106	69	27	9	3	3	1	112	77	59.3%	33.00	0.523	12	-								12
2001	78	Kimberly	Boren	B (1)	Kim	324	105	65	28	15	5	1	1	115	74	60.8%	33.33	0.542	13	-								13
2001	95	Nikki	Nguyen	N (1)	BlueStars1996	327	105	73	27	14	4	1	1	120	69	63.5%	33.33	0.536	13	-								13
2000	72	John	Casey	C (1)	Jinxie	311	103	69	25	15	5	1	0	115	74	60.8%	34.00	0.536	15	19	+4						19	15
1995	3	David	Feng	F (1)	The Mighty Mobelfakta	310	92	61	26	11	5	3	1	107	82	56.6%	37.67	0.483	16	10	-6	5	9	8	3	4	10	16
2001	82	Robinson	Castillo	C (3)	He Hate Me Too	304	90	67	28	14	5	0	0	114	75	60.3%	38.33	0.443	17	-								17
2000	68	Chris	Frost	F (1)	Red	297	89	63	25	13	6	1	0	108	81	57.1%	38.67	0.449	18	21	+3						21	18
1999	56	Cliff	Tamashiro	T (1)	Mino	299	87	63	29	15	3	1	0	111	78	58.7%	39.33	0.409	19	13	-6					10	13	19
1995	1	Fernando	Bustamante	B (1)	Bix Pix	288	83	63	26	10	4	1	1	105	84	55.6%	40.67	0.439	20	27	+7	1	2	1	4	14	27	20
1998	42	Sam	Nishi	N (1)	Preki the Bomb	282	80	60	22	13	4	1	1	101	88	53.4%	41.67	0.341	21	9	-12				6	17	9	21
1995	9	Mark	Catley	C (1)	Tina's Boy	290	74	69	24	14	4	0	0	111	78	58.7%	43.67	0.381	22	24	+2	5	7	9	10	21	24	22
2001	79	Troy	Boren	B (1)	Tabby	286	67	62	26	11	4	2	0	105	84	55.6%	46.00	0.360	23	-								23
2001	92	Bar	Levkovitz	L (1)	Indy	289	59	68	27	12	4	0	0	111	78	58.7%	48.67	0.309	24	-								24
2001	83	Dara	Chay	C (1)	Dara	279	58	69	25	10	3	1	0	108	81	57.1%	49.00	0.302	25	-								25
1999	55	Byron	Wakumoto	W (1)	Q	277	57	66	25	13	3	0	0	107	82	56.6%	49.33	0.284	26	25	-1					19	25	26
2000	66	Michael	Krasner	K (1)	Jackass	282	56	66	28	12	3	0	0	109	80	57.7%	49.67	0.292	27	22	-5						22	27
2001	97	Vi	Nguyen	N (1)	Pineapple Princess	262	38	59	30	12	1	0	0	102	87	54.0%	55.67	0.172	28	-								28
2001	77	Catrina	Benson	B (1)	December	252	25	69	22	7	2	1	0	101	88	53.4%	60.00	0.115	29	-								29
2000	73	Ken	Berry	B (1)	Caligator	241	24	60	25	8	1	1	0	95	94	50.3%	60.33	0.127	30	28	-2					28	30	

HWC I NCAA POOL - The Last 3 Years

2000-2002

Qualify => 3

(372)	(158)	(73)	(28)	(13)	(7)	(4)	(2)	(126)	(95)	(0.67)	(51.33)	(0.897)
(240)	(24)	(61)	(21)	(7)	(2)	0	0	(94)	(63)	(0.50)	(6.67)	(0.145)

YEAR	ID#	FIRST NAME	LAST NAME	LI	FIRST NICKNAME	PTS	PPT	1W	2W	3W	4W	5W	6W	TW	TL	WIN%	PL-AV	WT-AV	Rk	'01 Rk	+/	'95-97	'96-98	'97-99	'98-00	'99-01	'00-02
	0	BY	SEEDS	X (0)	SEEDINGS	333	129	73	27	12	5	2	1	120	69	63.5%	16.33	0.731	4	6	+2	3	3	4	3	6	4
1995	4	Scott	Tamashiro	T (1)	The Fabone	372	158	73	28	13	7	3	2	126	63	66.7%	6.67	0.897	1	3	+2	3	1	2	1	3	1
2000	67	Bing	Feng	F (1)	Bingo41	358	152	73	26	11	7	3	2	122	67	64.6%	8.67	0.845	2	-							2
2000	71	Dan	Scheffer	S (1)	Slinky Dude	335	136	71	27	10	4	3	2	117	72	61.9%	14.00	0.725	3	-							3
1995	10	Andy	Fan	F (1)	Andy's Crap	327	125	63	23	12	6	3	2	109	80	57.7%	17.67	0.695	4	7	+3					7	4
1999	45	Lisa	Fan	F (1)	Shary Bobbins	347	125	64	27	12	7	3	2	115	74	60.8%	17.67	0.760	4	1	-3					1	4
1999	46	Scott	Tamashiro	T (2)	Free Fabone	328	125	69	26	12	6	2	1	116	73	61.4%	17.67	0.703	4	5	+1					5	4
1996	16	Mike	Bernardo	B (1)	Bernie	328	119	69	24	12	7	2	1	115	74	60.8%	19.67	0.669	7	6	-1		5	4	2	6	7
2000	75	Robinson	Castillo	C (1)	Derek Fisher Wannabe	329	116	72	25	11	5	3	1	117	72	61.9%	20.67	0.586	8	-							8
1998	42	Sam	Nishi	N (1)	Preki the Bomb	321	112	70	23	12	4	2	2	113	76	59.8%	22.00	0.653	9	17	+8				6	17	9
1995	3	David	Feng	F (1)	The Mighty Mobelfakta	332	108	66	24	9	6	4	2	111	78	58.7%	23.33	0.707	10	4	-6	5	9	8	3	4	10
1995	6	Man	Vu	V (1)	Lil' Saigon	311	103	71	25	10	5	3	0	114	75	60.3%	25.00	0.520	11	16	+5				8	16	11
1995	5	Alvin	Kim	K (1)	Bad Ass	306	95	70	26	11	6	1	0	114	75	60.3%	27.67	0.491	12	12	0	2	4	5	12	12	12
1999	56	Cliff	Tamashiro	T (1)	Mino	312	94	68	26	13	3	2	1	113	76	59.8%	28.00	0.569	13	10	-3					10	13
1997	31	Duke	Fan	F (1)	Duke Fan	299	92	69	23	10	4	2	1	109	80	57.7%	28.67	0.469	14	-							14
1999	47	Gareth	Maden	M (1)	Carseroni	315	90	63	25	11	5	2	2	108	81	57.1%	29.33	0.597	15	2	-13					2	15
1995	7	Jay	Santiago	S (1)	God's Picks	307	89	68	27	11	5	2	0	113	76	59.8%	29.67	0.496	16	10	-6	7	8	7	10	10	16
2000	65	Armando	Salcedo	S (1)	Mad Mando	309	88	71	27	10	3	2	1	114	75	60.3%	30.00	0.553	17	-							17
1999	50	Bob	Goldberg	G (1)	Bob Bruins	301	80	73	25	12	4	1	0	115	74	60.8%	32.67	0.458	18	9	-9					9	18
1995	8	Brian	Selander	S (1)	Liver Boy	287	77	73	27	9	4	0	0	113	76	59.8%	33.67	0.384	19	12	-7	3	6	3	8	12	19
2000	72	John	Casey	C (1)	Jinxie	302	77	70	24	11	5	2	0	112	77	59.3%	33.67	0.458	19	-							19
2000	68	Chris	Frost	F (1)	Red	291	68	64	21	9	6	2	1	103	86	54.5%	36.67	0.425	21	-							21
2000	64	Craig	Enomoto	E (1)	Craigs99	295	65	67	21	10	5	2	1	106	83	56.1%	37.67	0.451	22	-							22
2000	66	Michael	Krasner	K (1)	Jackass	294	65	73	26	11	3	1	0	114	75	60.3%	37.67	0.447	22	-							22
1995	9	Mark	Catley	C (1)	Tina's Boy	275	40	68	23	11	3	1	0	106	83	56.1%	46.00	0.268	24	21	-3	5	7	9	10	21	24
1999	55	Byron	Wakumoto	W (1)	Q	269	39	67	23	10	3	1	0	104	85	55.0%	46.33	0.244	25	19	-6					19	25
2000	70	Patrick	Cevantes	C (1)	Patto	267	39	73	23	8	2	1	0	107	82	56.6%	46.33	0.265	25	-							25
1995	1	Fernando	Bustamante	B (1)	Bix Pix	245	26	65	23	7	3	0	0	98	91	51.9%	50.67	0.145	27	14	-13	1	2	1	4	14	27
2000	73	Ken	Berry	B (1)	Caligator	240	24	61	22	8	2	1	0	94	95	49.7%	51.33	0.174	28	-							28



HWC I NCAA POOL - The Last 3 Years

1999-2001		Qualify => 3		(394)	(124)	(73)	(27)	(14)	(7)	(5)	(3)	(126)	(83)	(0.67)	(34.00)	(0.939)											
				(274)	(32)	(63)	(21)	(8)	(2)	(1)	0	(106)	(63)	(0.56)	(3.33)	(0.232)											
YEAR	ID#	FIRST NAME	LAST NAME	LI	FIRST NICKNAME	PTS	PPT	1W	2W	3W	4W	5W	6W	TW	TL	WIN%	PL-AV	WT-AV	Rk	'00 Rk	+	'95-97	'96-98	'97-99	'98-00	'99-01	
	0	BY	SEEDS	X (0)	SEEDINGS	331	89	68	25	10	6	4	1	114	75	60.3%	15.00	0.676	6	3	-3	3	3	4	3	6	
1999	45	Lisa	Fan	F (1)	Shary Bobbins	394	124	71	26	14	7	5	3	126	63	66.7%	3.33	0.939	1	-						1	
1999	47	Gareth	Maden	M (1)	Carseroni	352	113	69	26	11	6	4	2	118	71	62.4%	7.00	0.866	2	-							2
1995	4	Scott	Tamashiro	T (1)	The Fabone	346	105	72	26	13	6	3	1	121	68	64.0%	9.67	0.813	3	1	-2	3	1	2	1	3	
1995	3	David	Feng	F (1)	The Mighty Mobelfakta	342	104	65	24	10	6	5	2	112	77	59.3%	10.00	0.772	4	3	-1	5	9	8	3	4	
1999	46	Scott	Tamashiro	T (2)	Free Fabone	355	102	67	27	12	6	4	2	118	71	62.4%	10.67	0.786	5	-							5
1996	16	Mike	Bernardo	B (1)	Bernie	327	89	67	23	13	6	3	1	113	76	59.8%	15.00	0.651	6	2	-4		5	4	2	6	
1995	10	Andy	Fan	F (1)	Andy's Crap	325	86	65	27	10	5	4	1	112	77	59.3%	16.00	0.695	7	-							7
1999	49	Rob	Colosia	C (1)	Luis Enrique's Armada	327	83	70	25	9	6	2	2	114	75	60.3%	17.00	0.664	8	-							8
1999	50	Bob	Goldberg	G (1)	Bob Bruins	320	81	73	24	12	5	3	0	117	72	61.9%	17.67	0.584	9	-							9
1995	7	Jay	Santiago	S (1)	God's Picks	298	61	63	26	10	5	3	0	107	82	56.6%	24.33	0.420	10	10	0	7	8	7	10	10	
1999	56	Cliff	Tamashiro	T (1)	Mino	305	61	66	25	13	3	2	1	110	79	58.2%	24.33	0.518	10	-							10
1995	5	Alvin	Kim	K (1)	Bad Ass	295	56	70	25	10	4	2	0	111	78	58.7%	26.00	0.399	12	12	0	2	4	5	12	12	
1995	8	Brian	Selander	S (1)	Liver Boy	295	56	72	25	9	4	2	0	112	77	59.3%	26.00	0.439	12	8	-4	3	6	3	8	12	
1995	1	Fernando	Bustamante	B (1)	Bix Pix	290	53	67	24	8	4	2	1	106	83	56.1%	27.00	0.426	14	4	-10	1	2	1	4	14	
1996	13	Jason	Selander	S (1)	Jaybian	291	50	70	21	9	4	2	1	107	82	56.6%	28.00	0.423	15	5	-10		3	5	5	15	
1995	6	Man	Vu	V (1)	Lil' Saigon	292	49	64	24	11	4	3	0	106	83	56.1%	28.33	0.356	16	8	-8						16
1998	42	Sam	Nishi	N (1)	Preki the Bomb	290	44	69	22	10	3	2	1	107	82	56.6%	30.00	0.400	17	6	-11						17
1999	62	Bobby	Jaffer	J (1)	Shaw	280	43	72	26	8	3	1	0	110	79	58.2%	30.33	0.308	18	-							18
1999	55	Byron	Wakumoto	W (1)	Q	282	39	67	24	9	4	2	0	106	83	56.1%	31.67	0.336	19	-							19
1995	12	Dennis	Kim	K (1)	LoserDidn't Pick UCLA	274	34	69	24	8	4	1	0	106	83	56.1%	33.33	0.232	20	13	-7			10	13	20	
1995	9	Mark	Catley	C (1)	Tina's Boy	277	32	70	23	12	2	1	0	108	81	57.1%	34.00	0.260	21	10	-11	5	7	9	10	21	

1998-2000		Qualify => 3		(336)	(87)	(73)	(26)	(15)	(5)	(3)	(1)	(121)	(83)	(0.64)	(29.33)	(0.874)											
				(263)	(15)	(65)	(22)	(7)	(2)	(1)	0	(106)	(68)	(0.56)	(5.33)	(0.149)											
YEAR	ID#	FIRST NAME	LAST NAME	LI	FIRST NICKNAME	PTS	PPT	1W	2W	3W	4W	5W	6W	TW	TL	WIN%	PL-AV	WT-AV	Rk	'99 Rk	+	'95-97	'96-98	'97-99	'98-00		
	0	BY	SEEDS	X (0)	SEEDINGS	313	62	72	25	10	5	3	0	115	74	60.8%	13.67	0.611	3	4	+1	3	3	4	3		
1995	4	Scott	Tamashiro	T (1)	The Fabone	336	87	73	26	15	4	2	1	121	68	64.0%	5.33	0.874	1	2	+1	3	1	2	1		
1996	16	Mike	Bernardo	B (1)	Bernie	310	65	69	22	15	5	2	0	113	76	59.8%	12.67	0.665	2	4	+2		5	4	2		
1995	3	David	Feng	F (1)	The Mighty Mobelfakta	309	58	67	25	10	4	3	1	110	79	58.2%	15.00	0.556	3	8	+5	5	9	8	3		
1995	1	Fernando	Bustamante	B (1)	Bix Pix	297	53	70	25	9	3	2	1	110	79	58.2%	16.67	0.538	4	1	-3	1	2	1	4		
1996	13	Jason	Selander	S (1)	Jaybian	296	47	71	22	9	4	2	1	109	80	57.7%	18.67	0.456	5	5	0		3	5	5		
1998	41	Jon	Kelly	K (1)	Lucky From SF	294	45	68	24	13	3	2	0	110	79	58.2%	19.33	0.446	6	-						6	
1998	42	Sam	Nishi	N (1)	Preki the Bomb	302	45	70	22	11	4	2	1	110	79	58.2%	19.33	0.425	6	-							6
1995	6	Man	Vu	V (1)	Lil' Saigon	293	44	65	25	12	4	2	0	108	81	57.1%	19.67	0.466	8	-							8
1995	8	Brian	Selander	S (1)	Liver Boy	293	44	72	25	10	3	2	0	112	77	59.3%	19.67	0.434	8	3	-5	3	6	3	8		
1995	7	Jay	Santiago	S (1)	God's Picks	282	35	67	26	9	3	2	0	107	82	56.6%	22.67	0.361	10	7	-3	7	8	7	10		
1995	9	Mark	Catley	C (1)	Tina's Boy	284	35	67	24	13	3	1	0	108	81	57.1%	22.67	0.358	10	9	-1	5	7	9	10		
1995	5	Alvin	Kim	K (1)	Bad Ass	284	33	68	26	11	3	1	0	109	80	57.7%	23.33	0.332	12	5	-7	2	4	5	12		
1995	12	Dennis	Kim	K (1)	LoserDidn't Pick UCLA	263	15	73	23	7	2	1	0	106	83	56.1%	29.33	0.149	13	10	-3			10	13		

HWC I NCAA POOL - The Last 3 Years

1997-1999

Qualify => 3

		(330) (67) (70) (28) (16) (6) (3) (1) (118) (83) (0.62) (21.33) (0.762)																						
		(285) (25) (64) (22) (9) (4) (1) 0 (106) (71) (0.56) (7.33) (0.342)																						
YEAR	ID#	FIRST NAME	LAST NAME	LI	FIRST NICKNAME	PTS	PPT	1W	2W	3W	4W	5W	6W	TW	TL	WIN%	PL-AV	WT-AV	Rk	'98 Rk	+/-	'95-97	'96-98	'97-99
	0	BY	SEEDS	X (0)	SEEDINGS	327	57	68	27	13	7	2	0	117	72	61.9%	10.67	0.689	4	3	-1	3	3	4
1995	1	Fernando	Bustamante	B (1)	Bix Pix	330	67	68	28	13	5	2	1	117	72	61.9%	7.33	0.762	1	2	+1	1	2	1
1995	4	Scott	Tamashiro	T (1)	The Fabone	322	63	67	26	16	5	2	0	116	73	61.4%	8.67	0.711	2	1	-1	3	1	2
1995	8	Brian	Selander	S (1)	Liver Boy	329	59	70	27	12	6	3	0	118	71	62.4%	10.00	0.696	3	6	+3	3	6	3
1996	16	Mike	Bernardo	B (1)	Bernie	294	46	65	22	15	5	1	0	108	81	57.1%	14.33	0.495	4	5	+1		5	4
1995	5	Alvin	Kim	K (1)	Bad Ass	308	43	69	26	13	4	2	0	114	75	60.3%	15.33	0.537	5	4	-1	2	4	5
1996	13	Jason	Selander	S (1)	Jaybian	310	43	69	28	12	4	2	0	115	74	60.8%	15.33	0.537	5	3	-2		3	5
1995	7	Jay	Santiago	S (1)	God's Picks	296	37	68	24	12	4	2	0	110	79	58.2%	17.33	0.468	7	8	+1	7	8	7
1995	3	David	Feng	F (1)	The Mighty Mobelfakta	295	35	64	23	11	5	3	0	106	83	56.1%	18.00	0.413	8	9	+1	5	9	8
1995	9	Mark	Catley	C (1)	Tina's Boy	291	31	68	25	12	4	1	0	110	79	58.2%	19.33	0.398	9	7	-2	5	7	9
1995	12	Dennis	Kim	K (1)	LoserDidn't Pick UCLA	285	25	70	23	9	4	2	0	108	81	57.1%	21.33	0.342	10	-				10

1996-1998

Qualify => 3


		(356) (50) (73) (32) (17) (6) (2) (1) (128) (74) (0.68) (16.33) (0.732)																					
		(302) (23) (68) (25) (13) (3) (1) 0 (115) (61) (0.61) (7.33) (0.335)																					
YEAR	ID#	FIRST NAME	LAST NAME	LI	FIRST NICKNAME	PTS	PPT	1W	2W	3W	4W	5W	6W	TW	TL	WIN%	PL-AV	WT-AV	Rk	'97 Rk	+/-	'95-97	'96-98
	0	BY	SEEDS	X (0)	SEEDINGS	335	47	71	31	16	6	0	0	124	65	65.6%	8.33	0.695	3	3	0	3	3
1995	4	Scott	Tamashiro	T (1)	The Fabone	336	50	69	28	17	5	2	0	121	68	64.0%	7.33	0.707	1	3	+2	3	1
1995	1	Fernando	Bustamante	B (1)	Bix Pix	341	49	73	31	16	5	1	0	126	63	66.7%	7.67	0.720	2	1	-1	1	2
1996	13	Jason	Selander	S (1)	Jaybian	356	47	73	32	17	3	2	1	128	61	67.7%	8.33	0.732	3	-			3
1995	5	Alvin	Kim	K (1)	Bad Ass	332	42	69	30	13	4	2	1	119	70	63.0%	10.00	0.635	4	2	-2	2	4
1996	16	Mike	Bernardo	B (1)	Bernie	318	41	68	26	15	4	1	1	115	74	60.8%	10.33	0.582	5	-			5
1995	8	Brian	Selander	S (1)	Liver Boy	327	38	72	29	13	6	1	0	121	68	64.0%	11.33	0.560	6	3	-3	3	6
1995	9	Mark	Catley	C (1)	Tina's Boy	315	34	70	29	14	4	1	0	118	71	62.4%	12.67	0.492	7	5	-2	5	7
1995	7	Jay	Santiago	S (1)	God's Picks	311	32	73	25	13	5	1	0	117	72	61.9%	13.33	0.447	8	7	-1	7	8
1995	3	David	Feng	F (1)	The Mighty Mobelfakta	302	23	70	28	13	3	1	0	115	74	60.8%	16.33	0.335	9	5	-4	5	9

1995-1997

Qualify => 3

		(384) (43) (75) (32) (16) (7) (3) (2) (133) (67) (0.70) (10.67) (0.839)																				
		(340) (24) (71) (26) (12) (4) (2) (1) (122) (56) (0.65) (4.33) (0.447)																				
YEAR	ID#	FIRST NAME	LAST NAME	LI	FIRST NICKNAME	PTS	PPT	1W	2W	3W	4W	5W	6W	TW	TL	WIN%	PL-AV	WT-AV	Rk	'95-97		
	0	BY	SEEDS	X (0)	SEEDINGS	364	39	72	32	17	6	1	1	129	60	68.3%	5.67	0.695	3	3		
1995	1	Fernando	Bustamante	B (1)	Bix Pix	384	43	75	32	15	7	3	1	133	56	70.4%	4.33	0.839	1	1		
1995	5	Alvin	Kim	K (1)	Bad Ass	367	40	72	31	13	5	3	2	126	63	66.7%	5.33	0.738	2	2		
1995	4	Scott	Tamashiro	T (1)	The Fabone	364	33	72	28	16	6	3	1	126	63	66.7%	7.67	0.647	3	3		
1995	8	Brian	Selander	S (1)	Liver Boy	357	33	75	27	14	7	2	1	126	63	66.7%	7.67	0.580	3	3		
1995	3	David	Feng	F (1)	The Mighty Mobelfakta	347	26	75	29	13	5	2	1	125	64	66.1%	10.00	0.530	5	5		
1995	9	Mark	Catley	C (1)	Tina's Boy	344	26	71	30	13	4	3	1	122	67	64.6%	10.00	0.476	5	5		
1995	7	Jay	Santiago	S (1)	God's Picks	340	24	75	26	12	6	2	1	122	67	64.6%	10.67	0.447	7	7		





ALL-TIME RECORDS

Here are the all-time HWCI NCAA Pool records. No records were broken this year and only three highs and seven lows were tied. A record 41 entries went 0-for-the-Final-Four.

Day	Rec/ Pts	HIGH	YEAR	Rec/ Pts	LOW	YEAR
1st THU (32)	16-0, 32	Blueberry	2003	7-9, 14	Angry Hawaiian	2006
		Bloomers123	2003		Team Samurai	2005
	15-1, 30	16 tied	1997		Splasher	2002
		Flip Fighters	2005		Strummer	2002
					UCLA Sucks!	2001
					Yellowmonkey	1999
1st FRI (32)	15-1, 30	11 tied	2002	7-9, 14	Vendettaless	2006
		(last 4 tied)	2004		True Bruin	1999
				8-8, 16	9 tied	1998
					(last 3 tied)	2005
1st RND (64)	30-2, 60	Money, Morales' Mounds	2000	16-16, 32	Peeps	2001
	29-3, 58	Jodon007	2004	17-15, 34	8 tied	2005
		Blueberry	2003		(last 3 tied)	2006
		Jackass	2000			
		Mad Mando	2000			
2nd SAT (24)	8-0, 24	Big Luther	2003	1-7, 3	Dterp	2006
		Yellow Monkey	2003		GoBay	2002
		Jaybian II	1997	2-6, 6	13 tied	2000
		Loser..Didn't Pick UCLA	1995		(last 2 tied)	2005
2nd SUN (24)	8-0, 24	The Mighty Mobelfakta	1996	1-7, 3	Larz	2004
		Lil' Saigon	1996		Blueberry	2003
	7-1, 21	Dara	2005		Hendo	2002
		Wildcat Pride	2002			
		Source	2002			
2nd RND (48)	14-2, 42	Loser..Didn't Pick UCLA	1995	3-13, 9	GoBay	2002
	13-3, 39	Lil' Saigon	1996		Hendo	2002
		Lil' Saigon	1995	4-12, 12	Dterp	2006
					Blueberry	2003
2nd -END- (112)	90	3 tied	2002	45	Hendo	2002
		(last 2 tied)	2003	49	Angry Hawaiian	2006
	89	Bloomers123	2003		GoBay	2002
	88	Denver Blizzard	2003		True Bruin	1999
3rd THU (16)	4-0, 16	29 tied	1995	0-4, 0	58 tied	1999
		(last 2 tied)	2006		(last 10 tied)	2006
3rd FRI (16)	4-0, 16	30 tied	1996	0-4, 0	45 tied	1997
		(last 29 tied)	2002		(last 3 tied)	2005
3rd RND (32)	8-0, 32	Jaybian	1996	0-8, 0	ReggieK945	2005
	7-1, 28	7 tied	1996		GoBay	2002
		(last The Fabo9ers)	2003	1-7, 4	29 tied	1999
					(last 3 tied)	2006
3rd -END- (144)	118	Jaybian	1996	49	GoBay, Hendo	2002
	112	Hate the Ducks	1996	53	True Bruin	1999
	111	Mr. Wizard	2003	57	Angry Hawaiian	2006
	110	Zippy	2003			
4th SAT (12)	2-0, 12	57 tied	1995	0-2, 0	246 tied	1995
		Samurai Jack	2006		(last 51 tied)	2006
4th SUN (12)	2-0, 12	69 tied	1997	0-2, 0	271 tied	1995
		(last 4 tied)	2004		(last 74 tied)	2006
4th RND (24)	4-0, 24	Bingo	2001	0-4, 0	109 tied	1995
		Peeps	2001		(last 41 tied)	2006
4th -END- (168)	124	Bingo	2004	49	GoBay, Hendo	2002
	124	Jaybian	1996	58	ReggieK945	2005
	123	Mr. Wizard	2003	58	Die With Gators	2002
	121	Bix Pix Twey	1996	59	NoMex	2005
		The Mighty Mobelfakta	1995			
5th SAT (16)	2-0, 16	45 tied	1995	0-2, 0	324 tied	1995
		(last 20 tied)	2005		(last 71 tied)	2006
5th -END- (184)	136	Bix Pix	1995	49	GoBay, Hendo	2002
	134	Team Samurai	2001	58	ReggieK945	2005
		Shary Bobbins	1999	58	Die With Gators	2002
		Mr. Nelson	1995	59	NoMex	2005
6th MON (12)	1-0, 12	97 tied	1995	0-1, 0	504 tied	1995
		(Gators Never Choke)	2006		(last 84 tied)	2006
6th -END- (196)	148	Bix Pix	1995	49	GoBay, Hendo	2002
	146	Team Samurai	2001	58	Die With Gators	2002
		Shary Bobbins	1999	58	ReggieK945	2005
		Mr. Nelson	1995	59	NoMex	2005
	144	Jaybian	1996	62	Betheon	2000
TOT WINS (63)	48	Jaybian	1996	22	Hendo	2002
	47	Bix Pix	1995	23	GoBay	2002
	46	11 tied	1995	25	Strummer	2002
		(last 2 tied)	2004		True Bruin	1999

HWCi NCAA ALL-TIME LEADERS

MOST POINTS							
YEAR	ID#	FIRST NAME	LAST NAME	LI (#)	FIRST NICKNAME	YR	PTS
1995	4	Scott	Tamashiro	T (1)	The Fabone	12	1374
1995	3	David	Feng	F (1)	The Mighty Mobelfakta	12	1317
1995	1	Fernando	Bustamante	B (1)	Bix Pix	11	1178
1995	6	Man	Vu	V (1)	Lil' Saigon	11	1167
1996	16	Mike	Bernardo	B (1)	Bernie	11	1155
1995	8	Brian	Selander	S (1)	Liver Boy	11	1144
1995	10	Andy	Fan	F (1)	Andy's Crap	10	1087
1995	7	Jay	Santiago	S (1)	God's Picks	10	1038
1995	9	Mark	Catley	C (1)	Tina's Boy	9	918
1998	42	Sam	Nishi	N (1)	Preki the Bomb	9	874

MOST WINS - FOURTH ROUND							
YEAR	ID#	FIRST NAME	LAST NAME	LI (#)	FIRST NICKNAME	YR	4W
1995	4	Scott	Tamashiro	T (1)	The Fabone	12	22
1996	16	Mike	Bernardo	B (1)	Bernie	11	19
1995	3	David	Feng	F (1)	The Mighty Mobelfakta	12	18
1995	1	Fernando	Bustamante	B (1)	Bix Pix	11	18
1995	6	Man	Vu	V (1)	Lil' Saigon	11	16
1995	8	Brian	Selander	S (1)	Liver Boy	11	16
1995	10	Andy	Fan	F (1)	Andy's Crap	10	15
1995	7	Jay	Santiago	S (1)	God's Picks	10	15
2000	67	Bing	Feng	F (1)	Bingo41	6	14

MOST WINS - FIRST ROUND							
YEAR	ID#	FIRST NAME	LAST NAME	LI (#)	FIRST NICKNAME	YR	1W
1995	4	Scott	Tamashiro	T (1)	The Fabone	12	287
1995	3	David	Feng	F (1)	The Mighty Mobelfakta	12	274
1995	8	Brian	Selander	S (1)	Liver Boy	11	265
1995	1	Fernando	Bustamante	B (1)	Bix Pix	11	254
1995	6	Man	Vu	V (1)	Lil' Saigon	11	251
1996	16	Mike	Bernardo	B (1)	Bernie	11	247
1995	7	Jay	Santiago	S (1)	God's Picks	10	232
1995	10	Andy	Fan	F (1)	Andy's Crap	10	221
1995	9	Mark	Catley	C (1)	Tina's Boy	9	207
1998	42	Sam	Nishi	N (1)	Preki the Bomb	9	200

MOST WINS - FIFTH ROUND							
YEAR	ID#	FIRST NAME	LAST NAME	LI (#)	FIRST NICKNAME	YR	5W
1995	3	David	Feng	F (1)	The Mighty Mobelfakta	12	10
1995	4	Scott	Tamashiro	T (1)	The Fabone	12	9
1995	10	Andy	Fan	F (1)	Andy's Crap	10	8
1995	1	Fernando	Bustamante	B (1)	Bix Pix	11	7
1995	7	Jay	Santiago	S (1)	God's Picks	10	7
1995	6	Man	Vu	V (1)	Lil' Saigon	11	6

MOST WINS - SECOND ROUND							
YEAR	ID#	FIRST NAME	LAST NAME	LI (#)	FIRST NICKNAME	YR	2W
1995	4	Scott	Tamashiro	T (1)	The Fabone	12	112
1995	3	David	Feng	F (1)	The Mighty Mobelfakta	12	111
1995	6	Man	Vu	V (1)	Lil' Saigon	11	107
1995	1	Fernando	Bustamante	B (1)	Bix Pix	11	102
1995	8	Brian	Selander	S (1)	Liver Boy	11	98
1996	16	Mike	Bernardo	B (1)	Bernie	11	97
1995	10	Andy	Fan	F (1)	Andy's Crap	10	93
1995	7	Jay	Santiago	S (1)	God's Picks	10	88
1995	9	Mark	Catley	C (1)	Tina's Boy	9	78
1995	5	Alvin	Kim	K (1)	Bad Ass	8	74

MOST WINS - SIXTH ROUND							
YEAR	ID#	FIRST NAME	LAST NAME	LI (#)	FIRST NICKNAME	YR	6W
1995	3	David	Feng	F (1)	The Mighty Mobelfakta	12	5
1995	10	Andy	Fan	F (1)	Andy's Crap	10	4
1999	45	Lisa	Fan	F (1)	Shary Bobbins	4	3
1999	49	Rob	Colosia	C (1)	Luis Enrique's Armada	6	3
1995	4	Scott	Tamashiro	T (1)	The Fabone	12	3
1995	1	Fernando	Bustamante	B (1)	Bix Pix	11	3

MOST WINS - THIRD ROUND							
YEAR	ID#	FIRST NAME	LAST NAME	LI (#)	FIRST NICKNAME	YR	3W
1995	4	Scott	Tamashiro	T (1)	The Fabone	12	56
1996	16	Mike	Bernardo	B (1)	Bernie	11	48
1995	3	David	Feng	F (1)	The Mighty Mobelfakta	12	47
1995	6	Man	Vu	V (1)	Lil' Saigon	11	47
1995	8	Brian	Selander	S (1)	Liver Boy	11	43
1995	1	Fernando	Bustamante	B (1)	Bix Pix	11	41
1995	10	Andy	Fan	F (1)	Andy's Crap	10	41
1995	9	Mark	Catley	C (1)	Tina's Boy	9	40
1995	7	Jay	Santiago	S (1)	God's Picks	10	38
1999	56	Cliff	Tamashiro	T (1)	Mino	8	37

MOST WINS - OVERALL							
YEAR	ID#	FIRST NAME	LAST NAME	LI (#)	FIRST NICKNAME	YR	TW
1995	4	Scott	Tamashiro	T (1)	The Fabone	12	489
1995	3	David	Feng	F (1)	The Mighty Mobelfakta	12	465
1995	6	Man	Vu	V (1)	Lil' Saigon	11	428
1995	8	Brian	Selander	S (1)	Liver Boy	11	428
1995	1	Fernando	Bustamante	B (1)	Bix Pix	11	425
1996	16	Mike	Bernardo	B (1)	Bernie	11	418
1995	10	Andy	Fan	F (1)	Andy's Crap	10	382
1995	7	Jay	Santiago	S (1)	God's Picks	10	381
1995	9	Mark	Catley	C (1)	Tina's Boy	9	341
1998	42	Sam	Nishi	N (1)	Preki the Bomb	9	321

HWC I NCAA ALL-TIME LEADERS

AVERAGE POINTS							
YEAR	ID#	FIRST NAME	LAST NAME	LI (#)	FIRST NICKNAME	YR	PTS
2000	67	Bing	Feng	F (1)	Bingo41	6	115.8
1995	4	Scott	Tamashiro	T (1)	The Fabone	12	114.5
1995	3	David	Feng	F (1)	The Mighty Mobelfakta	12	109.8
2002	110	Jeff	Han	H (1)	Random Picks	5	109.6
1995	5	Alvin	Kim	K (1)	Bad Ass	8	108.8
1995	10	Andy	Fan	F (1)	Andy's Crap	10	108.7
1996	13	Jason	Selander	S (1)	Jaybian	6	107.8
1995	1	Fernando	Bustamante	B (1)	Bix Pix	11	107.1
1999	50	Bob	Goldberg	G (1)	Bob Bruins	8	106.8

AVERAGE WINS - FOURTH ROUND							
YEAR	ID#	FIRST NAME	LAST NAME	LI (#)	FIRST NICKNAME	YR	4W
2000	67	Bing	Feng	F (1)	Bingo41	6	2.3
2002	103	Troy	Boren	B (2)	Ybbat	5	2.0
1995	4	Scott	Tamashiro	T (1)	The Fabone	12	1.8
1996	16	Mike	Bernardo	B (1)	Bernie	11	1.7
1999	46	Scott	Tamashiro	T (2)	Free Fabone	6	1.7
1999	49	Rob	Colosia	C (1)	Luis Enrique's Armada	6	1.7
1995	1	Fernando	Bustamante	B (1)	Bix Pix	11	1.6
1995	5	Alvin	Kim	K (1)	Bad Ass	8	1.6
1995	12	Dennis	Kim	K (1)	LoserDidn't Pick UCLA	8	1.6
2002	110	Jeff	Han	H (1)	Random Picks	5	1.6

AVERAGE WINS - FIRST ROUND							
YEAR	ID#	FIRST NAME	LAST NAME	LI (#)	FIRST NICKNAME	YR	1W
2000	67	Bing	Feng	F (1)	Bingo41	6	25.2
2002	134	Brian	Zimmerman	Z (1)	Zippy	5	24.8
2002	110	Jeff	Han	H (1)	Random Picks	5	24.6
2002	114	Keith	Johnson	J (1)	Pac10 Sucks	5	24.6
1999	50	Bob	Goldberg	G (1)	Bob Bruins	8	24.5
2001	95	Nikki	Nguyen	N (1)	BlueStars1996	6	24.3
2002	102	Ann	Bernardo	B (1)	Little Ann	5	24.2
2002	133	Roy	Wakimura	W (1)	Wantabe	5	24.2
1995	8	Brian	Selander	S (1)	Liver Boy	11	24.1
1995	4	Scott	Tamashiro	T (1)	The Fabone	12	23.9


AVERAGE WINS - FIFTH ROUND							
YEAR	ID#	FIRST NAME	LAST NAME	LI (#)	FIRST NICKNAME	YR	5W
1999	52	Rick	Freitas	F (1)	Knievalkid	5	1.00
2001	81	Robinson	Castillo	C (2)	Benz, No CD	6	0.83
1999	46	Scott	Tamashiro	T (2)	Free Fabone	6	0.83
1995	3	David	Feng	F (1)	The Mighty Mobelfakta	12	0.83
2002	110	Jeff	Han	H (1)	Random Picks	5	0.80
1995	10	Andy	Fan	F (1)	Andy's Crap	10	0.80
1995	4	Scott	Tamashiro	T (1)	The Fabone	12	0.75
1995	7	Jay	Santiago	S (1)	God's Picks	10	0.70

AVERAGE WINS - SECOND ROUND							
YEAR	ID#	FIRST NAME	LAST NAME	LI (#)	FIRST NICKNAME	YR	2W
2002	110	Jeff	Han	H (1)	Random Picks	5	10.0
1995	6	Man	Vu	V (1)	Lil' Saigon	11	9.7
2001	95	Nikki	Nguyen	N (1)	BlueStars1996	6	9.3
1995	4	Scott	Tamashiro	T (1)	The Fabone	12	9.3
1995	10	Andy	Fan	F (1)	Andy's Crap	10	9.3
1995	1	Fernando	Bustamante	B (1)	Bix Pix	11	9.3
1995	5	Alvin	Kim	K (1)	Bad Ass	8	9.3
1995	3	David	Feng	F (1)	The Mighty Mobelfakta	12	9.3
2002	134	Brian	Zimmerman	Z (1)	Zippy	5	9.2
2002	131	Linh	Tamashiro	T (1)	PSW	5	9.2

AVERAGE WINS - SIXTH ROUND							
YEAR	ID#	FIRST NAME	LAST NAME	LI (#)	FIRST NICKNAME	YR	6W
1999	49	Rob	Colosia	C (1)	Luis Enrique's Armada	6	0.5
1995	3	David	Feng	F (1)	The Mighty Mobelfakta	12	0.4
2002	114	Keith	Johnson	J (1)	Pac10 Sucks	5	0.4
2001	96	Paul	Nguyen	N (1)	Panman	5	0.4
1995	10	Andy	Fan	F (1)	Andy's Crap	10	0.4
2001	81	Robinson	Castillo	C (2)	Benz, No CD	6	0.3
2000	67	Bing	Feng	F (1)	Bingo41	6	0.3
1999	46	Scott	Tamashiro	T (2)	Free Fabone	6	0.3
1996	13	Jason	Selander	S (1)	Jaybian	6	0.3
2000	71	Dan	Scheffer	S (1)	Slinky Dude	7	0.3

AVERAGE WINS - THIRD ROUND							
YEAR	ID#	FIRST NAME	LAST NAME	LI (#)	FIRST NICKNAME	YR	3W
2001	78	Kimberly	Boren	B (1)	Kim	6	4.7
1995	4	Scott	Tamashiro	T (1)	The Fabone	12	4.7
1999	56	Cliff	Tamashiro	T (1)	Mino	8	4.6
2002	102	Ann	Bernardo	B (1)	Little Ann	5	4.6
1995	9	Mark	Catley	C (1)	Tina's Boy	9	4.4
1996	16	Mike	Bernardo	B (1)	Bernie	11	4.4
1996	13	Jason	Selander	S (1)	Jaybian	6	4.3
1995	6	Man	Vu	V (1)	Lil' Saigon	11	4.3
1999	50	Bob	Goldberg	G (1)	Bob Bruins	8	4.3
1995	5	Alvin	Kim	K (1)	Bad Ass	8	4.3

AVERAGE WINS - OVERALL							
YEAR	ID#	FIRST NAME	LAST NAME	LI (#)	FIRST NICKNAME	YR	TW
2000	67	Bing	Feng	F (1)	Bingo41	6	41.3
1995	4	Scott	Tamashiro	T (1)	The Fabone	12	40.8
2002	110	Jeff	Han	H (1)	Random Picks	5	40.2
2002	134	Brian	Zimmerman	Z (1)	Zippy	5	39.8
1999	50	Bob	Goldberg	G (1)	Bob Bruins	8	39.8
2001	95	Nikki	Nguyen	N (1)	BlueStars1996	6	39.3
2002	102	Ann	Bernardo	B (1)	Little Ann	5	39.2
1996	13	Jason	Selander	S (1)	Jaybian	6	39.2
1995	5	Alvin	Kim	K (1)	Bad Ass	8	39.1



HIGHS & LOWS

HWC! NCAA POOL- HIGHS and LOWS

March 9, 2007

Here are the Highs & Lows of each day and round in the NCAA tournament. This year, GATORS NEVER DIE rode Florida up the charts and didn't lead until when it counted... at the end. Then, he had to wait until after the Final to see that he was this year's champion. On the "flip" side, a record 41 entries went 0-for-the-Final-Four.

	1995	1996	1997	1998	1999	2000	2001	2002	2003	2004	2005	2006	
1st Rnd- Day 1	High (32)	26 5 tied	26 2 tied	30 2 tied	26 4 tied	26 2 tied	30 10 tied	28 Lili PO	26 2 tied	32 2 tied	30 Jedi Master Rob	30 Flip Fighters	28 2 tied
1st Rnd- Day 2	High (32)	26 The Fabone	30 Bix Pix Twey	26 Buckeye Mike	26 Money	28 Shary Bobbins	30 2 tied	26 5 tied	30 Free Jinx	30 2 tied	30 4 tied	28 Krispy Kremer Sec	26 4 tied
1st Rnd	High (64)	52 The Fabone	52 Bix Pix Twey	52 2 tied	48 3 tied	52 2 tied	60 2 tied	50 2 tied	54 Random Picks	58 Blueberry	58 Jodon007	52 5 tied	50 Poolraider
2nd Rnd- Day 1	High (24)	24 Loser..UCLA	18 3 tied	24 Jaybian II	21 Money	18 5 tied	18 ALStar	21 3 tied	18 8 tied	24 2 tied	18 4 tied	18 Birth-Illini-Death	21 10 tied
Leader	High (88)	71 Bix Pix	68 Jaybian	74 Jaybian II	67 Money	67 2 tied	73 Jackass	65 3 tied	72 Random Picks	78 Big Luther	74 DC944	67 LuckOrBust	71 Poolraider
2nd Rnd- Day 2	High (24)	18 3 tied	24 2 tied	12 3 tied	18 4 tied	18 Max Power	15 Craigs99	18 4 tied	21 2 tied	18 3 tied	18 4 tied	21 Dara	18 The MM
2nd Rnd	High (48)	42 Loser..UCLA	39 Lili Saigon	33 Jaybian II	36 2 tied	33 Max Power	27 ALStar	36 2 tied	36 3 tied	36 3 tied	33 Samurai Jack	32 Leah's Leap/Falth	36 4 tied
End 2nd Rnd	High (112)	86 2 tied	86 2 tied	83 Jaybian II	84 Anna..Lately	81 Max Power	84 M. Mounds	80 3 tied	90 Random Picks	90 2 tied	86 3 tied	83 Leah's Leap/Falth	84 Basketball Jones
3rd Rnd- Day 1	High (16)	16 3 tied	16 11 tied	16 3 tied	16 7 tied	12 5 tied	8 20 tied	12 31 tied	8 2 tied	16 3 tied	12 24 tied	12 8 tied	16 2 tied
Leader	High (128)	98 2 tied	102 2 tied	95 Jaybian II	98 Money	88 Shary Bobbins	92 M. Mounds	92 3 tied	90 Random Picks	102 Big Luther	96 2 tied	94 LuckOrBust	96 Basketball Jones
3rd Rnd- Day 2	High (16)	12 Bad Ass	16 Jaybian	8 Frodo	12 15 tied	12 6 tied	8 Calligator	12 26 tied	16 29 tied	12 12 tied	12 4 tied	12 3 tied	12 20 tied
3rd Rnd	High (32)	24 3 tied	32 Jaybian	20 4 tied	28 4 tied	24 2 tied	12 7 tied	24 14 tied	20 15 tied	28 The Fabo9ers	20 5 tied	20 5 tied	24 7 tied
End 3rd Rnd	High (144)	106 The Fabone	118 Jaybian	99 Jaybian II	107 Caveman	100 Shary Bobbins	96 M. Mounds	104 Kim	102 Random Picks	111 Mr. Wizard	106 Bingo	102 LuckOrBust	104 Basketball Jones
4th Rnd- Day 1	High (12)	12 8 tied	12 9 tied	12 3 tied	12 Anna..Lately	12 2 tied	6 26 tied	12 5 tied	6 23 tied	6 13 tied	12 17 tied	12 11 tied	12 Samurai Jack
Leader	High (156)	118 The Fabone	124 Jaybian	105 Jaybian II	112 Anna..Lately	112 Shary Bobbins	102 M. Mounds	112 Nickname	107 The Fabon8er	117 Mr. Wizard	118 Bingo	109 Yellow Monkey	108 Belucky1
4th Rnd- Day 2	High (12)	6 5 tied	0 19 tied	12 Frodo	6 10 tied	12 6 tied	6 10 tied	12 20 tied	12 32 tied	12 6 tied	12 4 tied	6 52 tied	6 14 tied
4th Rnd	High (24)	18 3 tied	12 9 tied	18 3 tied	18 Anna..Lately	18 5 tied	6 28 tied	24 2 tied	18 11 tied	12 10 tied	18 17 tied	18 6 tied	12 5 tied
End 4th Rnd	High (168)	121 The MM	124 Jaybian	109 Frodo	118 Anna..Lately	118 Shary Bobbins	102 M. Mounds	120 Bingo	119 The Fabon8er	123 Mr. Wizard	124 Bingo	114 LuckOrBust	113 Lorenzo Mata
5th Rnd	High (16)	16 3 tied	8 9 tied	8 14 tied	8 Anna..Lately	16 14 tied	8 24 tied	16 8 tied	8 40 tied	8 8 tied	8 24 tied	16 20 tied	8 14 tied
End 5th Rnd	High (184)	136 Bix Pix	132 Jaybian	116 Max	126 Anna..Lately	134 Shary Bobbins	110 M. Mounds	134 Team Samurai	127 The Fabon8er	126 Big Luther	128 Random Picks	128 Flip Fighters	113 Lorenzo Mata
6th Rnd	High (12)	12 10 tied	12 6 tied	0 22 tied	0 28 tied	12 4 tied	12 13 tied	12 15 tied	12 17 tied	12 Galaxy	12 11 tied	12 19 tied	12 Gators Never Choke
Final	High (196)	148 Bix Pix	144 Jaybian	116 Max	126 Anna..Lately	146 Shary Bobbins	122 M. Mounds	146 Team Samurai	139 The Fabon8er	126 Big Luther	137 Fabio	140 Flip Fighters	120 Gators Never Choke
Days Led Outright/Tied (10)		3 / 5	6 / 8	2 / 2	5 / 6	6 / 8	7 / 9	2 / 2	4 / 4	2 / 3	1 / 1	3 / 3	1 / 2
Rounds Led Outright/Tied (6)		2 / 3	4 / 5	2 / 2	4 / 5	4 / 5	5 / 6	2 / 2	3 / 3	4 / 5	1 / 1	2 / 2	1 / 1

	1995	1996	1997	1998	1999	2000	2001	2002	2003	2004	2005	2006	
1st Rnd- Day 1	Low (32)	20 Mr. Nelson	18 2 tied	20 Karl Childers	20 5 tied	14 YellowMonkey	22 3 tied	14 UCLA Sucks!	14 2 tied	16 2 tied	18 3 tied	14 Team Samurai	14 Angry Hawaiian
1st Rnd- Day 2	Low (32)	20 2 tied	20 The Chef	18 3 tied	16 Preki the Bomb	14 True Bruin	18 2 tied	16 4 tied	18 5 tied (+1)	18 3 tied	18 3 tied	16 3 tied	14 Vendettaless
1st Rnd	Low (64)	42 Lili Saigon	40 RealisticM..	40 Karl Childers	38 3 tied	34 True Bruin	40 2 tied	32 Peeps	34 2 tied	38 Gwen Six	36 2 tied	34 Team Samurai	34 3 tied
2nd Rnd- Day 1	Low (24)	12 Liver Boy	9 2 tied	12 8 tied	12 7 tied	9 2 tied	6 2 tied	6 2 tied	3 GoBay	9 5 tied	6 3 tied	6 2 tied	3 Dterp
Last	Low (88)	62 3 tied	53 Heather	52 Karl Childers	50 2 tied	43 True Bruin	52 Betheon	44 Dara	40 Splasher	52 3 tied	42 Skratchnsnift	43 Team Samurai	43 Angry Hawaiian
2nd Rnd- Day 2	Low (24)	12 3 tied	9 The Chef	6 9 tied	6 All 2 Easy	6 10 tied	6 10 tied	3 Hendo	3 Blueberry	3 Larz	6 2 tied	9 14 tied	6 3 tied
2nd Rnd	Low (48)	24 Liver Boy	21 Heather	18 4 tied	21 2 tied	15 True Bruin	15 5 tied	18 Corndog	9 2 tied	12 Blueberry	15 2 tied	15 NoMex	12 Dterp
End 2nd Rnd	Low (112)	74 2 tied	65 Heather	58 Karl Childers	59 Preki the Bomb	49 True Bruin	58 Betheon	57 2 tied	45 Hendo	61 S & S FC	51 Skratchnsnift	55 NoMex	49 Angry Hawaiian
3rd Rnd- Day 1	Low (16)	4 Loser..UCLA	8 2 tied	4 3 tied	4 2 tied	0 True Bruin	0 3 tied	4 7 tied	0 40 tied	4 6 tied	0 Krispy Kremer	0 3 tied	0 10 tied
Last	Low (128)	82 Tina's Boy	74 The Chef	70 Buckeye Mike	67 Preki the Bomb	49 True Bruin	62 Betheon	62 Corndog	45 Hendo	69 S & S FC	59 Skratchnsnift	55 NoMex	53 Angry Hawaiian
3rd Rnd- Day 2	Low (16)	4 4 tied	0 The Chef	4 21 tied	0 Lenny	4 9 tied	0 24 tied	4 6 tied	0 3 tied	0 4 tied	0 9 tied	0 3 tied	4 23 tied
3rd Rnd	Low (32)	12 Loser..UCLA	8 The Chef	8 4 tied	8 Baersarke	4 True Bruin	4 13 tied	8 Dylan	0 GoBay	4 2 tied	4 4 tied	0 ReggieK945	4 Dterp
End 3rd Rnd	Low (144)	90 Tina's Boy	74 The Chef	74 Buckeye Mike	77 Slave to Big Six	53 True Bruin	62 Betheon	70 2 tied	49 2 tied	72 Team Samurai	67 Skratchnsnift	58 ReggieK945	57 Angry Hawaiian
4th Rnd- Day 1	Low (12)	0 Loser..UCLA	0 2 tied	0 4 tied	0 Uthpope	0 15 tied	0 10 tied	0 12 tied	0 57 tied	0 50 tied	0 22 tied	0 22 tied	0 51 tied
Last	Low (156)	98 Loser..UCLA	80 The Chef	74 Buckeye Mike	83 Slave to Big Six	53 True Bruin	62 Betheon	70 Dylan	49 2 tied	72 Team Samurai	67 Skratchnsnift	58 ReggieK945	62 Fabio
4th Rnd- Day 2	Low (12)	0 5 tied	0 19 tied	0 5 tied	0 18 tied	0 2 tied	0 34 tied	0 13 tied	0 12 tied	0 34 tied	0 24 tied	0 30 tied	0 71 tied
4th Rnd	Low (24)	0 Loser..UCLA	0 2 tied	4 8 tied	0 Uthpope	0 2 tied	0 8 tied	0 4 tied	0 8 tied	0 26 tied	0 12 tied	0 4 tied	0 41 tied
End 4th Rnd	Low (168)	98 Loser..UCLA	80 The Chef	80 Buckeye Mike	83 Slave to Big Six	59 True Bruin	62 Betheon	70 Dylan	49 2 tied	72 Team Samurai	67 Skratchnsnift	58 ReggieK945	62 Fabio
5th Rnd	Low (16)	0 2 tied	0 10 tied	0 8 tied	0 26 tied	0 3 tied	0 12 tied	0 23 tied	0 40 tied	0 55 tied	0 55 tied	0 21 tied	0 71 tied
End 5th Rnd	Low (184)	98 Loser..UCLA	80 The Chef	80 Buckeye Mike	83 Slave to Big Six	67 True Bruin	62 Betheon	70 Dylan	49 2 tied	72 Team Samurai	67 Skratchnsnift	58 ReggieK945	62 Fabio
6th Rnd	Low (12)	0 2 tied	0 13 tied	0 22 tied	0 28 tied	0 32 tied	0 23 tied	0 44 tied	0 63 tied	0 62 tied	0 68 tied	0 63 tied	0 84 tied
Final	Low (196)	98 Loser..UCLA	80 The Chef	80 Buckeye Mike	83 Slave to Big Six	67 True Bruin	62 Betheon	70 Dylan	49 Hendo (*)	72 Team Samurai	67 Skratchnsnift	58 ReggieK945	62 Fabio
Days Trailed Sole/Tied (10)		4 / 4	6 / 6	6 / 6	5 / 6	9 / 9	8 / 10	4 / 5	3 / 7	5 / 5	8 / 10	5 / 5	4 / 4
Rounds Trailed Sole/Tied (6)		3 / 3	4 / 4	4 / 4	4 / 5	6 / 6	5 / 6	3 / 4	2 / 5	4 / 4	5 / 6	4 / 4	3 / 3

(*) Lost Tiebreaker
 (+1) One deleted entry
 Clinched 1st Place
 Final Point Total
 Eventually won 2nd Place
 Eventually won 3rd Place
 Eventually won 4th Place

Beth L 11-14
 GoBay L 15,28-31
 Team Sam L 14
 Bberry L14,26-31
 Fabio W13
 Team Green L14
 Afros L14
 Reggie L15



MONEY WINNERS

HWCi NCAA POOL: ANNUAL STATISTICS

WINNERS		1995 1996 1997 1998 1999 2000 2001 2002 2003 2004 2005 2006											
by SEEDINGS		1	2	3	4	5	6	7	8	9	10	11	12
Fernando	B (1)	1st-95	4th-99										
Nelson	B (1)	2nd-95											
David	F (1)	3rd-95	2nd-00	3rd-04									
Jason	S (1)	1st-96	3rd-97										
Joseph	K (1)	2nd-96											
James	L (1)	3rd-96	2nd-98										
Sean	D (1)	1st-97											
Brian	S (1)	2nd-97											
Anna	? (1)	1st-98											
Scott	T (1)	3rd-98	3rd-00	1st-02	Bns-03								
Scott	H (1)	4th-98											
Lisa	F (1)	1st-99	2nd-01										
Scott	T (2)	2nd-99											
Gareth	M (1)	3rd-99											
Sam	N (1)	1st-00											
Craig	E (1)	4th-00											
Robinson	C (1)	1st-01											
Bing	F (1)	3rd-01	4th-03										
Sam	P (1)	4th-01											
Jeff	H (1)	2nd-02	4th-04										
Ann	B (1)	3rd-02											
Paul	N (1)	4th-02											
Darryn	B (1)	1st-03											
John	S (1)	2nd-03											
Quang	P (1)	3rd-03											
Rick	F (1)	1st-04											
Darius	B (1)	2nd-04											
Mike	B (1)	Bns-04											
Robinson	C (2)	1st-05											
Paul	T (1)	2nd-05											
Roy	W (1)	3rd-05											
Patrick	N (1)	4th-05	4th-06										
Ken	B (1)	1st-06											
Jake	P (1)	2nd-06											
John	C (1)	3rd-06											

YR	\$	TOT	E	P	Avg
12	1	\$ 60	1	1	\$ 5.00
11	2	\$ 100	1	1	\$ 9.09
1	1	\$ 30	2	2	\$ 30.00
12	3	\$ 230	3	3	\$ 19.17
6	2	\$ 145	4	4	\$ 24.17
1	1	\$ 50	5	5	\$ 50.00
3	2	\$ 100	6	6	\$ 33.33
2	1	\$ 125	7	7	\$ 62.50
11	1	\$ 60	8	8	\$ 5.45
1	1	\$ 150	9	9	\$ 150.00
12	4	\$ 540	10	10	\$ 45.00
Tot					
12	5	\$ 630	18	5	\$ 35.00
1	1	\$ 20	11	11	\$ 20.00
4	2	\$ 330	12	12	\$ 82.50
6	1	\$ 90	13		\$ 15.00
8	1	\$ 60	14	13	\$ 7.50
9	1	\$ 180	15	14	\$ 20.00
3	1	\$ 30	16	15	\$ 10.00
Tot					
7	1	\$ 280	17	16	\$ 40.00
6	2	\$ 160	18	17	\$ 26.67
1	1	\$ 60	19	18	\$ 60.00
5	2	\$ 280	20	19	\$ 56.00
5	1	\$ 130	21	20	\$ 26.00
7	1	\$ 70	22	21	\$ 10.00
5	1	\$ 280	23	22	\$ 56.00
3	1	\$ 150	24	23	\$ 50.00
4	1	\$ 100	25	24	\$ 25.00
5	1	\$ 370	26	25	\$ 74.00
1	1	\$ 180	27	26	\$ 180.00
11	1	\$ 40	28	27	\$ 3.64
6	1	\$ 400	29		\$ 66.67
2	1	\$ 195	30	28	\$ 97.50
5	1	\$ 135	31	29	\$ 27.00
4	2	\$ 185	32	30	\$ 46.25
7	1	\$ 415	33	31	\$ 59.29
3	1	\$ 200	34	32	\$ 66.67
7	1	\$ 140	35	33	\$ 20.00

BOLD - Won on first try

\$70 4th Place Prize won in 2002 = \$70 1st Place Prize in 1995

All 1st-time Entrants Won- '95, '96

4th Prize added in '98; Bonus Prize added in '03

No one won Bonus Prize in '05

All Returning Entrants Won- '97

All 1st-time Winners (Entry #)- '95, '96, '05